




KEMENTERIAN EKONOMI
JABATAN PERANGKAAAN MALAYSIA

PERANGKAAAN GETAH BULANAN
MONTHLY RUBBER STATISTICS

2023
OGOS/AUGUST

JABATAN PERANGKAAAN MALAYSIA
DEPARTMENT OF STATISTIC MALAYSIA



KEMENTERIAN EKONOMI
JABATAN PERANGKAAN MALAYSIA

OGOS 2023
AUGUST

PERANGKAAN GETAH BULANAN
MONTHLY RUBBER STATISTICS

Pemakluman

DOSM telah melancarkan OpenDOSM NextGen sebagai medium yang menyediakan katalog data dan visualisasi bagi memudahkan pengguna menganalisis pelbagai data. OpenDOSM NextGen ialah platform perkongsian data sumber terbuka dan boleh diakses melalui portal <https://open.dosm.gov.my>.

Kerajaan Malaysia telah mengisytiharkan Hari Statistik Negara (MyStats Day) pada 20 Oktober setiap tahun. Tema sambutan MyStats Day adalah “**Statistik Nadi Kehidupan**”.

Announcement

DOSM has launched OpenDOSM NexGen as a medium that provides a catalogue of data and visualisation to facilitate users in analysing various data. OpenDOSM NextGen is an open source data sharing platform and accessible through <https://open.dosm.gov.my> portal.

*The Government of Malaysia has declared National Statistics Day (MyStats Day) on October 20 each year. MyStats Day theme is “**Statistics is the Essence of Life**”.*

JABATAN PERANGKAAN MALAYSIA
DEPARTMENT OF STATISTICS MALAYSIA

Diterbitkan dan dicetak oleh / *Published and printed by:*

Jabatan Perangkaan Malaysia

Department of Statistics, Malaysia

Blok C6 & C7, Kompleks C,

Pusat Pentadbiran Kerajaan Persekutuan,

62514 Putrajaya,

MALAYSIA

Tel. : 03-8885 7000
Faks : 03-8888 9248
Portal : <https://www.dosm.gov.my>
Facebook / Twitter / Instagram : StatsMalaysia
Emel / *Email* : info@dosm.gov.my (pertanyaan umum / *general enquiries*)
data@dosm.gov.my (pertanyaan & permintaan data /
data request & enquiries)

Harga / *Price* : RM5.00

Diterbitkan pada Oktober 2023 / *Published on October 2023*

Hakcipta terpelihara / *All rights reserved.*

Tiada bahagian daripada terbitan ini boleh diterbitkan semula, disimpan untuk pengeluaran atau ditukar dalam apa-apa bentuk atau alat apa jua pun kecuali setelah mendapat kebenaran daripada Jabatan Perangkaan Malaysia.

Pengguna yang mengeluarkan sebarang maklumat dari terbitan ini sama ada yang asal atau diolah semula hendaklah meletakkan kenyataan berikut:

“Sumber : Jabatan Perangkaan Malaysia”.

No part of this publication may be reproduced or distributed in any form or by any means or stored in data base without the prior written permission from Department of Statistics, Malaysia. Users reproducing content of this publication with or without adaptation should quote the following:

“Source : Department of Statistics, Malaysia.”

ISSN 1675 - 4344

KATA PENGANTAR

Perangkaan Getah Bulanan, Malaysia, Ogos 2023 merupakan penerbitan bulanan yang memaparkan statistik pengeluaran, import, eksport, penggunaan domestik, stok, harga, bilangan pekerja, gaji & upah dan produktiviti bagi estet getah berdasarkan Banci Getah Bulanan yang dilaksanakan oleh Jabatan Perangkaan Malaysia. Statistik ini merupakan petunjuk penting untuk dijadikan sebagai input yang bermanfaat kepada penyelidik, agensi kerajaan dan pembuat dasar bagi merancang, memantau serta menilai prestasi industri getah di Malaysia.

Ringkasan penemuan serta jadual statistik yang terperinci turut dimuatkan dalam penerbitan ini manakala aspek teknikal seperti skop & liputan, konsep dan definisi dinyatakan dalam nota teknikal bagi membantu pengguna memahami statistik yang diterbitkan.

Jabatan merakamkan setinggi-tinggi penghargaan atas kerjasama yang diberikan oleh responden dan juga semua pihak yang telah terlibat dalam penyediaan penerbitan ini. Setiap maklum balas dan cadangan penambahbaikan penerbitan pada masa akan datang amat dihargai.

DATO' SRI DR. MOHD UZIR MAHIDIN

Ketua Perangkawan Malaysia

Oktober 2023

PREFACE

Monthly Rubber Statistics, Malaysia, August 2023 is a monthly publication that shows statistics on production, imports, exports, domestic consumption, stocks, prices, number of employees, salaries & wages and productivity of rubber estates based on Monthly Rubber Census conducted by the Department of Statistics Malaysia. These statistics are important indicators as invaluable inputs to researches, government agencies and policy makers in planning, monitoring and evaluating the performance of rubber industry in Malaysia.

Summary of findings and detailed statistical tables are also included in this publication while the technical aspects on scope & coverage, concepts and definitions are stated in the technical notes to assist users to understand the published statistics.

The Department gratefully acknowledges the cooperation rendered by the respondents as well as all parties involved in the preparation of this publication. Every feedback and suggestion towards improving future publication is highly appreciated.

DATO' SRI DR. MOHD UZIR MAHIDIN

Chief Statistician Malaysia

October 2023

KANDUNGAN

CONTENTS

	Muka surat <i>Page</i>
Kata pengantar <i>Preface</i>	i
Senarai jadual statistik <i>List of statistical tables</i>	iv
Kalendar awalan keluaran 2022/2023 <i>Advance release calendar 2022/2023</i>	v
Infografik <i>Infographics</i>	viii
Pengeluaran getah asli mengikut negara pengeluar, 2019-2023 <i>Production of natural rubber by producing countries, 2019-2023</i>	xii
Perangkaan getah mengikut negara pengeluar, Ogos 2023 <i>Rubber statistics by producing countries, August 2023</i>	xii
Perangkaan utama getah, Malaysia, Ogos 2023 <i>Principal statistics of rubber, Malaysia, August 2023</i>	xvi
Pengeluaran, eksport, import, penggunaan domestik dan stok bulanan bagi getah asli 2021-2023 <i>Monthly production, exports, imports, domestic consumption and stocks of natural rubber 2021-2023</i>	xvi
Ringkasan penemuan <i>Summary of findings</i>	1
Jadual statistik <i>Statistical tables</i>	15
Nota teknikal <i>Technical notes</i>	31

SENARAI JADUAL STATISTIK

LIST OF STATISTICAL TABLES

Jadual Tables		Muka surat Page
1	Penawaran dan permintaan getah asli <i>Supply and demand of natural rubber</i>	15
2	Pengeluaran getah asli mengikut hak milik <i>Production of natural rubber by ownership</i>	16
3	Eksport getah asli mengikut jenis terpilih <i>Exports of natural rubber by selected type</i>	17
4	Eksport getah asli mengikut negara yang dituju <i>Exports of natural rubber by country of destination</i>	18
5	Eksport Getah Mutu Malaysia (G.M.M.) mengikut gred <i>Exports of Standard Malaysian Rubber (S.M.R.) by grade</i>	20
6	Import getah asli mengikut jenis terpilih <i>Imports of natural rubber by selected type</i>	21
7	Import getah asli mengikut negara asal <i>Imports of natural rubber by country of origin</i>	22
8	Stok getah asli pada akhir bulan mengikut banci <i>Stocks of natural rubber held at the end of the month by census</i>	23
9	Pengeluaran dan stok lateks pekat <i>Production and stocks of Concentrated Latex</i>	23
10	Penggunaan domestik getah asli mengikut industri <i>Domestic consumption of natural rubber by industry</i>	24
11	Harga purata bulanan bagi getah asli <i>Average monthly price of natural rubber</i>	25
12	Guna tenaga dan gaji & upah dibayar mengikut kategori pekerja di estet getah <i>Employment and salaries & wages paid in rubber estates by category of workers</i>	26
13	Produktiviti pengeluaran dan penoreh bagi estet getah <i>Productivity of production and tappers in rubber estates</i>	27
14	Pengeluaran, keluasan ditoreh dan purata bilangan hari menoreh bagi estet getah mengikut negeri <i>Production, tapped area and average number of tapping days in rubber estates by states</i>	28

KALENDAR AWALAN KELUARAN 2022/2023

ADVANCE RELEASE CALENDAR 2022/2023

<p>Tarikh Keluaran Release Date</p> <p>• 13.01.2023</p> <p>November November 2022</p>	<p>Tarikh Keluaran Release Date</p> <p>• 7.02.2023</p> <p>Disember December 2022</p>	<p>Tarikh Keluaran Release Date</p> <p>• 14.03.2023</p> <p>Januari January 2023</p>
<p>Tarikh Keluaran Release Date</p> <p>• 12.04.2023</p> <p>Februari February 2023</p>	<p>Tarikh Keluaran Release Date</p> <p>• 9.05.2023</p> <p>Mac March 2023</p>	<p>Tarikh Keluaran Release Date</p> <p>• 8.06.2023</p> <p>April April 2023</p>
<p>Tarikh Keluaran Release Date</p> <p>• 10.07.2023</p> <p>Mei May 2023</p>	<p>Tarikh Keluaran Release Date</p> <p>• 8.08.2023</p> <p>Jun June 2023</p>	<p>Tarikh Keluaran Release Date</p> <p>• 8.09.2023</p> <p>Julai July 2023</p>
<p>Tarikh Keluaran Release Date</p> <p>• 10.10.2023</p> <p>Ogos August 2023</p>	<p>Tarikh Keluaran Release Date</p> <p>• 9.11.2023</p> <p>September September 2023</p>	<p>Tarikh Keluaran Release Date</p> <p>• 8.12.2023</p> <p>Oktober October 2023</p>



INFOGRAFIK
INFOGRAPHICS



KEMENTERIAN EKONOMI
JABATAN PERANGKAAAN MALAYSIA



@StatsMalaysia



BANI 2024
KUNCI KEMAJUAN PERTANIAN



MALAYSIA MADANI



PERANGKAAAN GETAH BULANAN OGOS 2023

PENGELUARAN GETAH ASLI



	Jun 2023	Julai 2023	Ogos 2023
MoM	▲ 23.8%	▼ -4.5%	▲ 9.7%
YoY	▼ -3.9%	▼ -24.6%	▼ -16.9%

PENGGUNAAN DOMESTIK
OGOS 2023^P : 23,260 tan metrik ▼ 12.8%
Julai 2023 : 26,661 tan metrik



IMPORT
OGOS 2023^P : 60,607 tan metrik ▲ 9.9%
Julai 2023 : 55,168 tan metrik

Negara Utama



Thailand
44.9%



Ivory Coast
27.1%



Filipina
12.7%

EKSPORT
OGOS 2023^P : 57,488 tan metrik ▲ 11.0%
Julai 2023 : 51,784 tan metrik

Negara Utama



P.R. China
47.9%



Jerman
8.7%



Iran
4.0%

PURATA HARGA (sen/kg)



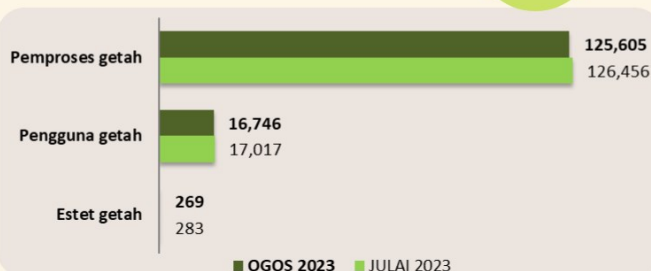
G.M.M 20
OGOS 2023: 590.14 ▼ 0.7%
Julai 2023: 594.43



Lateks Pekat
OGOS 2023: 471.09 ▼ 3.9%
Julai 2023: 490.18

STOK

OGOS 2023^P : 142,620 tan metrik ▼ 0.8%
Julai 2023 : 143,757 tan metrik



Nota : MoM = Bulan ke bulan YoY = Tahun ke tahun P = Awalan

Sumber: Perangkaan Getah Bulanan Ogos 2023, Jabatan Perangkaan Malaysia (DOSM)



MINISTRY OF ECONOMY
DEPARTMENT OF STATISTICS MALAYSIA



@StatsMalaysia



AGRICULTURE
CENSUS 2024
KEY TO AGRICULTURAL DEVELOPMENT



MALAYSIA
MADANI



MONTHLY RUBBER STATISTICS AUGUST 2023

PRODUCTION of NATURAL RUBBER



	June 2023	July 2023	August 2023
MoM	▲ 23.8%	▼ -4.5%	▲ 9.7%
YoY	▼ -3.9%	▼ -24.6%	▼ -16.9%

DOMESTIC CONSUMPTION

AUGUST 2023^P : 23,260 tonnes ▼ 12.8%
July 2023 : 26,661 tonnes



IMPORTS

AUGUST 2023^P : 60,607 tonnes ▲ 9.9%
July 2023 : 55,168 tonnes

Main countries



EXPORTS

AUGUST 2023^P : 57,488 tonnes ▲ 11.0%
July 2023 : 51,784 tonnes

Main countries

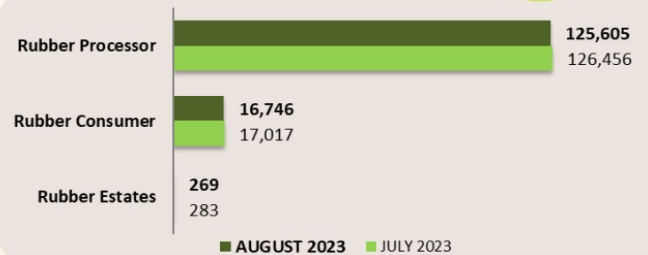


AVERAGE PRICE (sen/kg)




STOCKS

AUGUST 2023^P : 142,620 tonnes ▼ 0.8%
July 2023 : 143,757 tonnes



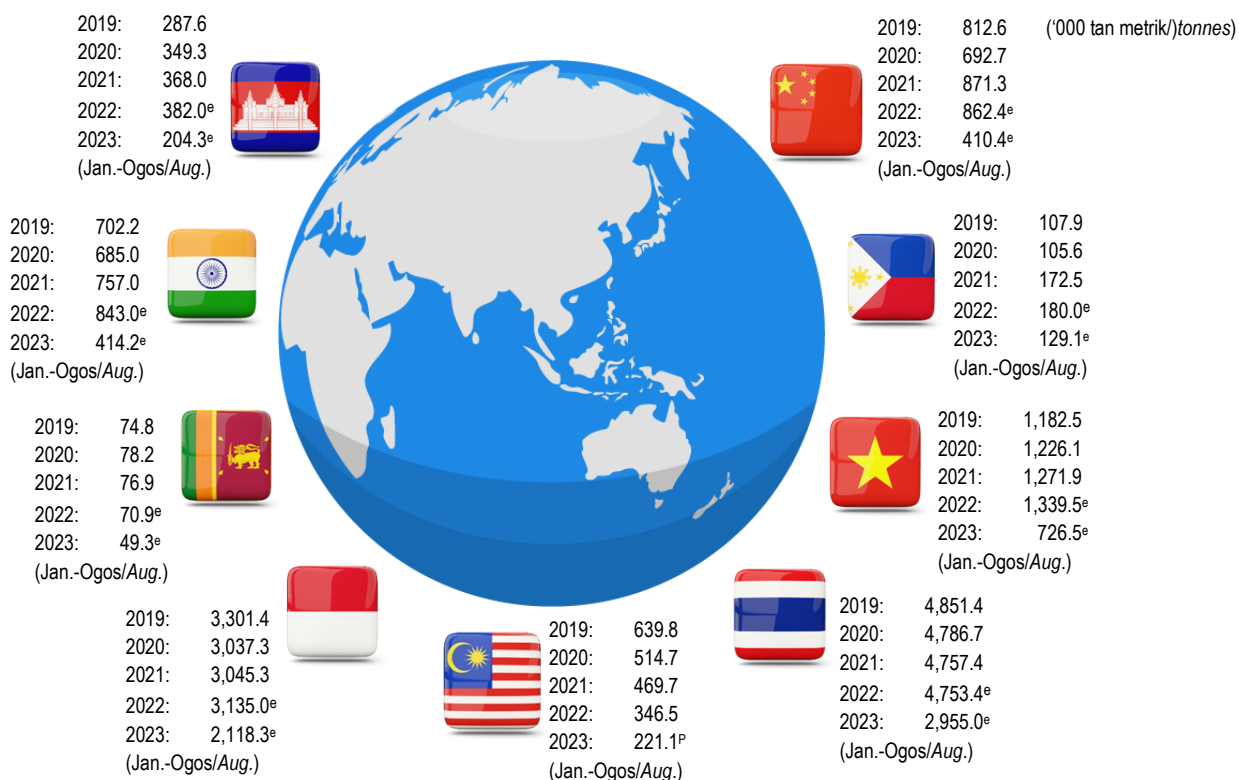
Note : MoM = Month on Month YoY = Year on Year P = Preliminary

Source: Monthly Rubber Statistics August 2023, Department of Statistics Malaysia (DOSM)



NEGARA PENGELUAR GETAH ASLI
*PRODUCING COUNTRIES OF
NATURAL RUBBER*

PENGELUARAN GETAH ASLI MENGIKUT NEGARA PENGELUAR*, 2019-2023 PRODUCTION OF NATURAL RUBBER BY PRODUCING COUNTRIES*, 2019-2023



Nota/Notes:

* Association of Natural Rubber Producing Countries (ANRPC)

P: Awalan/Provisional

^e: Anggaran / Estimate

Sumber: Kementerian Perusahaan Perladangan dan Komoditi

Source: Ministry of Plantation Industries and Commodities

PERANGKAPAN GETAH MENGIKUT NEGARA PENGELUAR*, OGOS 2023 RUBBER STATISTICS BY PRODUCING COUNTRIES*, AUGUST 2023

('000 tan metrik/tonnes)

Negara Country	Pengeluaran Production	Penggunaan Consumption	Eksport Export
Cambodia	33.2 ^e	-	33.0 ^e
P.R.China	113.6 ^e	569.0 ^e	6.1 ^e
India	68.5 ^e	112.0 ^e	0.2 ^e
Indonesia	272.4 ^e	55.0 ^e	190.0 ^e
Malaysia	31.3 ^P	23.3 ^P	57.5 ^P
Philippines	20.5 ^e	3.0 ^e	14.1 ^e
Sri Lanka	6.0 ^e	10.9 ^e	1.1 ^e
Thailand	451.0 ^e	80.8 ^e	346.2 ^e
Viet Nam	165.0 ^e	30.0 ^e	208.0 ^e

Nota/Notes:

* Association of Natural Rubber Producing Countries (ANRPC)

P: Awalan / Provisional

^e: Anggaran / Estimate

Sumber: Kementerian Perusahaan Perladangan dan Komoditi

Source: Ministry of Plantation Industries and Commodities

Muka surat ini sengaja dibiarkan kosong
This page is deliberately left blank

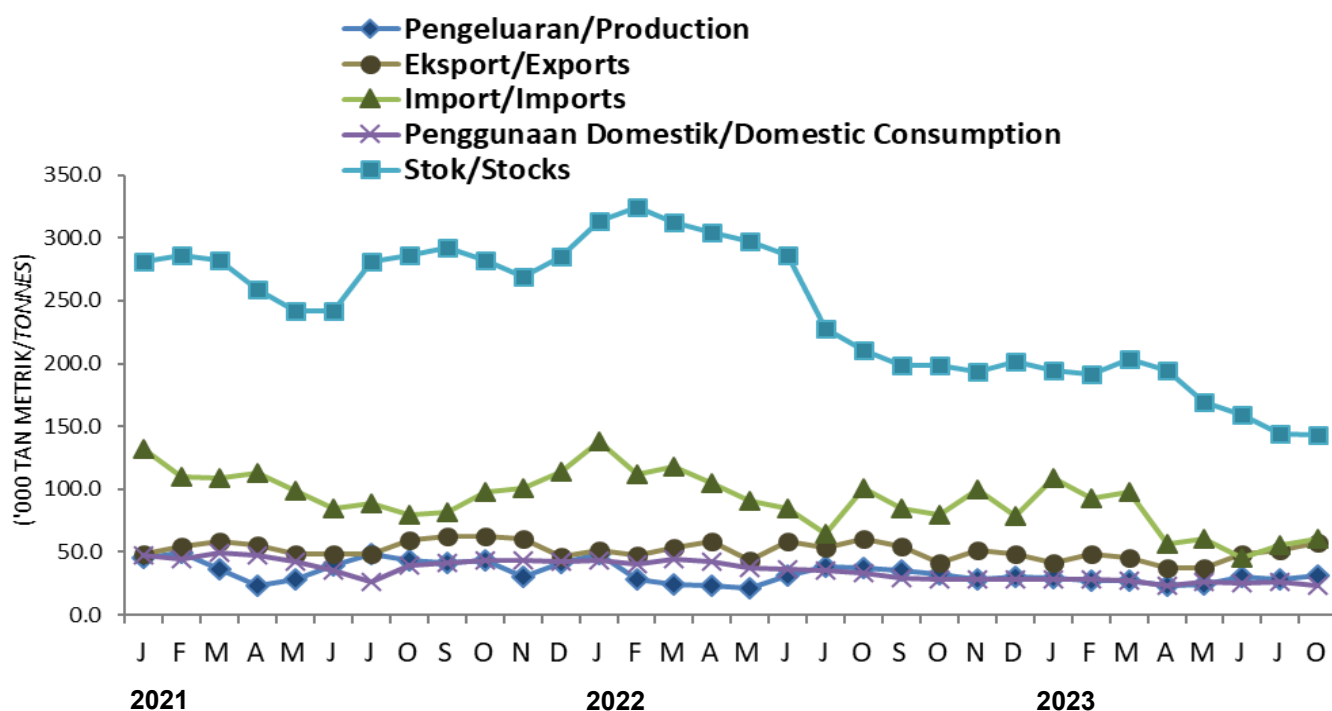


PERANGKAAAN UTAMA GETAH
PRINCIPAL STATISTICS OF RUBBER

PERANGKAAAN UTAMA GETAH, MALAYSIA, OGOS 2023
PRINCIPAL STATISTICS OF RUBBER, MALAYSIA, AUGUST 2023

Perangkaan Utama Principal Statistics	Ogos August 2022	Julai July 2023	Ogos August 2023	Perubahan bulan ke bulan Ogos 2023/Julai 2023 Change month-on-month Aug. 2023/July 2023 (%)	Perubahan tahun ke tahun Ogos 2023/Ogos 2022 Change year-on-year Aug. 2023/Aug. 2022 (%)
Pengeluaran / Production (tan metrik / tonnes)	37,666	28,533	31,309	▲ 9.7	▼ -16.9
Eksport / Exports (tan metrik / tonnes)	60,170	51,784	57,488	▲ 11.0	▼ -4.5
Import / Imports (tan metrik / tonnes)	100,936	55,168	60,607	▲ 9.9	▼ -40.0
Penggunaan domestik Domestic consumption (tan metrik / tonnes)	33,160	26,661	23,260	▼ -12.8	▼ -29.9
Stok akhir / Closing stocks (tan metrik / tonnes)	210,768	143,757	142,620	▼ -0.8	▼ -32.3
Bil. pekerja bergaji (estet) Number of paid workers (estate)	8,661	10,206	10,433	▲ 2.2	▲ 20.5
Gaji & upah (RM'000) (estet) Salaries & wages (RM'000) (estate)	17,975	20,939	19,784	▼ -3.0	▲ 10.1

**PENGELUARAN, EKSPORT, IMPORT, PENGGUNAAN DOMESTIK DAN
STOK BULANAN BAGI GETAH ASLI 2021-2023**
**MONTHLY PRODUCTION, EXPORTS, IMPORTS, DOMESTIC CONSUMPTION AND
STOCK OF NATURAL RUBBER 2021-2023**



Muka surat ini sengaja dibiarkan kosong
This page is deliberately left blank



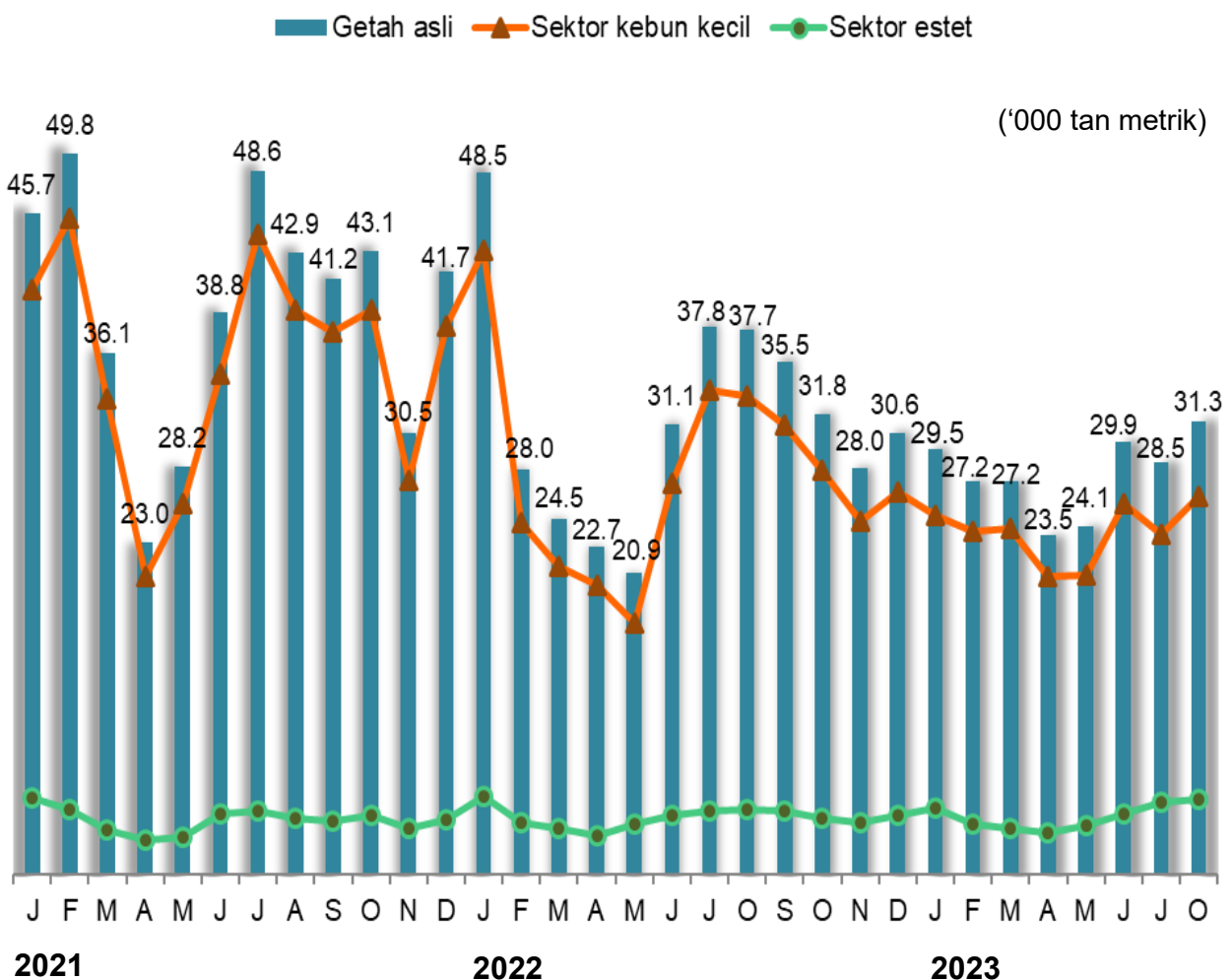
RINGKASAN PENEMUAN
SUMMARY OF FINDINGS

PERANGKAAAN GETAH BULANAN MALAYSIA, OGOS 2023[#]

1. PENGELUARAN

Pengeluaran getah asli Malaysia pada Ogos 2023 berjumlah 31,309 tan metrik, menurun sebanyak 16.9 peratus berbanding 37,666 tan metrik pada Ogos 2022 dan menunjukkan peningkatan sebanyak 9.7 peratus dari bulan sebelumnya. Sektor kebun kecil merupakan penyumbang utama pengeluaran getah asli iaitu 83.3 peratus. Pengeluaran sektor kebun kecil menurun sebanyak 21.2 peratus manakala pengeluaran di estet pula meningkat 14.8 peratus berbanding Ogos 2022.

Carta 1: Pengeluaran getah bulanan di estet dan kebun kecil



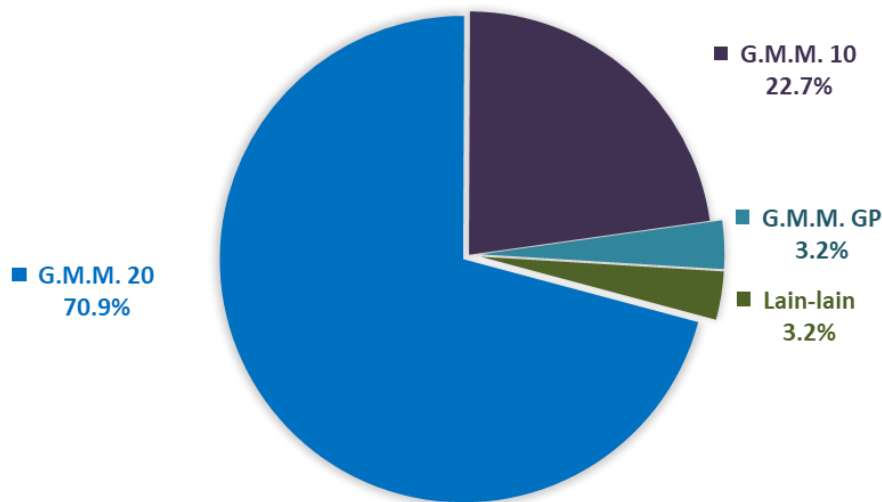
Nota #:

- Laporan ini boleh diperolehi daripada portal Jabatan Perangkaan Malaysia (<https://www.dosm.gov.my>) di bawah ruangan: **Siaran Terkini**.
- Data bagi bulan Ogos 2023 merupakan data **awalan**. Data ini akan dikemas kini berdasarkan data terkini yang diperolehi dan akan diterbitkan dalam penerbitan September 2023.

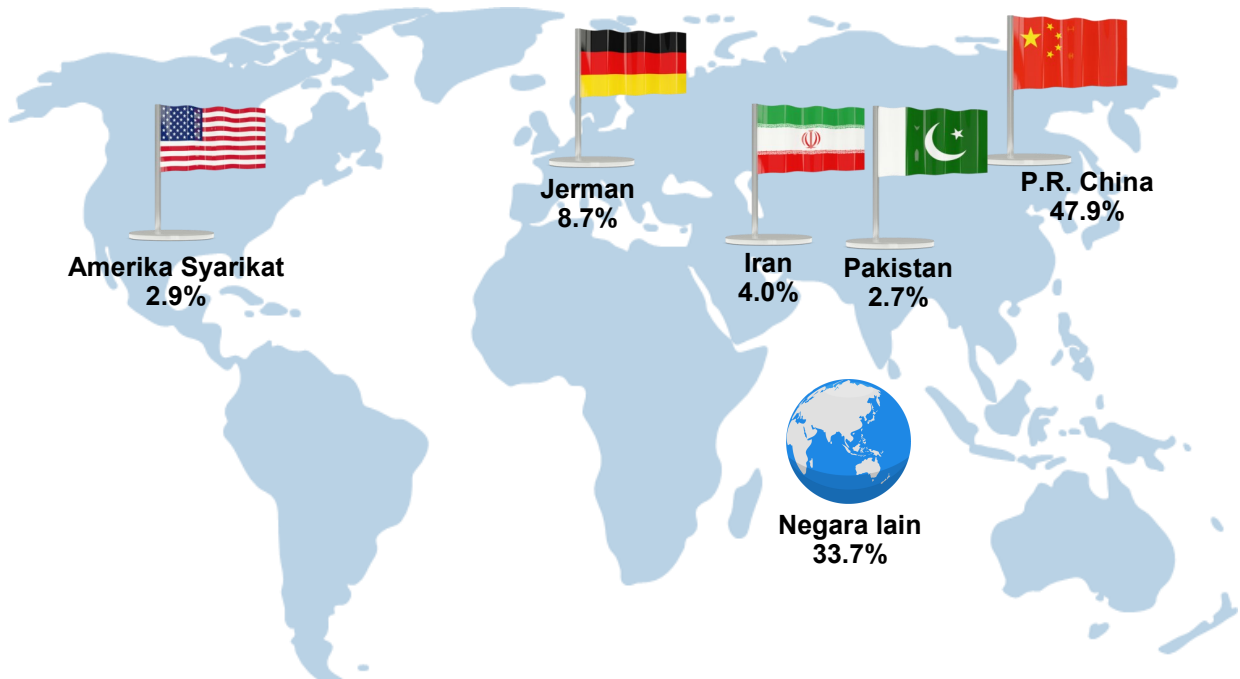
2. EKSPORT

Eksport getah asli pada Ogos 2023 adalah 57,488 tan metrik, menurun 4.5 peratus dari 60,170 tan metrik pada bulan yang sama tahun sebelumnya namun menunjukkan peningkatan 11.0 peratus berbanding 51,784 tan metrik pada Julai 2023. Getah Mutu Malaysia (G.M.M.) menyumbang 96.9 peratus daripada jumlah eksport getah asli dimana G.M.M. 20 merupakan eksport tertinggi iaitu 39,476 tan metrik (70.9%) seperti di Carta 2.

Carta 2: Eksport Getah Mutu Malaysia (G.M.M) mengikut gred, Ogos 2023



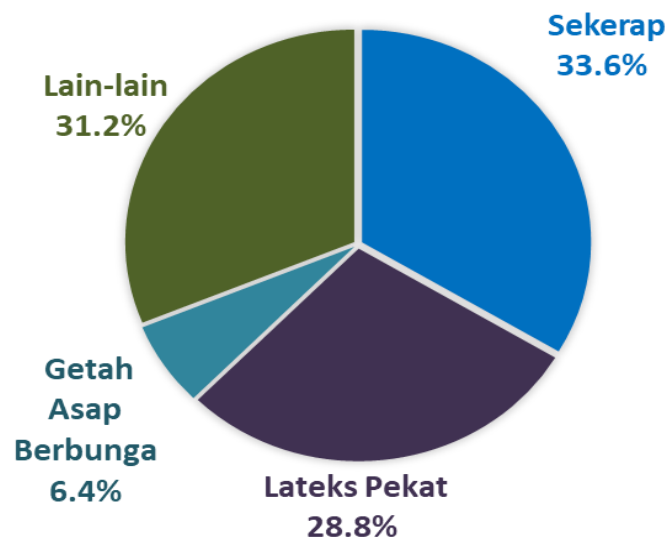
Carta 3: Destinasi utama eksport getah asli, Ogos 2023



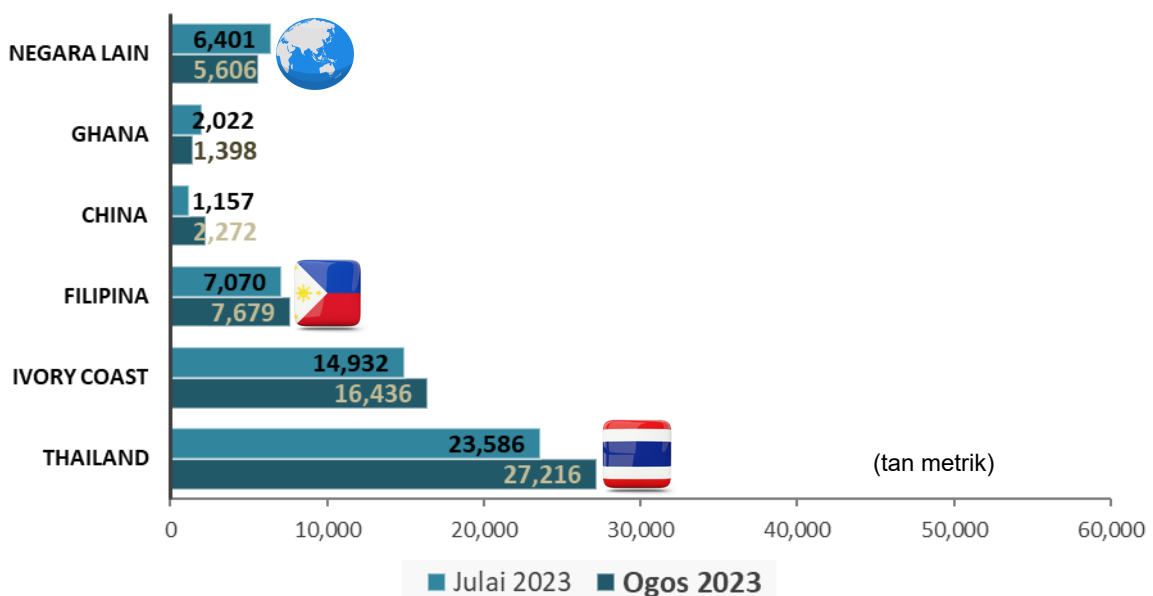
3. IMPORT

Import getah asli pada Ogos 2023 adalah 60,607 tan metrik berbanding 100,936 tan metrik pada Ogos 2022, menurun sebanyak 40.0 peratus. Perbandingan bulan ke bulan pula menunjukkan peningkatan sebanyak 9.9 peratus. Jenis getah asli utama yang diimport adalah Sekerap (20,350 tan metrik) dan Lateks Pekat (17,466 tan metrik). Getah asli diimport terutamanya dari Thailand berjumlah 27,216 tan metrik.

Carta 4: Import getah asli mengikut jenis, Ogos 2023



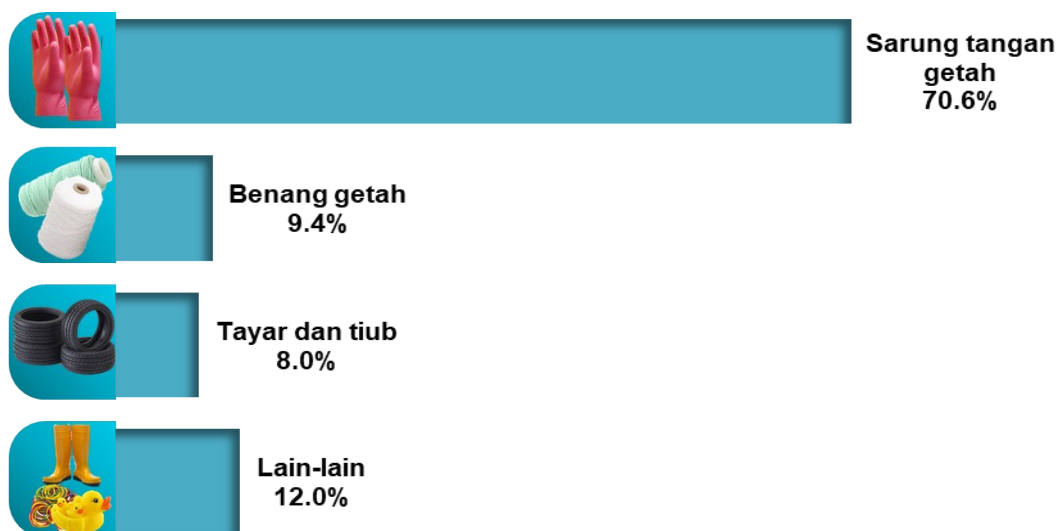
Carta 5: Import getah asli dari negara utama, Ogos 2023



4. PENGGUNAAN DOMESTIK

Penggunaan domestik getah asli pada Ogos 2023 ialah 23,260 tan metrik, menurun 29.9 peratus berbanding 33,160 tan metrik pada Ogos 2022. Perbandingan bulan ke bulan juga menunjukkan penurunan 12.8 peratus berbanding 26,661 tan metrik pada bulan sebelumnya. Industri sarung tangan getah merupakan industri utama bagi penggunaan getah asli iaitu 16,422 tan metrik (70.6%).

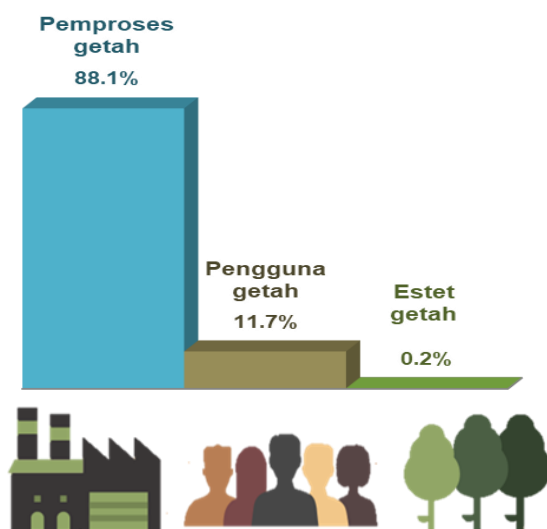
Carta 6: Penggunaan domestik getah asli mengikut produk, Ogos 2023



5. STOK

Stok getah asli menurun 32.3 peratus pada Ogos 2023 kepada 142,620 tan metrik berbanding 210,768 tan metrik yang dicatatkan pada Ogos 2022. Perbandingan bulan ke bulan juga menunjukkan stok menurun sebanyak 0.8 peratus.

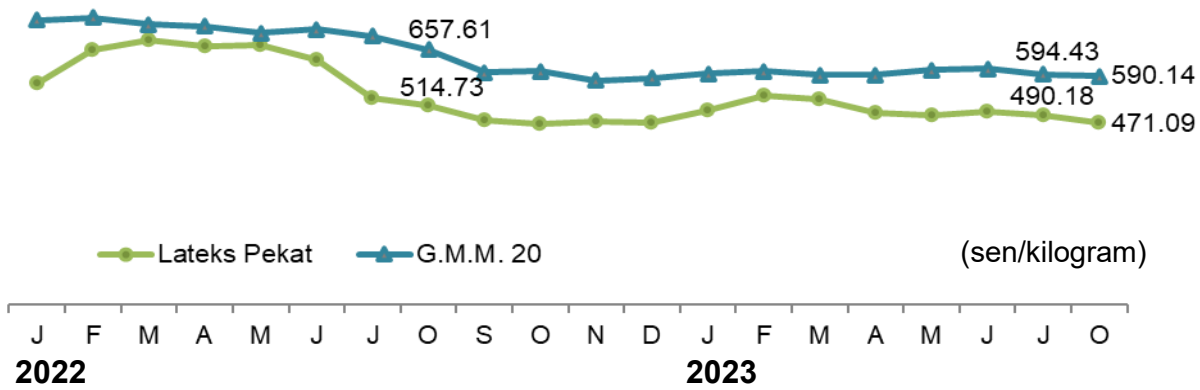
Carta 7: Stok getah asli pada akhir bulan Ogos 2023



6. HARGA PURATA BULANAN SEKILOGRAM (Sebut Harga Pada Waktu Tengah Hari - "F.O.B.")

Harga purata bulanan G.M.M. 20 pada Ogos 2023 adalah 590.14 sen sekilogram, menurun 10.3 peratus berbanding 657.61 sen sekilogram pada Ogos 2022 dan menunjukkan penurunan 0.7 peratus berbanding 594.43 sen sekilogram pada bulan sebelumnya. Harga purata bulanan bagi Lateks Pekat pada Ogos 2023 adalah 471.09 sen sekilogram, menurun 8.5 peratus dari 514.73 sen sekilogram pada bulan yang sama tahun lalu serta turut mencatatkan penurunan 3.9 peratus berbanding 490.18 sen sekilogram pada Julai 2023.

Carta 8: Harga purata bulanan (sebut harga pada waktu tengah hari "F.O.B") bagi G.M.M. 20 dan Lateks Pekat



7. GUNA TENAGA DI ESTET

Seramai 10,433 pekerja bergaji direkodkan pada akhir Ogos 2023 dengan peningkatan sebanyak 20.5 peratus dari Ogos 2022 dan meningkat 2.2 peratus (10,206 pekerja bergaji) berbanding bulan sebelumnya. Gaji & upah meningkat 10.1 peratus kepada RM19.8 juta dari RM18.0 juta pada Ogos 2022, manakala perbandingan bulan ke bulan pula menunjukkan trend yang sebaliknya iaitu penurunan sebanyak 3.0 peratus.

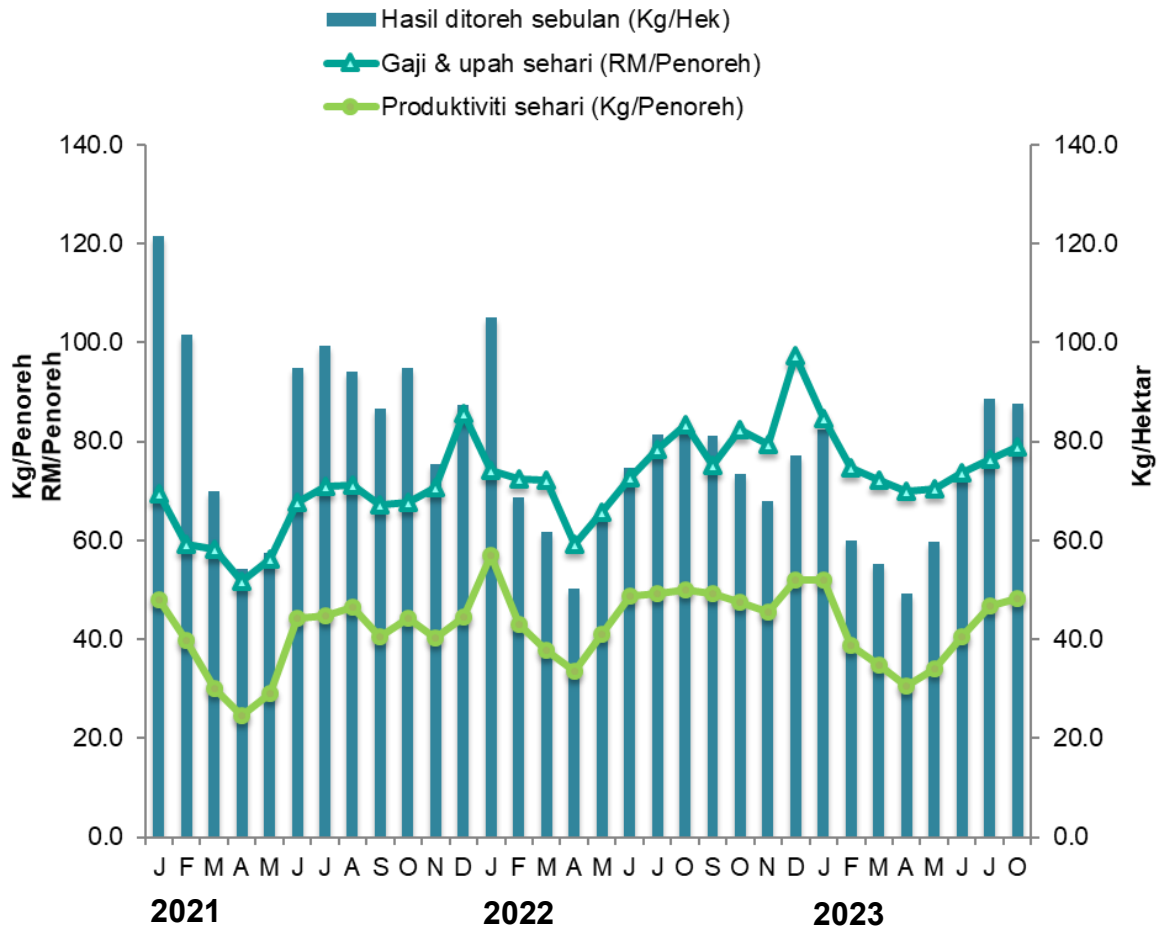
Carta 9: Bilangan pekerja dan jumlah gaji & upah, Ogos 2023



8. PRODUKTIVITI DI ESTET

Produktiviti pengeluaran getah asli di estet adalah 88.7 kilogram sehektar pada Ogos 2023, meningkat sebanyak 6.0 peratus berbanding Ogos 2022. Perbandingan bulan ke bulan juga menunjukkan produktiviti meningkat sebanyak 1.3 peratus dari 87.5 kilogram sehektar.

Carta 10: Produktiviti hasil ditoreh bulanan dan produktiviti penoreh sehari

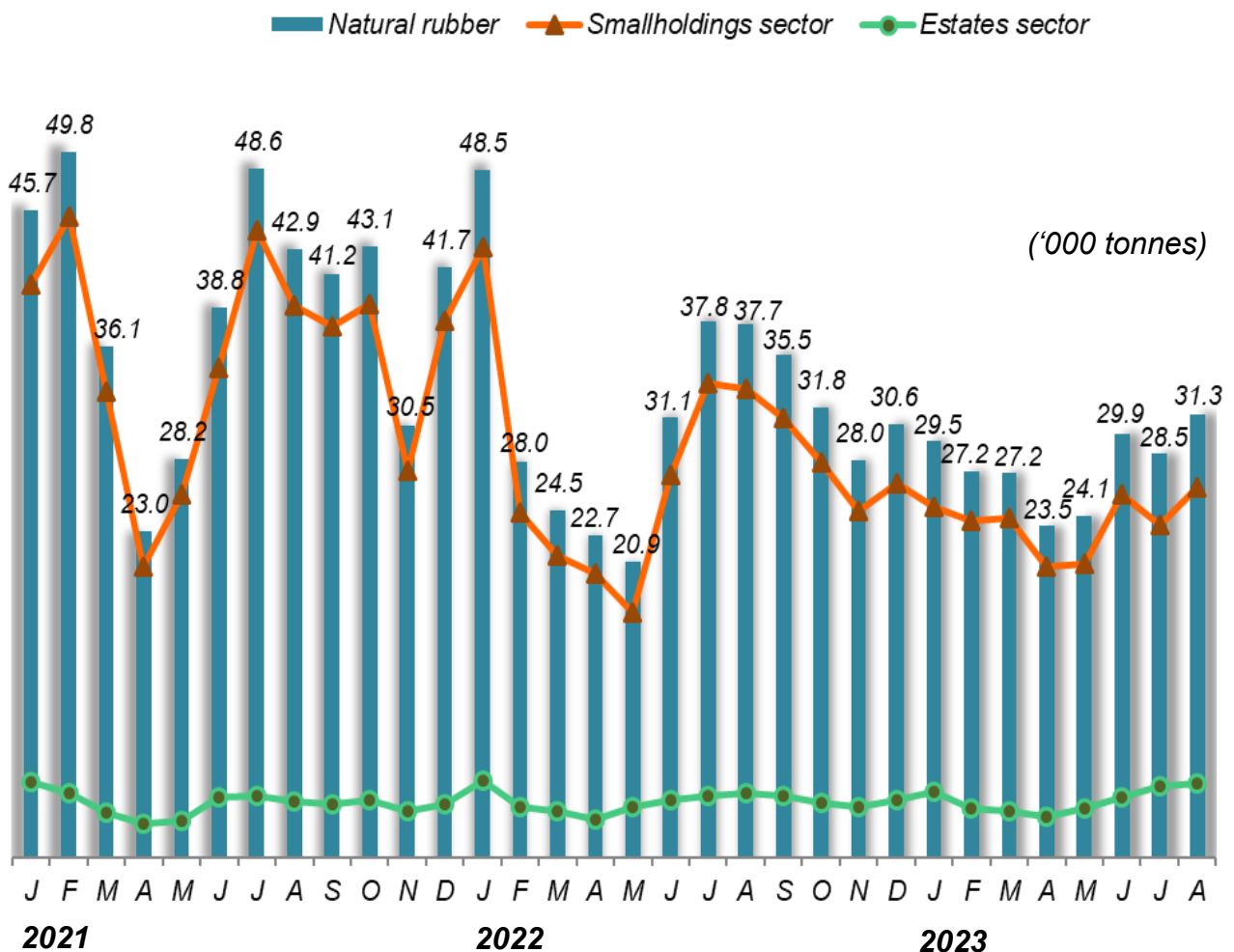


MONTHLY RUBBER STATISTICS MALAYSIA, AUGUST 2023[#]

1. PRODUCTION

Malaysia's natural rubber production in August 2023 amounted 31,309 tonnes, decreased 16.9 per cent as compared to 37,666 tonnes in August 2022 and showed an increase of 9.7 per cent from last month. Smallholdings sector was the main contributor to the natural rubber production of 83.3 per cent. Production of smallholdings decreased by 21.2 per cent meanwhile estate sector also showed an increase of 14.8 per cent as compared to August 2022.

Chart 1: Monthly rubber production in the estates and smallholdings



Notes #:

1. This report can be accessed through the portal of the Department of Statistics, Malaysia (<https://www.dosm.gov.my>) under the section: **Latest Releases**.
2. Data for August 2023 is **provisional**. The data will be updated based on the latest available figures and subsequently published in the September 2023 publication.

2. EXPORTS

Exports of natural rubber in August 2023 was 57,488 tonnes, decreased by 4.5 per cent from 60,170 tonnes in the same month last year but increased by 11.0 per cent as compared to 51,784 tonnes in July 2023. Standard Malaysian Rubber (S.M.R.) contributed 96.9 per cent of the total natural rubber exports where S.M.R. 20 was the highest exports of 39,476 tonnes (70.9%) as shown in Chart 2.

Chart 2: Exports of Standard Malaysian Rubber (S.M.R.) by grade, August 2023

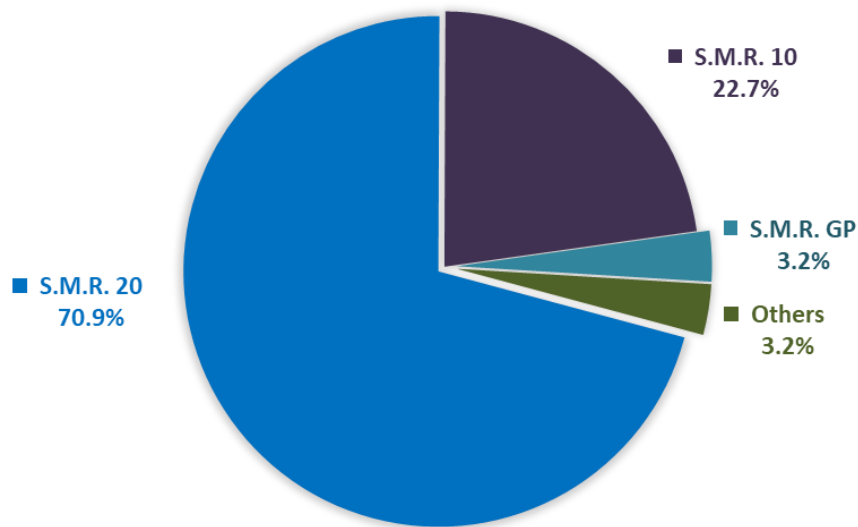
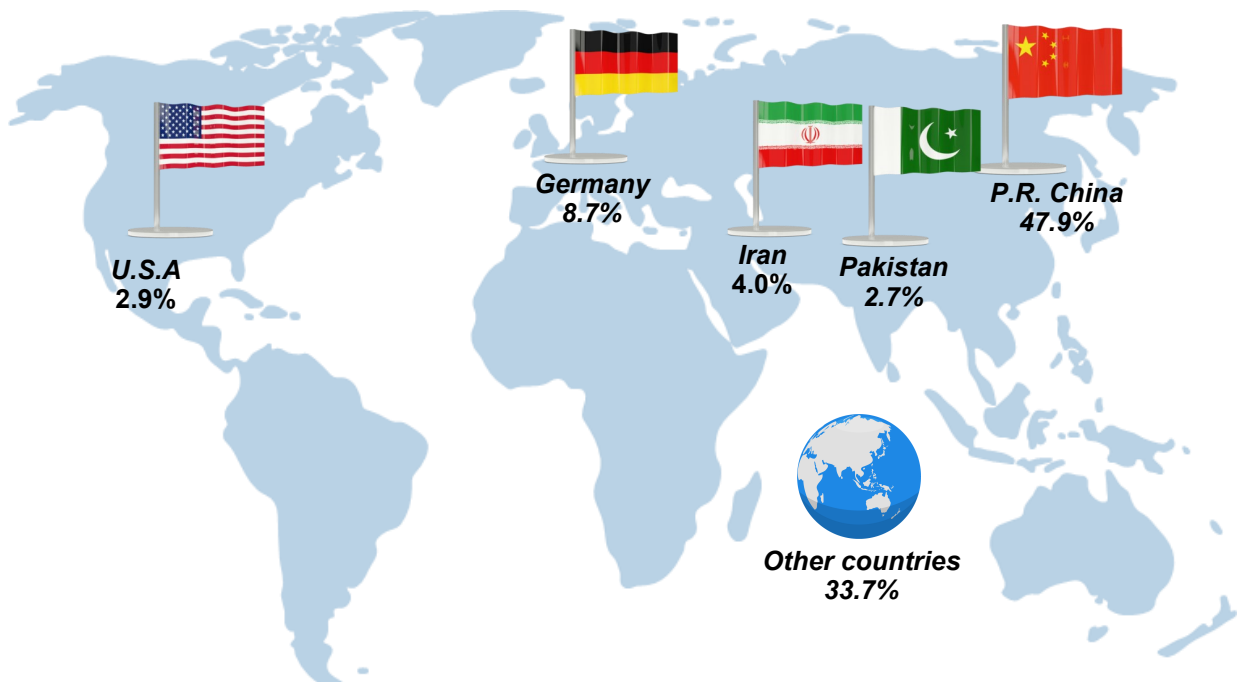


Chart 3: Main destinations of natural rubber exports, August 2023



3. IMPORTS

Imports of natural rubber in August 2023 was 60,607 tonnes as compared to 100,936 tonnes in August 2022, decreased by 40.0 per cent. Month-on-month comparison showed an increase of 9.9 per cent. The main types of imported natural rubber were Scrap (20,350 tonnes) and Latex Concentrate (17,466 tonnes). Natural rubber mainly imported from Thailand amounted of 27,216 tonnes.

Chart 4: Imports of natural rubber by types, August 2023

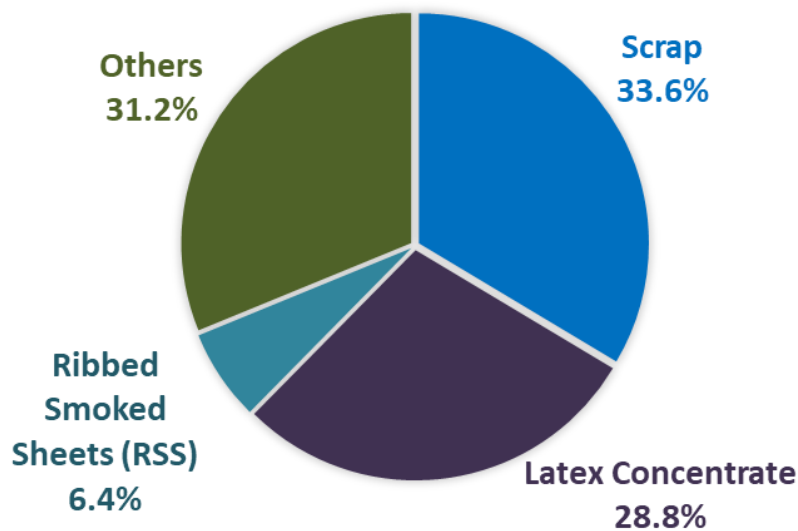
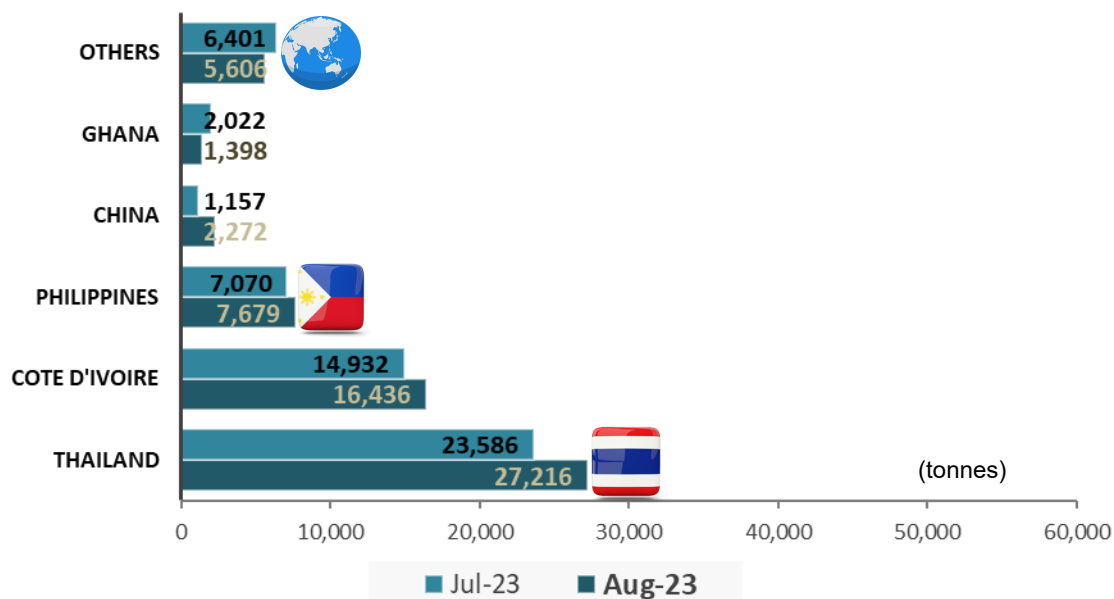



Chart 5: Imports of natural rubber from major countries, August 2023



4. DOMESTIC CONSUMPTION

Domestic consumption of natural rubber in August 2023 was 23,260 tonnes, decreased by 29.9 per cent against 33,160 tonnes in August 2022. Month-on-month comparison showed a decreased of 12.8 per cent from 26,661 tonnes in the last month. Rubber glove industry was the main industry for the use of natural rubber at 16,422 tonnes (70.6%).

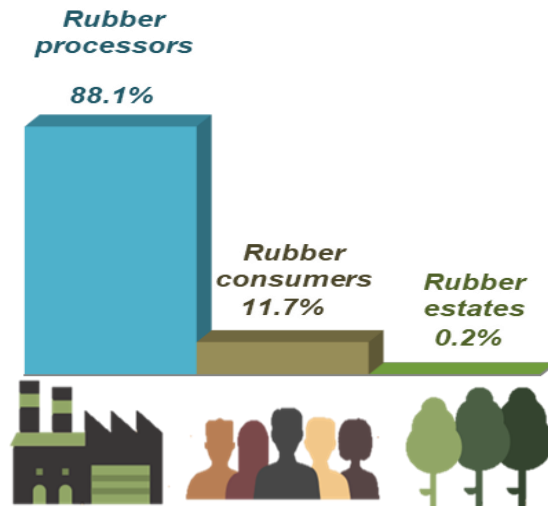
Chart 6: Domestic consumption of natural rubber by product, August 2023



5. STOCKS

Stocks of natural rubber decreased 32.3 per cent at the end of August 2023 to 142,620 tonnes against 210,768 tonnes as recorded in August 2022. Month-on-month comparison also showed the stocks decreased by 0.8 per cent.

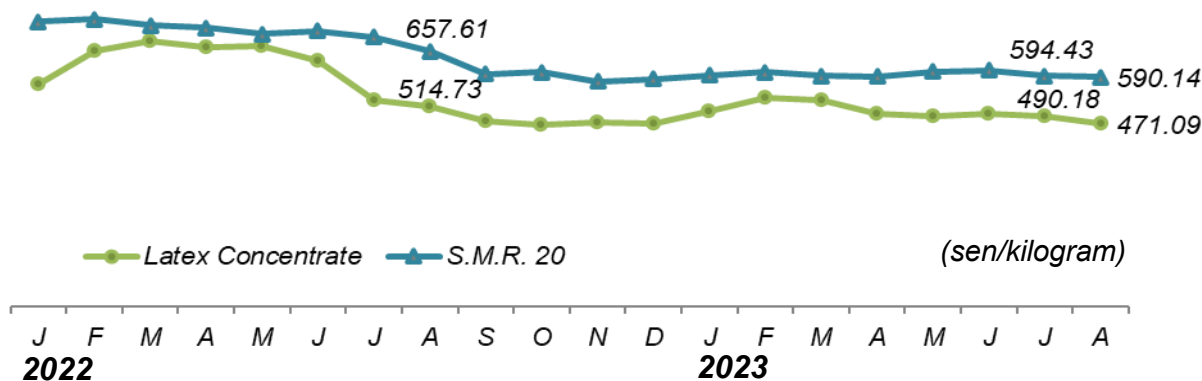
Chart 7: Stocks of natural rubber at the end of August 2023



6. AVERAGE MONTHLY PRICE PER KILOGRAM (Noon Quotations - F.O.B.)

Average monthly price of S.M.R. 20 in August 2023 was 590.14 sen per kilogram, decreased 10.3 per cent against 657.61 sen per kilogram in August 2022 and showed a decreased of 0.7 per cent from 594.43 sen per kilogram a month before. The average monthly price of Latex Concentrate in August 2023 was 471.09 sen per kilogram, decreased by 8.5 per cent from 514.73 sen per kilogram in the same month last year and also showed a decreased of 3.9 per cent as compared to 490.18 sen per kilogram in July 2023.

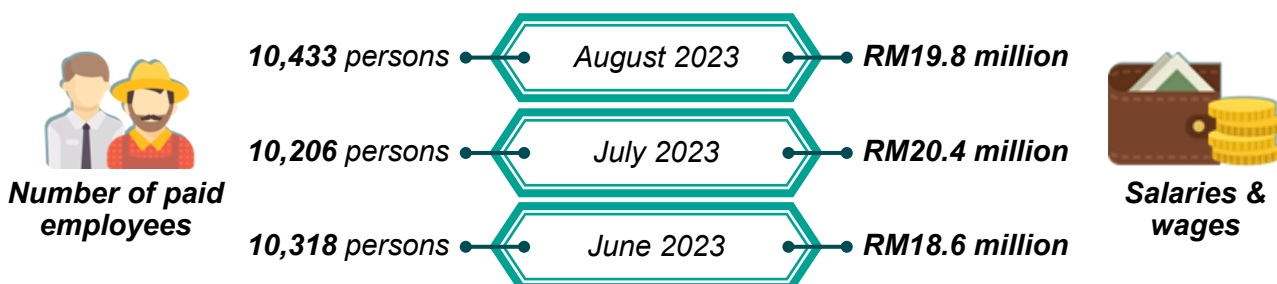
Chart 8: Average monthly price (noon quotations - F.O.B.) of S.M.R. 20 and Latex Concentrate



7. EMPLOYMENT IN ESTATES

A total of 10,433 paid employees recorded at the end of August 2023 with an increase of 20.5 per cent from August 2022 and showed an increased of 2.2 per cent (10,206 paid employees) in the previous month. The salaries & wages increased by 10.1 per cent to RM19.8 million against RM18.0 million in August 2022 and month-on-month comparison showed a different trend a decrease of 3.0 per cent.

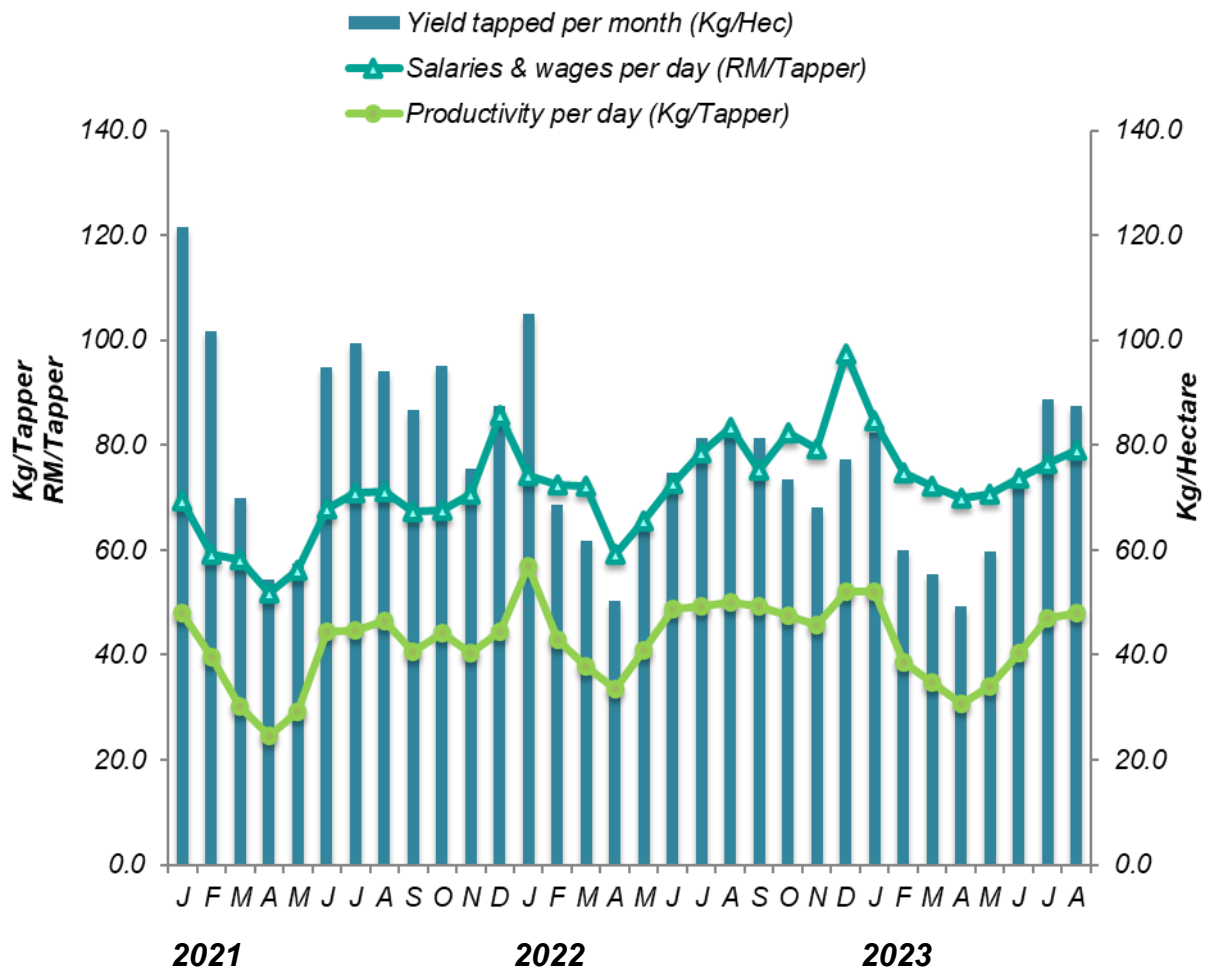
Chart 9: Number of paid employees and salaries & wages, August 2023



8. PRODUCTIVITY OF ESTATES

Productivity of natural rubber production in the estates was 88.7 kilogram per hectare in August 2023, increased by 6.0 per cent as compared to August 2022. Month-on-month comparison showed the productivity increased by 1.3 per cent from 87.5 kilogram per hectare.

Chart 10: Monthly productivity of yield tapped and daily productivity of tappers





JADUAL STATISTIK
STATISTICAL TABLES

JADUAL 1 : PENAWARAN DAN PERMINTAAN GETAH ASLI

Table 1 : Supply and Demand of Natural Rubber

 Tan metrik K.G.K.
Tonnes D.R.C.

Tempoh Period	Penawaran Supply					Permintaan Demand				
	Stok pada awal tempoh Stocks at the beginning of period	Import * Imports	Pengeluaran Production			Jumlah Penawaran Total Supply	Eksport * Exports	Penggunaan Domestik Domestic Consumption	Stok pada akhir tempoh Stocks at the end of period	Jumlah Permintaan Total Demand
			Estet Estates	Kebun Kecil** Smallholdings	Jumlah Pengeluaran Total Production					
2022 ^f	285,245	1,164,883	47,387	329,660	377,047	1,827,174	621,324	426,594	201,360	1,249,278
2021	249,551	1,207,301	45,347	424,322	469,669	1,926,521	653,245	501,961	285,245	1,440,451
2020	244,930	1,221,893	56,421	458,281	514,702	1,981,525	565,165	518,732	249,551	1,333,448
2019	174,004	1,082,700	61,227	578,603	639,830	1,896,534	631,304	515,466	244,930	1,391,700
2023 Jan.-Ogos ^P	201,360	578,515	32,182	188,961	221,143	1,001,018	367,961	207,475	142,620	718,056
2022 Jan.-Ogos	285,245	822,343	31,447	219,741	251,188	1,358,776	426,270	312,191	210,768	949,229
2023 Ogos ^P	143,757	60,607	5,214	26,096	31,309	235,673	57,488	23,260	142,620	223,369
Jul.	159,718	55,168	5,047	23,486	28,533	243,419	51,784	26,661	143,757	222,202
Jun	168,806	45,413	4,208	25,659	29,867	244,087	48,848	25,183	159,718	233,749
2022 Ogos	228,039	100,936	4,543	33,122	37,666	366,641	60,170	33,160	210,768	304,098
Jul.	286,591	64,909	4,372	33,471	37,843	389,344	53,752	35,275	228,039	317,066
Jun	296,883	85,011	4,071	27,012	31,083	412,977	58,685	36,316	286,591	381,592

 Nota/Notes : ^P Awalan / Provisional ^r Pindaan / Revised

K.G.K/D.R.C - Kandungan Getah Kering/Dry Rubber Content

* Import dan Eksport - data hanya meliputi kod getah asli di bawah HS4001.10.000 hingga HS4001.29.999
Imports and Exports -the data only covers natural rubber codes under HS4001.10.000 to HS4001.29.999

** Termasuk kebun kecil Lembaga Kemajuan Tanah Persekutuan (FELDA)
Includes Federal Land Development Authority (FELDA) smallholdings

JADUAL 2 : PENGELUARAN GETAH ASLI MENGIKUT HAK MILIK

Table 2 : Production of Natural Rubber by Ownership

Tan metrik K.G.K.
Tonnes D.R.C.

Tempoh Period	Estet Estate			Kebun Kecil* Smallholding	Jumlah Pengeluaran Total Production	
	Residen Malaysia Malaysian Residents	Bukan Residen Malaysia dan Hak Milik Bersama Non-Malaysian Residents and Joint Ownership	Jumlah Total			
2022	44,635	2,752	47,387	329,660	377,047	
2021	41,895	3,452	45,347	424,322	469,669	
2020	52,654	3,767	56,421	458,281	514,702	
2019	58,247	2,980	61,227	578,603	639,830	
2023	Jan.-Ogos ^P	30,993	1,189	32,182	188,961	221,143
2022	Jan.-Ogos	29,899	1,549	31,447	219,741	251,188
2023	Ogos ^P	4,994	220	5,214	26,096	31,309
	Jul.	4,829	218	5,047	23,486	28,533
	Jun	4,099	109	4,208	25,659	29,867
2022	Ogos	4,281	262	4,543	33,122	37,666
	Jul.	4,131	241	4,372	33,471	37,843
	Jun	3,957	115	4,071	27,012	31,083

Nota/Notes : ^P Awalan / Provisional

K.G.K / D.R.C - Kandungan Getah Kering / Dry Rubber Content

* Termasuk kebun kecil Lembaga Kemajuan Tanah Persekutuan (FELDA)

Includes Federal Land Development Authority (FELDA) smallholdings

JADUAL 3 : EKSPORT GETAH ASLI MENGIKUT JENIS TERPILIH

Table 3 : Exports of Natural Rubber by Selected Types

Tan metrik K.G.K.

Tonnes D.R.C.

Jenis Type	Ke dan melalui Singapura To and via Singapore					Terus Negeri Asing Direct Foreign					Jumlah Total				
	2023			Jumlah Terkumpul Cumulative		2023			Jumlah Terkumpul Cumulative		2023			Jumlah Terkumpul Cumulative	
	Ogos ^P	Jul.	Jun	Jan. - Ogos ^P 2023	Jan. - Ogos 2022	Ogos ^P	Jul.	Jun	Jan. - Ogos ^P 2023	Jan. - Ogos 2022	Ogos ^P	Jul.	Jun	Jan. - Ogos ^P 2023	Jan. - Ogos 2022
	Getah Asap Berbunga <i>Ribbed Smoked Sheets</i>	-	-	-	-	1	-	-	98	430	663	-	-	98	430
Lateks Pekat <i>Latex Concentrate</i>	6	1	6	31	12	1,784	1,264	1,091	11,768	11,806	1,791	1,264	1,097	11,799	11,817
Getah Mutu Malaysia <i>Standard Malaysian Rubber</i>	4	202	6	521	618	55,686	50,287	47,625	355,109	412,539	55,690	50,489	47,631	355,630	413,157
Jenis-jenis lain <i>Other types</i>	-	-	-	-	-	8	31	22	102	631	8	31	22	102	631
Jumlah <i>Total</i>	10	202	12	552	631	57,478	51,582	48,837	367,409	425,639	57,488	51,784	48,848	367,961	426,270

Jenis Type	Ke dan melalui Singapura To and via Singapore				Terus Negeri Asing Direct Foreign				Jumlah Total			
	2022	2021	2020	2019	2022 ^r	2021	2020	2019	2022 ^r	2021	2020	2019
Getah Asap Berbunga <i>Ribbed Smoked Sheets</i>	1	-	-	3	685	3,305	285	2,394	687	3,305	286	2,397
Lateks Pekat <i>Latex Concentrate</i>	15	27	43	35	16,319	21,079	19,631	23,153	16,334	21,106	19,674	23,188
Getah Mutu Malaysia <i>Standard Malaysian Rubber</i>	1,029	66	2,916	11,866	602,395	624,268	541,550	593,191	603,424	624,334	544,465	605,056
Jenis-jenis lain <i>Other types</i>	-	-	-	-	880	4,501	741	662	880	4,501	741	662
Jumlah <i>Total</i>	1,045	93	2,959	11,904	620,279	653,152	562,206	619,400	621,324	653,245	565,165	631,304

 Nota/Notes : ^P Awalan / Provisional ^r Pindaan / Revised

K.G.K / D.R.C - Kandungan Getah Kering / Dry Rubber Content

Jumlah berbeza disebabkan pembundaran / The total differs due to rounding

JADUAL 4 : EKSPORT GETAH ASLI MENGIKUT NEGARA YANG DITUJU

Table 4 : Exports of Natural Rubber by Country of Destination

 Tan metrik K.G.K.
 Tonnes D.R.C.

Negara-Negara Utama <i>Major Countries</i>	2022 ^f	2021	2020	2019	2023			Jumlah Terkumpul <i>Cumulative</i>	2022			Jumlah Terkumpul <i>Cumulative</i>
					Ogos ^p	Jul.	Jun		Jan.-Ogos ^p 2023	Ogos	Jul.	
					Afrika Selatan <i>South Africa</i>	3,089	4,506	3,564	4,152	304	81	181
Amerika Syarikat/U.S.A	34,182	39,186	18,655	25,028	1,663	1,726	2,376	9,937	2,392	2,258	3,390	27,650
Argentina	4,530	5,796	3,620	4,505	358	563	347	3,219	220	411	695	3,477
Belanda/Netherlands	825	1,079	2,671	2,892	198	60	-	1,292	20	46	145	578
Belgium	131	7,481	1,790	2,498	13	25	39	176	33	-	-	96
Brazil	15,659	12,036	10,987	14,033	802	1,126	1,153	6,887	1,443	896	864	9,893
China	285,716	315,556	292,689	309,358	27,546	22,175	24,712	175,939	24,356	25,851	23,418	186,493
Finland	18,186	25,885	18,467	27,317	806	1,008	806	3,669	907	1,814	2,218	14,959
Greece	148	273	382	151	11	-	-	89	-	18	-	119
Hong Kong	45	41	31	30	-	-	-	3	-	-	3	23
Iran, Republik Islam <i>Iran, Islamic Republic of</i>	17,745	15,076	20,132	27,296	2,298	560	1,227	6,957	3,222	240	1,532	11,720
Itali/Italy	4,626	5,216	6,195	9,369	487	396	278	3,754	441	582	417	3,749
Jepun/Japan	5,710	5,081	2,454	3,598	11	-	10	40	473	403	257	3,861
Jerman/Germany	26,314	28,596	57,442	71,080	5,023	4,911	3,816	36,558	2,399	3,463	3,081	16,074
Kanada/Canada	2,239	3,561	2,758	1,552	81	-	60	1,065	101	121	484	1,856
Korea, Rep. <i>Korea, Rep. of</i>	5,946	8,575	9,139	12,205	544	462	566	4,054	497	470	329	3,599

 Nota/Notes : ^p Awalan / Provisional ^r Pindaan / Revised
 K.G.K / D.R.C - Kandungan Getah Kering / Dry Rubber Content

JADUAL 4 : EKSPORT GETAH ASLI MENGIKUT NEGARA YANG DITUJU (samb.)

Table 4 : Exports of Natural Rubber by Country of Destination (cont'd)

Tan metrik K.G.K.

Tonnes D.R.C.

	Negara-Negara Utama Major Countries	2022 ^r	2021	2020	2019	2023			Jumlah Terkumpul Cumulative	2022			Jumlah Terkumpul Cumulative
						Ogos ^p	Jul.	Jun	Jan.-Ogos ^p	Ogos	Jul.	Jun	Jan.-Ogos
						2023			2022				
	<i>Mesir/Egypt</i>	10,900	8,715	7,642	9,170	680	655	1,220	5,912	635	1,053	879	7,664
	Mexico	2,867	1,771	257	1,995	229	119	-	1,381	302	202	202	2,132
	Pakistan	8,623	10,998	2,446	2,492	1,571	2,259	1,512	10,796	603	1,640	1,258	6,977
	<i>Perancis/France</i>	3,062	9,650	6,176	7,613	74	419	93	2,443	366	48	397	2,454
	Poland	948	1,237	1,373	1,951	106	66	114	732	159	24	84	753
	Portugal	2,834	3,327	4,980	8,075	1,210	1,068	806	6,191	262	141	181	1,624
	<i>Sepanyol/Spain</i>	1,042	2,304	2,229	1,945	149	62	98	955	123	151	183	773
	Singapura <i>Singapore</i>	37	52	60	755	10	1	12	48	-	2	6	26
	Sweden	185	426	482	696	-	-	23	48	20	2	20	122
	Taiwan	3,601	4,068	13,728	12,097	59	262	302	1,465	552	241	352	2,312
	<i>Turki/Turkiye</i>	17,435	16,809	14,814	13,632	917	738	590	10,676	2,391	1,115	1,578	13,300
	Ukraine	11	42	57	59	-	-	-	-	-	-	-	11
	United Kingdom	1,267	2,118	2,512	4,450	55	40	40	415	227	61	156	970
	Vietnam	294	1,822	3,093	7,555	20	12	-	87	12	43	29	208
	Negara lain <i>Other countries</i>	143,129	111,963	54,338	43,754	12,261	12,988	8,466	71,964	17,782	12,252	16,484	100,327
	Jumlah <i>Total</i>	621,324	653,245	565,165	631,304	57,488	51,785	48,848	367,961	60,170	53,752	58,685	426,270

 Nota/Notes : ^p Awalan / Provisional ^r Pindaan / Revised

K.G.K / D.R.C - Kandungan Getah Kering / Dry Rubber Content

Jumlah berbeza disebabkan pembundaran / The total differs due to rounding

JADUAL 5: EKSPORT GETAH MUTU MALAYSIA (G.M.M.) MENGIKUT GRED

Table 5: Exports of Standard Malaysian Rubber (S.M.R.) by Grade

 Tan metrik K.G.K.
Tonnes D.R.C.

Gred Grade					2023			Jumlah Terkumpul Cumulative	2022			Jumlah Terkumpul Cumulative
	2022 ^r	2021	2020	2019	Ogos ^p	Jul.	Jun	Jan.-Ogos ^r 2023	Ogos	Jul.	Jun	Jan.-Ogos 2022
G.M.M. L S.M.R. L	450	759	1,072	1,358	59	39	50	429	40	-	40	331
G.M.M. 5 S.M.R. 5	3,156	3,003	3,011	2,661	81	161	101	1,270	403	161	141	1,653
G.M.M. 10 S.M.R. 10	174,476	165,867	143,681	183,980	12,636	9,826	11,393	84,786	16,184	18,279	21,780	124,476
G.M.M. 20 S.M.R. 20	388,370	418,311	366,475	382,419	39,476	36,861	32,796	240,171	38,682	31,360	31,347	259,429
G.M.M. GP S.M.R. GP	22,189	19,534	16,846	23,033	1,761	2,030	1,391	14,312	2,197	1,598	3,212	14,265
G.M.M. CV S.M.R. CV	5,391	9,333	10,995	9,459	1,628	1,350	1,819	12,938	278	543	596	4,021
Lain-Lain * Others	9,391	7,528	2,384	2,146	48	222	81	1,724	231	43	4	8,983
Jumlah Total	603,424	624,334	544,465	605,056	55,690	50,489	47,631	355,630	58,016	51,983	57,120	413,157

 Nota/Notes : ^p Awalan / Provisional ^r Pindaan / Revised

* Lain-lain termasuk housegrade / Others includes housegrade

K.G.K / D.R.C - Kandungan Getah Kering / Dry Rubber Content

Jumlah berbeza disebabkan pembundaran / The total differs due to rounding

JADUAL 6 : IMPORT GETAH ASLI MENGIKUT JENIS TERPILIH

Table 6 : Imports of Natural Rubber by Selected Types

Tan metrik K.G.K.

Tonnes D.R.C.

Jenis Type	Dari dan melalui Singapura From and via Singapore					Terus Negeri Asing Direct Foreign					Jumlah Total				
	2023			Jumlah Terkumpul Cumulative		2023			Jumlah Terkumpul Cumulative		2023			Jumlah Terkumpul Cumulative	
	Ogos ^P	Jul.	Jun	Jan. - Ogos ^P 2023	Jan. - Ogos 2022	Ogos ^P	Jul.	Jun	Jan. - Ogos ^P 2023	Jan. - Ogos 2022	Ogos ^P	Jul. ^P	Jun	Jan. - Ogos ^P 2023	Jan. - Ogos 2022
Getah Asap Berbunga Ribbed Smoked Sheets	-	-	-	202	2,222	3,887	2,417	4,804	68,610	85,281	3,887	2,417	4,804	68,812	87,503
Lateks Pekat Latex Concentrate	-	-	-	47	-	17,466	16,513	15,046	134,007	214,500	17,466	16,513	15,046	134,053	214,500
Getah Berpiawaian* Standard Rubber	-	-	-	343	2,947	18,282	14,885	7,905	90,099	100,571	18,282	14,885	7,905	90,443	103,517
Jenis-jenis lain Other types	624	1,905	137	8,054	5,209	20,348	19,448	17,521	277,153	411,614	20,972	21,353	17,658	285,208	416,823
Jumlah Total	624	1,905	137	8,646	10,377	59,984	53,263	45,276	569,869	811,966	60,607	55,168	45,413	578,515	822,343

Jenis Type	Dari dan melalui Singapura From and via Singapore				Terus Negeri Asing Direct Foreign				Jumlah Total			
	2022 ^r	2021	2020	2019	2022 ^r	2021	2020	2019	2022 ^r	2021	2020	2019
Getah Asap Berbunga Ribbed Smoked Sheets	2,222	8,160	6,770	924	106,612	80,552	29,801	46,210	108,834	88,712	36,571	47,134
Lateks Pekat Latex Concentrate	-	7	597	2	286,931	337,247	347,714	312,005	286,931	337,254	348,311	312,006
Getah Berpiawaian* Standard Rubber	3,001	262	318	1	140,774	165,251	192,548	226,200	143,775	165,513	192,865	226,202
Jenis-jenis lain Other types	6,345	12,048	18,511	7,538	618,997	603,773	625,635	489,819	625,342	615,822	644,146	497,358
Jumlah Total	11,568	20,478	26,195	8,465	1,153,315	1,186,823	1,195,697	1,074,235	1,164,883	1,207,301	1,221,893	1,082,700

 Nota/Notes : ^P Awalan / Provisional ^r Pindaan / Revised

* Piawaian getah secara teknikal setaraf dengan G.M.M. / Rubber by technical standard similar to S.M.R.

K.G.K / D.R.C - Kandungan Getah Kering / Dry Rubber Content

Jumlah berbeza disebabkan pembundaran / The total differs due to rounding

JADUAL 7 : IMPORT GETAH ASLI MENGIKUT NEGARA ASAL

Table 7: Imports of Natural Rubber by Country of Origin

Tan metrik K.G.K.

Tonnes D.R.C.

Negara Asal Country of Origin	Dari dan melalui Singapura From and via Singapore					Terus Negeri Asing Direct Foreign					Jumlah Total				
	2023			Jumlah Terkumpul Cumulative		2023			Jumlah Terkumpul Cumulative		2023			Jumlah Terkumpul Cumulative	
	Ogos ^P	Jul.	Jun	Jan. - Ogos ^P 2023	Jan. - Ogos 2022	Ogos ^P	Jul. ^P	Jun	Jan. - Ogos ^P 2023	Jan. - Ogos 2022	Ogos ^P	Jul.	Jun	Jan. - Ogos ^P 2023	Jan. - Ogos 2022
Indonesia Rep.	-	-	-	-	2	-	-	-	13	2,115	-	-	-	13	2,117
Kemboja/Cambodia	-	-	-	-	-	-	-	-	325	874	-	-	-	325	874
India	-	-	-	-	-	-	101	202	1,748	4,223	-	101	202	1,748	4,223
Myanmar	-	-	-	1,855	3,188	-	785	595	27,152	67,694	-	785	595	29,007	70,882
Filipina/Philippines	-	-	-	-	-	7,679	7,070	5,832	51,650	108,268	7,679	7,070	5,832	51,650	108,268
Thailand	-	-	-	47	0	27,216	23,586	23,728	228,887	352,019	27,216	23,586	23,728	228,933	352,019
Viet Nam	-	-	-	-	-	656	1,028	248	6,092	5,873	656	1,028	248	6,092	5,873
Negara lain/Other countries	624	1,905	137	6,745	7,187	24,433	20,693	14,671	254,003	270,901	25,056	22,598	14,808	260,747	278,088
Jumlah Total	624	1,905	137	8,646	10,377	59,984	53,263	45,276	569,869	811,966	60,607	55,168	45,413	578,515	822,343

Negara Asal Country of Origin	Dari dan melalui Singapura From and via Singapore				Terus Negeri Asing Direct Foreign				Jumlah Total			
	2022 ^f	2021	2020	2019	2022 ^f	2021	2020	2019	2022 ^f	2021	2020	2019
Indonesia Rep.	2	0	-	22	2,115	6,782	19,365	4,679	2,117	6,782	19,365	4,701
Kemboja/Cambodia	-	-	-	-	874	1,277	1,840	9,531	874	1,277	1,840	9,531
India	-	10	-	-	4,263	7,361	3,147	6,735	4,263	7,372	3,147	6,735
Myanmar	3,188	6,900	6,730	902	76,591	74,604	21,350	36,759	79,779	81,504	28,080	37,661
Filipina/Philippines	-	-	-	200	145,090	156,806	130,140	110,874	145,090	156,806	130,140	111,074
Thailand	0	-	-	1	514,514	512,815	478,136	486,098	514,515	512,815	478,136	486,099
Viet Nam	-	-	-	-	10,258	9,024	14,390	42,392	10,258	9,024	14,390	42,392
Negara lain/Other countries	8,378	13,567	19,465	7,340	399,609	418,154	527,329	377,167	407,987	431,721	546,794	384,507
Jumlah Total	11,568	20,478	26,195	8,465	1,153,315	1,186,823	1,195,697	1,074,235	1,164,883	1,207,301	1,221,893	1,082,700

 Nota/Notes : ^P Awalan / Provisional ^r Pindaan / Revised

K.G.K / D.R.C - Kandungan Getah Kering / Dry Rubber Content

Jumlah berbeza disebabkan pembundaran / The total differs due to rounding

JADUAL 8: STOK GETAH ASLI PADA AKHIR BULAN MENGIKUT BANCI

Table 8: Stocks of Natural Rubber held at the end of the month by Census

Tan metrik K.G.K.
Tonnes D.R.C.

Banci Census	Pada akhir bulan At the end of the month	2023			2022		
		Ogos ^P	Jul.	Jun	Ogos	Jul.	Jun
Estet Getah <i>Rubber Estates</i>		269	283	253	215	150	237
Pemproses Getah <i>Rubber Processors</i>		125,605	126,456	141,825	193,093	209,595	266,451
Pengguna Getah <i>Rubber Consumers</i>		16,746	17,017	17,640	17,460	18,294	19,904
Jumlah <i>Total</i>		142,620	143,757	159,718	210,768	228,039	286,591

JADUAL 9 : PENGELUARAN DAN STOK LATEKS PEKAT

Table 9 : Production and Stocks of Concentrated Latex

Tan metrik K.G.K.
Tonnes D.R.C.

Tempoh Period	Pengeluaran Production	Stok pada akhir tempoh Stocks at the end of period
2022	31,789	17,278
2021	34,055	23,774
2020	34,453	24,788
2019	41,338	29,437
2023	Jan.-Ogos.^P	15,886
2022	Jan.-Ogos	18,166
2023	Ogos^P	15,886
	Jul.	16,635
	Jun	17,118
2022	Ogos	18,166
	Jul.	18,592
	Jun	20,040

Nota/Notes : ^P Awalan / Provisional

K.G.K / D.R.C - Kandungan Getah Kering / Dry Rubber Content

JADUAL 10 : PENGGUNAAN DOMESTIK GETAH ASLI MENGIKUT INDUSTRI

Table 10 : Domestic Consumption of Natural Rubber by Industry

Tan metrik K.G.K.
Tonnes D.R.C.

Tempoh Period	Keterangan Industri Industry Description	Industri tayar dan tiub Tyres and tubes industries	Membuat kasut getah Manufacture of rubber footwear	Membuat produk getah lain, t.k.m. Manufacture of other rubber products, n.e.c.							Semua industri pembuatan lain yang menggunakan getah asli All other manufacturing industries consuming natural rubber (a)	Jumlah Total	
				Campuran getah Rubber compound	Gelang getah Rubber bands	Kepingan- kepingan getah Rubber sheeting	Produk lateks Latex products			Produk getah lain Other rubber products			
							Sarung tangan getah Rubber gloves	Benang getah Rubber thread	Foam Foam				Produk lateks lain Other latex products
2022		31,314	415	1,574	2,025	6,907	312,314	36,877	4,446	14,099	7,890	8,735	426,594
2021		31,259	388	1,418	1,930	5,583	380,488	43,593	5,265	13,740	8,996	9,303	501,961
2020		32,640	346	1,690	1,866	4,162	401,566	40,029	5,948	13,113	9,322	8,050	518,732
2019		35,386	559	1,675	2,311	5,171	391,007	39,968	7,155	12,961	10,831	8,442	515,466
2023	Jan.-Ogos ^P	17,207	267	1,013	1,250	2,944	145,609	19,563	2,764	8,569	5,160	3,129	207,475
2022	Jan.-Ogos	22,732	255	1,077	1,353	4,817	231,064	26,997	2,950	9,191	5,381	6,375	312,191
2023	Ogos ^P	1,854	8	134	67	344	16,422	2,194	351	929	609	349	23,260
	Jul.	3,237	26	129	236	402	17,750	2,055	308	1,136	667	716	26,661
	Jun	2,140	26	151	131	163	17,765	2,344	340	1,084	654	384	25,183
2022	Ogos	2,687	27	143	178	414	24,702	1,747	386	1,240	766	869	33,160
	Jul.	2,918	44	119	204	497	25,008	3,225	351	1,193	707	1,010	35,275
	Jun	2,506	33	143	168	514	26,356	3,670	345	1,164	692	726	36,316

Nota/Notes : ^P Awalan / Provisional

K.G.K / D.R.C - Kandungan Getah Kering / Dry Rubber Content

- (a) Semua industri pembuatan lain yang menggunakan getah asli mengikut keterangan industri termasuk industri membuat tali-temali, tali dan pinal, membuat keluaran pulpa, kertas dan kertas tebal, t.k.m., membuat keluaran-keluaran kimia, t.k.m., membuat keluaran-keluaran plastik, t.k.m., bengkel-bengkel, kabel dan dawai, membuat bahagian pengganti kereta motor dan kelengkapannya, membuat dan memasang basikal, basikal roda tiga dan beca.

All other manufacturing industries consuming natural rubber according to industry description includes cordage, rope and twine industries, manufacture of pulp, paper and paperboard articles, n.e.c., manufacture of chemical products, n.e.c., manufacture of plastic products, n.e.c., foundries, cables and wires, manufacture of motor vehicle parts and accessories, manufacture and assembly of bicycles, tricycles and trishaws.

JADUAL 11: HARGA PURATA BULANAN BAGI GETAH ASLI
Table 11 : Average Monthly Price of Natural Rubber
Sen/Kg

Tempoh Period	Harga di ladang Farmgate price		Sebut Harga pada waktu tengah hari - "F.O.B."** Noon Quotations - F.O.B.							
	Susu Getah Cair Field Latex	Sekerap Scrap	Lateks Pekat* Latex Concentrate	Getah Mutu Malaysia (1 - Pallet tan metrik) Standard Malaysian Rubber (1 - Tonne pallet)						
				G.M.M. CV S.M.R. CV	G.M.M. L S.M.R. L	G.M.M. 5 S.M.R. 5	G.M.M. GP S.M.R. GP	G.M.M. 10 S.M.R. 10	G.M.M. 20 S.M.R. 20	
2022	625.64	539.69	566.93	964.87	954.87	681.58	678.58	671.58	669.58	
2021	633.10	555.11	563.86	959.76	949.76	699.94	696.94	689.94	687.94	
2020	521.11	406.99	491.01	838.34	828.34	560.03	557.03	550.03	548.03	
2019	478.84	436.50	452.63	822.95	808.09	589.68	586.68	579.68	577.68	
2023	Jan.-Ogos	524.72	470.67	501.41	855.71	845.71	609.84	606.84	599.84	597.84
2022	Jan.-Ogos	687.68	579.33	615.18	1,045.30	1,035.30	721.02	718.02	711.02	709.02
2023	Ogos	501.67	462.05	471.09	805.16	795.16	602.14	599.14	592.14	590.14
	Jul.	520.98	471.14	490.18	837.00	827.00	606.43	603.43	596.43	594.43
	Jun	524.41	481.91	497.70	849.55	839.55	620.38	617.38	610.38	608.38
2022	Ogos	566.79	533.29	514.73	877.82	867.82	669.61	666.61	659.61	657.61
	Jul.	600.49	566.13	532.28	907.10	897.10	705.25	702.25	695.25	693.25
	Jun	731.47	582.21	632.69	1,074.48	1064.48	722.29	719.29	712.29	710.29

Nota/Notes : * 60% Kandungan Getah Kering (K.G.K) / 60% Dry Rubber Content (D.R.C.)

** F.O.B. - Free On Board

Punca: Lembaga Getah Malaysia (LGM)

Source: Malaysian Rubber Board (MRB)

JADUAL 12 : GUNA TENAGA DAN GAJI & UPAH DIBAYAR MENGIKUT KATEGORI PEKERJA DI ESTET GETAH
Table 12 : Employment and Salaries & Wages Paid in Rubber Estates by Category of Workers

Seperti pada akhir tempoh As at end of period	Pekerja bergaji dan Gaji & Upah Employees and Salaries & Wages												
	Pekerja diambil secara langsung Employees directly employed						Pekerja diambil secara kontrak Employees on contract basis				Jumlah Total		
	Kakitangan Pentadbiran Administrative Staff		Pekerja Estet Estate Workers		Pekerja Kilang Factory Workers		Pekerja Estet Estate Workers		Pekerja Kilang Factory Workers				
	Bilangan pekerja Number of workers	Gaji & Upah Salaries & Wages (RM'000)	Bilangan pekerja Number of workers	Gaji & Upah Salaries & Wages (RM'000)	Bilangan pekerja Number of workers	Gaji & Upah Salaries & Wages (RM'000)	Bilangan pekerja Number of workers	Gaji & Upah Salaries & Wages (RM'000)	Bilangan pekerja Number of workers	Gaji & Upah Salaries & Wages (RM'000)	Bilangan pekerja Number of workers	Gaji & Upah Salaries & Wages (RM'000)	
2022	Dis.	1,839	5,356	4,897	9,807	-	-	2,244	3,817	-	-	8,980	18,981
2021	Dis.	1,639	4,612	4,790	8,926	-	-	1,557	2,280	-	-	7,986	15,819
2020	Dis.	1,723	4,484	5,954	10,719	48	101	2,003	3,030	-	-	9,728	18,334
2019	Dis.	1,904	4,820	6,967	12,227	64	127	2,124	3,540	-	-	11,059	20,714
2023	Ogos ^P	2,064	5,630	5,350	9,121	-	-	3,019	5,033	-	-	10,433	19,784
	Jul. ^P	2,028	5,355	5,307	10,107	-	-	2,871	4,932	-	-	10,206	20,393
	Jun	2,067	5,558	5,455	8,886	-	-	2,796	4,141	-	-	10,318	18,585
2022	Ogos	1,887	5,539	4,543	8,551	-	-	2,231	3,885	-	-	8,661	17,975
	Jul.	1,910	5,273	4,519	7,610	-	-	2,012	3,662	-	-	8,441	16,545
	Jun	1,908	5,022	4,536	7,426	-	-	1,884	2,901	-	-	8,328	15,349

 Nota/Notes : ^P Awalan / Provisional

JADUAL 13 : PRODUKTIVITI PENGELUARAN DAN PENOREH BAGI ESTET GETAH

Table 13 : Productivity of Production and Tappers in Rubber Estates

Tempoh Period	Bilangan pekerja pada akhir tempoh Number of workers at end of period			Gaji & Upah (RM '000) Salaries & Wages			Keluasan ditanam pada akhir tempoh Planted area at end of period (Hektar) (Hectare)	Pengeluaran Production (Kg K.G.K) (Kg D.R.C)	Keluasan ditoreh pada akhir tempoh Tapped area at end of period (Hektar) (Hectare)	Purata bil. hari menoreh Average number of tapping days	Produktiviti pengeluaran Productivity of production (Kg/Hek) (Kg/Ha)	Produktiviti penoreh (sehari) Productivity of tappers (per day)				
	Pekerja Estet Estate Workers	Lain-Lain Others	Jumlah Total	Pekerja Estet Estate Workers	Lain-Lain Others	Jumlah Total						(RM)	(Kg K.G.K) (Kg D.R.C.)			
	Penoreh Tappers	Pekerja Ladang Field Workers		Penoreh Tappers	Pekerja Ladang Field Workers											
2022	4,519	2,622	1,847	8,988	77,589	52,412	60,469	190,470	107,640	47,387,068	52,973	229	894.6	74.8	45.7	
2021	4,232	2,115	1,647	7,994	75,305	40,753	49,996	166,054	85,617	45,347,184	43,143	246	1,051.1	72.5	43.6	
2020	5,455	2,502	1,779	9,736	90,759	44,881	51,627	187,267	91,013	56,420,718	43,234	253	1,305.0	65.8	40.9	
2019	5,994	3,097	1,976	11,067	100,256	52,710	56,452	209,418	95,354	61,227,315	43,533	260	1,406.5	64.4	39.3	
2023	Jan.-Ogos ^P	5,477	2,892	2,070	10,439	59,216	43,644	43,933	146,793	116,386	32,182,470	58,803	154	547.3	70.2	38.2
2022	Jan.-Ogos	4,508	2,266	1,895	8,669	50,245	32,468	40,123	122,836	106,862	31,447,174	54,309	157	579.0	71.1	44.5
2023	Ogos ^P	5,477	2,892	2,070	10,439	8,504	5,651	5,630	19,784	116,386	5,213,596	58,803	20	88.7	76.5	46.9
	Jul.	5,292	2,886	2,041	10,219	8,276	6,762	5,355	20,393	116,386	5,046,502	57,648	20	87.5	78.9	48.1
	Jun	5,279	2,972	2,075	10,326	7,663	5,365	5,507	18,534	116,184	4,208,146	57,883	20	72.7	73.7	40.5
2022	Ogos	4,508	2,266	1,895	8,669	7,573	4,864	5,539	17,975	106,862	4,543,312	54,309	20	83.7	83.4	50.0
	Jul.	4,303	2,228	1,918	8,449	6,975	4,296	5,273	16,545	107,882	4,372,177	53,677	21	81.5	78.5	49.2
	Jun	4,231	2,189	1,916	8,336	6,087	4,240	5,022	15,349	108,390	4,071,451	54,423	20	74.8	72.8	48.7

Nota/Notes : ^P Awalan / Provisional
K.G.K / D.R.C - Kandungan Getah Kering / Dry Rubber Content

JADUAL 14 : PENGELUARAN, KELUASAN DITOREH DAN PURATA BILANGAN HARI MENOREH BAGI ESTET GETAH MENGIKUT NEGERI

Table 14 : Production, Tapped Area and Average Number of Tapping Days in Rubber Estates by State

Negeri State (a)	Bilangan estet Number of estates	Pengeluaran Production Tan metrik K.G.K. Tonnes D.R.C.			Keluasan ditoreh pada akhir tempoh Tapped area at end of period Hektar Hectare			Purata bilangan hari menoreh Average number of tapping days		
		2023			2023			2023		
		Ogo. ^P	Jul.	Jun	Ogo. ^P	Jul.	Jun	Ogo. ^P	Jul.	Jun
Johor	17	499	487	412	5,750	5,633	5,683	23	23	23
Kedah & Perlis	33	608	587	553	10,030	9,967	10,001	20	19	19
Kelantan & Terengganu	69	1,726	1,825	1,356	18,365	17,478	17,972	19	18	18
Melaka & Negeri Sembilan	17	214	176	207	3,936	3,848	3,888	21	20	21
Pahang	24	1,140	1,108	916	8,922	8,922	8,731	23	23	22
Perak	15	448	308	333	2,809	2,809	2,809	17	18	18
Selangor	6	236	239	237	2,981	2,981	2,981	23	23	23
Sabah & Sarawak	7	342	316	194	6,010	6,010	5,818	22	22	21
Jumlah Total	188	5,214	5,047	4,208	58,803	57,648	57,883	20	20	20

Nota/Notes : ^P Awalan / Provisional

(a) Tiada estet direkodkan bagi negeri Pulau Pinang / No estates were recorded in Pulau Pinang.

K.G.K / D.R.C - Kandungan Getah Kering / Dry Rubber Content



NOTA TEKNIKAL

TECHNICAL NOTES

NOTA TEKNIKAL

1. Pendahuluan

Penerbitan ini memuatkan perangkaan utama getah asli yang diperoleh daripada Banci Estet Getah (RE), Banci Pemproses Getah (RP) dan Banci Pengguna Getah (RC) yang dilaksanakan setiap bulan.

2. Objektif

Objektif utama penerbitan ini adalah untuk memaparkan perangkaan getah asli berkaitan pengeluaran, import, eksport, penggunaan domestik dan stok. Di samping itu, data harga, bilangan pekerja, gaji & upah dan produktiviti di estet getah turut dimuatkan. Perangkaan ini akan membantu dalam perancangan dan penggubalan dasar serta pembuat keputusan bagi industri berasaskan getah.

3. Kuasa perundangan

Banci ini dilaksanakan di bawah Akta Perangkaan 1965 (Disemak 1989). Seksyen 5 di bawah Akta ini menghendaki mana-mana pertubuhan yang beroperasi di Malaysia untuk memberikan maklumat sebenar atau anggaran terbaik kepada Jabatan. Mengikut Akta ini, kandungan soal selidik yang diterima adalah sulit dan hanya angka agregat diterbitkan. Sementara itu, Seksyen 7 di bawah Akta yang sama memperuntukkan denda kepada responden yang gagal memberi kerjasama kepada banci yang dijalankan.

4. Skop dan liputan

Banci ini meliputi semua estet getah, kilang pemproses getah dan kilang pengguna getah di Malaysia yang berdaftar dengan Suruhanjaya Syarikat Malaysia (SSM), Lembaga Getah Malaysia (LGM) dan Pihak Berkuasa Kemajuan Pekebun Kecil Perusahaan Getah (RISDA).

Banci RE meliputi industri penanaman pokok getah (estet). Industri peringkat 5 digit (01291) ini dikelaskan mengikut Piawaian Klasifikasi Industri Malaysia (MSIC) 2008. Banci RP meliputi kilang-kilang yang memproses getah asli mentah untuk menjadi produk separa siap (Contoh: Getah Mutu Malaysia (G.M.M.), susu getah pekat, dsb.). Manakala banci RC meliputi kilang-kilang yang menggunakan getah asli mentah/produk separa siap dan diproses menjadi produk siap (Contoh: tayar, sarung tangan getah dsb.).

5. Rangka (sumber)

Rangka banci getah dikemas kini setiap tahun untuk mengambil kira pertumbuhan baru dan sebarang perubahan yang berlaku kepada pertumbuhan seperti tutup, tidak beroperasi, perubahan jenis aktiviti, lokasi kilang atau alamat pos.

6. Metodologi

Banci ini dilaksanakan secara mel menggunakan borang soal selidik RE, RP dan RC. Responden diberi tempoh satu bulan untuk melengkap dan mengembalikan borang soal selidik tersebut kepada Jabatan ini. Kerja luar dijalankan untuk mendapatkan borang lengkap daripada pertumbuhan yang tidak respons.

7. Konsep dan definisi

Konsep dan definisi yang digunakan adalah berasaskan kepada syor-syor Pejabat Perangkaan Pertumbuhan Bangsa-Bangsa Bersatu¹ dan *The Association of Natural Rubber Producing Countries (ANRPC)*. Konsep berkenaan mengikut amalan yang sudah diterima pakai bagi memudahkan perbandingan data dibuat di peringkat antarabangsa.

8. Takrif industri getah

Estet getah

- (i) Semua kawasan, bersambungan atau berpecah-pecah dengan keluasan tidak kurang daripada 40.47 hektar (100 ekar), ditanam dengan getah atau di mana penanaman getah dibenarkan dan di bawah satu hak milik yang sah; atau
- (ii) Mana-mana keluasan tanaman getah yang telah wujud dalam estet kelapa, koko atau kelapa sawit.

Kebun kecil getah

Meliputi semua kawasan, bersambungan atau berpecah-pecah, berjumlah kurang daripada 40.47 hektar (100 ekar), ditanam dengan getah atau di mana penanaman getah dibenarkan dan di bawah satu hak milik yang sah. Kebun kecil getah terdiri daripada tersusun dan tidak tersusun. Kebun kecil yang tersusun meliputi kawasan di bawah rancangan kerajaan seperti berikut:-

- (i) Lembaga Kemajuan Tanah Persekutuan (FELDA);
- (ii) Pihak Berkuasa Kemajuan Pekebun Kecil Perusahaan Getah (RISDA);
- (iii) Lembaga Penyatuan dan Pemulihan Tanah Negara (FELCRA);
- (iv) Rancangan tanah Kerajaan Persekutuan yang lain; dan
- (v) Rancangan tanah Kerajaan Negeri.

¹ *International Recommendations for Industrial Statistics, United Nations' Statistical Office, Statistical Papers, Series, M No. 90, United Nations, New York, 2009.*

Keluasan ditanam

Keluasan bertanam dengan getah (matang dan/atau belum matang) dan tidak terbiar selama-lamanya.

Keluasan ditoreh

Keluasan di bawah getah matang yang telah ditoreh termasuk kawasan yang "direhatkan" di bawah sistem giliran torehan.

Pengeluaran

Pengeluaran getah asli merujuk kepada kandungan getah kering (KGK) bagi susu getah cair, getah keping dan skrap (getah buku dan getah kulit) yang dihasilkan oleh estet dan pekebun kecil. Data ini dikumpul dari data pembelian getah mentah oleh kilang pemproses (RP).

Hasil

Hasil diperoleh dengan membahagikan jumlah pengeluaran dengan purata luas hektar yang ditoreh pada bulan rujukan.

Data import dan eksport dikumpul oleh Jabatan daripada borang pengikraran import dan eksport yang diperoleh daripada Jabatan Kastam Diraja Malaysia dan Lembaga-Lembaga Zon Bebas. Angka perdagangan luar negeri Malaysia tidak termasuk perdagangan antara kawasan iaitu antara Semenanjung Malaysia, Sabah dan Sarawak.

9. Import dan Eksport

Import

Sesuatu barang yang dibawa masuk ke dalam negara, sama ada secara terus atau disimpan di gudang-gudang yang dikawal. Barang-barang tersebut adalah sama ada untuk kegunaan sendiri, diproses, digunakan dalam perkilangan ataupun untuk dieksport semula ke negara lain. Pengkelasan import ini diistilahkan juga sebagai 'import umum'. Di dalam laporan ini, import dikelaskan mengikut negara asal barang tersebut, iaitu negara di mana barang berkenaan terakhir dibuat sebelum ianya diimportkan ke dalam kawasan pendaftaran.

Eksport

Sesuatu barang (keluaran atau buatan tempatan atau diimport untuk dieksport semula) yang dibawa keluar dari negara. Di dalam laporan ini, eksport dikelaskan mengikut negara dituju, iaitu negara di mana barang-barang berkenaan dijangka akan digunakan, sejauh mana ia boleh ditentukan pada masa ianya dieksport. Bagi barang yang dihantar berdasarkan "*Optional bill of lading*", pelabuhan pertama yang diikrarkan dianggap sebagai negara yang dituju. Sekiranya maklumat negara yang dituju bagi barang-barang yang dieksport melalui Singapura tidak diketahui/diperoleh, eksport sedemikian diambilkira sebagai eksport ke Singapura, iaitu di bawah kategori yang sama seperti barang-barang yang digunakan di Singapura. Eksport termasuk eksport semula. Pengkelasan eksport ini diistilahkan juga sebagai 'eksport umum'. Data import dan eksport hanya meliputi kod getah asli di bawah HS4001.10.000 hingga HS4001.29.999.

10. Penggunaan domestik

Ia merujuk kepada penggunaan domestik getah asli seperti Getah Asap Berbunga (G.A.B.), susu getah pekat, Getah Mutu Malaysia (G.M.M.) dan sebagainya oleh pertubuhan pembuatan di Malaysia untuk mengeluarkan barangan seperti tayar dan tiub, kasut getah, sarung tangan getah, gelang getah, getah campuran dan lain-lain. Ianya tidak termasuk getah campuran & tebus guna getah dan getah sintetik.

11. Stok

Ia adalah stok getah yang dimiliki oleh sesebuah pertubuhan tidak kira di mana stok tersebut ditempatkan iaitu sama ada di dalam atau di luar kilang. Ia termasuk stok getah yang belum/sedang/telah diproses. Stok dilaporkan pada awal dan akhir bulan.

12. Harga

Harga purata pembeli waktu tengah hari bagi getah "F.O.B." di Kuala Lumpur. Data ini diperoleh daripada Lembaga Getah Malaysia (LGM).

13. Hak milik

Hak milik sesebuah pertubuhan dikelaskan mengikut taraf residen pemilik/pemilik-pemilik modal berbayar yang terbesar (melebihi 50 peratus) dan bukannya mengikut taraf kerakyatan mereka.

- (i) Residen Malaysia ialah individu, syarikat atau organisasi lain yang lazimnya terletak di Malaysia untuk jangka masa sekurang-kurangnya satu tahun. Cawangan dan anak syarikat asing yang didaftarkan/diperbadankan di Malaysia adalah dianggap sebagai pemastautin Malaysia.
- (ii) Bukan residen Malaysia ialah individu, syarikat atau organisasi lain yang lazimnya terletak di negara selain Malaysia. Cawangan dan anak syarikat milik residen Malaysia di luar negeri juga dianggap sebagai bukan residen Malaysia.
- (iii) Hak milik bersama ialah residen Malaysia atau bukan residen Malaysia memegang jumlah saham yang sama banyak dalam perniagaan berkenaan.

14. Guna tenaga

Jumlah pekerja

Bilangan orang yang bekerja pada bulan Disember atau pada tempoh pembayaran gaji terakhir bagi bulan rujukan.

Gaji & upah dibayar

Pembayaran tunai, termasuk bonus yang dibayar komisen, bayaran lebih masa, elaun kos sara hidup dan elaun-elaun lain yang dibayar kepada semua pekerja bergaji dalam tempoh tahun rujukan. Sementara caruman pekerja kepada Kumpulan Wang Simpanan Pekerja (KWSP) dan Pertubuhan Keselamatan Sosial (PERKESO) turut dimasukkan, caruman oleh majikan dikecualikan. Elaun kepada pemilik yang bekerja, rakan niaga yang bekerja dan pekerja keluarga tidak bergaji juga dikecualikan.

15. Pembundaran

Jumlah bagi komponen mungkin berbeza dengan jumlah besar dalam jadual penerbitan disebabkan oleh pembundaran angka.

16. Nota dan simbol

K.G.K	Kandungan Getah Kering
RM	Ringgit Malaysia
Kg/Hek	Kilogram sehektar
-	Tiada data

TECHINICAL NOTES

1. Introduction

This publication provides principal statistics of Natural Rubber information on rubber obtained from the Census of Rubber Estates (RE), Census of Rubber Processors (RP) and Census of Rubber Consumers (RC) were conducted every month.

2. Objective

The main objective of this report is to provide statistics on rubber with regards to production, imports, exports, domestic consumption and stocks. In addition, data of prices, number of employees, salaries & wages and productivity in rubber estates are also included. These statistics will assist the government in development planning, policy making and decision-makers of rubber based industries.

3. Legal authority

The survey was conducted under the provisions of the Statistics Act, 1965 (Revised 1989). Section 5 of this Act requires all establishments operating in Malaysia to provide actual information or best estimates to the Department. The Act stipulates that the contents of the individual returns received are confidential and only aggregated figures are published. Meanwhile, Section 7 under the same Act provides the penalty to the respondents that could not comply with the survey undertaken.

4. Scope and coverage

The census covered all rubber estates, rubber processor factories and rubber consumer factories in Malaysia registered with the Companies Commission of Malaysia (SSM), Malaysian Rubber Board (MRB) and Rubber Industry Smallholders Development Authority (RISDA).

The census of RE covered growing of rubber trees (estates). This industrial 5-digit level (01291) is classified under the Malaysia Standard Industrial Classification (MSIC) 2008. Census of RP covered the factories processing raw natural rubber into semi-finished products (Example: Standard Malaysian Rubber (S.M.R.), Latex Concentrate (LC) etc.). Whereas census of RC covered to factories consuming raw natural rubber/semi-finished products and processed into finished products (Example: tyres, gloves etc.).

5. Frame (source)

The frame (source) of rubber censuses are updated annually to take into account new establishments and to record any changes in the status of the establishments such as closed down, not operation, change in activities and location or postal addresses.

6. Methodology

The census was primarily conducted through mail enquiry using RE, RP and RC questionnaire. Respondents were given one month to complete and return the questionnaire to the Department. Field enumeration was then carried out to collect the complete questionnaire from the establishments that did not respond.

7. Concepts and definitions

Concepts and definitions used are based on the recommendations of the United Nations' Statistical Office¹ and The Association of Natural Rubber Producing Countries (ANRPC). These concepts adhere to accepted practices, thereby facilitating international comparability of data.

8. Definition of rubber industry

Rubber estate

- (i) All areas, contiguous or non-contiguous, aggregating not less than 40.47 hectares (100 acres), planted with rubber or on which the planting of rubber is permitted and is under a single legal ownership; or*
- (ii) Any area planted with rubber in a coconut, cocoa or oil palm estate.*

Rubber smallholding

It is defined as all areas, contiguous or non-contiguous, aggregating less than 40.47 hectares (100 acres), planted with rubber or on which the planting of rubber is permitted and is under a single legal ownership. Smallholdings can be organized or unorganized. Organized smallholdings include those under various government schemes such as follows :-

- (i) Federal Land Development Authority (FELDA);*
- (ii) Rubber Industry Smallholders Development Authority (RISDA);*
- (iii) Federal Land Consolidation and Rehabilitation Authority (FELCRA);*
- (iv) Other Federal Government land schemes; and*
- (v) State Government land schemes.*

¹ *International Recommendations for Industrial Statistics, United Nations' Statistical Office, Statistical Papers, Series, M No. 90, United Nations, New York, 2009.*

Planted area

The area planted with rubber (mature and/or immature) and which has not been abandoned permanently.

Tapped area

The area under mature rubber that has been tapped including areas "rested" under rotational systems.

Production

Production of natural rubber refers to the dry rubber content (DRC) of field latex, rubber sheets and scrap (lump and bark) produced by estates and smallholders. This data is collected from the purchasing data of raw rubber processor factories.

Yield

The yield is derived by dividing the total production by the average hectareage tapped during the reference month.

The data on imports and exports are compiled by the Department of Statistics from declaration forms sourced from the Malaysian Royal Customs Department and Free Zone Authorities. External trade data for Malaysia do not include inter-regional trade between Peninsular Malaysia, Sabah and Sarawak.

9. Imports and Exports

Import

Goods are brought into the country either directly or into bonded warehouses, whether or not such goods are for consumption, to be processed, used in manufacturing or for subsequent re-exports to other countries. This categorization of imports is also termed as 'general imports'. In this report, imports are classified according to the country of origin of the goods, that is, the country where the goods are given the final form before they are imported into the registration area.

Exports

Goods (locally produced or manufactured or imported for subsequent re-exports) taken out of the country. In this report, exports are classified according to the country of destination, that is, the country where it is expected that the goods will be consumed insofar as this can be ascertained at the time of export. In the case of goods shipped on an "Optional bill of lading", the country of destination refers to that of the first port declared. If the information regarding the country of destination of goods exported via Singapore is not known/available, such exports are included under the value of exports to Singapore that is, under the same category as goods consumed in Singapore. Exports include re-exports. This categorization of exports is also termed as 'general exports'. Data of imports and exports only covers natural rubber codes under HS4001.10.000 to HS4001.29.999.

- 10. Domestic consumption** *This refers to the usage of natural rubber such as latex concentrate, Ribbed Smoked Sheet (R.S.S.), Standard Malaysian Rubber (S.M.R.), etc. by manufacturing establishments in Malaysia to produce products such as tyres and tubes, rubber footwear, rubber gloves, rubber bands and others. Excluding rubber compound & reclaimed rubber and synthetics rubber.*
- 11. Stocks** *This refers to stocks of rubber owned by establishments regardless where it is located i.e. inside or outside the factory. They include stocks of unprocessed/in process/processed rubber. Stocks are reported as at the beginning and the end of the month.*
- 12. Prices** *Average buyers' mid-day prices for rubber "F.O.B." in Kuala Lumpur. Data on prices are obtained from Malaysian Rubber Board (MRB).*
- 13. Ownership** *The ownership of an establishment is classified by the residential status of the owner(s) of the majority (more than 50 per cent) of the paid-up capital and not by their citizenship status.*
- 14. Employment**
- (i) *Malaysian resident is any individual, company or other organization ordinarily domiciled in Malaysia for a period of at least one year. Malaysian registered branches and incorporated subsidiaries of foreign based/origins are also regarded as residents.*

(ii) *Non-Malaysian resident is any individual, company or other organization ordinarily domiciled in a country other than Malaysia. Foreign branches and/or subsidiaries abroad owned by residents are also regarded as non-residents.*

(iii) *Joint-Ownership is any Malaysian residents and Non-Malaysian residents held equal shares in the business.*

Total number of persons engaged

Number of persons working during December or the last pay period of the reference month.

Salaries & wages paid

Salaries & wages paid refer to cash payments, including bonuses, paid commissions, overtime wages, cost of living and allowances made to all employees during the reference year. While the employees' contributions to Employees' Provident Fund (EPF) and Social Security Organisation (SOCSO) is included. The employer's contributions are excluded. Allowances to working proprietor, working partners and unpaid family worker are also not included.

15. Rounding

The sum of the components may not add up to the totals in the tables presented in this publication due to rounding.

16. Notes and symbols

<i>D.R.C</i>	<i>Dry Rubber Content</i>
<i>RM</i>	<i>Ringgit Malaysia</i>
<i>Kg/Ha</i>	<i>Kilogram per hectare</i>
<i>-</i>	<i>Nil</i>

