



KEMENTERIAN EKONOMI  
JABATAN PERANGKAAN MALAYSIA

ISSN 2180-1428



# Indeks Harga Pengeluar **PENGELUARAN TEMPATAN**

*Producer Price Index  
Local Production*

**(2010 = 100)**

**2023**

**Oktober**  
*October*

JABATAN PERANGKAAN MALAYSIA  
DEPARTMENT OF STATISTICS MALAYSIA





KEMENTERIAN EKONOMI  
JABATAN PERANGKAAN MALAYSIA

# INDEKS HARGA PENGELUAR

Pengeluaran Tempatan

## **PRODUCER PRICE INDEX**

*Local Production*

(2010=100)

OKTOBER  
OCTOBER **2023**

### **Pemakluman:**

Jabatan Perangkaan Malaysia (DOSM) telah melancarkan OpenDOSM NextGen sebagai medium yang menyediakan katalog data dan visualisasi bagi memudahkan pengguna menganalisis pelbagai data dan boleh diakses melalui portal <https://open.dosm.gov.my>.

DOSM akan menjalankan Banci Pertanian pada tahun 2024. Mohon layari <https://www.myagricensus.gov.my> untuk maklumat lanjut. Tema adalah "Banci Pertanian, Kunci Kemajuan Pertanian."

Kerajaan Malaysia telah mengisytiharkan Hari Statistik Negara (MyStats Day) pada 20 Oktober setiap tahun. Tema sambutan MyStats Day adalah "Statistik Nadi Kehidupan".

---

### **Announcement :**

*The Department of Statistics Malaysia (DOSM) has launched OpenDOSM NextGen as a medium that provides a catalog of data and visualisations to facilitate users' analysis of various data and can be accessed through <https://open.dosm.gov.my>.*

*DOSM will conduct the Agricultural Census in 2024. Please visit <https://www.myagricensus.gov.my> for more information. The theme is "Agriculture Census, Key to Agricultural Development."*

*The Government of Malaysia has declared National Statistics Day (MyStats Day) on October 20th each year. MyStats Day theme is "Statistics is the Essence of Life".*

Dikeluarkan pada : **28** November **2023**  
Released on

**JABATAN PERANGKAAN MALAYSIA**  
DEPARTMENT OF STATISTICS MALAYSIA

Diterbit dan dicetak oleh / *Published and printed by:*

**Jabatan Perangkaan Malaysia**

***Department of Statistics Malaysia***

Blok C6, Kompleks C,

Pusat Pentadbiran Kerajaan Persekutuan,

62514 Putrajaya,

**MALAYSIA**

Tel. : 03-8885 7000  
Faks : 03-8888 9248  
Portal : <https://www.dosm.gov.my>  
Facebook / X / Instagram / YouTube : StatsMalaysia  
E-mel / *E-mail* : [info@dosm.gov.my](mailto:info@dosm.gov.my) (pertanyaan umum / *general inquiries*)  
[data@dosm.gov.my](mailto:data@dosm.gov.my) (pertanyaan & permintaan data / *data request & enquiries*)

Harga / *Price* : RM15.00

Diterbitkan pada November 2023 / *Published on November 2023*

**Hakcipta terpelihara / *All right reserved***

Tiada bahagian daripada terbitan ini boleh diterbitkan semula, disimpan untuk pengeluaran atau ditukar dalam apa-apa bentuk atau dengan alat apa jua pun kecuali setelah mendapat kebenaran daripada Jabatan Perangkaan Malaysia.

Pengguna yang mengeluarkan sebarang maklumat dari terbitan ini sama ada yang asal atau diolah semula hendaklah meletakkan kenyataan berikut:

“Sumber : Jabatan Perangkaan Malaysia”.

*No part of this publication may be reproduced or distributed in any form or by any means or stored in data base without the prior written permission from Department of Statistics, Malaysia.*

*Users reproducing content of this publication with or without adaptation should quote the following:*

*“Source : Department of Statistics, Malaysia.”*

**ISSN 2180 - 1428**

# KATA PENGANTAR

Penerbitan Indeks Harga Pengeluar (IHPR) Pengeluaran Tempatan merupakan penerbitan bulanan yang memaparkan statistik meliputi lima sektor utama iaitu Pertanian, perhutanan dan perikanan; Perlombongan; Pembuatan; Bekalan elektrik dan gas; dan Bekalan air. IHPR Pengeluaran Tempatan disusun berdasarkan data Survei Harga Pengeluar yang dilaksanakan pada setiap bulan.

IHPR telah disusun buat kali pertama dengan menggunakan tahun 1972 sebagai tahun asas (1972=100), seterusnya diasaskan semula kepada tahun 1978, 1989, 2000, 2005 dan 2010. Bermula bulan rujukan Januari 2018, IHPR masih mengekalkan 2010 sebagai “tempoh rujukan indeks” dengan 2015 sebagai “tempoh rujukan wajaran”

Objektif utama IHPR adalah untuk mengukur purata perubahan harga komoditi yang dikenakan oleh pengeluar tempatan dalam sesuatu industri.

Ringkasan penemuan dan jadual terperinci indeks dipaparkan pada bahagian pertama dan kedua penerbitan. Seterusnya, nota teknikal berkaitan dengan skop dan liputan, konsep dan definisi serta kaedah pengiraan yang digunakan turut dimuatkan di bahagian terakhir dalam penerbitan bagi memudahkan pengguna memahami statistik yang diterbitkan.

Jabatan Perangkaan Malaysia merakamkan penghargaan atas kerjasama semua pihak dalam membekalkan data yang diperlukan dan menyumbang kepada kejayaan penerbitan ini. Sebarang cadangan dan pandangan untuk penambahbaikan penerbitan ini pada masa hadapan amatlah dihargai.

**DATO' SRI DR. MOHD UZIR MAHIDIN**

Ketua Perangkawan Malaysia

November 2023

# **PREFACE**

*The publication of Producer Price Index (PPI) Local Production is a monthly publication that presents statistics covering five main sectors namely Agriculture, forestry and fishing; Mining; Manufacturing; Electricity and gas supply; and Water supply. PPI is compiled based on the data from the Producer Price Survey which is conducted on a monthly basis.*

*The PPI was compiled for the first time using 1972 as the base year (1972=100), subsequently it has been rebased to 1978, 1989, 2000, 2005 and 2010. Commencing in reference month of January 2018, the compilation of PPI maintained 2010 as the “index reference period” with 2015 as “weight reference period”.*

*The main objective of PPI is to measure the average changes in price of commodities charged by domestic producers of an industry.*

*The summary of findings and the detailed index tables are presented in the first and second part of this publication. Additionally, the technical notes related to the scope and coverage, concepts and definitions and the calculation methods used are also included in the final part of this publication to facilitate users to understand the published statistics.*

*The Department of Statistics, Malaysia gratefully acknowledges the cooperation of all parties that have provided the required data and contributed to the success of this publication. All comments and suggestions towards improving this publication in the future are greatly appreciated.*

**DATO' SRI DR. MOHD UZIR MAHIDIN**

*Chief Statistician Malaysia*

*November 2023*

**KALENDAR AWALAN KELUARAN 2023**  
**INDEKS HARGA PENGELUAR PENGELUARAN TEMPATAN**

*ADVANCE RELEASE CALENDAR 2023*  
*PRODUCER PRICE INDEX LOCAL PRODUCTION*

**BULAN RUJUKAN/ REFERENCE MONTH**      **TARIKH/ DATE**

---

**Januari 2023/ January 2023**      **27.02.2023**

**Februari 2023/ February 2023**      **27.03.2023**

**Mac 2023/ March 2023**      **27.04.2023**

**April 2023**      **29.05.2023**

**Mei 2023/ May 2023**      **27.06.2023**

**Jun 2023/ June 2023**      **27.07.2023**

**Julai 2023/ July 2023**      **28.08.2023**

**Ogos 2023/ August 2023**      **26.09.2023**

**September 2023**      **26.10.2023**

**Oktober 2023/ October 2023**      **28.11.2023**

**November 2023**      **27.12.2023**

**Disember 2023/ December 2023**      **29.01.2024**

Muka surat ini sengaja dibiarkan kosong  
*This page is deliberately left blank*

# KANDUNGAN

## CONTENTS

Muka Surat  
Page

|  |                       |
|--|-----------------------|
| <b>Kata Pengantar</b><br><i>Preface</i>  | <b>i</b><br><i>ii</i> |
| <b>Kalendar Awalan Keluaran 2022</b><br><i>Advance Release Calendar 2022</i>   | <b>iii</b>            |
| <b>Ringkasan Penemuan</b><br><i>Summary of Findings</i>  | <b>5</b><br><b>8</b>  |
| <b>Jadual</b><br><i>Tables</i>   |                       |
| <b>1</b><br><b>IHPR (2010=100) Pengeluaran Tempatan, Perubahan Peratus mengikut Sektor (MSIC 2008) dan Peringkat Pemprosesan, Malaysia</b><br><i>PPI (2010=100) Local Production, Percentage Change by Sector (MSIC 2008) and Stage of Processing, Malaysia</i>                                  | <b>13</b>             |
| <b>1.1</b><br><b>IHPR (2010=100) Pengeluaran Tempatan, Perubahan Peratus mengikut Sektor, Bahagian dan Kumpulan (MSIC 2008), Malaysia</b><br><i>PPI (2010=100) Local Production, Percentage Change by Sector, Division and Group (MSIC 2008), Malaysia</i>                                       | <b>14</b>             |
| <b>1.1a</b><br><b>IHPR (2010=100) Pengeluaran Tempatan, Indeks Purata, Perubahan Peratus mengikut Sektor (MSIC 2008) dan Peringkat Pemprosesan, Malaysia</b><br><i>PPI (2010=100) Local Production, Average Index, Percentage Change by Sector (MSIC 2008) and Stage of Processing, Malaysia</i> | <b>21</b>             |
| <b>2</b><br><b>IHPR (2010=100) Pengeluaran Tempatan mengikut Sektor (MSIC 2008), Malaysia</b><br><i>PPI (2010=100) Local Production by Sector (MSIC 2008), Malaysia</i>  | <b>22</b>             |
| <b>2.1</b><br><b>IHPR (2010=100) Pengeluaran Tempatan mengikut Sektor (MSIC 2008), Indeks Asal dan Pelarasan Musim, Malaysia</b><br><i>PPI (2010=100) Local Production by Sector (MSIC 2008), Original and Seasonally Adjusted Index, Malaysia</i>   | <b>23</b>             |
| <b>2.2</b><br><b>Perubahan Peratus IHPR (2010=100) Pengeluaran Tempatan mengikut Sektor (MSIC 2008), Malaysia</b><br><i>Percentage Change of PPI (2010=100) Local Production by Sector (MSIC 2008), Malaysia</i>   | <b>25</b>             |
| <b>3</b><br><b>IHPR (2010=100) Pengeluaran Tempatan mengikut Bahagian (MSIC 2008), Malaysia</b><br><i>PPI (2010=100) Local Production by Division (MSIC 2008), Malaysia</i>  | <b>26</b>             |
| <b>3.1</b><br><b>Perubahan Peratus IHPR (2010=100) Pengeluaran Tempatan mengikut Bahagian (MSIC 2008), Malaysia</b><br><i>Percentage Change of PPI (2010=100) Local Production by Division (MSIC 2008), Malaysia</i>   | <b>32</b>             |
| <b>4</b><br><b>IHPR (2010=100) Pengeluaran Tempatan dan Perubahan Peratus mengikut Peringkat Pemprosesan, Malaysia</b><br><i>PPI (2010=100) Local Production and Percentage Change by Stage of Processing Malaysia</i>   | <b>39</b>             |

# KANDUNGAN

## CONTENTS

|   | Muka Surat<br>Page |
|---|--------------------|
| <b>4.1</b> <b>IHPR (2010=100) Pengeluaran Tempatan mengikut Peringkat Pemprosesan, Malaysia</b><br><i>PPI (2010=100) Local Production by Stage of Processing, Malaysia</i>  | <b>41</b>          |
| <b>4.2</b> <b>Perubahan Peratus IHPR (2010=100) Pengeluaran Tempatan mengikut Peringkat Pemprosesan, Malaysia</b><br><i>Percentage Change of PPI (2010=100) Local Production by Stage of Processing, Malaysia</i>               | <b>46</b>          |
| <b>5</b> <b>IHPR (2010=100) Pengeluaran Tempatan dan Perubahan Peratus mengikut Seksyen Barangan (SITC 4), Malaysia</b><br><i>PPI (2010=100) Local Production and Percentage Change by Commodity Section (SITC 4), Malaysia</i> | <b>51</b>          |
| <b>5.1</b> <b>IHPR (2010=100) Pengeluaran Tempatan mengikut Seksyen Barangan (SITC 4), Malaysia</b><br><i>PPI (2010=100) Local Production by Commodity Section (SITC 4), Malaysia</i>   | <b>52</b>          |
| <b>5.2</b> <b>Perubahan Peratus IHPR (2010=100) Pengeluaran Tempatan mengikut Seksyen Barangan (SITC 4), Malaysia</b><br><i>Percentage Change of PPI (2010=100) Local Production by Commodity Section (SITC 4), Malaysia</i>    | <b>54</b>          |
| <b>6</b> <b>IHPR (2010=100) Pengeluaran Tempatan dan Perubahan Peratus mengikut Sektor (MSIC 2008), Malaysia</b><br><i>PPI (2010=100) Local Production and Percentage Change by Sector (MSIC 2008), Malaysia</i>                | <b>56</b>          |
| <b>7</b> <b>IHPR (2010=100) Pengeluaran Tempatan dan Perubahan Peratus mengikut Seksyen Barangan (SITC 4), Malaysia</b><br><i>PPI (2010=100) Local Production and Percentage Change by Commodity Section (SITC 4), Malaysia</i> | <b>58</b>          |
| <b>8</b> <b>IHPR (2010=100) Pengeluaran Tempatan dan Perubahan Peratus mengikut Peringkat Pemprosesan, Malaysia</b><br><i>PPI (2010=100) Local Production and Percentage Change by Stage of Processing, Malaysia</i>            | <b>62</b>          |
| <b>9</b> <b>IHPR (2010=100) Pengeluaran Tempatan dan Perubahan Peratus mengikut Kumpulan (MSIC 2008), Malaysia</b><br><i>PPI (2010=100) Local Production and Percentage Change by Group (MSIC 2008), Malaysia</i>               | <b>64</b>          |
| <b>Nota Teknikal</b><br><i>Technical Notes</i>  | <b>93</b><br>100   |
| <b>Indeks Harga Pengeluar mengikut Negara Terpilih</b><br><i>Producer Price Index by Selected Countries</i>   | <b>107</b>         |



# RINGKASAN PENEMUAN

*SUMMARY OF FINDINGS*

Muka surat in sengaja dibiarkan kosong  
*This page is deliberately left blank*



# INDEKS HARGA PENGELUAR (IHPR) PENGELUARAN TEMPATAN

Indeks Harga Pengeluar Malaysia menurun negatif

0.3 peratus pada

## OKTOBER 2023

Okt 2023 / Okt 2022  
[ Tahun ke Tahun ]

**-0.3%**

Sept 2023: 0.2%

Okt 2023 / Sept 2023  
[ Bulan ke Bulan ]

**-0.3%**

Sept 2023: 0.9%

### IHPR MENGIKUT SEKTOR

Pertanian, Perhutanan & Perikanan



**3.8%** Sept 2023: 3.2%

**-1.5%** Sept 2023: -1.4%

Perombongan



**0.5%** Sept 2023: 6.9%

**-1.3%** Sept 2023: 5.6%

Pembuatan



**-0.7%** Sept 2023: -0.8%

**-0.1%** Sept 2023: 0.8%

Bekalan Elektrik & Gas



**-0.5%** Sept 2023: 0.5%

**-0.6%** Sept 2023: 0.4%

Bekalan Air



**1.0%** Sept 2023: 0.9%

**0.8%** Sept 2023: -0.4%

### IHPR NEGARA TERPILIH

■ Okt 2023

■ Sept 2023

Amerika Syarikat



**1.3%**

**2.2%**

Jerman



**-11.0%**

**-14.7%**

P.R China



**-2.6%**

**-2.5%**

Thailand



**-2.3%**

**-1.8%**

Jepun



**0.8%**

**2.2%**

Republik Korea



**0.8%**

**1.4%**

Sumber: Laman web rasmi NSO terpilih

### IHPR MENGIKUT PERINGKAT PEMROSESAN



Bahan mentah untuk diproses selanjutnya

**5.3%**

**0.0%**

Sept 2023: 5.4%

Sept 2023: 3.9%

Bahan perantaraan, bekalan & komponen

**-3.0%**

**-0.2%**

Sept 2023: -2.7%

Sept 2023: 0.2%

Barang siap

**2.2%**

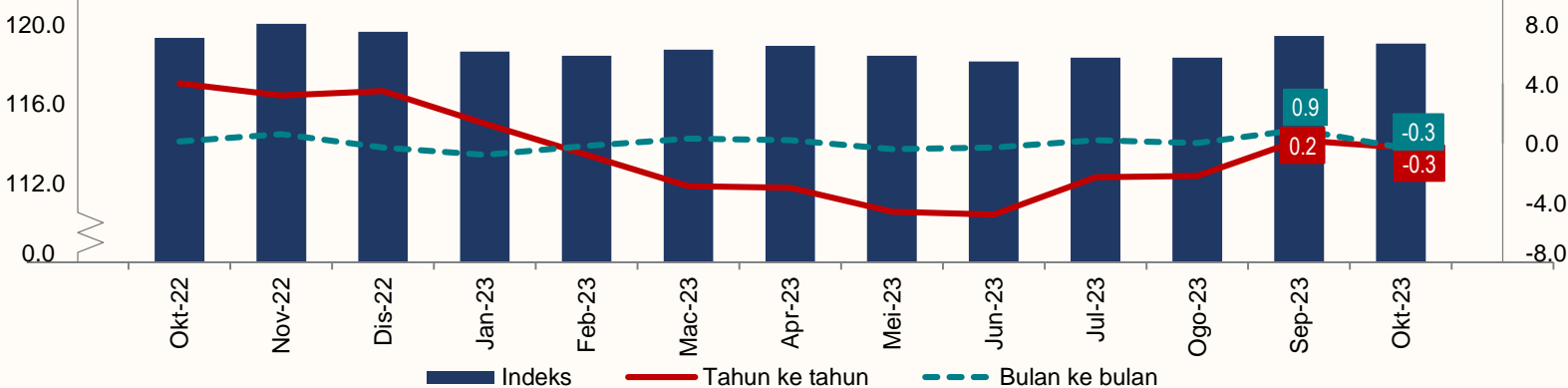
**-0.6%**

Sept 2023: 3.1%

Sept 2023: 0.1%

### IHPR OKT 2022 – OKT 2023

Indeks (2010=100)



Sumber: Indeks Harga Pengeluar (IHPR) Pengeluaran Tempatan, Jabatan Perangkaan Malaysia (DOSM)



# PRODUCER PRICE INDEX (PPI) LOCAL PRODUCTION

Malaysia's Producer Price Index decreased by negative 0.3 per cent in

# OCTOBER 2023

Oct 2023 / Oct 2022  
[ Year-on-Year ]

**-0.3%**

Sept 2023: 0.2%

Oct 2023 / Sept 2023  
[ Month-on-Month ]

**-0.3%**

Sept 2023: 0.9%

## PPI BY SECTOR

### Agriculture, Forestry & Fishing



**3.8%** Sept 2023: 3.2%

**-1.5%** Sept 2023: -1.4%

### Mining



**0.5%** Sept 2023: 6.9%

**-1.3%** Sept 2023: 5.6%

### Manufacturing



**-0.7%** Sept 2023: -0.8%

**-0.1%** Sept 2023: 0.8%

### Electricity & Gas Supply



**-0.5%** Sept 2023: 0.5%

**-0.6%** Sept 2023: 0.4%

### Water Supply



**1.0%** Sept 2023: 0.9%

**0.8%** Sept 2023: -0.4%

## PPI BY STAGE OF PROCESSING



### Crude materials for further processing

**5.3%** Sept 2023: 5.4%

**0.0%** Sept 2023: 3.9%



### Intermediate materials, supplies & components

**-3.0%** Sept 2023: -2.7%

**-0.2%** Sept 2023: 0.2%



### Finished goods

**2.2%** Sept 2023: 3.1%

**-0.6%** Sept 2023: 0.1%

## PPI OF SELECTED COUNTRIES

Oct 2023

Sept 2023

### United States of America



**1.3%**

**2.2%**

### Germany



**-11.0%**

**-14.7%**

### P.R China



**-2.6%**

**-2.5%**

### Thailand



**-2.3%**

**-1.8%**

### Japan



**0.8%**

**2.2%**

### Republic of Korea



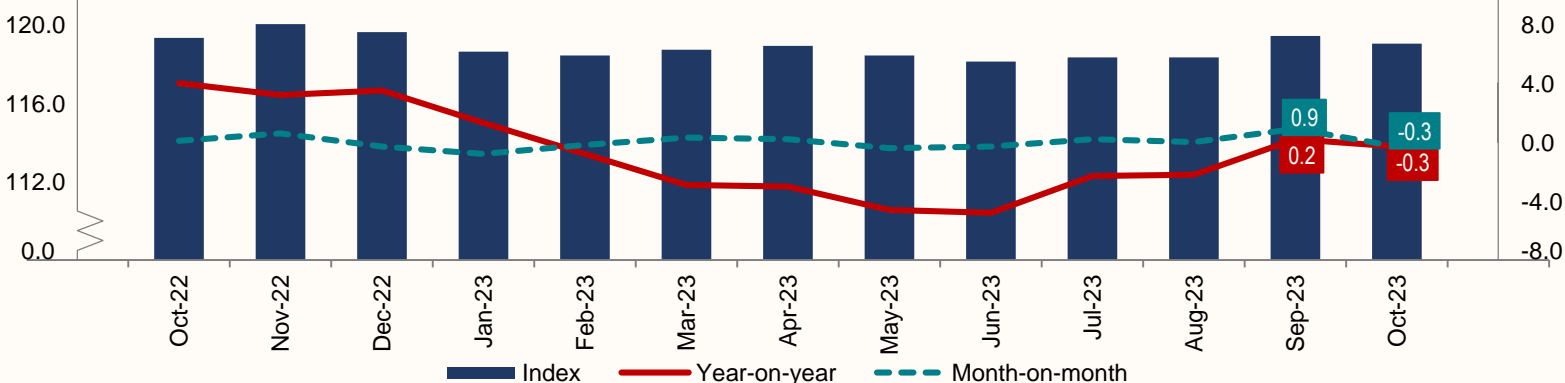
**0.8%**

**1.4%**

Source: Official website of selected NSO's

## PPI OCT 2022 – OCT 2023

Index (2010=100)



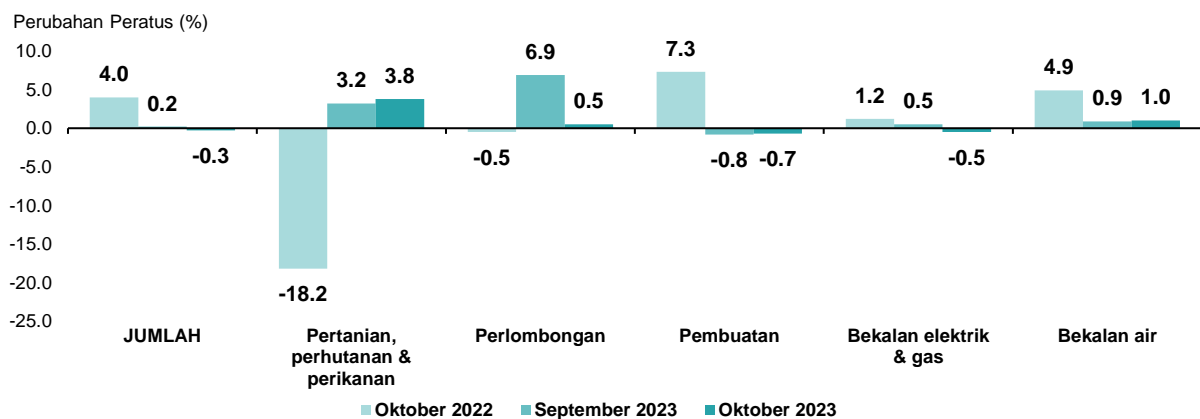
## INDEKS HARGA PENGELUAR (IHPR) PENGELUARAN TEMPATAN OKTOBER 2023

### IHPR PENGELUARAN TEMPATAN MENGIKUT SEKTOR

#### Perubahan Tahun ke Tahun

Indeks Harga Pengeluar Malaysia yang mengukur harga barangan di pintu kilang, turun perlahan sebanyak negatif 0.3 peratus pada Oktober 2023 selepas peningkatan 0.2 peratus pada September 2023. Sektor Pembuatan turun sebanyak negatif 0.7 peratus pada Oktober 2023 (September 2023: -0.8%), membawa kepada penurunan dalam indeks keseluruhan bulan ini. Subsektor yang menyebabkan penurunan ini adalah Pembuatan kok & produk petroleum bertapis (-8.8%), Pembuatan produk makanan (-4.2%) dan Pembuatan bahan kimia & produk kimia (-2.0%). Pada masa yang sama, indeks Bekalan elektrik & gas juga turun negatif 0.5 peratus. Sementara itu, sektor Pertanian, perhutanan & perikanan meningkat 3.8 peratus (September 2023: 3.2%) disebabkan oleh peningkatan dalam indeks Pengeluaran ternakan (4.3%) dan Penanaman tanaman kekal (3.8%). Sektor Perlombongan juga mencatatkan peningkatan kecil 0.5 peratus pada Oktober 2023 berbanding 6.9 peratus pada bulan sebelumnya, disokong oleh indeks Pengekstrakan petroleum mentah (5.6%). Selain itu, indeks bekalan air meningkat sebanyak 1.0 peratus.

**Carta 1: IHPR Pengeluaran Tempatan mengikut Sektor, Malaysia (Tahun ke Tahun)**

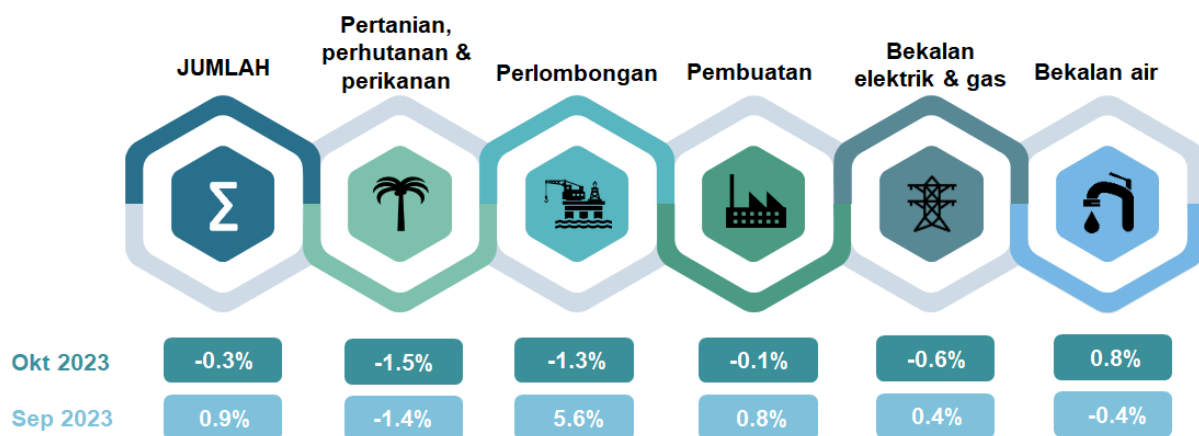


# RINGKASAN PENEMUAN

## Perubahan Bulan ke Bulan

Pada asas bulanan, IHPR Pengeluaran Tempatan menurun sebanyak negatif 0.3 peratus pada Oktober 2023 selepas mencatatkan peningkatan 0.9 peratus pada bulan sebelumnya. Kebanyakan sektor menunjukkan penurunan kecuali sektor Bekalan air yang mencatatkan peningkatan 0.8 peratus. Sektor Pertanian, perhutanan & perikanan turun negatif 1.5 peratus, dipengaruhi oleh indeks Penanaman tanaman kekal (-2.5%). Sektor Perlombongan merosot negatif 1.3 peratus, kesan daripada indeks Pengekstrakan gas asli (-6.6%). Pada masa yang sama, sektor Pembuatan turun perlahan negatif 0.1 peratus disebabkan indeks Pembuatan produk makanan (-0.6%) dan Pembuatan kok & produk petroleum bertapis (-0.6%). Sektor Bekalan elektrik & gas juga turun negatif 0.6 peratus bulan ini.

### Paparan 1: IHPR Pengeluaran Tempatan mengikut Sektor, Malaysia (Bulan ke Bulan)



### IHPR PENGELUARAN TEMPATAN, JANUARI HINGGA OKTOBER 2023

IHPR pengeluaran tempatan bagi tempoh Januari hingga Oktober 2023 mencatatkan penurunan negatif 2.0 peratus berbanding kenaikan 8.6 peratus pada tempoh yang sama tahun sebelumnya. Penurunan ini disebabkan oleh penguncupan indeks Pertanian, perhutanan & perikanan (-16.1%), Perlombongan (-6.1%) dan Pembuatan (-0.1%). Manakala, indeks Bekalan elektrik & gas (0.6%) dan Bekalan air (2.8%) mencatatkan peningkatan.

**Jadual 1: Indeks Purata dan Perubahan Peratus IHPR Pengeluaran Tempatan mengikut Sektor, Malaysia**

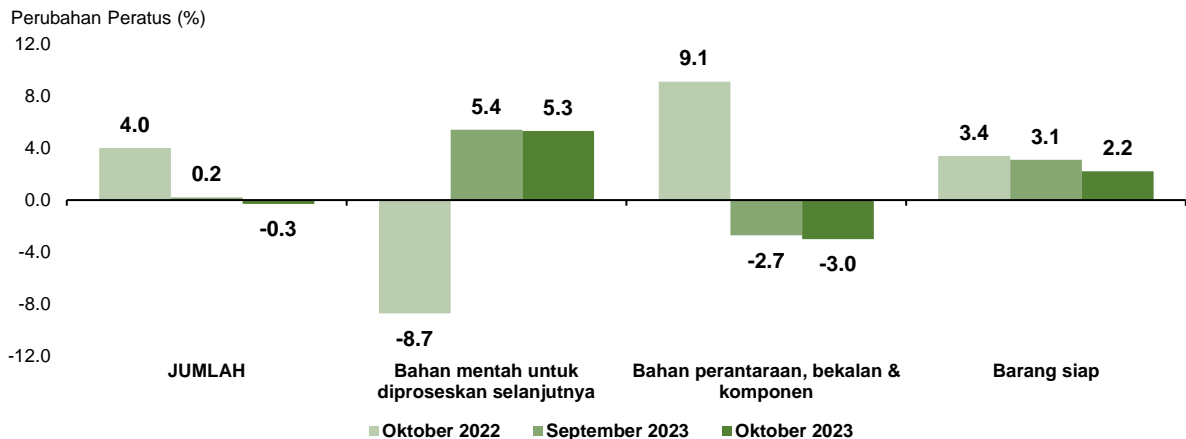
| Sektor                            | Wajaran | Indeks         |                | Perubahan Peratus (%) |
|-----------------------------------|---------|----------------|----------------|-----------------------|
|                                   |         | Jan – Okt 2022 | Jan – Okt 2023 |                       |
| Jumlah                            | 100.00  | 121.0          | 118.6          | -2.0                  |
| Pertanian, perhutanan & perikanan | 6.73    | 149.1          | 125.1          | -16.1                 |
| Perlombongan                      | 7.93    | 104.5          | 98.1           | -6.1                  |
| Pembuatan                         | 81.57   | 120.6          | 120.5          | -0.1                  |
| Bekalan elektrik & gas            | 3.44    | 117.3          | 118.0          | 0.6                   |
| Bekalan air                       | 0.33    | 114.7          | 117.9          | 2.8                   |

## IHPR PENGELUARAN TEMPATAN MENGIKUT PERINGKAT PEMROSESAN

### Perubahan Tahun ke Tahun

Indeks Bahan mentah untuk diproseskan selanjutnya meningkat 5.3 peratus pada Oktober 2023 (September 2023: 5.4%), dengan indeks Bahan bukan makanan dan Bahan makanan & makanan untuk binatang masing-masing mencatatkan peningkatan sebanyak 5.7 peratus dan 3.8 peratus. Indeks Barang siap kekal positif dengan mencatatkan 2.2 peratus (September 2023: 3.1%), disebabkan oleh peningkatan dalam Kelengkapan modal (3.4%) dan Barangan pengguna siap (0.8%). Sebaliknya, indeks Bahan perantaraan, bekalan & komponen turun negatif 3.0 peratus (September 2023: -2.7%) disebabkan oleh indeks Bahan api yang diproses & pelincir (-13.2%) dan Bahan & komponen untuk pembuatan (-2.7%).

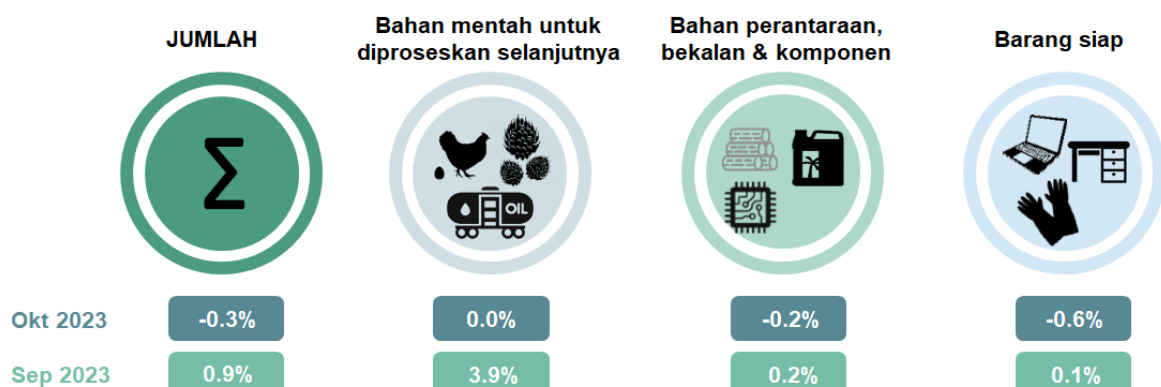
**Carta 2: IHPR Pengeluaran Tempatan mengikut Peringkat Pemprosesan, Malaysia (Tahun ke Tahun)**



### Perubahan Bulan ke Bulan

Pada asas bulanan, indeks Bahan mentah untuk diproseskan selanjutnya merekodkan tiada perubahan pada bulan ini. Walau bagaimanapun, Barang siap menurun sebanyak negatif 0.6 peratus dan Bahan perantaraan, bekalan & komponen juga turun sebanyak negatif 0.2 peratus pada Oktober 2023.

**Paparan 2: IHPR Pengeluaran Tempatan mengikut Peringkat Pemprosesan, Malaysia (Bulan ke Bulan)**



# SUMMARY OF FINDINGS

## PRODUCER PRICE INDEX (PPI)

### LOCAL PRODUCTION

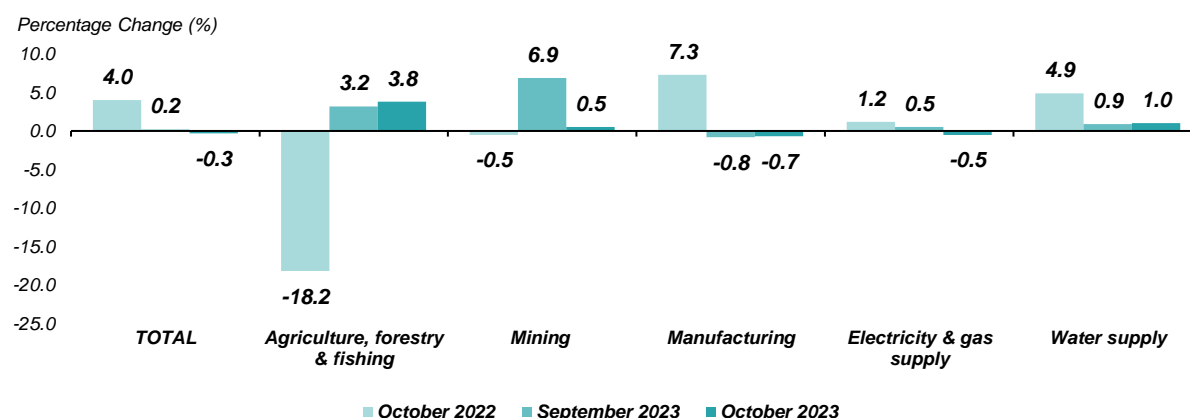
#### OCTOBER 2023

#### PPI LOCAL PRODUCTION BY SECTOR

#### Year-on-Year Change

Malaysia's Producer Price Index, which measures the prices of goods at the factory gate, declined marginally by negative 0.3 per cent in October 2023 after an increase of 0.2 per cent in September 2023. The Manufacturing sector decreased by negative 0.7 per cent in October 2023 (September 2023: -0.8%), leading to the decline in this overall month's index. Subsectors that contributed to the decrease were Manufacture of coke & refined petroleum products (-8.8%), Manufacture of food products (-4.2%) and Manufacture of chemicals & chemical products (-2.0%). At the same time, the Electricity & gas supply index also dropped by negative 0.5 per cent. Meanwhile, the Agriculture, forestry & fishing sector increased by 3.8 per cent (September 2023: 3.2%) due to the increase in Animal production (4.3%) and Growing of perennial crops (3.8%) indices. The Mining sector also recorded a slight increase of 0.5 per cent in October 2023 as opposed to 6.9 per cent in the previous month, supported by the Extraction of crude petroleum (5.6%) index. Furthermore, the Water supply index went up by 1.0 per cent.

Chart 1: PPI Local Production by Sector, Malaysia (Year-on-Year)

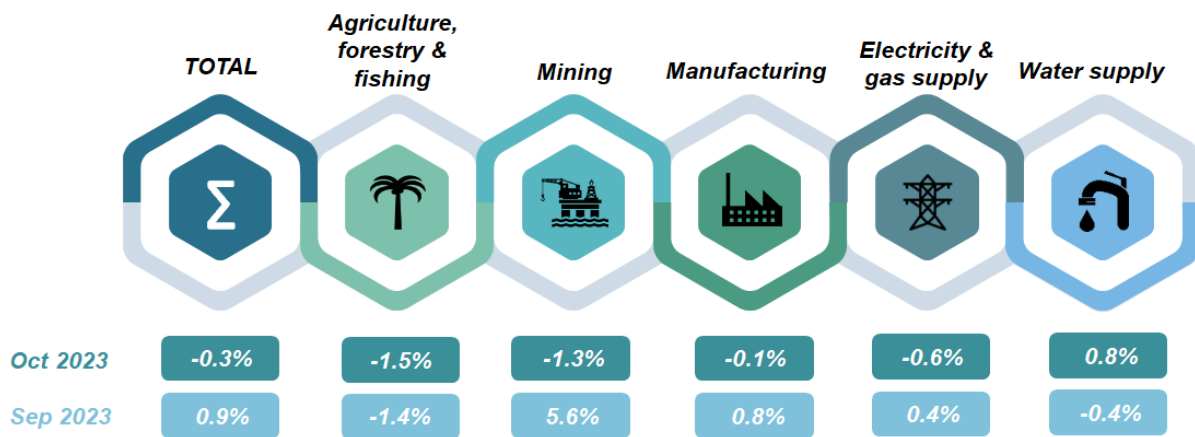


# SUMMARY OF FINDINGS

## Month-on-Month Change

On a monthly basis, PPI Local Production decreased by negative 0.3 per cent in October 2023 after recording a 0.9 per cent increase in the previous month. Most of the sectors posted a decline except the Water supply which recorded an increase of 0.8 per cent. The Agriculture, forestry & fishing sector down by negative 1.5 per cent, affected by the index of Growing of perennial crops (-2.5%). The Mining sector declined by negative 1.3 per cent, attributed to Extraction of natural gas (-6.6%) index. At the same time, the Manufacturing sector went down by negative 0.1 percent due to Manufacture of food products (-0.6%) and Manufacture of coke & refined petroleum products (-0.6%) indices. The Electricity & gas supply sector also inched down by negative 0.6 per cent this month.

**Exhibit 1: PPI Local Production by Sector, Malaysia (Month-on-Month)**



## PPI LOCAL PRODUCTION, JANUARY TO OCTOBER 2023

The PPI local production for the period of January to October 2023 recorded a negative decrease of 2.0 percent compared to an 8.6 percent increase in the same period the previous year. The decrease is due to the contraction of the Agriculture, forestry & fishery (-16.1%), Mining (-6.1%) and Manufacturing (-0.1%) indices. Meanwhile, the indices of Electricity & gas supply (0.6%) and Water supply (2.8%) recorded an increase.

**Table 1: Average Index and Percentage Change of PPI Local Production by Sector, Malaysia**

| Sector                                     | Weight        | Index          |                | Percentage Change (%) |
|--|---------------|----------------|----------------|-----------------------|
|  |               | Jan – Oct 2022 | Jan – Oct 2023 |                       |
| <b>Total</b>                               | <b>100.00</b> | <b>121.0</b>   | <b>118.6</b>   | <b>-2.0</b>           |
| <b>Agriculture, forestry &amp; fishing</b> | <b>6.73</b>   | <b>149.1</b>   | <b>125.1</b>   | <b>-16.1</b>          |
| <b>Mining</b>                              | <b>7.93</b>   | <b>104.5</b>   | <b>98.1</b>    | <b>-6.1</b>           |
| <b>Manufacturing</b>                       | <b>81.57</b>  | <b>120.6</b>   | <b>120.5</b>   | <b>-0.1</b>           |
| <b>Electricity &amp; gas supply</b>        | <b>3.44</b>   | <b>117.3</b>   | <b>118.0</b>   | <b>0.6</b>            |
| <b>Water supply</b>                        | <b>0.33</b>   | <b>114.7</b>   | <b>117.9</b>   | <b>2.8</b>            |

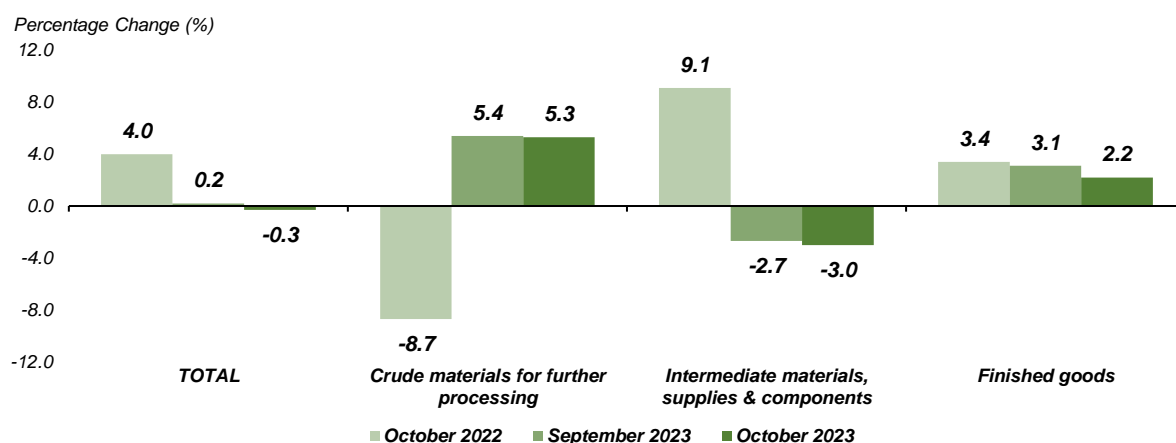
# SUMMARY OF FINDINGS

## PPI LOCAL PRODUCTION BY STAGE OF PROCESSING

### Year-on-Year Change

The Crude materials for further processing index increased by 5.3 per cent in October 2023 (September 2023: 5.4%), with Non-food materials and Foodstuffs & feedstuffs indices posting an increase of 5.7 per cent and 3.8 per cent, respectively. The Finished goods index remained positive to post 2.2 per cent (September 2023: 3.1%), contributed by the increase in Capital equipment (3.4%) and Finished consumer goods (0.8%). By contrast, the Intermediate materials, supplies & components index decreased by negative 3.0 per cent (September 2023: -2.7%) due to Processed fuel & lubricants (-13.2%) and Materials & components for manufacturing (-2.7%) indices.

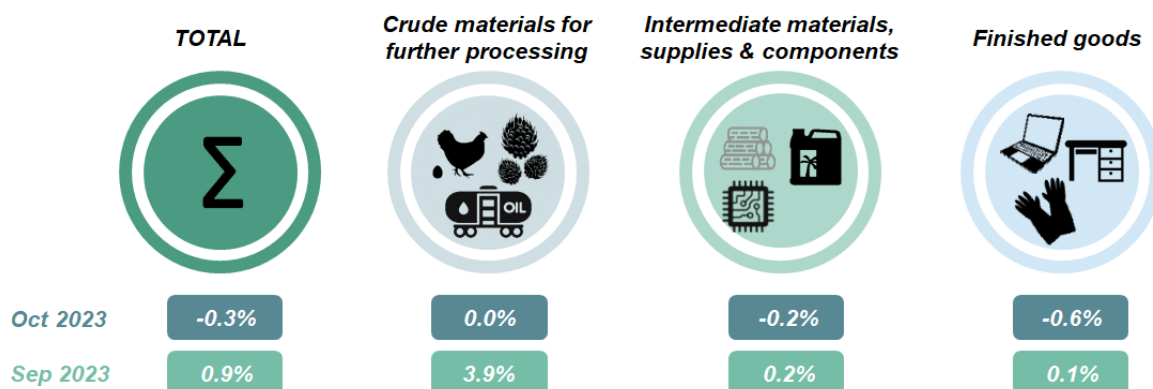
**Chart 2: PPI Local Production by Stage of Processing, Malaysia (Year-on-Year)**



### Month-on-Month Change

On a monthly basis, the Crude materials for further processing recorded no changes in the month. However, Finished goods decreased by negative 0.6 per cent and Intermediate materials, supplies & components declined by negative 0.2 per cent in October 2023.

**Exhibit 2: PPI Local Production by Stage of Processing, Malaysia (Month-on-Month)**





# JADUAL

*TABLES*

Muka surat in sengaja dibiarkan kosong  
*This page is deliberately left blank*

**JADUAL  
TABLE 1**
**IHPR (2010=100) Pengeluaran Tempatan, Perubahan Peratus mengikut Sektor (MSIC 2008) dan Peringkat Pemprosesan, Malaysia**  
*PPI (2010=100) Local Production, Percentage Change by Sector (MSIC 2008) and Stage of Processing, Malaysia*

| Sektor dan Peringkat Pemprosesan<br><i>Sector and Stage of Processing</i>                                | Kod Code | Wajaran Weight | Indeks Index |              |              | Perubahan Peratus Percentage Change |                          |
|--|----------|----------------|--------------|--------------|--------------|-------------------------------------|--------------------------|
|  |          |                | Okt/Oct 2022 | Sept 2023    | Okt/Oct 2023 | Okt/Oct 2023 - Okt/Oct 2022         | Okt/Oct 2023 - Sept 2023 |
| <b>Jumlah Total</b>  |          | <b>100.000</b> | <b>119.3</b> | <b>119.4</b> | <b>119.0</b> | <b>-0.3</b>                         | <b>-0.3</b>              |
| <b>Pertanian, perhutanan dan perikanan</b><br><i>Agriculture, forestry and fishing</i>                   | <b>A</b> | <b>6.730</b>   | 117.2        | 123.4        | 121.6        | 3.8                                 | -1.5                     |
| <b>Perlombongan</b><br><i>Mining</i>   | <b>B</b> | <b>7.927</b>   | 103.4        | 105.3        | 103.9        | 0.5                                 | -1.3                     |
| <b>Pembuatan</b><br><i>Manufacturing</i>   | <b>C</b> | <b>81.571</b>  | 121.5        | 120.8        | 120.7        | -0.7                                | -0.1                     |
| <b>Bekalan elektrik dan gas</b><br><i>Electricity and gas supply</i>                                     | <b>D</b> | <b>3.442</b>   | 118.1        | 118.2        | 117.5        | -0.5                                | -0.6                     |
| <b>Bekalan air</b><br><i>Water supply</i>  | <b>E</b> | <b>0.330</b>   | 117.4        | 117.7        | 118.6        | 1.0                                 | 0.8                      |
| <b>IHPR mengikut Peringkat Pemprosesan</b><br><i>PPI by Stage of Processing</i>                          |          | <b>100.000</b> | <b>119.3</b> | <b>119.4</b> | <b>119.0</b> | <b>-0.3</b>                         | <b>-0.3</b>              |
| <b>Bahan mentah untuk diproseskan selanjutnya</b><br><i>Crude materials for further processing</i>       | <b>1</b> | <b>16.410</b>  | 116.1        | 122.3        | 122.3        | 5.3                                 | 0.0                      |
| <b>Bahan perantaraan, bekalan dan komponen</b><br><i>Intermediate materials, supplies and components</i> | <b>2</b> | <b>56.119</b>  | 128.1        | 124.5        | 124.3        | -3.0                                | -0.2                     |
| <b>Barang siap</b><br><i>Finished goods</i>  | <b>3</b> | <b>27.471</b>  | 103.9        | 106.8        | 106.2        | 2.2                                 | -0.6                     |

**JADUAL  
TABLE 1.1**

**IHPR (2010=100) Pengeluaran Tempatan, Perubahan Peratus mengikut Sektor, Bahagian dan Kumpulan (MSIC 2008), Malaysia**  
*PPI (2010=100) Local Production, Percentage Change by Sector, Division and Group (MSIC 2008), Malaysia*

| Sektor, Bahagian dan Kumpulan<br><i>Sector, Division and Group</i>  | Kod<br><i>Code</i> | Wajaran<br><i>Weight</i> | Indeks<br><i>Index</i> |              |                 | Perubahan Peratus<br><i>Percentage Change</i> |                             |
|---|--------------------|--------------------------|------------------------|--------------|-----------------|---|-----------------------------|
|   |                    |                          | Okt/Oct<br>2022        | Sept<br>2023 | Okt/Oct<br>2023 | Okt/Oct 2023 -<br>Okt/Oct 2022                | Okt/Oct 2023 -<br>Sept 2023 |
| <b>Jumlah<br/><i>Total</i></b>  |                    | <b>100.000</b>           | <b>119.3</b>           | <b>119.4</b> | <b>119.0</b>    | <b>-0.3</b>                                   | <b>-0.3</b>                 |
| <b>Pertanian, perhutanan dan perikanan<br/><i>Agriculture, forestry and fishing</i></b>   | <b>A</b>           | <b>6.730</b>             | <b>117.2</b>           | <b>123.4</b> | <b>121.6</b>    | <b>3.8</b>                                    | <b>-1.5</b>                 |
| <b>Pengeluaran tanaman dan ternakan, pemburuan<br/>dan aktiviti perkhidmatan berkaitan<br/><i>Crop and animal production, hunting and<br/>related services activities</i></b> | <b>01</b>          | <b>5.714</b>             | <b>109.4</b>           | <b>115.4</b> | <b>113.2</b>    | <b>3.5</b>                                    | <b>-1.9</b>                 |
| Penanaman tanaman tidak kekal<br><i>Growing of non-perennial crops</i>  | 011                | 0.436                    | 142.0                  | 139.1        | 137.9           | -2.9  | -0.9                        |
| Penanaman tanaman kekal<br><i>Growing of perennial crops</i>  | 012                | 3.934                    | 103.4                  | 110.1        | 107.3           | 3.8   | -2.5                        |
| Pengeluaran ternakan<br><i>Animal production</i>  | 014                | 1.344                    | 135.3                  | 141.0        | 141.1           | 4.3   | 0.1                         |
| <b>Perhutanan dan pembalakan<br/><i>Forestry and logging</i></b>  | <b>02</b>          | <b>0.410</b>             | <b>174.7</b>           | <b>182.3</b> | <b>183.9</b>    | <b>5.3</b>                                    | <b>0.9</b>                  |
| Pembalakan<br><i>Logging</i>  | 022                | 0.410                    | 174.7                  | 182.3        | 183.9           | 5.3   | 0.9                         |
| <b>Perikanan dan akuakultur<br/><i>Fishing and aquaculture</i></b>  | <b>03</b>          | <b>0.606</b>             | <b>148.0</b>           | <b>153.9</b> | <b>155.7</b>    | <b>5.2</b>                                    | <b>1.2</b>                  |
| Perikanan<br><i>Fishing</i>   | 031                | 0.508                    | 152.7                  | 159.6        | 161.9           | 6.0   | 1.4                         |
| Akuakultur<br><i>Aquaculture</i>  | 032                | 0.098                    | 140.0                  | 141.4        | 141.0           | 0.7   | -0.3                        |
| <b>Perlombongan<br/><i>Mining</i></b>   | <b>B</b>           | <b>7.927</b>             | <b>103.4</b>           | <b>105.3</b> | <b>103.9</b>    | <b>0.5</b>                                    | <b>-1.3</b>                 |
| <b>Pengekstrakan petroleum mentah dan gas asli<br/><i>Extraction of crude petroleum and natural gas</i></b>   | <b>06</b>          | <b>7.927</b>             | <b>103.4</b>           | <b>105.3</b> | <b>103.9</b>    | <b>0.5</b>                                    | <b>-1.3</b>                 |
| Pengekstrakan petroleum mentah<br><i>Extraction of crude petroleum</i>  | 061                | 5.782                    | 98.6                   | 103.7        | 104.1           | 5.6   | 0.4                         |
| Pengekstrakan gas asli<br><i>Extraction of natural gas</i>  | 062                | 2.145                    | 126.0                  | 115.9        | 108.2           | -14.1   | -6.6                        |

**JADUAL  
TABLE 1.1**
**IHPR (2010=100) Pengeluaran Tempatan, Perubahan Peratus mengikut Sektor, Bahagian dan Kumpulan (MSIC 2008), Malaysia (samb.)**
*PPI (2010=100) Local Production, Percentage Change by Sector, Division and Group (MSIC 2008), Malaysia (cont'd)*

| Sektor, Bahagian dan Kumpulan<br><i>Sector, Division and Group</i>  | Kod<br><i>Code</i> | Wajaran<br><i>Weight</i> | Indeks<br><i>Index</i> |              |                 | Perubahan Peratus<br><i>Percentage Change</i> |                             |
|---|--------------------|--------------------------|------------------------|--------------|-----------------|---|-----------------------------|
|   |                    |                          | Okt/Oct<br>2022        | Sept<br>2023 | Okt/Oct<br>2023 | Okt/Oct 2023 -<br>Okt/Oct 2022                | Okt/Oct 2023 -<br>Sept 2023 |
| <b>Pembuatan</b><br><i>Manufacturing</i>  | <b>C</b>           | <b>81.571</b>            | <b>121.5</b>           | <b>120.8</b> | <b>120.7</b>    | <b>-0.7</b>                                   | <b>-0.1</b>                 |
| <b>Pembuatan produk makanan</b><br><i>Manufacture of food products</i>  | <b>10</b>          | <b>14.531</b>            | <b>123.7</b>           | <b>119.2</b> | <b>118.5</b>    | <b>-4.2</b>                                   | <b>-0.6</b>                 |
| Pemprosesan dan pengawetan daging<br><i>Processing and preserving of meat</i>   | 101                | 0.392                    | 127.0                  | 132.4        | 131.5           | 3.5   | -0.7                        |
| Pemprosesan dan pengawetan ikan, krustasea dan moluska<br><i>Processing and preserving of fish, crustaceans and molluscs</i>  | 102                | 0.257                    | 115.6                  | 120.2        | 122.4           | 5.9   | 1.8                         |
| Pemprosesan dan pengawetan buah-buahan dan sayur-sayuran<br><i>Processing and preserving of fruit and vegetables</i>          | 103                | 0.089                    | 108.8                  | 114.9        | 115.9           | 6.5   | 0.9                         |
| Pembuatan minyak dan lemak daripada sayuran dan haiwan<br><i>Manufacture of vegetable and animal oils and fats</i>            | 104                | 9.956                    | 121.9                  | 114.4        | 113.4           | -7.0  | -0.9                        |
| Pembuatan produk tenusu<br><i>Manufacture of dairy products</i>   | 105                | 0.661                    | 140.4                  | 141.1        | 138.2           | -1.6  | -2.1                        |
| Pembuatan produk bijian, kanji dan produk berkanji<br><i>Manufacture of grain mill products, starches and starch products</i> | 106                | 0.444                    | 125.3                  | 130.6        | 132.7           | 5.9   | 1.6                         |
| Pembuatan produk makanan lain<br><i>Manufacture of other food products</i>  | 107                | 2.078                    | 118.7                  | 122.1        | 122.9           | 3.5   | 0.7                         |
| Pembuatan makanan haiwan tersedia<br><i>Manufacture of prepared animal feeds</i>  | 108                | 0.654                    | 143.3                  | 143.0        | 141.9           | -1.0  | -0.8                        |
| <b>Pembuatan minuman</b><br><i>Manufacture of beverages</i>   | <b>11</b>          | <b>0.671</b>             | <b>105.9</b>           | <b>107.2</b> | <b>106.0</b>    | <b>0.1</b>                                    | <b>-1.1</b>                 |
| Pembuatan minuman ringan<br><i>Manufacture of beverages</i>   | 110                | 0.671                    | 105.9                  | 107.2        | 106.0           | 0.1   | -1.1                        |
| <b>Pembuatan produk tembakau</b><br><i>Manufacture of tobacco products</i>  | <b>12</b>          | <b>0.306</b>             | <b>116.4</b>           | <b>117.2</b> | <b>117.2</b>    | <b>0.7</b>                                    | <b>0.0</b>                  |
| Pembuatan produk tembakau<br><i>Manufacture of tobacco products</i>   | 120                | 0.306                    | 116.4                  | 117.2        | 117.2           | 0.7   | 0.0                         |
| <b>Pembuatan tekstil</b><br><i>Manufacture of textiles</i>  | <b>13</b>          | <b>0.634</b>             | <b>101.1</b>           | <b>103.3</b> | <b>103.9</b>    | <b>2.8</b>                                    | <b>0.6</b>                  |
| Pemintalan, penununan dan penyiapan tekstil<br><i>Spinning, weaving and finishing of textiles</i>                             | 131                | 0.440                    | 101.1                  | 103.6        | 103.6           | 2.5   | 0.0                         |

| Sektor, Bahagian dan Kumpulan<br>Sector, Division and Group   | Kod<br>Code | Wajaran<br>Weight | Indeks<br>Index |              |                 | Perubahan Peratus<br>Percentage Change |                             |
|---|-------------|-------------------|-----------------|--------------|-----------------|--|-----------------------------|
|   |             |                   | Okt/Oct<br>2022 | Sept<br>2023 | Okt/Oct<br>2023 | Okt/Oct 2023 -<br>Okt/Oct 2022         | Okt/Oct 2023 -<br>Sept 2023 |
| Pembuatan tekstil lain<br><i>Manufacture of other textiles</i>  | 139         | 0.194             | 101.1           | 102.9        | 104.5           | 3.4                                    | 1.6                         |
| <b>Pembuatan pakaian</b><br><i>Manufacture of wearing apparel</i>   | <b>14</b>   | <b>0.550</b>      | <b>101.5</b>    | <b>109.0</b> | <b>109.7</b>    | <b>8.1</b>                             | <b>0.6</b>                  |
| Pembuatan pakaian, kecuali pakaian berbulu<br><i>Manufacture of wearing apparel, except fur apparel</i>   | 141         | 0.526             | 101.6           | 109.3        | 110.0           | 8.3                                    | 0.6                         |
| Pembuatan artikel daripada kulit bulu<br><i>Manufacture of articles of fur</i>  | 142         | 0.004             | 99.3            | 87.0         | 88.8            | -10.6                                  | 2.1                         |
| Pembuatan pakaian yang dikait dan dikrusye<br><i>Manufacture of knitted and crocheted apparel</i>   | 143         | 0.020             | 100.5           | 104.8        | 104.8           | 4.3                                    | 0.0                         |
| <b>Pembuatan produk kulit dan barangan berkaitan</b><br><i>Manufacture of leather and related products</i>  | <b>15</b>   | <b>0.138</b>      | <b>102.5</b>    | <b>104.3</b> | <b>102.2</b>    | <b>-0.3</b>                            | <b>-2.0</b>                 |
| Penyamakan dan pembersihan kulit, pembuatan bagasi, beg tangan, pelana dan abah-abah; pembersihan dan pewarnaan bulu<br><i>Tanning and dressing of leather, manufacture of luggage, handbags, saddlery and harness; dressing and dyeing of fur</i>            | 151         | 0.065             | 104.9           | 96.7         | 92.6            | -11.7                                  | -4.2                        |
| Pembuatan kasut<br><i>Manufacture of footwear</i>   | 152         | 0.073             | 101.9           | 111.7        | 111.2           | 9.1                                    | -0.4                        |
| <b>Pembuatan kayu dan produk kayu dan gabus, kecuali perabot; pembuatan bagi artikel jerami dan bahan-bahan anyaman</b><br><i>Manufacture of wood of products of wood and cork, except furniture; manufacture of articles of straw and plaiting materials</i> | <b>16</b>   | <b>1.678</b>      | <b>147.1</b>    | <b>144.3</b> | <b>144.8</b>    | <b>-1.6</b>                            | <b>0.3</b>                  |
| Pengilangan dan pengetaman kayu<br><i>Sawmilling and planing of wood</i>  | 161         | 0.417             | 151.2           | 153.2        | 152.0           | 0.5                                    | -0.8                        |
| Pembuatan produk daripada kayu, gabus, jerami dan bahan jalinan lain<br><i>Manufacture of products of wood, cork, straw and plaiting materials</i>  | 162         | 1.261             | 142.4           | 138.3        | 139.2           | -2.2                                   | 0.7                         |
| <b>Pembuatan kertas dan produk kertas</b><br><i>Manufacture of paper and paper products</i>   | <b>17</b>   | <b>1.229</b>      | <b>125.8</b>    | <b>119.6</b> | <b>118.6</b>    | <b>-5.7</b>                            | <b>-0.8</b>                 |
| Pembuatan kertas dan produk kertas<br><i>Manufacture of paper and paper products</i>  | 170         | 1.229             | 125.8           | 119.6        | 118.6           | -5.7                                   | -0.8                        |
| <b>Percetakan dan penerbitan semula media rakaman</b><br><i>Printing and reproduction of recorded media</i>   | <b>18</b>   | <b>0.723</b>      | <b>97.5</b>     | <b>94.3</b>  | <b>94.8</b>     | <b>-2.8</b>                            | <b>0.5</b>                  |
| Percetakan dan aktiviti perkhidmatan berkaitan percetakan<br><i>Printing and service activities related to printing</i>   | 181         | 0.723             | 97.5            | 94.3         | 94.8            | -2.8                                   | 0.5                         |

**JADUAL  
TABLE 1.1**
**IHPR (2010=100) Pengeluaran Tempatan, Perubahan Peratus mengikut Sektor, Bahagian dan Kumpulan (MSIC 2008), Malaysia (samb.)**  
*PPI (2010=100) Local Production, Percentage Change by Sector, Division and Group (MSIC 2008), Malaysia (cont'd)*

| Sektor, Bahagian dan Kumpulan<br><i>Sector, Division and Group</i>  | Kod<br><i>Code</i> | Wajaran<br><i>Weight</i> | Indeks<br><i>Index</i> |              |                 | Perubahan Peratus<br><i>Percentage Change</i> |                             |
|---|--------------------|--------------------------|------------------------|--------------|-----------------|---|-----------------------------|
|   |                    |                          | Okt/Oct<br>2022        | Sept<br>2023 | Okt/Oct<br>2023 | Okt/Oct 2023 -<br>Okt/Oct 2022                | Okt/Oct 2023 -<br>Sept 2023 |
| <b>Pembuatan kok dan produk petroleum bertapis</b><br><i>Manufacture of coke and refined petroleum products</i>   | <b>19</b>          | <b>10.038</b>            | <b>167.5</b>           | <b>153.7</b> | <b>152.8</b>    | <b>-8.8</b>                                   | <b>-0.6</b>                 |
| Pembuatan produk petroleum bertapis<br><i>Manufacture of refined petroleum products</i>   | 192                | 10.038                   | 167.5                  | 153.7        | 152.8           | -8.8  | -0.6                        |
| <b>Pembuatan kimia dan produk kimia</b><br><i>Manufacture of chemicals and chemical products</i>  | <b>20</b>          | <b>6.691</b>             | <b>124.4</b>           | <b>120.3</b> | <b>121.9</b>    | <b>-2.0</b>                                   | <b>1.3</b>                  |
| Pembuatan kimia asas, baja dan sebatian nitrogen, plastik dan getah sintetik dalam bentuk primer<br><i>Manufacture of basic chemicals, fertilizer and nitrogen compounds, plastic and synthetic rubber in primary forms</i> | 201                | 5.285                    | 125.8                  | 120.5        | 122.7           | -2.5  | 1.8                         |
| Pembuatan produk kimia lain<br><i>Manufacture of other chemical products</i>  | 202                | 1.370                    | 120.4                  | 119.2        | 119.3           | -0.9  | 0.1                         |
| Pembuatan serat buatan manusia<br><i>Manufacture of man-made fibres</i>   | 203                | 0.036                    | 102.8                  | 135.6        | 135.5           | 31.8  | -0.1                        |
| <b>Pembuatan produk farmaseutikal asas, kimia perubatan dan botani</b><br><i>Manufacture of basic pharmaceutical products and pharmaceutical preparations</i>   | <b>21</b>          | <b>0.287</b>             | <b>117.4</b>           | <b>123.5</b> | <b>123.8</b>    | <b>5.5</b>                                    | <b>0.2</b>                  |
| Pembuatan produk farmaseutikal, kimia perubatan dan botani<br><i>Manufacture of pharmaceutical, medical chemical and botanical products</i>   | 210                | 0.287                    | 117.4                  | 123.5        | 123.8           | 5.5   | 0.2                         |
| <b>Pembuatan produk getah dan plastik</b><br><i>Manufacture of rubber and plastics products</i>   | <b>22</b>          | <b>4.744</b>             | <b>101.7</b>           | <b>100.7</b> | <b>101.4</b>    | <b>-0.3</b>                                   | <b>0.7</b>                  |
| Pembuatan produk getah<br><i>Manufacture of rubber products</i>   | 221                | 2.474                    | 93.2                   | 90.3         | 91.5            | -1.8  | 1.3                         |
| Pembuatan produk plastik<br><i>Manufacture of plastics products</i>   | 222                | 2.270                    | 113.0                  | 114.4        | 114.6           | 1.4   | 0.2                         |
| <b>Pembuatan produk galian bukan logam lain</b><br><i>Manufacture of other non-metallic mineral products</i>  | <b>23</b>          | <b>2.930</b>             | <b>112.1</b>           | <b>115.1</b> | <b>114.5</b>    | <b>2.1</b>                                    | <b>-0.5</b>                 |
| Pembuatan kaca dan produk kaca<br><i>Manufacture of glass and glass products</i>  | 231                | 0.365                    | 123.6                  | 116.8        | 115.5           | -6.6  | -1.1                        |
| Pembuatan pengeluaran galian bukan logam t.t.t.l.<br><i>Manufacture of non-metallic mineral products n.e.c.</i>   | 239                | 2.565                    | 109.8                  | 114.1        | 113.7           | 3.6   | -0.4                        |
| <b>Pembuatan logam asas</b><br><i>Manufacture of basic metals</i>   | <b>24</b>          | <b>3.064</b>             | <b>118.1</b>           | <b>120.1</b> | <b>120.1</b>    | <b>1.7</b>                                    | <b>0.0</b>                  |
| Pembuatan besi dan keluli asas<br><i>Manufacture of basic iron and steel</i>  | 241                | 1.866                    | 113.0                  | 114.9        | 114.3           | 1.2   | -0.5                        |

**JADUAL  
TABLE 1.1**

**IHPR (2010=100) Pengeluaran Tempatan, Perubahan Peratus mengikut Sektor, Bahagian dan Kumpulan (MSIC 2008), Malaysia (samb.)**  
*PPI (2010=100) Local Production, Percentage Change by Sector, Division and Group (MSIC 2008), Malaysia (cont'd)*

| Sektor, Bahagian dan Kumpulan<br><i>Sector, Division and Group</i>  | Kod<br><i>Code</i> | Wajaran<br><i>Weight</i> | Indeks<br><i>Index</i> |              |                 | Perubahan Peratus<br><i>Percentage Change</i> |                             |
|---|--------------------|--------------------------|------------------------|--------------|-----------------|---|-----------------------------|
|   |                    |                          | Okt/Oct<br>2022        | Sept<br>2023 | Okt/Oct<br>2023 | Okt/Oct 2023 -<br>Okt/Oct 2022                | Okt/Oct 2023 -<br>Sept 2023 |
| Pembuatan logam asas berharga dan logam bukan ferus lain<br><i>Manufacture of basic precious and other non-ferrous metals</i>   | 242                | 1.035                    | 127.0                  | 127.7        | 128.2           | 0.9   | 0.4                         |
| Penuangan logam<br><i>Casting of metals</i>   | 243                | 0.163                    | 121.1                  | 133.0        | 136.1           | 12.4  | 2.3                         |
| <b>Pembuatan produk logam, kecuali mesin dan kelengkapan</b><br><i>Manufacture of fabricated metal products, except machinery and equipment</i>   | <b>25</b>          | <b>3.620</b>             | <b>109.9</b>           | <b>113.5</b> | <b>113.1</b>    | <b>2.9</b>                                    | <b>-0.4</b>                 |
| Pembuatan produk struktur logam, tangki, takungan dan penjana wap<br><i>Manufacture of structural metal products, tanks, reservoirs and steam generators</i>                            | 251                | 1.354                    | 105.0                  | 105.3        | 103.8           | -1.1  | -1.4                        |
| Pembuatan senjata dan peluru<br><i>Manufacture of weapons and ammunition</i>  | 252                | 0.015                    | 109.9                  | 113.5        | 113.1           | 2.9   | -0.4                        |
| Pembuatan produk lain yang direka daripada logam; aktiviti perkhidmatan kerja logam<br><i>Manufacture of other fabricated metal products; metal working services activities</i>         | 259                | 2.251                    | 113.1                  | 118.7        | 118.8           | 5.0   | 0.1                         |
| <b>Pembuatan komputer, produk elektronik dan optikal</b><br><i>Manufacture of computer, electronic and optical products</i>   | <b>26</b>          | <b>18.788</b>            | <b>109.0</b>           | <b>114.6</b> | <b>114.6</b>    | <b>5.1</b>                                    | <b>0.0</b>                  |
| Pembuatan komponen dan papan elektronik<br><i>Manufacture of electronic components and boards</i>   | 261                | 10.631                   | 123.4                  | 130.4        | 131.4           | 6.5   | 0.8                         |
| Pembuatan komputer dan kelengkapan peranti<br><i>Manufacture of computers and peripheral equipment</i>  | 262                | 2.647                    | 91.9                   | 101.8        | 95.6            | 4.0   | -6.1                        |
| Pembuatan peralatan komunikasi<br><i>Manufacture of communication equipment</i>   | 263                | 1.081                    | 124.7                  | 124.0        | 130.8           | 4.9   | 5.5                         |
| Pembuatan peralatan elektronik pengguna<br><i>Manufacture of consumer electronics</i>   | 264                | 3.464                    | 83.0                   | 80.0         | 80.1            | -3.5  | 0.1                         |
| Pembuatan kelengkapan mengukur, menguji, memandu arah dan kawalan, jam tangan dan jam<br><i>Manufacture of measuring, testing, navigating and control equipment; watches and clocks</i> | 265                | 0.551                    | 62.6                   | 72.1         | 74.1            | 18.4  | 2.8                         |
| Pembuatan peralatan penyinaran, perubahan elektro dan elektroterapeutik<br><i>Manufacture of irradiation, electromedical and electrotherapeutic equipment</i>                           | 266                | 0.312                    | 149.8                  | 163.2        | 159.3           | 6.3   | -2.4                        |
| Pembuatan instrumen optikal dan kelengkapan fotografi<br><i>Manufacture of optical instruments and photographic equipment</i>   | 267                | 0.098                    | 121.0                  | 163.6        | 155.5           | 28.5  | -5.0                        |
| Pembuatan media magnetik dan optikal<br><i>Manufacture of magnetic and optical media</i>  | 268                | 0.004                    | 107.5                  | 107.5        | 107.5           | 0.0   | 0.0                         |

**JADUAL  
TABLE 1.1**

**IHPR (2010=100) Pengeluaran Tempatan, Perubahan Peratus mengikut Sektor, Bahagian dan Kumpulan (MSIC 2008), Malaysia (samb.)**  
*PPI (2010=100) Local Production, Percentage Change by Sector, Division and Group (MSIC 2008), Malaysia (cont'd)*

| Sektor, Bahagian dan Kumpulan<br><i>Sector, Division and Group</i>   | Kod<br><i>Code</i> | Wajaran<br><i>Weight</i> | Indeks<br><i>Index</i> |              |                 | Perubahan Peratus<br><i>Percentage Change</i> |                             |
|--|--------------------|--------------------------|------------------------|--------------|-----------------|---|-----------------------------|
|  |                    |                          | Okt/Oct<br>2022        | Sept<br>2023 | Okt/Oct<br>2023 | Okt/Oct 2023 -<br>Okt/Oct 2022                | Okt/Oct 2023 -<br>Sept 2023 |
| <b>Pembuatan kelengkapan elektrik</b><br><i>Manufacture of electrical equipment</i>  | <b>27</b>          | <b>2.577</b>             | <b>116.7</b>           | <b>120.3</b> | <b>121.6</b>    | <b>4.2</b>                                    | <b>1.1</b>                  |
| Pembuatan motor elektrik, penjana, transformer dan perkakasan pengagihan dan pengawalan elektrik<br><i>Manufacture of electric motors, generators, transformers and electricity distribution and control apparatus</i> | 271                | 0.647                    | 115.5                  | 125.3        | 127.7           | 10.6  | 1.9                         |
| Pembuatan bateri dan akumulator<br><i>Manufacture of batteries and accumulators</i>  | 272                | 0.236                    | 142.9                  | 158.4        | 160.0           | 12.0  | 1.0                         |
| Pembuatan pendawaian dan peranti pendawaian<br><i>Manufacture of wiring and wiring devices</i>   | 273                | 0.783                    | 107.2                  | 103.3        | 104.0           | -3.0  | 0.7                         |
| Pembuatan kelengkapan pencahayaan elektrik<br><i>Manufacture of electric lighting equipment</i>  | 274                | 0.063                    | 127.5                  | 135.0        | 137.1           | 7.5   | 1.6                         |
| Pembuatan perkakasan domestik<br><i>Manufacture of domestic appliances</i>   | 275                | 0.530                    | 114.7                  | 117.2        | 116.5           | 1.6   | -0.6                        |
| Pembuatan kelengkapan elektrik lain<br><i>Manufacture of other electrical equipment</i>  | 279                | 0.318                    | 124.9                  | 127.9        | 131.8           | 5.5   | 3.0                         |
| <b>Pembuatan jentera dan peralatan t.t.t.l.</b><br><i>Manufacture of machinery and equipment n.e.c.</i>  | <b>28</b>          | <b>2.058</b>             | <b>104.0</b>           | <b>97.4</b>  | <b>97.3</b>     | <b>-6.4</b>                                   | <b>-0.1</b>                 |
| Pembuatan jentera kegunaan umum<br><i>Manufacture of general - purpose machinery</i>   | 281                | 1.257                    | 106.7                  | 101.4        | 101.5           | -4.9  | 0.1                         |
| Pembuatan jentera kegunaan khas<br><i>Manufacture of special - purpose machinery</i>   | 282                | 0.801                    | 100.0                  | 91.4         | 91.0            | -9.0  | -0.4                        |
| <b>Pembuatan kenderaan bermotor, treler dan semi treler</b><br><i>Manufacture of motor vehicles, trailers and semi trailers</i>  | <b>29</b>          | <b>3.963</b>             | <b>110.9</b>           | <b>122.7</b> | <b>123.6</b>    | <b>11.5</b>                                   | <b>0.7</b>                  |
| Pembuatan kenderaan bermotor<br><i>Manufacture of motor vehicles</i>   | 291                | 2.315                    | 104.8                  | 120.4        | 121.5           | 15.9  | 0.9                         |
| Pembuatan kerangka (coachwork) untuk kenderaan bermotor, pembuatan treler dan semi treler<br><i>Manufacture of bodies (coachwork) for motor vehicles; manufacture of trailers and semi-trailers</i>                    | 292                | 0.095                    | 109.0                  | 111.5        | 112.4           | 3.1   | 0.8                         |
| Pembuatan alat ganti dan aksesori untuk kenderaan bermotor<br><i>Manufacture of parts and accessories for motor vehicles</i>   | 293                | 1.553                    | 121.7                  | 128.3        | 128.9           | 5.9   | 0.5                         |

**JADUAL  
TABLE 1.1**

**IHPR (2010=100) Pengeluaran Tempatan, Perubahan Peratus mengikut Sektor, Bahagian dan Kumpulan (MSIC 2008), Malaysia (samb.)**  
*PPI (2010=100) Local Production, Percentage Change by Sector, Division and Group (MSIC 2008), Malaysia (cont'd)*

| Sektor, Bahagian dan Kumpulan<br><i>Sector, Division and Group</i>   | Kod<br><i>Code</i> | Wajaran<br><i>Weight</i> | Indeks<br><i>Index</i> |              |                 | Perubahan Peratus<br><i>Percentage Change</i> |                             |
|--|--------------------|--------------------------|------------------------|--------------|-----------------|---|-----------------------------|
|  |                    |                          | Okt/Oct<br>2022        | Sept<br>2023 | Okt/Oct<br>2023 | Okt/Oct 2023 -<br>Okt/Oct 2022                | Okt/Oct 2023 -<br>Sept 2023 |
| <b>Pembuatan kelengkapan pengangkutan lain</b><br><i>Manufacture of other transport equipment</i>  | <b>30</b>          | <b>1.404</b>             | <b>135.2</b>           | <b>129.2</b> | <b>128.7</b>    | <b>-4.8</b>                                   | <b>-0.4</b>                 |
| Pembinaan kapal dan bot<br><i>Building of ships and boats</i>  | 301                | 0.570                    | 132.9                  | 110.8        | 112.0           | -15.7   | 1.1                         |
| Pembuatan lokomotif keretapi dan <i>rolling stock</i><br><i>Manufacture of railway locomotives and rolling stock</i>                             | 302                | 0.028                    | 148.5                  | 165.8        | 166.2           | 11.9  | 0.2                         |
| Pembuatan kapal angkasa dan udara dan jentera berkaitan<br><i>Manufacture of air and spacecraft and related machinery</i>                        | 303                | 0.282                    | 151.9                  | 149.5        | 144.4           | -4.9  | -3.4                        |
| Pembuatan kenderaan tempur ketenteraan<br><i>Manufacture of military fighting vehicles</i>   | 304                | 0.144                    | 129.9                  | 132.8        | 132.2           | 1.8   | -0.5                        |
| Pembuatan kelengkapan pengangkutan t.t.t.l.<br><i>Manufacture of transport equipment n.e.c.</i>  | 309                | 0.380                    | 128.8                  | 134.9        | 135.2           | 5.0   | 0.2                         |
| <b>Pembuatan perabot</b><br><i>Manufacture of furniture</i>  | <b>31</b>          | <b>0.947</b>             | <b>102.1</b>           | <b>106.1</b> | <b>106.0</b>    | <b>3.8</b>                                    | <b>-0.1</b>                 |
| Pembuatan perabot<br><i>Manufacture of furniture</i>   | 310                | 0.947                    | 102.1                  | 106.1        | 106.0           | 3.8   | -0.1                        |
| <b>Bekalan elektrik dan gas</b><br><i>Electricity and gas supply</i>   | <b>D</b>           | <b>3.442</b>             | <b>118.1</b>           | <b>118.2</b> | <b>117.5</b>    | <b>-0.5</b>                                   | <b>-0.6</b>                 |
| <b>Bekalan elektrik dan gas</b><br><i>Electricity and gas supply</i>   | <b>35</b>          | <b>3.442</b>             | <b>118.1</b>           | <b>118.2</b> | <b>117.5</b>    | <b>-0.5</b>                                   | <b>-0.6</b>                 |
| Penjanaan, penghantaran dan pengagihan tenaga elektrik<br><i>Electric power generation, transmission and distribution</i>                        | 351                | 3.237                    | 112.5                  | 113.5        | 113.0           | 0.4   | -0.4                        |
| Pembuatan gas; pengagihan bahan api berunsur gas melalui saluran utama<br><i>Manufacture of gas; distribution of gaseous fuels through mains</i> | 352                | 0.205                    | 222.1                  | 205.1        | 200.0           | -10.0   | -2.5                        |
| <b>Bekalan air</b><br><i>Water supply</i>  | <b>E</b>           | <b>0.330</b>             | <b>117.4</b>           | <b>117.7</b> | <b>118.6</b>    | <b>1.0</b>                                    | <b>0.8</b>                  |
| <b>Penakungan, perawatan dan bekalan air</b><br><i>Water collection, treatment and supply</i>  | <b>36</b>          | <b>0.330</b>             | <b>117.4</b>           | <b>117.7</b> | <b>118.6</b>    | <b>1.0</b>                                    | <b>0.8</b>                  |
| Penakungan, perawatan dan bekalan air<br><i>Water collection, treatment and supply</i>   | 360                | 0.330                    | 117.4                  | 117.7        | 118.6           | 1.0   | 0.8                         |

**JADUAL**  
**TABLE** **1.1a**

**IHPR (2010=100) Pengeluaran Tempatan, Indeks Purata, Perubahan Peratus mengikut Sektor (MSIC 2008) dan Peringkat Pemprosesan, Malaysia**  
*PPI (2010=100) Local Production, Average Index, Percentage Change by Sector (MSIC 2008) and Stage of Processing, Malaysia*

| Sektor dan Peringkat Pemprosesan<br><i>Sector and Stage of Processing</i>                                | Kod<br><i>Code</i> | Wajaran<br><i>Weight</i> | Indeks<br><i>Index</i> |                       | Perubahan Peratus<br><i>Percentage Change</i> |
|--|--------------------|--------------------------|------------------------|-----------------------|---|
|  |                    |                          | Jan - Okt/Oct<br>2022  | Jan - Okt/Oct<br>2023 |   |
| <b>Jumlah</b><br><i>Total</i>  |                    | <b>100.000</b>           | <b>121.0</b>           | <b>118.6</b>          | <b>-2.0</b>                                   |
| <b>Pertanian, perhutanan dan perikanan</b><br><i>Agriculture, forestry and fishing</i>                   | <b>A</b>           | <b>6.730</b>             | 149.1                  | 125.1                 | -16.1   |
| <b>Perlombongan</b><br><i>Mining</i>   | <b>B</b>           | <b>7.927</b>             | 104.5                  | 98.1                  | -6.1  |
| <b>Pembuatan</b><br><i>Manufacturing</i>   | <b>C</b>           | <b>81.571</b>            | 120.6                  | 120.5                 | -0.1  |
| <b>Bekalan elektrik dan gas</b><br><i>Electricity and gas supply</i>                                     | <b>D</b>           | <b>3.442</b>             | 117.3                  | 118.0                 | 0.6   |
| <b>Bekalan air</b><br><i>Water supply</i>  | <b>E</b>           | <b>0.330</b>             | 114.7                  | 117.9                 | 2.8   |
| <b>IHPR mengikut Peringkat Pemprosesan</b><br><i>PPI by Stage of Processing</i>                          |                    | <b>100.000</b>           | <b>121.0</b>           | <b>118.6</b>          | <b>-2.0</b>                                   |
| <b>Bahan mentah untuk diproseskan selanjutnya</b><br><i>Crude materials for further processing</i>       | <b>1</b>           | <b>16.410</b>            | 131.5                  | 116.5                 | -11.4   |
| <b>Bahan perantaraan, bekalan dan komponen</b><br><i>Intermediate materials, supplies and components</i> | <b>2</b>           | <b>56.119</b>            | 126.5                  | 125.5                 | -0.8  |
| <b>Barang siap</b><br><i>Finished goods</i>  | <b>3</b>           | <b>27.471</b>            | 102.6                  | 106.2                 | 3.5   |

| Tempoh<br>Sektor         | Jumlah         | A<br>Pertanian,<br>perhutanan dan<br>perikanan   | B<br>Perlombongan | C<br>Pembuatan       | D<br>Bekalan<br>elektrik dan gas      | E<br>Bekalan air    |
|--------------------------|----------------|--|-------------------|----------------------|---------------------------------------|---------------------|
| <b>Wajaran (Weight)</b>  | <b>100.000</b> | <b>6.730</b>                                     | <b>7.927</b>      | <b>81.571</b>        | <b>3.442</b>                          | <b>0.330</b>        |
| <b>2018</b>              | 106.7          | 98.7   | 106.8             | 107.0                | 115.9                                 | 114.4               |
| <b>2019</b>              | 105.2          | 94.8   | 102.9             | 106.0                | 117.6                                 | 111.9               |
| <b>2020</b>              | 102.4          | 109.7  | 65.5              | 105.6                | 117.1                                 | 111.7               |
| <b>2021</b>              | 112.1          | 142.8  | 92.5              | 111.4                | 116.6                                 | 112.3               |
| <b>2022</b>              | 120.8          | 144.7  | 104.2             | 120.8                | 117.4                                 | 115.2               |
| <b>2022</b>              |                |  |                   |                      |                                       |                     |
| ST1/Q1                   | 119.6          | 165.8  | 104.3             | 117.3                | 116.8                                 | 113.6               |
| ST2/Q2                   | 123.6          | 169.1  | 106.4             | 121.7                | 117.2                                 | 114.1               |
| ST3/Q3                   | 120.4          | 123.0  | 103.2             | 122.4                | 117.7                                 | 115.4               |
| ST4/Q4                   | 119.6          | 120.8  | 102.7             | 121.7                | 117.9                                 | 117.6               |
| <b>2023</b>              |                |  |                   |                      |                                       |                     |
| ST1/Q1                   | 118.6          | 123.7  | 97.2              | 120.7                | 118.2                                 | 117.7               |
| ST2/Q2                   | 118.5          | 127.5  | 94.9              | 120.5                | 118.1                                 | 117.7               |
| ST3/Q3                   | 118.7          | 125.4  | 100.3             | 120.3                | 117.9                                 | 118.0               |
| <b>2022</b>              |                |  |                   |                      |                                       |                     |
| Jan - Okt/Oct            | 121.0          | 149.1  | 104.5             | 120.6                | 117.3                                 | 114.7               |
| <b>2023</b>              |                |  |                   |                      |                                       |                     |
| Jan - Okt/Oct            | 118.6          | 125.1  | 98.1              | 120.5                | 118.0                                 | 117.9               |
| <b>2022</b>              |                |  |                   |                      |                                       |                     |
| Jan                      | 117.1          | 154.0  | 100.2             | 115.7                | 116.6                                 | 113.7               |
| Feb                      | 119.4          | 164.6  | 103.8             | 117.2                | 116.8                                 | 113.5               |
| Mac/Mar                  | 122.3          | 178.7  | 109.0             | 118.9                | 117.0                                 | 113.6               |
| Apr                      | 122.6          | 173.6  | 101.8             | 120.6                | 117.8                                 | 113.8               |
| Mei/May                  | 124.1          | 175.2  | 105.9             | 121.8                | 117.2                                 | 113.9               |
| Jun/June                 | 124.0          | 158.6  | 111.6             | 122.6                | 116.7                                 | 114.7               |
| Jul/July                 | 121.1          | 123.2  | 107.6             | 122.8                | 117.7                                 | 114.4               |
| Ogos/Aug                 | 120.9          | 126.3  | 103.6             | 122.7                | 117.8                                 | 115.3               |
| Sept                     | 119.2          | 119.6  | 98.5              | 121.8                | 117.6                                 | 116.6               |
| Okt/Oct                  | 119.3          | 117.2  | 103.4             | 121.5                | 118.1                                 | 117.4               |
| Nov                      | 120.0          | 123.7  | 103.9             | 121.8                | 118.0                                 | 117.6               |
| Dis/Dec                  | 119.6          | 121.6  | 100.8             | 121.8                | 117.7                                 | 117.8               |
| <b>2023</b>              |                |  |                   |                      |                                       |                     |
| Jan                      | 118.6          | 121.8  | 98.0              | 120.9                | 118.0                                 | 118.0               |
| Feb                      | 118.4          | 121.7  | 97.1              | 120.7                | 118.0                                 | 117.7               |
| Mac/Mar                  | 118.7          | 127.5  | 96.5              | 120.6                | 118.6                                 | 117.4               |
| Apr                      | 118.9          | 128.5  | 97.0              | 120.7                | 117.9                                 | 117.4               |
| Mei/May                  | 118.4          | 127.6  | 94.6              | 120.4                | 118.6                                 | 117.3               |
| Jun/June                 | 118.1          | 126.3  | 93.1              | 120.4                | 117.9                                 | 118.4               |
| Jul/July                 | 118.3          | 127.6  | 96.0              | 120.2                | 117.8                                 | 118.0               |
| Ogos/Aug                 | 118.3          | 125.1  | 99.7              | 119.9                | 117.7                                 | 118.2               |
| Sept                     | 119.4          | 123.4  | 105.3             | 120.8                | 118.2                                 | 117.7               |
| Okt/Oct                  | 119.0          | 121.6  | 103.9             | 120.7                | 117.5                                 | 118.6               |
| <i>Period<br/>Sector</i> | <i>Total</i>   | <i>Agriculture,<br/>forestry and<br/>fishing</i> | <i>Mining</i>     | <i>Manufacturing</i> | <i>Electricity<br/>and gas supply</i> | <i>Water supply</i> |

**JADUAL  
TABLE 2.1**

**IHPR (2010=100) Pengeluaran Tempatan mengikut Sektor (MSIC 2008), Indeks Asal dan Pelarasan Musim, Malaysia**  
*PPI (2010=100) Local Production by Sector (MSIC 2008), Original and Seasonally Adjusted Index, Malaysia*

| Tempoh<br>Sektor          | Jumlah          |                              | A                                      |                              | B            |                              |       |
|---------------------------|-----------------|------------------------------|--|------------------------------|--------------|------------------------------|-------|
|                           |                 |                              | Pertanian, perhutanan<br>dan perikanan |                              | Perlombongan |                              |       |
| Wajaran ( <i>Weight</i> ) | 100.000         |                              | 6.730                                  |                              | 7.927        |                              |       |
|                           | Indeks asal     | Indeks<br>pelarasan<br>musim | Indeks asal                            | Indeks<br>pelarasan<br>musim | Indeks asal  | Indeks<br>pelarasan<br>musim |       |
| <b>2018</b>               | 106.7           |                              | 98.7                                   |                              | 106.8        |                              |       |
| <b>2019</b>               | 105.2           |                              | 94.8                                   |                              | 102.9        |                              |       |
| <b>2020</b>               | 102.4           |                              | 109.7                                  |                              | 65.5         |                              |       |
| <b>2021</b>               | 112.1           |                              | 142.8                                  |                              | 92.5         |                              |       |
| <b>2022</b>               | 120.8           |                              | 144.7                                  |                              | 104.2        |                              |       |
| <b>2022</b>               | <b>Jan</b>      | 117.1                        | 116.4                                  | 154.0                        | 145.2        | 100.2                        | 96.1  |
|                           | <b>Feb</b>      | 119.4                        | 118.1                                  | 164.6                        | 159.5        | 103.8                        | 97.5  |
|                           | <b>Mac/Mar</b>  | 122.3                        | 121.8                                  | 178.7                        | 178.3        | 109.0                        | 107.8 |
|                           | <b>Apr</b>      | 122.6                        | 121.8                                  | 173.6                        | 175.0        | 101.8                        | 104.9 |
|                           | <b>Mei/May</b>  | 124.1                        | 123.6                                  | 175.2                        | 179.1        | 105.9                        | 110.5 |
|                           | <b>Jun/June</b> | 124.0                        | 124.1                                  | 158.6                        | 162.7        | 111.6                        | 112.0 |
|                           | <b>Jul/July</b> | 121.1                        | 121.8                                  | 123.2                        | 128.2        | 107.6                        | 109.0 |
|                           | <b>Ogos/Aug</b> | 120.9                        | 121.4                                  | 126.3                        | 127.6        | 103.6                        | 106.9 |
|                           | <b>Sept</b>     | 119.2                        | 120.6                                  | 119.6                        | 121.8        | 98.5                         | 100.6 |
|                           | <b>Okt/Oct</b>  | 119.3                        | 120.4                                  | 117.2                        | 121.2        | 103.4                        | 104.0 |
|                           | <b>Nov</b>      | 120.0                        | 119.9                                  | 123.7                        | 119.7        | 103.9                        | 103.0 |
|                           | <b>Dis/Dec</b>  | 119.6                        | 119.9                                  | 121.6                        | 118.1        | 100.8                        | 99.3  |
| <b>2023</b>               | <b>Jan</b>      | 118.6                        | 117.9                                  | 121.8                        | 114.8        | 98.0                         | 94.0  |
|                           | <b>Feb</b>      | 118.4                        | 117.1                                  | 121.7                        | 118.0        | 97.1                         | 90.9  |
|                           | <b>Mac/Mar</b>  | 118.7                        | 118.1                                  | 127.5                        | 127.2        | 96.5                         | 95.2  |
|                           | <b>Apr</b>      | 118.9                        | 118.0                                  | 128.5                        | 129.6        | 97.0                         | 100.2 |
|                           | <b>Mei/May</b>  | 118.4                        | 117.8                                  | 127.6                        | 130.5        | 94.6                         | 99.0  |
|                           | <b>Jun/June</b> | 118.1                        | 118.1                                  | 126.3                        | 129.6        | 93.1                         | 93.2  |
|                           | <b>Jul/July</b> | 118.3                        | 119.0                                  | 127.6                        | 132.8        | 96.0                         | 97.1  |
|                           | <b>Ogos/Aug</b> | 118.3                        | 118.9                                  | 125.1                        | 126.4        | 99.7                         | 102.7 |
|                           | <b>Sept</b>     | 119.4                        | 120.9                                  | 123.4                        | 125.7        | 105.3                        | 107.9 |
|                           | <b>Okt/Oct</b>  | 119.0                        | 120.1                                  | 121.6                        | 125.8        | 103.9                        | 104.5 |

| Period<br>Sector | Total          |                              | Agriculture, forestry and fishing |                              | Mining         |                              |
|------------------|----------------|------------------------------|-----------------------------------|------------------------------|----------------|------------------------------|
|                  | Original index | Seasonally<br>adjusted index | Original index                    | Seasonally<br>adjusted index | Original index | Seasonally<br>adjusted index |

**JADUAL  
TABLE 2.1**
**IHPR (2010=100) Pengeluaran Tempatan mengikut Sektor (MSIC 2008), Indeks Asal dan Pelarasan Musim, Malaysia (samb.)**  
*PPI (2010=100) Local Production by Sector (MSIC 2008), Original and Seasonally Adjusted Index, Malaysia (cont'd)*

| Tempoh                    |                 | C           | D                        | E           |
|---------------------------|-----------------|-------------|--------------------------|-------------|
| Sektor                    |                 | Pembuatan   | Bekalan elektrik dan gas | Bekalan air |
| Wajaran ( <i>Weight</i> ) |                 | 81.571      | 3.442                    | 0.330       |
|                           |                 | Indeks asal | Indeks asal              | Indeks asal |
| <b>2018</b>               |                 | 107.0       | 115.9                    | 114.4       |
| <b>2019</b>               |                 | 106.0       | 117.6                    | 111.9       |
| <b>2020</b>               |                 | 105.6       | 117.1                    | 111.7       |
| <b>2021</b>               |                 | 111.4       | 116.6                    | 112.3       |
| <b>2022</b>               |                 | 120.8       | 117.4                    | 115.2       |
| <b>2022</b>               | <b>Jan</b>      | 115.7       | 116.6                    | 113.7       |
|                           | <b>Feb</b>      | 117.2       | 116.8                    | 113.5       |
|                           | <b>Mac/Mar</b>  | 118.9       | 117.0                    | 113.6       |
|                           | <b>Apr</b>      | 120.6       | 117.8                    | 113.8       |
|                           | <b>Mei/May</b>  | 121.8       | 117.2                    | 113.9       |
|                           | <b>Jun/June</b> | 122.6       | 116.7                    | 114.7       |
|                           | <b>Jul/July</b> | 122.8       | 117.7                    | 114.4       |
|                           | <b>Ogos/Aug</b> | 122.7       | 117.8                    | 115.3       |
|                           | <b>Sept</b>     | 121.8       | 117.6                    | 116.6       |
|                           | <b>Okt/Oct</b>  | 121.5       | 118.1                    | 117.4       |
|                           | <b>Nov</b>      | 121.8       | 118.0                    | 117.6       |
|                           | <b>Dis/Dec</b>  | 121.8       | 117.7                    | 117.8       |
| <b>2023</b>               | <b>Jan</b>      | 120.9       | 118.0                    | 118.0       |
|                           | <b>Feb</b>      | 120.7       | 118.0                    | 117.7       |
|                           | <b>Mac/Mar</b>  | 120.6       | 118.6                    | 117.4       |
|                           | <b>Apr</b>      | 120.7       | 117.9                    | 117.4       |
|                           | <b>Mei/May</b>  | 120.4       | 118.6                    | 117.3       |
|                           | <b>Jun/June</b> | 120.4       | 117.9                    | 118.4       |
|                           | <b>Jul/July</b> | 120.2       | 117.8                    | 118.0       |
|                           | <b>Ogos/Aug</b> | 119.9       | 117.7                    | 118.2       |
|                           | <b>Sept</b>     | 120.8       | 118.2                    | 117.7       |
|                           | <b>Okt/Oct</b>  | 120.7       | 117.5                    | 118.6       |

|               |                       |                                   |                       |
|---------------|-----------------------|-----------------------------------|-----------------------|
| <i>Period</i> | <i>Manufacturing</i>  | <i>Electricity and gas supply</i> | <i>Water supply</i>   |
| <i>Sector</i> | <i>Original index</i> | <i>Original index</i>             | <i>Original index</i> |

| Tempoh           | Jumlah        |                                   | A                                   |        | B            |               | C         |                            | D                        |              | E           |       |      |
|------------------|---------------|-----------------------------------|-------------------------------------|--------|--------------|---------------|-----------|----------------------------|--------------------------|--------------|-------------|-------|------|
| Sektor           |               |                                   | Pertanian, perhutanan dan perikanan |        | Perlombongan |               | Pembuatan |                            | Bekalan elektrik dan gas |              | Bekalan air |       |      |
| Wajaran (Weight) | 100.000       |                                   | 6.730                               |        | 7.927        |               | 81.571    |                            | 3.442                    |              | 0.330       |       |      |
|                  | YoY %         | MoM %                             | YoY %                               | MoM %  | YoY %        | MoM %         | YoY %     | MoM %                      | YoY %                    | MoM %        | YoY %       | MoM % |      |
| 2018             | -1.1          |                                   | -13.9                               |        | 17.5         |               | -1.8      |                            | 1.1                      |              | 0.3         |       |      |
| 2019             | -1.4          |                                   | -4.0                                |        | -3.7         |               | -0.9      |                            | 1.5                      |              | -2.2        |       |      |
| 2020             | -2.7          |                                   | 15.7                                |        | -36.3        |               | -0.4      |                            | -0.4                     |              | -0.2        |       |      |
| 2021             | 9.5           |                                   | 30.2                                |        | 41.2         |               | 5.5       |                            | -0.4                     |              | 0.5         |       |      |
| 2022             | 7.8           |                                   | 1.3                                 |        | 12.6         |               | 8.4       |                            | 0.7                      |              | 2.6         |       |      |
| 2021             | ST1/Q1        | 3.0                               |                                     | 32.6   |              | -7.3          |           | 1.6                        |                          | -1.7         |             | 0.4   |      |
|                  | ST2/Q2        | 11.3                              |                                     | 46.0   |              | 74.0          |           | 5.0                        |                          | -0.3         |             | 1.4   |      |
|                  | ST3/Q3        | 11.8                              |                                     | 27.9   |              | 59.0          |           | 7.3                        |                          | 0.2          |             | 0.0   |      |
|                  | ST4/Q4        | 11.9                              |                                     | 17.9   |              | 65.4          |           | 7.9                        |                          | 0.3          |             | 0.2   |      |
| 2022             | ST1/Q1        | 10.2                              |                                     | 18.4   |              | 28.3          |           | 8.0                        |                          | 0.6          |             | 1.4   |      |
|                  | ST2/Q2        | 11.1                              |                                     | 17.6   |              | 18.8          |           | 10.0                       |                          | -0.1         |             | 1.5   |      |
|                  | ST3/Q3        | 6.5                               |                                     | -12.1  |              | 4.9           |           | 9.1                        |                          | 0.9          |             | 3.1   |      |
|                  | ST4/Q4        | 3.5                               |                                     | -18.1  |              | 1.8           |           | 6.6                        |                          | 1.2          |             | 4.3   |      |
| 2023             | ST1/Q1        | -0.8                              |                                     | -25.4  |              | -6.8          |           | 2.9                        |                          | 1.2          |             | 3.6   |      |
|                  | ST2/Q2        | -4.1                              |                                     | -24.6  |              | -10.8         |           | -1.0                       |                          | 0.8          |             | 3.2   |      |
|                  | ST3/Q3        | -1.4                              |                                     | 2.0    |              | -2.8          |           | -1.7                       |                          | 0.2          |             | 2.3   |      |
| 2022             | Jan - Okt/Oct | 8.6                               |                                     | 5.4    |              | 14.6          |           | 8.8                        |                          | 0.5          |             | 2.3   |      |
| 2023             | Jan - Okt/Oct | -2.0                              |                                     | -16.1  |              | -6.1          |           | -0.1                       |                          | 0.6          |             | 2.8   |      |
| 2022             | Jan           | 9.2                               | 1.3                                 | 12.5   | 4.5          | 34.3          | 3.1       | 7.0                        | 0.8                      | 0.9          | 0.1         | 1.2   | 0.2  |
|                  | Feb           | 9.7                               | 2.0                                 | 17.7   | 6.9          | 23.3          | 3.6       | 7.9                        | 1.3                      | 0.8          | 0.2         | 1.4   | -0.2 |
|                  | Mac/Mar       | 11.6                              | 2.4                                 | 24.9   | 8.6          | 28.2          | 5.0       | 8.9                        | 1.5                      | 0.2          | 0.2         | 1.7   | 0.1  |
|                  | Apr           | 11.0                              | 0.2                                 | 18.0   | -2.9         | 18.4          | -6.6      | 9.8                        | 1.4                      | 0.6          | 0.7         | 1.2   | 0.2  |
|                  | Mei/May       | 11.2                              | 1.2                                 | 16.7   | 0.9          | 20.6          | 4.0       | 10.1                       | 1.0                      | -0.6         | -0.5        | 1.2   | 0.1  |
|                  | Jun/June      | 10.9                              | -0.1                                | 18.1   | -9.5         | 17.5          | 5.4       | 10.0                       | 0.7                      | -0.2         | -0.4        | 2.1   | 0.7  |
|                  | Jul/July      | 7.6                               | -2.3                                | -10.3  | -22.3        | 9.0           | -3.6      | 9.9                        | 0.2                      | 0.9          | 0.9         | 2.1   | -0.3 |
|                  | Ogos/Aug      | 6.8                               | -0.2                                | -10.6  | 2.5          | 5.8           | -3.7      | 9.4                        | -0.1                     | 0.9          | 0.1         | 3.0   | 0.8  |
|                  | Sept          | 4.9                               | -1.4                                | -15.5  | -5.3         | 0.0           | -4.9      | 8.1                        | -0.7                     | 1.2          | -0.2        | 4.3   | 1.1  |
|                  | Okt/Oct       | 4.0                               | 0.1                                 | -18.2  | -2.0         | -0.5          | 5.0       | 7.3                        | -0.2                     | 1.2          | 0.4         | 4.9   | 0.7  |
|                  | Nov           | 3.2                               | 0.6                                 | -18.5  | 5.5          | 2.4           | 0.5       | 6.2                        | 0.2                      | 1.4          | -0.1        | 4.2   | 0.2  |
|                  | Dis/Dec       | 3.5                               | -0.3                                | -17.5  | -1.7         | 3.7           | -3.0      | 6.1                        | 0.0                      | 1.0          | -0.3        | 3.8   | 0.2  |
| 2023             | Jan           | 1.3                               | -0.8                                | -20.9  | 0.2          | -2.2          | -2.8      | 4.5                        | -0.7                     | 1.2          | 0.3         | 3.8   | 0.2  |
|                  | Feb           | -0.8                              | -0.2                                | -26.1  | -0.1         | -6.5          | -0.9      | 3.0                        | -0.2                     | 1.0          | 0.0         | 3.7   | -0.3 |
|                  | Mac/Mar       | -2.9                              | 0.3                                 | -28.7  | 4.8          | -11.5         | -0.6      | 1.4                        | -0.1                     | 1.4          | 0.5         | 3.3   | -0.3 |
|                  | Apr           | -3.0                              | 0.2                                 | -26.0  | 0.8          | -4.7          | 0.5       | 0.1                        | 0.1                      | 0.1          | -0.6        | 3.2   | 0.0  |
|                  | Mei/May       | -4.6                              | -0.4                                | -27.2  | -0.7         | -10.7         | -2.5      | -1.1                       | -0.2                     | 1.2          | 0.6         | 3.0   | -0.1 |
|                  | Jun/June      | -4.8                              | -0.3                                | -20.4  | -1.0         | -16.6         | -1.6      | -1.8                       | 0.0                      | 1.0          | -0.6        | 3.2   | 0.9  |
|                  | Jul/July      | -2.3                              | 0.2                                 | 3.6    | 1.0          | -10.8         | 3.1       | -2.1                       | -0.2                     | 0.1          | -0.1        | 3.1   | -0.3 |
|                  | Ogos/Aug      | -2.2                              | 0.0                                 | -1.0   | -2.0         | -3.8          | 3.9       | -2.3                       | -0.2                     | -0.1         | -0.1        | 2.5   | 0.2  |
|                  | Sept          | 0.2                               | 0.9                                 | 3.2    | -1.4         | 6.9           | 5.6       | -0.8                       | 0.8                      | 0.5          | 0.4         | 0.9   | -0.4 |
|                  | Okt/Oct       | -0.3                              | -0.3                                | 3.8    | -1.5         | 0.5           | -1.3      | -0.7                       | -0.1                     | -0.5         | -0.6        | 1.0   | 0.8  |
| Period Sector    | Total         | Agriculture, forestry and fishing |                                     | Mining |              | Manufacturing |           | Electricity and gas supply |                          | Water supply |             |       |      |

| Tempoh                  | Jumlah               | 01  | 02                          | 03                             | 06   |       |
|-------------------------|----------------------|---|-----------------------------|--------------------------------|--|-------|
| Bahagian                |                      | Pengeluaran tanaman dan ternakan, pemburuan dan aktiviti perkhidmatan berkaitan | Perhutanan dan pembalakan   | Perikanan dan akuakultur       | Pengekstrakan petroleum mentah dan gas asli          |       |
| <b>Wajaran (Weight)</b> | <b>100.000</b>       | <b>5.714</b>  | <b>0.410</b>                | <b>0.606</b>                   | <b>7.927</b>   |       |
| <b>2018</b>             | 106.7                | 91.6  | 136.2                       | 139.2                          | 106.8  |       |
| <b>2019</b>             | 105.2                | 86.7  | 142.3                       | 141.9                          | 102.9  |       |
| <b>2020</b>             | 102.4                | 103.9   | 145.7                       | 130.6                          | 65.5   |       |
| <b>2021</b>             | 112.1                | 139.7   | 151.6                       | 140.3                          | 92.5   |       |
| <b>2022</b>             | 120.8                | 140.3   | 165.4                       | 149.6                          | 104.2  |       |
| <b>2022</b>             | <b>ST1/Q1</b>        | 119.6   | 164.3                       | 154.4                          | 148.7  | 104.3 |
|                         | <b>ST2/Q2</b>        | 123.6   | 167.7                       | 158.4                          | 150.5  | 106.4 |
|                         | <b>ST3/Q3</b>        | 120.4   | 115.9                       | 172.6                          | 148.9  | 103.2 |
|                         | <b>ST4/Q4</b>        | 119.6   | 113.1                       | 176.2                          | 150.4  | 102.7 |
| <b>2023</b>             | <b>ST1/Q1</b>        | 118.6   | 115.9                       | 177.8                          | 153.8  | 97.2  |
|                         | <b>ST2/Q2</b>        | 118.5   | 118.9                       | 183.6                          | 166.0  | 94.9  |
|                         | <b>ST3/Q3</b>        | 118.7   | 117.1                       | 181.9                          | 160.4  | 100.3 |
| <b>2022</b>             | <b>Jan - Okt/Oct</b> | 121.0   | 145.3                       | 163.1                          | 149.2  | 104.5 |
| <b>2023</b>             | <b>Jan - Okt/Oct</b> | 118.6   | 116.9                       | 181.4                          | 159.6  | 98.1  |
| <b>2022</b>             | <b>Jan</b>           | 117.1   | 151.2                       | 158.3                          | 146.3  | 100.2 |
|                         | <b>Feb</b>           | 119.4   | 163.0                       | 152.4                          | 150.1  | 103.8 |
|                         | <b>Mac/Mar</b>       | 122.3   | 178.7                       | 152.6                          | 149.6  | 109.0 |
|                         | <b>Apr</b>           | 122.6   | 172.7                       | 156.5                          | 151.2  | 101.8 |
|                         | <b>Mei/May</b>       | 124.1   | 174.6                       | 155.9                          | 150.3  | 105.9 |
|                         | <b>Jun/June</b>      | 124.0   | 155.8                       | 162.9                          | 150.0  | 111.6 |
|                         | <b>Jul/July</b>      | 121.1   | 116.4                       | 168.3                          | 147.7  | 107.6 |
|                         | <b>Ogos/Aug</b>      | 120.9   | 119.6                       | 170.3                          | 149.7  | 103.6 |
|                         | <b>Sept</b>          | 119.2   | 111.7                       | 179.1                          | 149.3  | 98.5  |
|                         | <b>Okt/Oct</b>       | 119.3   | 109.4                       | 174.7                          | 148.0  | 103.4 |
|                         | <b>Nov</b>           | 120.0   | 115.9                       | 177.0                          | 155.2  | 103.9 |
|                         | <b>Dis/Dec</b>       | 119.6   | 114.1                       | 176.9                          | 148.0  | 100.8 |
| <b>2023</b>             | <b>Jan</b>           | 118.6   | 114.0                       | 175.7                          | 154.0  | 98.0  |
|                         | <b>Feb</b>           | 118.4   | 114.1                       | 177.4                          | 149.2  | 97.1  |
|                         | <b>Mac/Mar</b>       | 118.7   | 119.7                       | 180.3                          | 158.1  | 96.5  |
|                         | <b>Apr</b>           | 118.9   | 120.8                       | 181.9                          | 158.1  | 97.0  |
|                         | <b>Mei/May</b>       | 118.4   | 118.7                       | 185.6                          | 169.5  | 94.6  |
|                         | <b>Jun/June</b>      | 118.1   | 117.3                       | 183.2                          | 170.4  | 93.1  |
|                         | <b>Jul/July</b>      | 118.3   | 118.8                       | 179.8                          | 172.0  | 96.0  |
|                         | <b>Ogos/Aug</b>      | 118.3   | 117.2                       | 183.7                          | 155.2  | 99.7  |
|                         | <b>Sept</b>          | 119.4   | 115.4                       | 182.3                          | 153.9  | 105.3 |
|                         | <b>Okt/Oct</b>       | 119.0   | 113.2                       | 183.9                          | 155.7  | 103.9 |
| <i>Period Division</i>  | <i>Total</i>         | <i>Crop and animal production, hunting and related service activities</i>       | <i>Forestry and logging</i> | <i>Fishing and aquaculture</i> | <i>Extraction of crude petroleum and natural gas</i> |       |

| Tempoh                     |                      | 10                                      | 11                                  | 12   | 13                                 | 14  |
|----------------------------|----------------------|---|-------------------------------------|--|------------------------------------|---|
| Bahagian                   |                      | Pembuatan<br>produk<br>makanan          | Pembuatan<br>minuman                | Pembuatan<br>produk<br>tembakau            | Pembuatan<br>tekstil               | Pembuatan<br>pakaian                      |
| <b>Wajaran (Weight)</b>    |                      | <b>14.531</b>                           | <b>0.671</b>                        | <b>0.306</b>                               | <b>0.634</b>                       | <b>0.550</b>                              |
| <b>2018</b>                |                      | 99.8                                    | 105.9                               | 117.0                                      | 94.7                               | 102.4                                     |
| <b>2019</b>                |                      | 93.5                                    | 106.1                               | 115.8                                      | 92.3                               | 102.8                                     |
| <b>2020</b>                |                      | 99.0                                    | 105.0                               | 116.1                                      | 94.3                               | 102.5                                     |
| <b>2021</b>                |                      | 114.7                                   | 104.3                               | 116.4                                      | 95.0                               | 100.3                                     |
| <b>2022</b>                |                      | 128.4                                   | 104.9                               | 116.4                                      | 100.3                              | 101.3                                     |
| <b>2022</b>                | <b>ST1/Q1</b>        | 126.0                                   | 103.9                               | 116.4                                      | 98.2                               | 101.2                                     |
|                            | <b>ST2/Q2</b>        | 135.0                                   | 104.7                               | 116.4                                      | 100.1                              | 101.0                                     |
|                            | <b>ST3/Q3</b>        | 129.4                                   | 104.9                               | 116.4                                      | 101.4                              | 101.1                                     |
|                            | <b>ST4/Q4</b>        | 123.3                                   | 106.2                               | 116.4                                      | 101.4                              | 101.8                                     |
| <b>2023</b>                | <b>ST1/Q1</b>        | 122.2                                   | 106.8                               | 117.0                                      | 100.5                              | 100.5                                     |
|                            | <b>ST2/Q2</b>        | 123.0                                   | 105.2                               | 118.8                                      | 102.9                              | 99.4                                      |
|                            | <b>ST3/Q3</b>        | 119.9                                   | 106.1                               | 117.3                                      | 103.2                              | 107.0                                     |
| <b>2022</b>                | <b>Jan - Okt/Oct</b> | 129.5                                   | 104.6                               | 116.4                                      | 100.0                              | 101.1                                     |
| <b>2023</b>                | <b>Jan - Okt/Oct</b> | 121.4                                   | 106.1                               | 117.6                                      | 102.4                              | 103.0                                     |
| <b>2022</b>                | <b>Jan</b>           | 122.7                                   | 103.5                               | 116.4                                      | 97.2                               | 101.2                                     |
|                            | <b>Feb</b>           | 125.8                                   | 104.1                               | 116.4                                      | 98.5                               | 101.4                                     |
|                            | <b>Mac/Mar</b>       | 129.4                                   | 104.1                               | 116.4                                      | 98.8                               | 101.0                                     |
|                            | <b>Apr</b>           | 133.0                                   | 104.2                               | 116.4                                      | 99.1                               | 101.2                                     |
|                            | <b>Mei/May</b>       | 136.0                                   | 105.1                               | 116.4                                      | 100.7                              | 101.5                                     |
|                            | <b>Jun/June</b>      | 136.1                                   | 104.9                               | 116.4                                      | 100.5                              | 100.3                                     |
|                            | <b>Jul/July</b>      | 132.7                                   | 104.8                               | 116.4                                      | 101.1                              | 100.8                                     |
|                            | <b>Ogos/Aug</b>      | 129.6                                   | 104.7                               | 116.4                                      | 101.6                              | 100.9                                     |
|                            | <b>Sept</b>          | 125.9                                   | 105.1                               | 116.4                                      | 101.6                              | 101.6                                     |
|                            | <b>Okt/Oct</b>       | 123.7                                   | 105.9                               | 116.4                                      | 101.1                              | 101.5                                     |
|                            | <b>Nov</b>           | 123.6                                   | 106.9                               | 116.4                                      | 101.8                              | 101.4                                     |
|                            | <b>Dis/Dec</b>       | 122.6                                   | 105.7                               | 116.4                                      | 101.4                              | 102.4                                     |
| <b>2023</b>                | <b>Jan</b>           | 122.2                                   | 106.2                               | 116.5                                      | 98.8                               | 102.0                                     |
|                            | <b>Feb</b>           | 122.3                                   | 108.4                               | 117.3                                      | 100.3                              | 100.4                                     |
|                            | <b>Mac/Mar</b>       | 122.2                                   | 105.9                               | 117.3                                      | 102.5                              | 99.0                                      |
|                            | <b>Apr</b>           | 123.3                                   | 105.2                               | 121.8                                      | 103.0                              | 97.9                                      |
|                            | <b>Mei/May</b>       | 123.0                                   | 105.2                               | 117.3                                      | 102.7                              | 98.8                                      |
|                            | <b>Jun/June</b>      | 122.6                                   | 105.3                               | 117.2                                      | 103.1                              | 101.6                                     |
|                            | <b>Jul/July</b>      | 120.9                                   | 104.9                               | 117.2                                      | 103.3                              | 104.9                                     |
|                            | <b>Ogos/Aug</b>      | 119.7                                   | 106.2                               | 117.4                                      | 102.9                              | 107.1                                     |
|                            | <b>Sept</b>          | 119.2                                   | 107.2                               | 117.2                                      | 103.3                              | 109.0                                     |
|                            | <b>Okt/Oct</b>       | 118.5                                   | 106.0                               | 117.2                                      | 103.9                              | 109.7                                     |
| <i>Period<br/>Division</i> |                      | <i>Manufacture of<br/>food products</i> | <i>Manufacture of<br/>beverages</i> | <i>Manufacture of<br/>tobacco products</i> | <i>Manufacture<br/>of textiles</i> | <i>Manufacture of<br/>wearing apparel</i> |

**JADUAL  
TABLE 3**
**IHPR (2010=100) Pengeluaran Tempatan mengikut Bahagian (MSIC 2008), Malaysia (samb.)**  
*PPI (2010=100) Local Production by Division (MSIC 2008), Malaysia (cont'd)*

| Tempoh                  | 15   | 16  | 17   | 18   | 19  | 20  |       |
|-------------------------|--|---|--|--|---|---|-------|
| Bahagian                | Pembuatan produk kulit dan barangan berkaitan      | Pembuatan kayu dan produk kayu dan gabus, kecuali perabot; pembuatan bagi artikel jerami dan bahan-bahan anyaman                    | Pembuatan kertas dan produk kertas             | Percetakan dan penerbitan semula media rakaman     | Pembuatan kok dan produk petroleum bertapis               | Pembuatan kimia dan produk kimia                      |       |
| <b>Wajaran (Weight)</b> | <b>0.138</b>                                       | <b>1.678</b>  | <b>1.229</b>                                   | <b>0.723</b>                                       | <b>10.038</b>   | <b>6.691</b>  |       |
| <b>2018</b>             | 103.3  | 131.9   | 114.1  | 98.6   | 124.6   | 115.9   |       |
| <b>2019</b>             | 103.2  | 133.3   | 113.7  | 99.3   | 126.4   | 111.8   |       |
| <b>2020</b>             | 103.9  | 130.3   | 111.8  | 98.1   | 117.7   | 107.8   |       |
| <b>2021</b>             | 103.5  | 131.4   | 115.5  | 96.4   | 133.4   | 116.1   |       |
| <b>2022</b>             | 101.9  | 143.6   | 122.7  | 96.3   | 160.6   | 126.1   |       |
| <b>2022</b>             | <b>ST1/Q1</b>                                      | 103.0   | 138.6  | 118.2  | 94.8  | 150.0   | 123.3 |
|                         | <b>ST2/Q2</b>                                      | 100.7   | 142.5  | 121.8  | 95.9  | 160.0   | 127.8 |
|                         | <b>ST3/Q3</b>                                      | 101.3   | 145.4  | 125.4  | 96.6  | 166.3   | 128.5 |
|                         | <b>ST4/Q4</b>                                      | 102.4   | 147.7  | 125.3  | 97.8  | 166.1   | 124.7 |
| <b>2023</b>             | <b>ST1/Q1</b>                                      | 101.8   | 145.9  | 123.9  | 97.5  | 158.5   | 122.4 |
|                         | <b>ST2/Q2</b>                                      | 103.8   | 144.5  | 123.2  | 94.9  | 152.7   | 122.6 |
|                         | <b>ST3/Q3</b>                                      | 105.1   | 143.7  | 120.5  | 93.8  | 148.4   | 120.5 |
| <b>2022</b>             | <b>Jan - Okt/Oct</b>                               | 101.8   | 142.7  | 122.2  | 95.9  | 159.6   | 126.3 |
| <b>2023</b>             | <b>Jan - Okt/Oct</b>                               | 103.4   | 144.7  | 122.2  | 95.3  | 153.2   | 121.9 |
| <b>2022</b>             | <b>Jan</b>   | 103.5   | 136.9  | 116.8  | 94.2  | 146.5   | 122.2 |
|                         | <b>Feb</b>   | 103.4   | 138.5  | 118.2  | 94.9  | 149.6   | 123.1 |
|                         | <b>Mac/Mar</b>                                     | 102.1   | 140.3  | 119.5  | 95.4  | 154.0   | 124.6 |
|                         | <b>Apr</b>   | 101.0   | 141.6  | 120.8  | 95.9  | 157.7   | 126.6 |
|                         | <b>Mei/May</b>                                     | 100.3   | 142.5  | 122.0  | 95.9  | 159.7   | 127.7 |
|                         | <b>Jun/June</b>                                    | 100.8   | 143.5  | 122.5  | 95.8  | 162.6   | 129.0 |
|                         | <b>Jul/July</b>                                    | 101.1   | 145.0  | 124.0  | 96.3  | 166.1   | 129.9 |
|                         | <b>Ogos/Aug</b>                                    | 101.1   | 145.4  | 126.0  | 97.2  | 167.3   | 128.7 |
|                         | <b>Sept</b>  | 101.8   | 145.9  | 126.1  | 96.2  | 165.4   | 126.9 |
|                         | <b>Okt/Oct</b>                                     | 102.5   | 147.1  | 125.8  | 97.5  | 167.5   | 124.4 |
|                         | <b>Nov</b>   | 102.2   | 147.7  | 125.5  | 97.7  | 166.3   | 124.6 |
|                         | <b>Dis/Dec</b>                                     | 102.4   | 148.2  | 124.6  | 98.2  | 164.5   | 125.0 |
| <b>2023</b>             | <b>Jan</b>   | 102.2   | 147.2  | 124.4  | 98.2  | 160.4   | 123.2 |
|                         | <b>Feb</b>   | 101.7   | 145.7  | 124.0  | 97.8  | 158.9   | 122.2 |
|                         | <b>Mac/Mar</b>                                     | 101.5   | 144.9  | 123.4  | 96.4  | 156.3   | 121.9 |
|                         | <b>Apr</b>   | 102.6   | 144.8  | 124.4  | 95.5  | 155.0   | 122.8 |
|                         | <b>Mei/May</b>                                     | 104.0   | 144.4  | 123.0  | 95.2  | 153.2   | 123.3 |
|                         | <b>Jun/June</b>                                    | 104.8   | 144.4  | 122.3  | 93.9  | 149.9   | 121.7 |
|                         | <b>Jul/July</b>                                    | 106.3   | 143.6  | 121.7  | 93.3  | 146.6   | 121.0 |
|                         | <b>Ogos/Aug</b>                                    | 104.6   | 143.2  | 120.3  | 93.7  | 144.8   | 120.2 |
|                         | <b>Sept</b>  | 104.3   | 144.3  | 119.6  | 94.3  | 153.7   | 120.3 |
|                         | <b>Okt/Oct</b>                                     | 102.2   | 144.8  | 118.6  | 94.8  | 152.8   | 121.9 |
| <i>Period Division</i>  | <i>Manufacture of leather and related products</i> | <i>Manufacture of wood and products of wood and cork, except furniture; manufacture of articles of straw and plaiting materials</i> | <i>Manufacture of paper and paper products</i> | <i>Printing and reproduction of recorded media</i> | <i>Manufacture of coke and refined petroleum products</i> | <i>Manufacture of chemicals and chemical products</i> |       |

| Tempoh                     | 21  | 22   | 23  | 24                                     | 25  |       |
|----------------------------|---|--|---|--|---|-------|
| Bahagian                   | Pembuatan<br>produk farmaseutikal<br>asas, kimia perubatan<br>dan botani                            | Pembuatan<br>produk getah<br>dan plastik                   | Pembuatan<br>produk galian<br>bukan logam lain                    | Pembuatan<br>logam asas                | Pembuatan<br>produk logam,<br>kecuali mesin<br>dan kelengkapan                                  |       |
| Wajaran ( <i>Weight</i> )  | 0.287   | 4.744  | 2.930   | 3.064                                  | 3.620   |       |
| 2018                       | 117.5   | 97.2   | 108.1   | 109.1                                  | 101.9   |       |
| 2019                       | 119.2   | 95.7   | 107.9   | 107.0                                  | 100.7   |       |
| 2020                       | 114.4   | 95.2   | 106.0   | 105.3                                  | 98.6  |       |
| 2021                       | 112.3   | 101.3  | 104.5   | 111.3                                  | 102.2   |       |
| 2022                       | 115.5   | 101.7  | 110.0   | 118.6                                  | 109.7   |       |
| 2022                       | ST1/Q1  | 112.9  | 101.8   | 106.6                                  | 117.2   | 107.9 |
|                            | ST2/Q2  | 114.8  | 101.5   | 109.7                                  | 120.2   | 110.3 |
|                            | ST3/Q3  | 116.4  | 102.2   | 111.2                                  | 119.2   | 110.4 |
|                            | ST4/Q4  | 117.7  | 101.3   | 112.3                                  | 117.8   | 110.0 |
| 2023                       | ST1/Q1  | 120.4  | 100.4   | 113.0                                  | 117.2   | 110.3 |
|                            | ST2/Q2  | 120.6  | 100.7   | 114.5                                  | 118.4   | 110.7 |
|                            | ST3/Q3  | 121.7  | 101.1   | 115.0                                  | 119.5   | 112.9 |
| 2022                       | Jan - Okt/Oct   | 115.0  | 101.8   | 109.5                                  | 118.8   | 109.6 |
| 2023                       | Jan - Okt/Oct   | 121.2  | 100.8   | 114.2                                  | 118.6   | 111.5 |
| 2022                       | Jan   | 112.0  | 101.7   | 105.9                                  | 116.5   | 107.1 |
|                            | Feb   | 112.8  | 102.0   | 106.2                                  | 117.3   | 107.9 |
|                            | Mac/Mar   | 114.0  | 101.7   | 107.8                                  | 117.7   | 108.8 |
|                            | Apr   | 114.9  | 100.9   | 108.6                                  | 119.2   | 109.6 |
|                            | Mei/May   | 115.1  | 101.5   | 110.3                                  | 120.7   | 110.6 |
|                            | Jun/June  | 114.5  | 102.0   | 110.2                                  | 120.6   | 110.8 |
|                            | Jul/July  | 115.2  | 102.2   | 110.8                                  | 120.0   | 110.2 |
|                            | Ogos/Aug  | 116.7  | 102.9   | 111.4                                  | 119.0   | 110.8 |
|                            | Sept  | 117.3  | 101.6   | 111.5                                  | 118.5   | 110.1 |
|                            | Okt/Oct   | 117.4  | 101.7   | 112.1                                  | 118.1   | 109.9 |
|                            | Nov   | 117.5  | 101.4   | 112.5                                  | 117.8   | 109.7 |
|                            | Dis/Dec   | 118.2  | 100.8   | 112.3                                  | 117.6   | 110.3 |
| 2023                       | Jan   | 120.9  | 100.7   | 112.5                                  | 116.7   | 110.5 |
|                            | Feb   | 120.0  | 100.1   | 112.9                                  | 117.5   | 110.4 |
|                            | Mac/Mar   | 120.4  | 100.3   | 113.5                                  | 117.5   | 109.9 |
|                            | Apr   | 121.8  | 100.6   | 113.7                                  | 117.9   | 110.3 |
|                            | Mei/May   | 120.8  | 100.6   | 114.8                                  | 118.4   | 110.5 |
|                            | Jun/June  | 119.1  | 100.9   | 114.9                                  | 118.8   | 111.2 |
|                            | Jul/July  | 119.9  | 101.3   | 115.0                                  | 119.1   | 112.2 |
|                            | Ogos/Aug  | 121.8  | 101.2   | 114.9                                  | 119.4   | 112.9 |
|                            | Sept  | 123.5  | 100.7   | 115.1                                  | 120.1   | 113.5 |
|                            | Okt/Oct   | 123.8  | 101.4   | 114.5                                  | 120.1   | 113.1 |
| <i>Period<br/>Division</i> | <i>Manufacture of<br/>basic pharmaceutical<br/>products and<br/>pharmaceutical<br/>preparations</i> | <i>Manufacture<br/>of rubber and<br/>plastics products</i> | <i>Manufacture of<br/>other non-metallic<br/>mineral products</i> | <i>Manufacture of<br/>basic metals</i> | <i>Manufacture of<br/>fabricated metal<br/>products, except<br/>machinery and<br/>equipment</i> |       |

**JADUAL  
TABLE 3**
**IHPR (2010=100) Pengeluaran Tempatan mengikut Bahagian (MSIC 2008), Malaysia (samb.)**  
*PPI (2010=100) Local Production by Division (MSIC 2008), Malaysia (cont'd)*

| Tempoh                  | 26  | 27   | 28   | 29   |       |
|-------------------------|---|--|--|--|-------|
| Bahagian                | Pembuatan komputer, produk elektronik dan optikal               | Pembuatan kelengkapan elektrik             | Pembuatan jentera dan peralatan t.t.t.l.             | Pembuatan kenderaan bermotor, treler dan semi treler             |       |
| <b>Wajaran (Weight)</b> | <b>18.788</b>   | <b>2.577</b>                               | <b>2.058</b>   | <b>3.963</b>   |       |
| <b>2018</b>             | 101.9   | 104.6                                      | 99.6   | 102.1  |       |
| <b>2019</b>             | 103.4   | 104.5                                      | 100.2  | 105.5  |       |
| <b>2020</b>             | 105.3   | 104.3                                      | 98.3   | 103.8  |       |
| <b>2021</b>             | 103.0   | 105.6                                      | 100.4  | 105.0  |       |
| <b>2022</b>             | 106.4   | 115.0                                      | 102.6  | 109.7  |       |
| <b>2022</b>             | <i>ST1/Q1</i>   | 102.8                                      | 111.3  | 102.1  | 107.6 |
|                         | <i>ST2/Q2</i>   | 104.8                                      | 113.8  | 102.0  | 109.3 |
|                         | <i>ST3/Q3</i>   | 107.6                                      | 117.0  | 102.7  | 110.5 |
|                         | <i>ST4/Q4</i>   | 110.5                                      | 117.9  | 103.5  | 111.5 |
| <b>2023</b>             | <i>ST1/Q1</i>   | 111.8                                      | 117.7  | 102.5  | 114.1 |
|                         | <i>ST2/Q2</i>   | 112.3                                      | 119.0  | 99.6   | 118.2 |
|                         | <i>ST3/Q3</i>   | 115.1                                      | 120.3  | 98.0   | 121.5 |
| <b>2022</b>             | <i>Jan - Okt/Oct</i>  | 105.5                                      | 114.3  | 102.5  | 109.3 |
| <b>2023</b>             | <i>Jan - Okt/Oct</i>  | 113.2                                      | 119.3  | 99.8   | 118.5 |
| <b>2022</b>             | <i>Jan</i>  | 102.1                                      | 110.2  | 102.6  | 106.9 |
|                         | <i>Feb</i>  | 102.9                                      | 111.5  | 102.1  | 107.2 |
|                         | <i>Mac/Mar</i>  | 103.5                                      | 112.3  | 101.6  | 108.8 |
|                         | <i>Apr</i>  | 104.6                                      | 112.8  | 101.5  | 108.9 |
|                         | <i>Mei/May</i>  | 104.5                                      | 113.8  | 101.9  | 109.0 |
|                         | <i>Jun/June</i>   | 105.4                                      | 114.8  | 102.6  | 109.9 |
|                         | <i>Jul/July</i>   | 106.3                                      | 116.2  | 102.4  | 110.7 |
|                         | <i>Ogos/Aug</i>   | 107.7                                      | 117.2  | 102.6  | 110.1 |
|                         | <i>Sept</i>   | 108.7                                      | 117.6  | 103.2  | 110.8 |
|                         | <i>Okt/Oct</i>  | 109.0                                      | 116.7  | 104.0  | 110.9 |
|                         | <i>Nov</i>  | 110.4                                      | 118.1  | 103.1  | 111.2 |
|                         | <i>Dis/Dec</i>  | 112.1                                      | 118.8  | 103.5  | 112.4 |
| <b>2023</b>             | <i>Jan</i>  | 111.2                                      | 117.9  | 104.0  | 112.7 |
|                         | <i>Feb</i>  | 111.6                                      | 117.1  | 102.9  | 113.9 |
|                         | <i>Mac/Mar</i>  | 112.7                                      | 118.2  | 100.6  | 115.6 |
|                         | <i>Apr</i>  | 112.1                                      | 118.1  | 100.5  | 116.8 |
|                         | <i>Mei/May</i>  | 111.4                                      | 119.2  | 98.9   | 118.1 |
|                         | <i>Jun/June</i>   | 113.3                                      | 119.8  | 99.5   | 119.6 |
|                         | <i>Jul/July</i>   | 114.9                                      | 120.1  | 98.4   | 120.6 |
|                         | <i>Ogos/Aug</i>   | 115.7                                      | 120.6  | 98.1   | 121.3 |
|                         | <i>Sept</i>   | 114.6                                      | 120.3  | 97.4   | 122.7 |
|                         | <i>Okt/Oct</i>  | 114.6                                      | 121.6  | 97.3   | 123.6 |
| <i>Period Division</i>  | <i>Manufacture of computer, electronic and optical products</i> | <i>Manufacture of electrical equipment</i> | <i>Manufacture of machinery and equipment n.e.c.</i> | <i>Manufacture of motor vehicles, trailers and semi-trailers</i> |       |

**JADUAL  
TABLE 3**
**IHPR (2010=100) Pengeluaran Tempatan mengikut Bahagian (MSIC 2008), Malaysia (samb.)**  
*PPI (2010=100) Local Production by Division (MSIC 2008), Malaysia (cont'd)*

| Tempoh                     |                      | 30  | 31                                  | 35                                    | 36  |
|----------------------------|----------------------|---|-------------------------------------|---------------------------------------|---|
| Bahagian                   |                      | Pembuatan<br>kelengkapan<br>pengangkutan lain           | Pembuatan<br>perabot                | Bekalan elektrik<br>dan gas           | Penakungan,<br>perawatan dan<br>bekalan air       |
| <b>Wajaran (Weight)</b>    |                      | <b>1.404</b>  | <b>0.947</b>                        | <b>3.442</b>                          | <b>0.330</b>                                      |
| <b>2018</b>                |                      | 129.3   | 101.0                               | 115.9                                 | 114.4   |
| <b>2019</b>                |                      | 131.9   | 100.2                               | 117.6                                 | 111.9   |
| <b>2020</b>                |                      | 128.5   | 101.1                               | 117.1                                 | 111.7   |
| <b>2021</b>                |                      | 123.0   | 99.2                                | 116.6                                 | 112.3   |
| <b>2022</b>                |                      | 129.7   | 101.1                               | 117.4                                 | 115.2   |
| <b>2022</b>                | <b>ST1/Q1</b>        | 123.0   | 99.6                                | 116.8                                 | 113.6   |
|                            | <b>ST2/Q2</b>        | 128.7   | 100.8                               | 117.2                                 | 114.1   |
|                            | <b>ST3/Q3</b>        | 132.0   | 101.6                               | 117.7                                 | 115.4   |
|                            | <b>ST4/Q4</b>        | 135.2   | 102.4                               | 117.9                                 | 117.6   |
| <b>2023</b>                | <b>ST1/Q1</b>        | 132.4   | 103.9                               | 118.2                                 | 117.7   |
|                            | <b>ST2/Q2</b>        | 129.1   | 104.5                               | 118.1                                 | 117.7   |
|                            | <b>ST3/Q3</b>        | 128.6   | 105.8                               | 117.9                                 | 118.0   |
| <b>2022</b>                | <b>Jan - Okt/Oct</b> | 128.6   | 100.8                               | 117.3                                 | 114.7   |
| <b>2023</b>                | <b>Jan - Okt/Oct</b> | 129.9   | 104.9                               | 118.0                                 | 117.9   |
| <b>2022</b>                | <b>Jan</b>           | 122.0   | 99.3                                | 116.6                                 | 113.7   |
|                            | <b>Feb</b>           | 123.3   | 99.5                                | 116.8                                 | 113.5   |
|                            | <b>Mac/Mar</b>       | 123.6   | 100.0                               | 117.0                                 | 113.6   |
|                            | <b>Apr</b>           | 127.3   | 100.6                               | 117.8                                 | 113.8   |
|                            | <b>Mei/May</b>       | 128.6   | 100.9                               | 117.2                                 | 113.9   |
|                            | <b>Jun/June</b>      | 130.2   | 100.9                               | 116.7                                 | 114.7   |
|                            | <b>Jul/July</b>      | 130.8   | 101.2                               | 117.7                                 | 114.4   |
|                            | <b>Ogos/Aug</b>      | 131.7   | 101.6                               | 117.8                                 | 115.3   |
|                            | <b>Sept</b>          | 133.4   | 101.9                               | 117.6                                 | 116.6   |
|                            | <b>Okt/Oct</b>       | 135.2   | 102.1                               | 118.1                                 | 117.4   |
|                            | <b>Nov</b>           | 136.1   | 102.3                               | 118.0                                 | 117.6   |
|                            | <b>Dis/Dec</b>       | 134.4   | 102.8                               | 117.7                                 | 117.8   |
| <b>2023</b>                | <b>Jan</b>           | 134.1   | 103.5                               | 118.0                                 | 118.0   |
|                            | <b>Feb</b>           | 132.8   | 103.8                               | 118.0                                 | 117.7   |
|                            | <b>Mac/Mar</b>       | 130.4   | 104.4                               | 118.6                                 | 117.4   |
|                            | <b>Apr</b>           | 130.6   | 104.2                               | 117.9                                 | 117.4   |
|                            | <b>Mei/May</b>       | 128.1   | 104.3                               | 118.6                                 | 117.3   |
|                            | <b>Jun/June</b>      | 128.5   | 105.1                               | 117.9                                 | 118.4   |
|                            | <b>Jul/July</b>      | 128.5   | 105.1                               | 117.8                                 | 118.0   |
|                            | <b>Ogos/Aug</b>      | 128.2   | 106.1                               | 117.7                                 | 118.2   |
|                            | <b>Sept</b>          | 129.2   | 106.1                               | 118.2                                 | 117.7   |
|                            | <b>Okt/Oct</b>       | 128.7   | 106.0                               | 117.5                                 | 118.6   |
| <i>Period<br/>Division</i> |                      | <i>Manufacture of<br/>other transport<br/>equipment</i> | <i>Manufacture of<br/>furniture</i> | <i>Electricity and<br/>gas supply</i> | <i>Water collection,<br/>treatment and supply</i> |

**JADUAL  
TABLE 3.1**
**Perubahan Peratus IHPR (2010=100) Pengeluaran Tempatan mengikut Bahagian (MSIC 2008), Malaysia**  
*Percentage Change of PPI (2010=100) Local Production by Division (MSIC 2008), Malaysia*

| Tempoh                 |               | Jumlah       |       | 01  |       | 02                          |       | 03                             |       |
|------------------------|---------------|--------------|-------|---|-------|-----------------------------|-------|--------------------------------|-------|
| Bahagian               |               |              |       | Pengeluaran tanaman dan ternakan, pemburuan dan aktiviti perkhidmatan berkaitan |       | Perhutanan dan pembalakan   |       | Perikanan dan akuakultur       |       |
| Wajaran (Weight)       |               | 100.000      |       | 5.714   |       | 0.410                       |       | 0.606                          |       |
|                        |               | YoY %        | MoM % | YoY %   | MoM % | YoY %                       | MoM % | YoY %                          | MoM % |
| <b>2018</b>            |               | -1.1         |       | -17.8   |       | 5.5                         |       | 7.7                            |       |
| <b>2019</b>            |               | -1.4         |       | -5.3  |       | 4.5                         |       | 1.9                            |       |
| <b>2020</b>            |               | -2.7         |       | 19.8  |       | 2.4                         |       | -8.0                           |       |
| <b>2021</b>            |               | 9.5          |       | 34.5  |       | 4.0                         |       | 7.4                            |       |
| <b>2022</b>            |               | 7.8          |       | 0.4   |       | 9.1                         |       | 6.6                            |       |
| <b>2022</b>            | ST1/Q1        | 10.2         |       | 19.9  |       | 5.8                         |       | 8.4                            |       |
|                        | ST2/Q2        | 11.1         |       | 18.8  |       | 7.7                         |       | 8.7                            |       |
|                        | ST3/Q3        | 6.5          |       | -14.9   |       | 12.3                        |       | 4.3                            |       |
|                        | ST4/Q4        | 3.5          |       | -21.6   |       | 10.3                        |       | 5.3                            |       |
| <b>2023</b>            | ST1/Q1        | -0.8         |       | -29.5   |       | 15.2                        |       | 3.4                            |       |
|                        | ST2/Q2        | -4.1         |       | -29.1   |       | 15.9                        |       | 10.3                           |       |
|                        | ST3/Q3        | -1.4         |       | 1.0   |       | 5.4                         |       | 7.7                            |       |
| <b>2022</b>            | Jan - Okt/Oct | 8.6          |       | 5.1   |       | 8.9                         |       | 6.6                            |       |
| <b>2023</b>            | Jan - Okt/Oct | -2.0         |       | -19.5   |       | 11.2                        |       | 7.0                            |       |
| <b>2022</b>            | Jan           | 9.2          | 1.3   | 12.8  | 4.9   | 8.5                         | -2.2  | 11.3                           | 3.2   |
|                        | Feb           | 9.7          | 2.0   | 19.2  | 7.8   | 4.5                         | -3.7  | 8.1                            | 2.6   |
|                        | Mac/Mar       | 11.6         | 2.4   | 27.5  | 9.6   | 4.6                         | 0.1   | 5.9                            | -0.3  |
|                        | Apr           | 11.0         | 0.2   | 19.4  | -3.4  | 6.6                         | 2.6   | 6.3                            | 1.1   |
|                        | Mei/May       | 11.2         | 1.2   | 17.7  | 1.1   | 6.5                         | -0.4  | 9.9                            | -0.6  |
|                        | Jun/June      | 10.9         | -0.1  | 19.2  | -10.8 | 10.1                        | 4.5   | 9.9                            | -0.2  |
|                        | Jul/July      | 7.6          | -2.3  | -12.9   | -25.3 | 12.7                        | 3.3   | 4.5                            | -1.5  |
|                        | Ogos/Aug      | 6.8          | -0.2  | -13.0   | 2.7   | 10.9                        | 1.2   | 4.1                            | 1.4   |
|                        | Sept          | 4.9          | -1.4  | -18.9   | -6.6  | 13.3                        | 5.2   | 4.3                            | -0.3  |
|                        | Okt/Oct       | 4.0          | 0.1   | -21.6   | -2.1  | 10.4                        | -2.5  | 2.6                            | -0.9  |
|                        | Nov           | 3.2          | 0.6   | -22.3   | 5.9   | 11.3                        | 1.3   | 8.9                            | 4.9   |
|                        | Dis/Dec       | 3.5          | -0.3  | -20.8   | -1.6  | 9.3                         | -0.1  | 4.4                            | -4.6  |
| <b>2023</b>            | Jan           | 1.3          | -0.8  | -24.6   | -0.1  | 11.0                        | -0.7  | 5.3                            | 4.1   |
|                        | Feb           | -0.8         | -0.2  | -30.0   | 0.1   | 16.4                        | 1.0   | -0.6                           | -3.1  |
|                        | Mac/Mar       | -2.9         | 0.3   | -33.0   | 4.9   | 18.2                        | 1.6   | 5.7                            | 6.0   |
|                        | Apr           | -3.0         | 0.2   | -30.1   | 0.9   | 16.2                        | 0.9   | 4.6                            | 0.0   |
|                        | Mei/May       | -4.6         | -0.4  | -32.0   | -1.7  | 19.1                        | 2.0   | 12.8                           | 7.2   |
|                        | Jun/June      | -4.8         | -0.3  | -24.7   | -1.2  | 12.5                        | -1.3  | 13.6                           | 0.5   |
|                        | Jul/July      | -2.3         | 0.2   | 2.1   | 1.3   | 6.8                         | -1.9  | 16.5                           | 0.9   |
|                        | Ogos/Aug      | -2.2         | 0.0   | -2.0  | -1.3  | 7.9                         | 2.2   | 3.7                            | -9.8  |
|                        | Sept          | 0.2          | 0.9   | 3.3   | -1.5  | 1.8                         | -0.8  | 3.1                            | -0.8  |
|                        | Okt/Oct       | -0.3         | -0.3  | 3.5   | -1.9  | 5.3                         | 0.9   | 5.2                            | 1.2   |
| <i>Period Division</i> |               | <i>Total</i> |       | <i>Crop and animal production, hunting and related service activities</i>       |       | <i>Forestry and logging</i> |       | <i>Fishing and aquaculture</i> |       |

**JADUAL  
TABLE 3.1**
**Perubahan Peratus IHPR (2010=100) Pengeluaran Tempatan mengikut Bahagian (MSIC 2008), Malaysia (samb.)**  
*Percentage Change of PPI (2010=100) Local Production by Division (MSIC 2008), Malaysia (cont'd)*

| Tempoh                    | 06   |       | 10                                  |       | 11                              |       | 12                                     |       | 13                             |       |      |
|---------------------------|--|-------|-------------------------------------|-------|---------------------------------|-------|--|-------|--------------------------------|-------|------|
| Bahagian                  | Pengekstrakan petroleum mentah dan gas asli          |       | Pembuatan produk makanan            |       | Pembuatan minuman               |       | Pembuatan produk tembakau              |       | Pembuatan tekstil              |       |      |
| Wajaran ( <i>Weight</i> ) | 7.927  |       | 14.531                              |       | 0.671                           |       | 0.306                                  |       | 0.634                          |       |      |
|                           | YoY %  | MoM % | YoY %                               | MoM % | YoY %                           | MoM % | YoY %                                  | MoM % | YoY %                          | MoM % |      |
| <b>2018</b>               | 17.5   |       | -9.6                                |       | -0.7                            |       | 0.6                                    |       | -3.6                           |       |      |
| <b>2019</b>               | -3.7   |       | -6.3                                |       | 0.2                             |       | -1.0                                   |       | -2.5                           |       |      |
| <b>2020</b>               | -36.3  |       | 5.9                                 |       | -1.0                            |       | 0.3                                    |       | 2.2                            |       |      |
| <b>2021</b>               | 41.2   |       | 15.9                                |       | -0.7                            |       | 0.3                                    |       | 0.7                            |       |      |
| <b>2022</b>               | 12.6   |       | 11.9                                |       | 0.6                             |       | 0.0                                    |       | 5.6                            |       |      |
| <b>2022</b>               | <b>ST1/Q1</b>  | 28.3  |                                     | 14.6  |                                 | -1.1  |  | 0.0   |                                | 4.5   |      |
|                           | <b>ST2/Q2</b>  | 18.8  |                                     | 18.6  |                                 | 0.1   |  | 0.0   |                                | 5.7   |      |
|                           | <b>ST3/Q3</b>  | 4.9   |                                     | 12.0  |                                 | 1.5   |  | 0.0   |                                | 6.6   |      |
|                           | <b>ST4/Q4</b>  | 1.8   |                                     | 3.3   |                                 | 1.8   |  | 0.0   |                                | 5.2   |      |
| <b>2023</b>               | <b>ST1/Q1</b>  | -6.8  |                                     | -3.0  |                                 | 2.8   |  | 0.5   |                                | 2.3   |      |
|                           | <b>ST2/Q2</b>  | -10.8 |                                     | -8.9  |                                 | 0.5   |  | 2.1   |                                | 2.8   |      |
|                           | <b>ST3/Q3</b>  | -2.8  |                                     | -7.3  |                                 | 1.1   |  | 0.8   |                                | 1.8   |      |
| <b>2022</b>               | <b>Jan - Okt/Oct</b>                                 | 14.6  |                                     | 14.1  |                                 | 0.3   |  | 0.0   |                                | 5.6   |      |
| <b>2023</b>               | <b>Jan - Okt/Oct</b>                                 | -6.1  |                                     | -6.3  |                                 | 1.4   |  | 1.0   |                                | 2.4   |      |
| <b>2022</b>               | <b>Jan</b>   | 34.3  | 3.1                                 | 13.1  | 1.8                             | -1.6  | -0.2                                   | 0.0   | 0.0                            | 3.7   | 0.5  |
|                           | <b>Feb</b>   | 23.3  | 3.6                                 | 14.5  | 2.5                             | -1.1  | 0.6                                    | 0.0   | 0.0                            | 5.1   | 1.3  |
|                           | <b>Mac/Mar</b>                                       | 28.2  | 5.0                                 | 16.3  | 2.9                             | -0.8  | 0.0                                    | 0.0   | 0.0                            | 4.6   | 0.3  |
|                           | <b>Apr</b>   | 18.4  | -6.6                                | 18.1  | 2.8                             | -0.5  | 0.1                                    | 0.0   | 0.0                            | 5.0   | 0.3  |
|                           | <b>Mei/May</b>                                       | 20.6  | 4.0                                 | 19.3  | 2.3                             | 0.6   | 0.9                                    | 0.0   | 0.0                            | 5.8   | 1.6  |
|                           | <b>Jun/June</b>                                      | 17.5  | 5.4                                 | 18.6  | 0.1                             | 0.4   | -0.2                                   | 0.0   | 0.0                            | 6.5   | -0.2 |
|                           | <b>Jul/July</b>                                      | 9.0   | -3.6                                | 15.4  | -2.5                            | 0.9   | -0.1                                   | 0.0   | 0.0                            | 6.6   | 0.6  |
|                           | <b>Ogos/Aug</b>                                      | 5.8   | -3.7                                | 12.2  | -2.3                            | 1.5   | -0.1                                   | 0.0   | 0.0                            | 6.8   | 0.5  |
|                           | <b>Sept</b>  | 0.0   | -4.9                                | 8.4   | -2.9                            | 2.0   | 0.4                                    | 0.0   | 0.0                            | 6.6   | 0.0  |
|                           | <b>Okt/Oct</b>                                       | -0.5  | 5.0                                 | 5.4   | -1.7                            | 1.6   | 0.8                                    | 0.0   | 0.0                            | 5.4   | -0.5 |
|                           | <b>Nov</b>   | 2.4   | 0.5                                 | 2.8   | -0.1                            | 1.8   | 0.9                                    | 0.0   | 0.0                            | 5.4   | 0.7  |
|                           | <b>Dis/Dec</b>                                       | 3.7   | -3.0                                | 1.7   | -0.8                            | 1.9   | -1.1                                   | 0.0   | 0.0                            | 4.9   | -0.4 |
| <b>2023</b>               | <b>Jan</b>   | -2.2  | -2.8                                | -0.4  | -0.3                            | 2.6   | 0.5                                    | 0.1   | 0.1                            | 1.6   | -2.6 |
|                           | <b>Feb</b>   | -6.5  | -0.9                                | -2.8  | 0.1                             | 4.1   | 2.1                                    | 0.8   | 0.7                            | 1.8   | 1.5  |
|                           | <b>Mac/Mar</b>                                       | -11.5 | -0.6                                | -5.6  | -0.1                            | 1.7   | -2.3                                   | 0.8   | 0.0                            | 3.7   | 2.2  |
|                           | <b>Apr</b>   | -4.7  | 0.5                                 | -7.3  | 0.9                             | 1.0   | -0.7                                   | 4.6   | 3.8                            | 3.9   | 0.5  |
|                           | <b>Mei/May</b>                                       | -10.7 | -2.5                                | -9.6  | -0.2                            | 0.1   | 0.0                                    | 0.8   | -3.7                           | 2.0   | -0.3 |
|                           | <b>Jun/June</b>                                      | -16.6 | -1.6                                | -9.9  | -0.3                            | 0.4   | 0.1                                    | 0.7   | -0.1                           | 2.6   | 0.4  |
|                           | <b>Jul/July</b>                                      | -10.8 | 3.1                                 | -8.9  | -1.4                            | 0.1   | -0.4                                   | 0.7   | 0.0                            | 2.2   | 0.2  |
|                           | <b>Ogos/Aug</b>                                      | -3.8  | 3.9                                 | -7.6  | -1.0                            | 1.4   | 1.2                                    | 0.9   | 0.2                            | 1.3   | -0.4 |
|                           | <b>Sept</b>  | 6.9   | 5.6                                 | -5.3  | -0.4                            | 2.0   | 0.9                                    | 0.7   | -0.2                           | 1.7   | 0.4  |
|                           | <b>Okt/Oct</b>                                       | 0.5   | -1.3                                | -4.2  | -0.6                            | 0.1   | -1.1                                   | 0.7   | 0.0                            | 2.8   | 0.6  |
| <i>Period Division</i>    | <i>Extraction of crude petroleum and natural gas</i> |       | <i>Manufacture of food products</i> |       | <i>Manufacture of beverages</i> |       | <i>Manufacture of tobacco products</i> |       | <i>Manufacture of textiles</i> |       |      |

**JADUAL  
TABLE 3.1**
**Perubahan Peratus IHPR (2010=100) Pengeluaran Tempatan mengikut Bahagian (MSIC 2008), Malaysia (samb.)**  
*Percentage Change of PPI (2010=100) Local Production by Division (MSIC 2008), Malaysia (cont'd)*

| Tempoh                 | 14                                    |       | 15   |       | 16  |       | 17   |       |
|------------------------|---------------------------------------|-------|--|-------|---|-------|--|-------|
| Bahagian               | Pembuatan pakaian                     |       | Pembuatan produk kulit dan barangan berkaitan      |       | Pembuatan kayu dan produk kayu dan gabus, kecuali perabot; pembuatan bagi artikel jerami dan bahan-bahan anyaman                    |       | Pembuatan kertas dan produk kertas             |       |
| Wajaran (Weight)       | 0.550                                 |       | 0.138  |       | 1.678   |       | 1.229  |       |
|                        | YoY %                                 | MoM % | YoY %  | MoM % | YoY %   | MoM % | YoY %  | MoM % |
| <b>2018</b>            | -3.0                                  |       | -1.2   |       | 1.2   |       | 1.0  |       |
| <b>2019</b>            | 0.4                                   |       | -0.1   |       | 1.1   |       | -0.4   |       |
| <b>2020</b>            | -0.3                                  |       | 0.7  |       | -2.3  |       | -1.7   |       |
| <b>2021</b>            | -2.1                                  |       | -0.4   |       | 0.8   |       | 3.3  |       |
| <b>2022</b>            | 1.0                                   |       | -1.5   |       | 9.3   |       | 6.2  |       |
| <b>2022</b>            |                                       |       |  |       |   |       |  |       |
| ST1/Q1                 | -0.4                                  |       | -1.0   |       | 7.6   |       | 4.7  |       |
| ST2/Q2                 | 2.1                                   |       | -2.7   |       | 9.8   |       | 5.5  |       |
| ST3/Q3                 | 0.9                                   |       | -1.7   |       | 9.8   |       | 7.6  |       |
| ST4/Q4                 | 1.4                                   |       | -1.0   |       | 9.7   |       | 6.9  |       |
| <b>2023</b>            |                                       |       |  |       |   |       |  |       |
| ST1/Q1                 | -0.7                                  |       | -1.2   |       | 5.3   |       | 4.8  |       |
| ST2/Q2                 | -1.6                                  |       | 3.1  |       | 1.4   |       | 1.1  |       |
| ST3/Q3                 | 5.8                                   |       | 3.8  |       | -1.2  |       | -3.9   |       |
| <b>2022</b>            |                                       |       |  |       |   |       |  |       |
| Jan - Okt/Oct          | 0.9                                   |       | -1.6   |       | 9.2   |       | 6.1  |       |
| <b>2023</b>            |                                       |       |  |       |   |       |  |       |
| Jan - Okt/Oct          | 1.9                                   |       | 1.6  |       | 1.4   |       | 0.0  |       |
| <b>2022</b>            |                                       |       |  |       |   |       |  |       |
| Jan                    | -1.6                                  | 1.2   | -0.8   | -0.2  | 6.1   | 0.9   | 4.6  | -0.2  |
| Feb                    | -0.3                                  | 0.2   | -0.3   | -0.1  | 7.7   | 1.2   | 4.4  | 1.2   |
| Mac/Mar                | 0.6                                   | -0.4  | -1.7   | -1.3  | 9.0   | 1.3   | 5.1  | 1.1   |
| Apr                    | 2.8                                   | 0.2   | -2.7   | -1.1  | 10.1  | 0.9   | 5.0  | 1.1   |
| Mei/May                | 2.8                                   | 0.3   | -2.9   | -0.7  | 9.9   | 0.6   | 5.7  | 1.0   |
| Jun/June               | 0.7                                   | -1.2  | -2.4   | 0.5   | 9.5   | 0.7   | 5.5  | 0.4   |
| Jul/July               | 1.7                                   | 0.5   | -2.0   | 0.3   | 10.1  | 1.0   | 6.7  | 1.2   |
| Ogos/Aug               | 1.0                                   | 0.1   | -1.8   | 0.0   | 10.2  | 0.3   | 8.3  | 1.6   |
| Sept                   | 0.0                                   | 0.7   | -1.3   | 0.7   | 9.4   | 0.3   | 7.8  | 0.1   |
| Okt/Oct                | 1.5                                   | -0.1  | -0.5   | 0.7   | 9.9   | 0.8   | 7.0  | -0.2  |
| Nov                    | 0.3                                   | -0.1  | -1.3   | -0.3  | 9.7   | 0.4   | 7.4  | -0.2  |
| Dis/Dec                | 2.4                                   | 1.0   | -1.3   | 0.2   | 9.2   | 0.3   | 6.5  | -0.7  |
| <b>2023</b>            |                                       |       |  |       |   |       |  |       |
| Jan                    | 0.8                                   | -0.4  | -1.3   | -0.2  | 7.5   | -0.7  | 6.5  | -0.2  |
| Feb                    | -1.0                                  | -1.6  | -1.6   | -0.5  | 5.2   | -1.0  | 4.9  | -0.3  |
| Mac/Mar                | -2.0                                  | -1.4  | -0.6   | -0.2  | 3.3   | -0.5  | 3.3  | -0.5  |
| Apr                    | -3.3                                  | -1.1  | 1.6  | 1.1   | 2.3   | -0.1  | 3.0  | 0.8   |
| Mei/May                | -2.7                                  | 0.9   | 3.7  | 1.4   | 1.3   | -0.3  | 0.8  | -1.1  |
| Jun/June               | 1.3                                   | 2.8   | 4.0  | 0.8   | 0.6   | 0.0   | -0.2   | -0.6  |
| Jul/July               | 4.1                                   | 3.2   | 5.1  | 1.4   | -1.0  | -0.6  | -1.9   | -0.5  |
| Ogos/Aug               | 6.1                                   | 2.1   | 3.5  | -1.6  | -1.5  | -0.3  | -4.5   | -1.2  |
| Sept                   | 7.3                                   | 1.8   | 2.5  | -0.3  | -1.1  | 0.8   | -5.2   | -0.6  |
| Okt/Oct                | 8.1                                   | 0.6   | -0.3   | -2.0  | -1.6  | 0.3   | -5.7   | -0.8  |
| <i>Period Division</i> | <i>Manufacture of wearing apparel</i> |       | <i>Manufacture of leather and related products</i> |       | <i>Manufacture of wood and products of wood and cork, except furniture; manufacture of articles of straw and plaiting materials</i> |       | <i>Manufacture of paper and paper products</i> |       |

**JADUAL  
TABLE 3.1**
**Perubahan Peratus IHPR (2010=100) Pengeluaran Tempatan mengikut Bahagian (MSIC 2008), Malaysia (samb.)**  
*Percentage Change of PPI (2010=100) Local Production by Division (MSIC 2008), Malaysia (cont'd)*

| Tempoh                    |  | 18   |   | 19  |   | 20                               |   | 21  |       |
|---------------------------|--|--|---|---|---|----------------------------------|---|---|-------|
| Bahagian                  |  | Percetakan dan penerbitan semula media rakaman |   | Pembuatan kok dan produk petroleum bertapis |   | Pembuatan kimia dan produk kimia |   | Pembuatan produk farmaseutikal asas, kimia perubatan dan botani |       |
| Wajaran ( <i>Weight</i> ) |  | 0.723  |   | 10.038                                      |   | 6.691                            |   | 0.287   |       |
|                           |  | YoY %  | MoM %   | YoY %                                       | MoM %   | YoY %                            | MoM %   | YoY %   | MoM % |
| <b>2018</b>               |  | -3.8   |   | 10.7  |   | 0.0                              |   | 3.8   |       |
| <b>2019</b>               |  | 0.7  |   | 1.4   |   | -3.5                             |   | 1.4   |       |
| <b>2020</b>               |  | -1.2   |   | -6.9  |   | -3.6                             |   | -4.0  |       |
| <b>2021</b>               |  | -1.7   |   | 13.3  |   | 7.7                              |   | -1.8  |       |
| <b>2022</b>               |  | -0.1   |   | 20.4  |   | 8.6                              |   | 2.8   |       |
| <b>2022</b>               | <b>ST1/Q1</b>                                      | -1.4   |   | 20.7  |   | 11.9                             |   | 0.5   |       |
|                           | <b>ST2/Q2</b>                                      | -0.3   |   | 22.9  |   | 11.3                             |   | 2.2   |       |
|                           | <b>ST3/Q3</b>                                      | -0.6   |   | 21.5  |   | 8.2                              |   | 3.7   |       |
|                           | <b>ST4/Q4</b>                                      | 1.8  |   | 16.8  |   | 3.5                              |   | 4.7   |       |
| <b>2023</b>               | <b>ST1/Q1</b>                                      | 2.8  |   | 5.7   |   | -0.7                             |   | 6.6   |       |
|                           | <b>ST2/Q2</b>                                      | -1.0   |   | -4.6  |   | -4.1                             |   | 5.1   |       |
|                           | <b>ST3/Q3</b>                                      | -2.9   |   | -10.8                                       |   | -6.2                             |   | 4.6   |       |
| <b>2022</b>               | <b>Jan - Okt/Oct</b>                               | -0.5   |   | 21.5  |   | 9.7                              |   | 2.4   |       |
| <b>2023</b>               | <b>Jan - Okt/Oct</b>                               | -0.6   |   | -4.0  |   | -3.5                             |   | 5.4   |       |
| <b>2022</b>               | <b>Jan</b>   | -1.5   | -1.3  | 19.2  | 1.7   | 12.9                             | 0.7   | 0.0   | -0.2  |
|                           | <b>Feb</b>   | -1.6   | 0.7   | 20.3  | 2.1   | 11.3                             | 0.7   | 0.3   | 0.7   |
|                           | <b>Mac/Mar</b>                                     | -0.8   | 0.5   | 22.7  | 2.9   | 11.4                             | 1.2   | 1.5   | 1.1   |
|                           | <b>Apr</b>   | 0.0  | 0.5   | 23.4  | 2.4   | 12.0                             | 1.6   | 2.0   | 0.8   |
|                           | <b>Mei/May</b>                                     | -0.7   | 0.0   | 22.9  | 1.3   | 11.4                             | 0.9   | 2.9   | 0.2   |
|                           | <b>Jun/June</b>                                    | -0.2   | -0.1  | 22.3  | 1.8   | 10.5                             | 1.0   | 2.0   | -0.5  |
|                           | <b>Jul/July</b>                                    | -0.9   | 0.5   | 23.3  | 2.2   | 10.1                             | 0.7   | 2.9   | 0.6   |
|                           | <b>Ogos/Aug</b>                                    | 0.2  | 0.9   | 21.8  | 0.7   | 8.3                              | -0.9  | 3.9   | 1.3   |
|                           | <b>Sept</b>  | -1.2   | -1.0  | 19.3  | -1.1  | 6.2                              | -1.4  | 4.1   | 0.5   |
|                           | <b>Okt/Oct</b>                                     | 1.6  | 1.4   | 20.0  | 1.3   | 4.2                              | -2.0  | 4.3   | 0.1   |
|                           | <b>Nov</b>   | 0.9  | 0.2   | 16.3  | -0.7  | 3.1                              | 0.2   | 4.4   | 0.1   |
|                           | <b>Dis/Dec</b>                                     | 2.9  | 0.5   | 14.2  | -1.1  | 3.1                              | 0.3   | 5.3   | 0.6   |
| <b>2023</b>               | <b>Jan</b>   | 4.2  | 0.0   | 9.5   | -2.5  | 0.8                              | -1.4  | 7.9   | 2.3   |
|                           | <b>Feb</b>   | 3.1  | -0.4  | 6.2   | -0.9  | -0.7                             | -0.8  | 6.4   | -0.7  |
|                           | <b>Mac/Mar</b>                                     | 1.0  | -1.4  | 1.5   | -1.6  | -2.2                             | -0.2  | 5.6   | 0.3   |
|                           | <b>Apr</b>   | -0.4   | -0.9  | -1.7  | -0.8  | -3.0                             | 0.7   | 6.0   | 1.2   |
|                           | <b>Mei/May</b>                                     | -0.7   | -0.3  | -4.1  | -1.2  | -3.4                             | 0.4   | 5.0   | -0.8  |
|                           | <b>Jun/June</b>                                    | -2.0   | -1.4  | -7.8  | -2.2  | -5.7                             | -1.3  | 4.0   | -1.4  |
|                           | <b>Jul/July</b>                                    | -3.1   | -0.6  | -11.7                                       | -2.2  | -6.9                             | -0.6  | 4.1   | 0.7   |
|                           | <b>Ogos/Aug</b>                                    | -3.6   | 0.4   | -13.4                                       | -1.2  | -6.6                             | -0.7  | 4.4   | 1.6   |
|                           | <b>Sept</b>  | -2.0   | 0.6   | -7.1  | 6.1   | -5.2                             | 0.1   | 5.3   | 1.4   |
|                           | <b>Okt/Oct</b>                                     | -2.8   | 0.5   | -8.8  | -0.6  | -2.0                             | 1.3   | 5.5   | 0.2   |
| <i>Period Division</i>    | <i>Printing and reproduction of recorded media</i> |  | <i>Manufacture of coke and refined petroleum products</i> |   | <i>Manufacture of chemicals and chemical products</i> |                                  | <i>Manufacture of basic pharmaceutical products and pharmaceutical preparations</i> |   |       |

**JADUAL  
TABLE 3.1**
**Perubahan Peratus IHPR (2010=100) Pengeluaran Tempatan mengikut Bahagian (MSIC 2008), Malaysia (samb.)**  
*Percentage Change of PPI (2010=100) Local Production by Division (MSIC 2008), Malaysia (cont'd)*

| Tempoh                 | 22   |       | 23  |       | 24                                 |       | 25  |       |      |
|------------------------|--|-------|---|-------|------------------------------------|-------|---|-------|------|
| Bahagian               | Pembuatan produk getah dan plastik                 |       | Pembuatan produk galian bukan logam lain                  |       | Pembuatan logam asas               |       | Pembuatan produk logam, kecuali mesin dan kelengkapan                           |       |      |
| Wajaran (Weight)       | 4.744  |       | 2.930   |       | 3.064                              |       | 3.620   |       |      |
|                        | YoY %  | MoM % | YoY %   | MoM % | YoY %                              | MoM % | YoY %   | MoM % |      |
| <b>2018</b>            | -4.5   |       | -1.9  |       | 3.2                                |       | -0.7  |       |      |
| <b>2019</b>            | -1.5   |       | -0.2  |       | -1.9                               |       | -1.2  |       |      |
| <b>2020</b>            | -0.5   |       | -1.8  |       | -1.6                               |       | -2.1  |       |      |
| <b>2021</b>            | 6.4  |       | -1.4  |       | 5.7                                |       | 3.7   |       |      |
| <b>2022</b>            | 0.4  |       | 5.3   |       | 6.6                                |       | 7.3   |       |      |
| <b>2022</b>            | <b>ST1/Q1</b>                                      | 2.0   |   | 2.8   |                                    | 8.8   |   | 9.7   |      |
|                        | <b>ST2/Q2</b>                                      | 0.1   |   | 5.2   |                                    | 9.3   |   | 9.6   |      |
|                        | <b>ST3/Q3</b>                                      | 0.2   |   | 6.6   |                                    | 6.0   |   | 6.7   |      |
|                        | <b>ST4/Q4</b>                                      | -0.7  |   | 6.2   |                                    | 2.3   |   | 3.7   |      |
| <b>2023</b>            | <b>ST1/Q1</b>                                      | -1.4  |   | 6.0   |                                    | 0.0   |   | 2.2   |      |
|                        | <b>ST2/Q2</b>                                      | -0.8  |   | 4.4   |                                    | -1.5  |   | 0.4   |      |
|                        | <b>ST3/Q3</b>                                      | -1.1  |   | 3.4   |                                    | 0.3   |   | 2.3   |      |
| <b>2022</b>            | <b>Jan - Okt/Oct</b>                               | 0.6   |   | 5.1   |                                    | 7.5   |   | 8.2   |      |
| <b>2023</b>            | <b>Jan - Okt/Oct</b>                               | -1.0  |   | 4.3   |                                    | -0.2  |   | 1.7   |      |
| <b>2022</b>            | <b>Jan</b>   | 2.9   | -0.3  | 2.2   | 0.0                                | 9.4   | 0.8   | 9.0   | 0.5  |
|                        | <b>Feb</b>   | 2.2   | 0.3   | 2.5   | 0.3                                | 8.6   | 0.7   | 10.1  | 0.7  |
|                        | <b>Mac/Mar</b>                                     | 0.9   | -0.3  | 3.8   | 1.5                                | 8.4   | 0.3   | 10.0  | 0.8  |
|                        | <b>Apr</b>   | -0.1  | -0.8  | 3.7   | 0.7                                | 8.9   | 1.3   | 9.9   | 0.7  |
|                        | <b>Mei/May</b>                                     | 0.0   | 0.6   | 6.0   | 1.6                                | 9.9   | 1.3   | 10.5  | 0.9  |
|                        | <b>Jun/June</b>                                    | 0.4   | 0.5   | 5.8   | -0.1                               | 8.8   | -0.1  | 8.5   | 0.2  |
|                        | <b>Jul/July</b>                                    | 0.6   | 0.2   | 6.4   | 0.5                                | 7.3   | -0.5  | 7.3   | -0.5 |
|                        | <b>Ogos/Aug</b>                                    | 0.9   | 0.7   | 6.6   | 0.5                                | 6.0   | -0.8  | 7.2   | 0.5  |
|                        | <b>Sept</b>  | -0.7  | -1.3  | 6.8   | 0.1                                | 4.7   | -0.4  | 5.5   | -0.6 |
|                        | <b>Okt/Oct</b>                                     | -0.4  | 0.1   | 6.7   | 0.5                                | 3.2   | -0.3  | 4.2   | -0.2 |
|                        | <b>Nov</b>   | -0.5  | -0.3  | 5.9   | 0.4                                | 2.0   | -0.3  | 3.2   | -0.2 |
|                        | <b>Dis/Dec</b>                                     | -1.2  | -0.6  | 6.0   | -0.2                               | 1.7   | -0.2  | 3.5   | 0.5  |
| <b>2023</b>            | <b>Jan</b>   | -1.0  | -0.1  | 6.2   | 0.2                                | 0.2   | -0.8  | 3.2   | 0.2  |
|                        | <b>Feb</b>   | -1.9  | -0.6  | 6.3   | 0.4                                | 0.2   | 0.7   | 2.3   | -0.1 |
|                        | <b>Mac/Mar</b>                                     | -1.4  | 0.2   | 5.3   | 0.5                                | -0.2  | 0.0   | 1.0   | -0.5 |
|                        | <b>Apr</b>   | -0.3  | 0.3   | 4.7   | 0.2                                | -1.1  | 0.3   | 0.6   | 0.4  |
|                        | <b>Mei/May</b>                                     | -0.9  | 0.0   | 4.1   | 1.0                                | -1.9  | 0.4   | -0.1  | 0.2  |
|                        | <b>Jun/June</b>                                    | -1.1  | 0.3   | 4.3   | 0.1                                | -1.5  | 0.3   | 0.4   | 0.6  |
|                        | <b>Jul/July</b>                                    | -0.9  | 0.4   | 3.8   | 0.1                                | -0.8  | 0.3   | 1.8   | 0.9  |
|                        | <b>Ogos/Aug</b>                                    | -1.7  | -0.1  | 3.1   | -0.1                               | 0.3   | 0.3   | 1.9   | 0.6  |
|                        | <b>Sept</b>  | -0.9  | -0.5  | 3.2   | 0.2                                | 1.4   | 0.6   | 3.1   | 0.5  |
|                        | <b>Okt/Oct</b>                                     | -0.3  | 0.7   | 2.1   | -0.5                               | 1.7   | 0.0   | 2.9   | -0.4 |
| <i>Period Division</i> | <i>Manufacture of rubber and plastics products</i> |       | <i>Manufacture of other non-metallic mineral products</i> |       | <i>Manufacture of basic metals</i> |       | <i>Manufacture of fabricated metal products, except machinery and equipment</i> |       |      |

**JADUAL  
TABLE 3.1**
**Perubahan Peratus IHPR (2010=100) Pengeluaran Tempatan mengikut Bahagian (MSIC 2008), Malaysia (samb.)**  
*Percentage Change of PPI (2010=100) Local Production by Division (MSIC 2008), Malaysia (cont'd)*

| Tempoh                    |   | 26  |  | 27                             |  | 28                                       |  | 29   |       |
|---------------------------|---|---|--|--------------------------------|--|--|--|--|-------|
| Bahagian                  |   | Pembuatan komputer, produk elektronik dan optikal |  | Pembuatan kelengkapan elektrik |  | Pembuatan jentera dan peralatan t.t.t.l. |  | Pembuatan kenderaan bermotor, treler dan semi treler |       |
| Wajaran ( <i>Weight</i> ) |   | 18.788  |  | 2.577                          |  | 2.058                                    |  | 3.963  |       |
|                           |   | YoY %   | MoM %                                      | YoY %                          | MoM %  | YoY %                                    | MoM %  | YoY %  | MoM % |
| <b>2018</b>               |   | -4.0  |  | -0.4                           |  | -1.6                                     |  | -2.4   |       |
| <b>2019</b>               |   | 1.5   |  | -0.1                           |  | 0.6                                      |  | 3.3  |       |
| <b>2020</b>               |   | 1.8   |  | -0.2                           |  | -1.9                                     |  | -1.6   |       |
| <b>2021</b>               |   | -2.2  |  | 1.2                            |  | 2.1                                      |  | 1.2  |       |
| <b>2022</b>               |   | 3.3   |  | 8.9                            |  | 2.2                                      |  | 4.5  |       |
| <b>2022</b>               | <b>ST1/Q1</b>   | -1.1  |  | 7.5                            |  | 3.0                                      |  | 2.4  |       |
|                           | <b>ST2/Q2</b>   | 1.6   |  | 8.6                            |  | 1.8                                      |  | 3.9  |       |
|                           | <b>ST3/Q3</b>   | 5.5   |  | 10.2                           |  | 2.0                                      |  | 5.4  |       |
|                           | <b>ST4/Q4</b>   | 7.6   |  | 9.3                            |  | 2.0                                      |  | 6.2  |       |
| <b>2023</b>               | <b>ST1/Q1</b>   | 8.8   |  | 5.8                            |  | 0.4                                      |  | 6.0  |       |
|                           | <b>ST2/Q2</b>   | 7.2   |  | 4.6                            |  | -2.4                                     |  | 8.1  |       |
|                           | <b>ST3/Q3</b>   | 7.0   |  | 2.8                            |  | -4.6                                     |  | 10.0   |       |
| <b>2022</b>               | <b>Jan - Okt/Oct</b>  | 2.4   |  | 8.8                            |  | 2.4                                      |  | 4.1  |       |
| <b>2023</b>               | <b>Jan - Okt/Oct</b>  | 7.3   |  | 4.4                            |  | -2.6                                     |  | 8.4  |       |
| <b>2022</b>               | <b>Jan</b>  | -2.4  | -0.5                                       | 6.9                            | 1.9  | 3.8                                      | 0.8  | 1.8  | 1.5   |
|                           | <b>Feb</b>  | -0.9  | 0.8  | 7.9                            | 1.2  | 2.2                                      | -0.5   | 2.3  | 0.3   |
|                           | <b>Mac/Mar</b>  | 0.1   | 0.6  | 8.0                            | 0.7  | 2.9                                      | -0.5   | 3.2  | 1.5   |
|                           | <b>Apr</b>  | 1.6   | 1.1  | 7.9                            | 0.4  | 1.6                                      | -0.1   | 3.9  | 0.1   |
|                           | <b>Mei/May</b>  | 1.3   | -0.1                                       | 8.9                            | 0.9  | 1.7                                      | 0.4  | 3.2  | 0.1   |
|                           | <b>Jun/June</b>   | 2.1   | 0.9  | 9.0                            | 0.9  | 2.1                                      | 0.7  | 4.4  | 0.8   |
|                           | <b>Jul/July</b>   | 4.1   | 0.9  | 10.7                           | 1.2  | 1.6                                      | -0.2   | 5.3  | 0.7   |
|                           | <b>Ogos/Aug</b>   | 5.6   | 1.3  | 9.6                            | 0.9  | 2.0                                      | 0.2  | 5.2  | -0.5  |
|                           | <b>Sept</b>   | 6.6   | 0.9  | 10.3                           | 0.3  | 2.4                                      | 0.6  | 6.0  | 0.6   |
|                           | <b>Okt/Oct</b>  | 6.7   | 0.3  | 8.4                            | -0.8   | 3.0                                      | 0.8  | 5.8  | 0.1   |
|                           | <b>Nov</b>  | 6.9   | 1.3  | 9.6                            | 1.2  | 1.5                                      | -0.9   | 5.9  | 0.3   |
|                           | <b>Dis/Dec</b>  | 9.3   | 1.5  | 9.9                            | 0.6  | 1.7                                      | 0.4  | 6.7  | 1.1   |
| <b>2023</b>               | <b>Jan</b>  | 8.9   | -0.8                                       | 7.0                            | -0.8   | 1.4                                      | 0.5  | 5.4  | 0.3   |
|                           | <b>Feb</b>  | 8.5   | 0.4  | 5.0                            | -0.7   | 0.8                                      | -1.1   | 6.3  | 1.1   |
|                           | <b>Mac/Mar</b>  | 8.9   | 1.0  | 5.3                            | 0.9  | -1.0                                     | -2.2   | 6.3  | 1.5   |
|                           | <b>Apr</b>  | 7.2   | -0.5                                       | 4.7                            | -0.1   | -1.0                                     | -0.1   | 7.3  | 1.0   |
|                           | <b>Mei/May</b>  | 6.6   | -0.6                                       | 4.7                            | 0.9  | -2.9                                     | -1.6   | 8.3  | 1.1   |
|                           | <b>Jun/June</b>   | 7.5   | 1.7  | 4.4                            | 0.5  | -3.0                                     | 0.6  | 8.8  | 1.3   |
|                           | <b>Jul/July</b>   | 8.1   | 1.4  | 3.4                            | 0.3  | -3.9                                     | -1.1   | 8.9  | 0.8   |
|                           | <b>Ogos/Aug</b>   | 7.4   | 0.7  | 2.9                            | 0.4  | -4.4                                     | -0.3   | 10.2   | 0.6   |
|                           | <b>Sept</b>   | 5.4   | -1.0                                       | 2.3                            | -0.2   | -5.6                                     | -0.7   | 10.7   | 1.2   |
|                           | <b>Okt/Oct</b>  | 5.1   | 0.0  | 4.2                            | 1.1  | -6.4                                     | -0.1   | 11.5   | 0.7   |
| <i>Period Division</i>    | <i>Manufacture of computer, electronic and optical products</i> |   | <i>Manufacture of electrical equipment</i> |                                | <i>Manufacture of machinery and equipment n.e.c.</i> |  | <i>Manufacture of motor vehicles, trailers and semi-trailers</i> |  |       |

**JADUAL  
TABLE 3.1**
**Perubahan Peratus IHPR (2010=100) Pengeluaran Tempatan mengikut Bahagian (MSIC 2008), Malaysia (samb.)**  
*Percentage Change of PPI (2010=100) Local Production by Division (MSIC 2008), Malaysia (cont'd)*

| Tempoh           |               | 30                                       |       | 31                       |       | 35                         |       | 36                                     |       |
|------------------|---------------|--|-------|--------------------------|-------|----------------------------|-------|--|-------|
| Bahagian         |               | Pembuatan kelengkapan pengangkutan lain  |       | Pembuatan perabot        |       | Bekalan elektrik dan gas   |       | Penakungan, perawatan dan bekalan air  |       |
| Wajaran (Weight) |               | 1.404                                    |       | 0.947                    |       | 3.442                      |       | 0.330                                  |       |
|                  |               | YoY %                                    | MoM % | YoY %                    | MoM % | YoY %                      | MoM % | YoY %                                  | MoM % |
| 2018             |               | -0.7                                     |       | -7.3                     |       | 1.1                        |       | 0.3                                    |       |
| 2019             |               | 2.0                                      |       | -0.8                     |       | 1.5                        |       | -2.2                                   |       |
| 2020             |               | -2.6                                     |       | 0.9                      |       | -0.4                       |       | -0.2                                   |       |
| 2021             |               | -4.3                                     |       | -1.9                     |       | -0.4                       |       | 0.5                                    |       |
| 2022             |               | 5.4                                      |       | 1.9                      |       | 0.7                        |       | 2.6                                    |       |
| 2022             | ST1/Q1        | -0.3                                     |       | -0.6                     |       | 0.6                        |       | 1.4                                    |       |
|                  | ST2/Q2        | 3.8                                      |       | 2.3                      |       | -0.1                       |       | 1.5                                    |       |
|                  | ST3/Q3        | 7.4                                      |       | 2.7                      |       | 0.9                        |       | 3.1                                    |       |
|                  | ST4/Q4        | 11.0                                     |       | 3.1                      |       | 1.2                        |       | 4.3                                    |       |
| 2023             | ST1/Q1        | 7.6                                      |       | 4.3                      |       | 1.2                        |       | 3.6                                    |       |
|                  | ST2/Q2        | 0.3                                      |       | 3.7                      |       | 0.8                        |       | 3.2                                    |       |
|                  | ST3/Q3        | -2.6                                     |       | 4.1                      |       | 0.2                        |       | 2.3                                    |       |
| 2022             | Jan - Okt/Oct | 4.3                                      |       | 1.6                      |       | 0.5                        |       | 2.3                                    |       |
| 2023             | Jan - Okt/Oct | 1.0                                      |       | 4.1                      |       | 0.6                        |       | 2.8                                    |       |
| 2022             | Jan           | -2.5                                     | 0.5   | -1.9                     | 0.1   | 0.9                        | 0.1   | 1.2                                    | 0.2   |
|                  | Feb           | 0.7                                      | 1.1   | -0.5                     | 0.2   | 0.8                        | 0.2   | 1.4                                    | -0.2  |
|                  | Mac/Mar       | 0.7                                      | 0.2   | 0.7                      | 0.5   | 0.2                        | 0.2   | 1.7                                    | 0.1   |
|                  | Apr           | 2.7                                      | 3.0   | 2.1                      | 0.6   | 0.6                        | 0.7   | 1.2                                    | 0.2   |
|                  | Mei/May       | 4.2                                      | 1.0   | 2.5                      | 0.3   | -0.6                       | -0.5  | 1.2                                    | 0.1   |
|                  | Jun/June      | 4.6                                      | 1.2   | 2.2                      | 0.0   | -0.2                       | -0.4  | 2.1                                    | 0.7   |
|                  | Jul/July      | 5.8                                      | 0.5   | 2.6                      | 0.3   | 0.9                        | 0.9   | 2.1                                    | -0.3  |
|                  | Ogos/Aug      | 6.6                                      | 0.7   | 2.8                      | 0.4   | 0.9                        | 0.1   | 3.0                                    | 0.8   |
|                  | Sept          | 9.7                                      | 1.3   | 2.6                      | 0.3   | 1.2                        | -0.2  | 4.3                                    | 1.1   |
|                  | Okt/Oct       | 10.7                                     | 1.3   | 2.8                      | 0.2   | 1.2                        | 0.4   | 4.9                                    | 0.7   |
|                  | Nov           | 11.6                                     | 0.7   | 3.0                      | 0.2   | 1.4                        | -0.1  | 4.2                                    | 0.2   |
|                  | Dis/Dec       | 10.7                                     | -1.2  | 3.6                      | 0.5   | 1.0                        | -0.3  | 3.8                                    | 0.2   |
| 2023             | Jan           | 9.9                                      | -0.2  | 4.2                      | 0.7   | 1.2                        | 0.3   | 3.8                                    | 0.2   |
|                  | Feb           | 7.7                                      | -1.0  | 4.3                      | 0.3   | 1.0                        | 0.0   | 3.7                                    | -0.3  |
|                  | Mac/Mar       | 5.5                                      | -1.8  | 4.4                      | 0.6   | 1.4                        | 0.5   | 3.3                                    | -0.3  |
|                  | Apr           | 2.6                                      | 0.2   | 3.6                      | -0.2  | 0.1                        | -0.6  | 3.2                                    | 0.0   |
|                  | Mei/May       | -0.4                                     | -1.9  | 3.4                      | 0.1   | 1.2                        | 0.6   | 3.0                                    | -0.1  |
|                  | Jun/June      | -1.3                                     | 0.3   | 4.2                      | 0.8   | 1.0                        | -0.6  | 3.2                                    | 0.9   |
|                  | Jul/July      | -1.8                                     | 0.0   | 3.9                      | 0.0   | 0.1                        | -0.1  | 3.1                                    | -0.3  |
|                  | Ogos/Aug      | -2.7                                     | -0.2  | 4.4                      | 1.0   | -0.1                       | -0.1  | 2.5                                    | 0.2   |
|                  | Sept          | -3.1                                     | 0.8   | 4.1                      | 0.0   | 0.5                        | 0.4   | 0.9                                    | -0.4  |
|                  | Okt/Oct       | -4.8                                     | -0.4  | 3.8                      | -0.1  | -0.5                       | -0.6  | 1.0                                    | 0.8   |
| Period Division  |               | Manufacture of other transport equipment |       | Manufacture of furniture |       | Electricity and gas supply |       | Water collection, treatment and supply |       |

| Peringkat Pemrosesan<br>Stage of Processing  | Kod<br>Code | Wajaran<br>Weight | Indeks<br>Index |              |                 | Perubahan Peratus<br>Percentage Change |                             |
|--|-------------|-------------------|-----------------|--------------|-----------------|--|-----------------------------|
|  |             |                   | Okt/Oct<br>2022 | Sept<br>2023 | Okt/Oct<br>2023 | Okt/Oct 2023 -<br>Okt/Oct 2022         | Okt/Oct 2023 -<br>Sept 2023 |
| <b>Jumlah<br/>Total</b>  |             | <b>100.000</b>    | <b>119.3</b>    | <b>119.4</b> | <b>119.0</b>    | <b>-0.3</b>                            | <b>-0.3</b>                 |
| <b>Bahan mentah untuk diproseskan selanjutnya<br/>Crude materials for further processing</b>       | <b>1</b>    | <b>16.410</b>     | <b>116.1</b>    | <b>122.3</b> | <b>122.3</b>    | <b>5.3</b>                             | <b>0.0</b>                  |
| Bahan makanan dan makanan untuk binatang<br>Foodstuffs and feedstuffs                              | 1.1         | 3.243             | 132.8           | 137.2        | 137.9           | 3.8                                    | 0.5                         |
| Bahan bukan makanan<br>Non-food materials  | 1.2         | 13.167            | 111.2           | 117.6        | 117.5           | 5.7                                    | -0.1                        |
| Bahan bukan makanan kecuali bahan api<br>Non-food materials except fuel                            | 1.2.1       | 3.972             | 103.3           | 109.5        | 106.6           | 3.2                                    | -2.6                        |
| Bahan api mentah<br>Crude fuel   | 1.2.2       | 9.195             | 114.2           | 120.7        | 121.8           | 6.7                                    | 0.9                         |
| <b>Bahan perantaraan, bekalan dan komponen<br/>Intermediate materials, supplies and components</b> | <b>2</b>    | <b>56.119</b>     | <b>128.1</b>    | <b>124.5</b> | <b>124.3</b>    | <b>-3.0</b>                            | <b>-0.2</b>                 |
| Bahan dan komponen untuk pembuatan<br>Materials and components for manufacturing                   | 2.1         | 29.589            | 121.1           | 117.5        | 117.8           | -2.7                                   | 0.3                         |
| Bahan untuk pembuatan makanan<br>Materials for food manufacturing                                  | 2.1.1       | 4.468             | 123.1           | 119.1        | 118.7           | -3.6                                   | -0.3                        |
| Bahan untuk pembuatan lain<br>Materials for other manufacturing                                    | 2.1.2       | 25.121            | 122.4           | 118.9        | 119.4           | -2.5                                   | 0.4                         |
| Bahan dan komponen untuk pembinaan<br>Materials and components for construction                    | 2.2         | 2.896             | 109.8           | 117.5        | 117.6           | 7.1                                    | 0.1                         |
| Bahan api yang diproses dan pelincir<br>Processed fuel and lubricants                              | 2.3         | 11.880            | 154.3           | 137.4        | 133.9           | -13.2                                  | -2.5                        |
| Bekas<br>Containers  | 2.4         | 0.579             | 117.8           | 115.5        | 113.2           | -3.9                                   | -2.0                        |
| Bekalan<br>Supplies  | 2.5         | 11.175            | 131.9           | 139.5        | 140.8           | 6.7                                    | 0.9                         |
| Industri pembuatan<br>Manufacturing industries   | 2.5.1       | 6.793             | 130.9           | 139.9        | 140.1           | 7.0                                    | 0.1                         |
| Industri bukan pembuatan<br>Non-manufacturing industries   | 2.5.2       | 4.382             | 130.7           | 136.3        | 139.0           | 6.4                                    | 2.0                         |
| Makanan binatang<br>Feeds  | 2.5.2.1     | 0.564             | 157.8           | 159.4        | 158.5           | 0.4                                    | -0.6                        |
| Bekalan lain<br>Other supplies   | 2.5.2.2     | 3.818             | 126.2           | 132.4        | 135.7           | 7.5                                    | 2.5                         |

| Peringkat Pemprosesan<br>Stage of Processing  | Kod<br>Code | Wajaran<br>Weight | Indeks<br>Index |              |                 | Perubahan Peratus<br>Percentage Change |                             |
|---|-------------|-------------------|-----------------|--------------|-----------------|--|-----------------------------|
|   |             |                   | Okt/Oct<br>2022 | Sept<br>2023 | Okt/Oct<br>2023 | Okt/Oct 2023 -<br>Okt/Oct 2022         | Okt/Oct 2023 -<br>Sept 2023 |
| <b>Barang siap</b><br><i>Finished goods</i>   | <b>3</b>    | <b>27.471</b>     | <b>103.9</b>    | <b>106.8</b> | <b>106.2</b>    | <b>2.2</b>                             | <b>-0.6</b>                 |
| Barangan pengguna siap<br><i>Finished consumer goods</i>                                  | 3.1         | <b>11.511</b>     | 114.1           | 115.0        | 115.0           | 0.8                                    | 0.0                         |
| Makanan pengguna siap<br><i>Finished consumer foods</i>                                   | 3.1.1       | <b>3.508</b>      | 128.0           | 129.4        | 129.0           | 0.8                                    | -0.3                        |
| Mentah<br><i>Crude</i>  | 3.1.1.1     | <b>0.265</b>      | 145.5           | 161.6        | 161.2           | 10.8                                   | -0.2                        |
| Diproses<br><i>Processed</i>  | 3.1.1.2     | <b>3.243</b>      | 125.9           | 126.3        | 125.8           | -0.1                                   | -0.4                        |
| Barangan pengguna siap kecuali makanan<br><i>Finished consumer goods, excluding foods</i> | 3.1.2       | <b>8.003</b>      | 108.2           | 109.0        | 109.2           | 0.9                                    | 0.2                         |
| Tahan lama<br><i>Durable</i>  | 3.1.2.1     | <b>1.887</b>      | 101.0           | 106.8        | 107.2           | 6.1                                    | 0.4                         |
| Semi-tahan lama<br><i>Semi-durable</i>  | 3.1.2.2     | <b>1.560</b>      | 115.6           | 117.1        | 117.3           | 1.5                                    | 0.2                         |
| Tidak tahan lama<br><i>Non-durable</i>  | 3.1.2.3     | <b>4.556</b>      | 107.8           | 106.1        | 106.2           | -1.5                                   | 0.1                         |
| Kelengkapan modal<br><i>Capital equipment</i>   | 3.2         | <b>15.960</b>     | 98.4            | 102.7        | 101.7           | 3.4                                    | -1.0                        |
| Industri pembuatan<br><i>Manufacturing industries</i>                                     | 3.2.1       | <b>6.037</b>      | 99.9            | 100.3        | 100.2           | 0.3                                    | -0.1                        |
| Industri bukan pembuatan<br><i>Non-manufacturing industries</i>                           | 3.2.2       | <b>9.923</b>      | 97.0            | 103.8        | 102.2           | 5.4                                    | -1.5                        |

**JADUAL  
TABLE 4.1**
**IHPR (2010=100) Pengeluaran Tempatan mengikut Peringkat Pemprosesan, Malaysia**  
*PPI (2010=100) Local Production by Stage of Processing, Malaysia*

| Tempoh                            |               | Jumlah  | 1  | 1.1                                      | 1.2                                   | 1.2.1                                 | 1.2.2            |
|-----------------------------------|---------------|---|--|--|---------------------------------------|---------------------------------------|------------------|
| Peringkat Pemprosesan             |               |   | Bahan mentah untuk diproseskan selanjutnya | Bahan makanan dan makanan untuk binatang | Bahan bukan makanan                   | Bahan bukan makanan kecuali bahan api | Bahan api mentah |
| Wajaran ( <i>Weight</i> )         |               | 100.000                                       | 16.410                                     | 3.243                                    | 13.167                                | 3.972                                 | 9.195            |
| <b>2018</b>                       |               | 106.7   | 110.7                                      | 128.9                                    | 105.7                                 | 80.8                                  | 116.8            |
| <b>2019</b>                       |               | 105.2   | 106.4                                      | 129.2                                    | 100.7                                 | 74.2                                  | 112.7            |
| <b>2020</b>                       |               | 102.4   | 93.3                                       | 124.4                                    | 86.4                                  | 97.4                                  | 80.4             |
| <b>2021</b>                       |               | 112.1   | 121.6                                      | 128.0                                    | 118.4                                 | 142.2                                 | 106.1            |
| <b>2022</b>                       |               | 120.8   | 129.1                                      | 132.3                                    | 126.4                                 | 142.9                                 | 117.5            |
| <b>2022</b>                       | ST1/Q1        | 119.6   | 137.4                                      | 130.6                                    | 136.2                                 | 173.8                                 | 117.0            |
|                                   | ST2/Q2        | 123.6   | 141.3                                      | 132.2                                    | 140.5                                 | 177.9                                 | 121.3            |
|                                   | ST3/Q3        | 120.4   | 120.8                                      | 132.7                                    | 116.7                                 | 111.8                                 | 118.2            |
|                                   | ST4/Q4        | 119.6   | 117.1                                      | 133.5                                    | 112.3                                 | 107.9                                 | 113.6            |
| <b>2023</b>                       | ST1/Q1        | 118.6   | 114.1                                      | 135.9                                    | 108.4                                 | 110.4                                 | 106.6            |
|                                   | ST2/Q2        | 118.5   | 114.8                                      | 140.0                                    | 108.5                                 | 113.4                                 | 105.2            |
|                                   | ST3/Q3        | 118.7   | 118.7                                      | 138.4                                    | 113.2                                 | 111.7                                 | 113.1            |
| <b>2022</b>                       | Jan - Okt/Oct | 121.0   | 131.5                                      | 131.9                                    | 129.2                                 | 149.4                                 | 118.4            |
| <b>2023</b>                       | Jan - Okt/Oct | 118.6   | 116.5                                      | 138.1                                    | 110.8                                 | 111.3                                 | 109.7            |
| <b>2022</b>                       | Jan           | 117.1   | 130.1                                      | 130.9                                    | 127.8                                 | 156.6                                 | 112.9            |
|                                   | Feb           | 119.4   | 136.4                                      | 130.6                                    | 135.1                                 | 172.3                                 | 116.1            |
|                                   | Mac/Mar       | 122.3   | 145.6                                      | 130.3                                    | 145.8                                 | 192.6                                 | 122.1            |
|                                   | Apr           | 122.6   | 140.5                                      | 130.6                                    | 139.8                                 | 185.1                                 | 116.9            |
|                                   | Mei/May       | 124.1   | 143.5                                      | 132.5                                    | 143.0                                 | 186.6                                 | 120.8            |
|                                   | Jun/June      | 124.0   | 139.9                                      | 133.6                                    | 138.7                                 | 162.1                                 | 126.3            |
|                                   | Jul/July      | 121.1   | 123.8                                      | 132.4                                    | 120.2                                 | 112.3                                 | 123.2            |
|                                   | Ogos/Aug      | 120.9   | 122.6                                      | 132.5                                    | 118.8                                 | 116.7                                 | 119.0            |
|                                   | Sept          | 119.2   | 116.0                                      | 133.2                                    | 111.1                                 | 106.3                                 | 112.5            |
|                                   | Okt/Oct       | 119.3   | 116.1                                      | 132.8                                    | 111.2                                 | 103.3                                 | 114.2            |
|                                   | Nov           | 120.0   | 119.1                                      | 134.6                                    | 114.4                                 | 111.3                                 | 115.1            |
|                                   | Dis/Dec       | 119.6   | 116.1                                      | 133.2                                    | 111.2                                 | 109.0                                 | 111.4            |
| <b>2023</b>                       | Jan           | 118.6   | 114.0                                      | 134.9                                    | 108.4                                 | 108.3                                 | 107.7            |
|                                   | Feb           | 118.4   | 113.3                                      | 135.1                                    | 107.7                                 | 108.1                                 | 106.6            |
|                                   | Mac/Mar       | 118.7   | 115.0                                      | 137.8                                    | 109.1                                 | 114.8                                 | 105.5            |
|                                   | Apr           | 118.9   | 115.8                                      | 138.0                                    | 110.0                                 | 116.1                                 | 106.2            |
|                                   | Mei/May       | 118.4   | 114.7                                      | 140.3                                    | 108.4                                 | 113.3                                 | 105.2            |
|                                   | Jun/June      | 118.1   | 113.8                                      | 141.8                                    | 107.0                                 | 110.9                                 | 104.3            |
|                                   | Jul/July      | 118.3   | 116.0                                      | 141.1                                    | 109.7                                 | 113.5                                 | 107.1            |
|                                   | Ogos/Aug      | 118.3   | 117.7                                      | 136.9                                    | 112.4                                 | 112.1                                 | 111.6            |
|                                   | Sept          | 119.4   | 122.3                                      | 137.2                                    | 117.6                                 | 109.5                                 | 120.7            |
|                                   | Okt/Oct       | 119.0   | 122.3                                      | 137.9                                    | 117.5                                 | 106.6                                 | 121.8            |
| <i>Period Stage of Processing</i> | <i>Total</i>  | <i>Crude materials for further processing</i> | <i>Foodstuffs and feedstuffs</i>           | <i>Non-food materials</i>                | <i>Non-food materials except fuel</i> | <i>Crude fuel</i>                     |                  |

**JADUAL  
TABLE 4.1**

**IHPR (2010=100) Pengeluaran Tempatan mengikut Peringkat Pemprosesan, Malaysia (samb.)**  
*PPI (2010=100) Local Production by Stage of Processing, Malaysia (cont'd)*

| Tempoh                            | 2  | 2.1   | 2.1.1                                   | 2.1.2                                    | 2.2  | 2.3                                   |       |
|-----------------------------------|--|---|---|--|--|---------------------------------------|-------|
| Peringkat Pemprosesan             | Bahan perantaraan, bekalan dan komponen                | Bahan dan komponen untuk pembuatan                | Bahan untuk pembuatan makanan           | Bahan untuk pembuatan lain               | Bahan dan komponen untuk pembinaan               | Bahan api yang diproses dan pelincir  |       |
| Wajaran ( <i>Weight</i> )         | 56.119   | 29.589  | 4.468                                   | 25.121                                   | 2.896  | 11.880                                |       |
| 2018                              | 108.0  | 103.4   | 90.1                                    | 107.7                                    | 104.4  | 117.9                                 |       |
| 2019                              | 106.5  | 99.6  | 82.1                                    | 104.7                                    | 104.5  | 120.6                                 |       |
| 2020                              | 106.0  | 101.5   | 92.7                                    | 104.8                                    | 104.0  | 112.1                                 |       |
| 2021                              | 114.2  | 112.1   | 118.4                                   | 112.4                                    | 104.7  | 123.0                                 |       |
| 2022                              | 126.7  | 123.4   | 133.4                                   | 123.1                                    | 109.2  | 145.2                                 |       |
| 2022                              | ST1/Q1   | 122.4   | 120.6                                   | 132.6                                    | 119.8  | 107.6                                 | 136.5 |
|                                   | ST2/Q2   | 127.9   | 127.1                                   | 144.9                                    | 125.3  | 109.4                                 | 142.6 |
|                                   | ST3/Q3   | 128.7   | 124.9                                   | 132.5                                    | 125.1  | 109.6                                 | 148.6 |
|                                   | ST4/Q4   | 128.0   | 120.8                                   | 123.7                                    | 122.0  | 110.2                                 | 153.0 |
| 2023                              | ST1/Q1   | 126.4   | 119.0                                   | 123.4                                    | 119.8  | 112.1                                 | 148.7 |
|                                   | ST2/Q2   | 125.9   | 119.7                                   | 124.1                                    | 120.6  | 114.5                                 | 142.7 |
|                                   | ST3/Q3   | 124.5   | 118.2                                   | 119.9                                    | 119.6  | 116.6                                 | 136.0 |
| 2022                              | Jan - Okt/Oct  | 126.5   | 123.9                                   | 135.3                                    | 123.3  | 109.0                                 | 143.8 |
| 2023                              | Jan - Okt/Oct  | 125.5   | 118.8                                   | 122.1                                    | 119.9  | 114.7                                 | 141.6 |
| 2022                              | Jan  | 120.5   | 118.5                                   | 128.2                                    | 118.2  | 107.3                                 | 133.9 |
|                                   | Feb  | 122.3   | 120.4                                   | 132.4                                    | 119.7  | 107.4                                 | 136.7 |
|                                   | Mac/Mar  | 124.4   | 122.9                                   | 137.3                                    | 121.6  | 108.2                                 | 139.0 |
|                                   | Apr  | 126.6   | 125.7                                   | 142.6                                    | 124.0  | 108.8                                 | 141.1 |
|                                   | Mei/May  | 128.1   | 127.7                                   | 146.7                                    | 125.6  | 109.7                                 | 142.3 |
|                                   | Jun/June   | 128.9   | 128.0                                   | 145.3                                    | 126.3  | 109.8                                 | 144.3 |
|                                   | Jul/July   | 129.1   | 126.8                                   | 138.4                                    | 126.3  | 109.6                                 | 147.2 |
|                                   | Ogos/Aug   | 129.0   | 125.0                                   | 132.3                                    | 125.3  | 109.7                                 | 149.1 |
|                                   | Sept   | 128.0   | 122.8                                   | 126.7                                    | 123.8  | 109.6                                 | 149.6 |
|                                   | Okt/Oct  | 128.1   | 121.1                                   | 123.1                                    | 122.4  | 109.8                                 | 154.3 |
|                                   | Nov  | 128.0   | 121.0                                   | 124.3                                    | 122.1  | 110.2                                 | 152.8 |
|                                   | Dis/Dec  | 127.8   | 120.3                                   | 123.6                                    | 121.4  | 110.6                                 | 152.0 |
| 2023                              | Jan  | 126.6   | 119.1                                   | 123.7                                    | 119.9  | 112.0                                 | 149.9 |
|                                   | Feb  | 126.3   | 118.8                                   | 123.4                                    | 119.6  | 112.0                                 | 148.9 |
|                                   | Mac/Mar  | 126.3   | 119.0                                   | 123.0                                    | 120.0  | 112.3                                 | 147.3 |
|                                   | Apr  | 126.5   | 119.8                                   | 124.8                                    | 120.5  | 113.6                                 | 145.5 |
|                                   | Mei/May  | 126.0   | 119.8                                   | 124.2                                    | 120.6  | 114.8                                 | 143.1 |
|                                   | Jun/June   | 125.3   | 119.6                                   | 123.2                                    | 120.6  | 115.1                                 | 139.5 |
|                                   | Jul/July   | 124.8   | 119.0                                   | 120.9                                    | 120.4  | 115.5                                 | 136.7 |
|                                   | Ogos/Aug   | 124.2   | 118.0                                   | 119.7                                    | 119.4  | 116.7                                 | 133.9 |
|                                   | Sept   | 124.5   | 117.5                                   | 119.1                                    | 118.9  | 117.5                                 | 137.4 |
|                                   | Okt/Oct  | 124.3   | 117.8                                   | 118.7                                    | 119.4  | 117.6                                 | 133.9 |
| <i>Period Stage of Processing</i> | <b>Intermediate materials, supplies and components</b> | <i>Materials and components for manufacturing</i> | <i>Materials for food manufacturing</i> | <i>Materials for other manufacturing</i> | <i>Materials and components for construction</i> | <i>Processed fuels and lubricants</i> |       |

**JADUAL**  
**TABLE 4.1**
**IHPR (2010=100) Pengeluaran Tempatan mengikut Peringkat Pemprosesan, Malaysia (samb.)**  
*PPI (2010=100) Local Production by Stage of Processing, Malaysia (cont'd)*

| Tempoh                            | 2.4               | 2.5             | 2.5.1                           | 2.5.2                               | 2.5.2.1          | 2.5.2.2               |
|-----------------------------------|-------------------|-----------------|---------------------------------|-------------------------------------|------------------|-----------------------|
| Peringkat Pemprosesan             | Bekas             | Bekalan         | Industri pembuatan              | Industri bukan pembuatan            | Makanan binatang | Bekalan lain          |
| <b>Wajaran (Weight)</b>           | <b>0.579</b>      | <b>11.175</b>   | <b>6.793</b>                    | <b>4.382</b>                        | <b>0.564</b>     | <b>3.818</b>          |
| <b>2018</b>                       | 112.4             | 116.2           | 116.0                           | 114.2                               | 118.4            | 113.5                 |
| <b>2019</b>                       | 114.2             | 116.8           | 115.8                           | 116.0                               | 119.0            | 115.4                 |
| <b>2020</b>                       | 112.7             | 117.2           | 117.5                           | 114.6                               | 119.0            | 113.8                 |
| <b>2021</b>                       | 115.8             | 118.0           | 117.8                           | 116.0                               | 129.7            | 113.7                 |
| <b>2022</b>                       | 117.9             | 127.2           | 125.5                           | 127.0                               | 150.3            | 123.0                 |
| <b>2022</b>                       |                   |                 |                                 |                                     |                  |                       |
| ST1/Q1                            | 117.0             | 121.4           | 119.8                           | 121.4                               | 137.7            | 118.7                 |
| ST2/Q2                            | 118.9             | 124.2           | 122.2                           | 124.7                               | 148.3            | 120.7                 |
| ST3/Q3                            | 119.1             | 129.6           | 127.4                           | 130.2                               | 156.7            | 125.7                 |
| ST4/Q4                            | 116.6             | 133.4           | 132.8                           | 131.6                               | 158.4            | 127.0                 |
| <b>2023</b>                       |                   |                 |                                 |                                     |                  |                       |
| ST1/Q1                            | 115.4             | 134.6           | 134.8                           | 131.5                               | 160.4            | 126.6                 |
| ST2/Q2                            | 115.0             | 135.4           | 135.5                           | 132.6                               | 161.8            | 127.6                 |
| ST3/Q3                            | 114.7             | 139.1           | 138.9                           | 136.7                               | 160.0            | 132.8                 |
| <b>2022</b>                       |                   |                 |                                 |                                     |                  |                       |
| Jan - Okt/Oct                     | 118.3             | 125.8           | 123.9                           | 126.0                               | 148.6            | 122.1                 |
| <b>2023</b>                       |                   |                 |                                 |                                     |                  |                       |
| Jan - Okt/Oct                     | 114.9             | 136.8           | 136.8                           | 134.1                               | 160.5            | 129.7                 |
| <b>2022</b>                       |                   |                 |                                 |                                     |                  |                       |
| Jan                               | 116.2             | 120.4           | 119.3                           | 119.6                               | 135.3            | 116.9                 |
| Feb                               | 117.1             | 121.4           | 119.7                           | 121.5                               | 137.2            | 118.9                 |
| Mac/Mar                           | 117.8             | 122.5           | 120.4                           | 123.1                               | 140.7            | 120.2                 |
| Apr                               | 117.9             | 123.5           | 121.2                           | 124.3                               | 143.6            | 121.0                 |
| Mei/May                           | 119.0             | 124.0           | 121.9                           | 124.6                               | 148.7            | 120.5                 |
| Jun/June                          | 119.8             | 125.2           | 123.5                           | 125.2                               | 152.5            | 120.5                 |
| Jul/July                          | 119.1             | 127.5           | 125.3                           | 128.1                               | 156.5            | 123.3                 |
| Ogos/Aug                          | 119.3             | 130.2           | 127.9                           | 131.0                               | 156.5            | 126.7                 |
| Sept                              | 118.9             | 131.1           | 129.0                           | 131.5                               | 157.1            | 127.2                 |
| Okt/Oct                           | 117.8             | 131.9           | 130.9                           | 130.7                               | 157.8            | 126.2                 |
| Nov                               | 115.9             | 133.2           | 132.5                           | 131.6                               | 158.4            | 127.0                 |
| Dis/Dec                           | 116.2             | 135.0           | 134.9                           | 132.4                               | 158.9            | 127.9                 |
| <b>2023</b>                       |                   |                 |                                 |                                     |                  |                       |
| Jan                               | 115.4             | 133.8           | 134.3                           | 130.3                               | 158.7            | 125.5                 |
| Feb                               | 115.8             | 134.5           | 134.8                           | 131.4                               | 161.1            | 126.3                 |
| Mac/Mar                           | 115.1             | 135.5           | 135.4                           | 132.9                               | 161.4            | 128.0                 |
| Apr                               | 115.6             | 135.4           | 136.0                           | 131.9                               | 161.9            | 126.8                 |
| Mei/May                           | 114.6             | 134.9           | 135.3                           | 131.6                               | 161.8            | 126.5                 |
| Jun/June                          | 114.9             | 135.9           | 135.2                           | 134.2                               | 161.7            | 129.5                 |
| Jul/July                          | 114.3             | 137.9           | 137.5                           | 135.8                               | 160.6            | 131.6                 |
| Ogos/Aug                          | 114.3             | 140.0           | 139.4                           | 138.0                               | 159.9            | 134.3                 |
| Sept                              | 115.5             | 139.5           | 139.9                           | 136.3                               | 159.4            | 132.4                 |
| Okt/Oct                           | 113.2             | 140.8           | 140.1                           | 139.0                               | 158.5            | 135.7                 |
| <i>Period Stage of Processing</i> | <i>Containers</i> | <i>Supplies</i> | <i>Manufacturing industries</i> | <i>Non-manufacturing industries</i> | <i>Feeds</i>     | <i>Other supplies</i> |

**JADUAL**  
**TABLE** **4.1**

**IHPR (2010=100) Pengeluaran Tempatan mengikut Peringkat Pemprosesan, Malaysia (samb.)**  
*PPI (2010=100) Local Production by Stage of Processing, Malaysia (cont'd)*

| Tempoh                            |                      | 3                     | 3.1                            | 3.1.1                          | 3.1.1.1      | 3.1.1.2          |
|-----------------------------------|----------------------|-----------------------|--------------------------------|--------------------------------|--------------|------------------|
| Peringkat Pemprosesan             |                      | Barang siap           | Barangan pengguna siap         | Makanan pengguna siap          | Mentah       | Diproses         |
| <b>Wajaran (Weight)</b>           |                      | <b>27.471</b>         | <b>11.511</b>                  | <b>3.508</b>                   | <b>0.265</b> | <b>3.243</b>     |
| <b>2018</b>                       |                      | 100.9                 | 108.1                          | 116.5                          | 142.2        | 113.9            |
| <b>2019</b>                       |                      | 101.5                 | 106.6                          | 114.4                          | 139.7        | 111.8            |
| <b>2020</b>                       |                      | 101.4                 | 107.0                          | 115.4                          | 136.8        | 113.1            |
| <b>2021</b>                       |                      | 101.2                 | 109.9                          | 118.6                          | 140.7        | 116.2            |
| <b>2022</b>                       |                      | 103.0                 | 112.9                          | 125.9                          | 144.1        | 123.8            |
| <b>2022</b>                       | <b>ST1/Q1</b>        | 101.5                 | 111.3                          | 123.1                          | 142.0        | 120.9            |
|                                   | <b>ST2/Q2</b>        | 102.6                 | 112.5                          | 125.2                          | 143.8        | 123.0            |
|                                   | <b>ST3/Q3</b>        | 103.4                 | 113.5                          | 127.0                          | 144.5        | 124.9            |
|                                   | <b>ST4/Q4</b>        | 104.7                 | 114.3                          | 128.4                          | 146.0        | 126.3            |
| <b>2023</b>                       | <b>ST1/Q1</b>        | 105.8                 | 114.7                          | 129.7                          | 151.1        | 127.3            |
|                                   | <b>ST2/Q2</b>        | 106.0                 | 115.1                          | 130.3                          | 158.6        | 127.4            |
|                                   | <b>ST3/Q3</b>        | 106.7                 | 115.1                          | 129.8                          | 160.8        | 126.7            |
| <b>2022</b>                       | <b>Jan - Okt/Oct</b> | 102.6                 | 112.6                          | 125.4                          | 143.6        | 123.2            |
| <b>2023</b>                       | <b>Jan - Okt/Oct</b> | 106.2                 | 115.0                          | 129.8                          | 157.3        | 127.0            |
| <b>2022</b>                       | <b>Jan</b>           | 101.1                 | 110.9                          | 122.6                          | 142.1        | 120.4            |
|                                   | <b>Feb</b>           | 101.6                 | 111.5                          | 123.2                          | 141.7        | 121.1            |
|                                   | <b>Mac/Mar</b>       | 101.9                 | 111.6                          | 123.4                          | 142.2        | 121.2            |
|                                   | <b>Apr</b>           | 102.2                 | 111.9                          | 124.2                          | 144.5        | 121.9            |
|                                   | <b>Mei/May</b>       | 102.5                 | 112.6                          | 125.3                          | 143.9        | 123.1            |
|                                   | <b>Jun/June</b>      | 103.1                 | 113.0                          | 126.1                          | 142.9        | 124.1            |
|                                   | <b>Jul/July</b>      | 103.1                 | 113.2                          | 126.3                          | 143.1        | 124.2            |
|                                   | <b>Ogos/Aug</b>      | 103.4                 | 113.8                          | 127.3                          | 144.1        | 125.2            |
|                                   | <b>Sept</b>          | 103.6                 | 113.6                          | 127.5                          | 146.3        | 125.3            |
|                                   | <b>Okt/Oct</b>       | 103.9                 | 114.1                          | 128.0                          | 145.5        | 125.9            |
|                                   | <b>Nov</b>           | 104.6                 | 114.3                          | 128.4                          | 145.3        | 126.3            |
|                                   | <b>Dis/Dec</b>       | 105.5                 | 114.4                          | 128.8                          | 147.3        | 126.6            |
| <b>2023</b>                       | <b>Jan</b>           | 105.7                 | 114.9                          | 129.5                          | 150.3        | 127.2            |
|                                   | <b>Feb</b>           | 105.7                 | 114.8                          | 129.6                          | 151.0        | 127.2            |
|                                   | <b>Mac/Mar</b>       | 105.9                 | 114.5                          | 130.0                          | 152.0        | 127.5            |
|                                   | <b>Apr</b>           | 105.8                 | 115.0                          | 130.2                          | 155.1        | 127.5            |
|                                   | <b>Mei/May</b>       | 105.6                 | 114.9                          | 130.0                          | 161.3        | 126.9            |
|                                   | <b>Jun/June</b>      | 106.5                 | 115.3                          | 130.7                          | 159.5        | 127.8            |
|                                   | <b>Jul/July</b>      | 106.6                 | 115.1                          | 130.5                          | 160.7        | 127.4            |
|                                   | <b>Ogos/Aug</b>      | 106.7                 | 115.2                          | 129.5                          | 160.1        | 126.5            |
|                                   | <b>Sept</b>          | 106.8                 | 115.0                          | 129.4                          | 161.6        | 126.3            |
|                                   | <b>Okt/Oct</b>       | 106.2                 | 115.0                          | 129.0                          | 161.2        | 125.8            |
| <i>Period Stage of Processing</i> |                      | <i>Finished goods</i> | <i>Finished consumer goods</i> | <i>Finished consumer foods</i> | <i>Crude</i> | <i>Processed</i> |

**JADUAL**  
**TABLE 4.1**
**IHPR (2010=100) Pengeluaran Tempatan mengikut Peringkat Pemprosesan, Malaysia (samb.)**  
*PPI (2010=100) Local Production by Stage of Processing, Malaysia (cont'd)*

| Tempoh                            | 3.1.2  | 3.1.2.1        | 3.1.2.2             | 3.1.2.3            | 3.2                      | 3.2.1                           | 3.2.2                               |
|-----------------------------------|--|----------------|---------------------|--------------------|--------------------------|---------------------------------|-------------------------------------|
| Peringkat Pemprosesan             | Barangan pengguna siap kecuali makanan         | Tahan lama     | Semi-tahan lama     | Tidak tahan lama   | Kelengkapan modal        | Industri pembuatan              | Industri bukan pembuatan            |
| Wajaran ( <i>Weight</i> )         | <b>8.003</b>                                   | <b>1.887</b>   | <b>1.560</b>        | <b>4.556</b>       | <b>15.960</b>            | <b>6.037</b>                    | <b>9.923</b>                        |
| <b>2018</b>                       | 104.4  | 97.6           | 112.0               | 103.7              | 97.6                     | 100.3                           | 95.5                                |
| <b>2019</b>                       | 103.2  | 96.3           | 112.3               | 102.1              | 99.6                     | 98.8                            | 99.6                                |
| <b>2020</b>                       | 103.4  | 96.5           | 111.4               | 102.7              | 99.1                     | 96.6                            | 100.3                               |
| <b>2021</b>                       | 106.2  | 95.8           | 112.0               | 107.6              | 96.7                     | 95.9                            | 96.7                                |
| <b>2022</b>                       | 107.4  | 99.8           | 115.8               | 106.8              | 97.8                     | 97.8                            | 97.4                                |
| <b>2022</b>                       |  |                |                     |                    |                          |                                 |                                     |
| ST1/Q1                            | 106.4  | 97.7           | 115.0               | 106.1              | 96.3                     | 95.9                            | 96.2                                |
| ST2/Q2                            | 107.1  | 99.3           | 116.1               | 106.4              | 97.3                     | 96.7                            | 97.3                                |
| ST3/Q3                            | 107.8  | 100.5          | 116.3               | 107.0              | 98.0                     | 98.2                            | 97.4                                |
| ST4/Q4                            | 108.3  | 101.7          | 115.8               | 107.6              | 99.6                     | 100.4                           | 98.6                                |
| <b>2023</b>                       |  |                |                     |                    |                          |                                 |                                     |
| ST1/Q1                            | 108.5  | 103.0          | 115.4               | 107.4              | 101.2                    | 100.2                           | 101.4                               |
| ST2/Q2                            | 108.7  | 105.7          | 115.0               | 106.6              | 101.3                    | 100.1                           | 101.6                               |
| ST3/Q3                            | 109.0  | 107.0          | 116.7               | 106.1              | 102.5                    | 100.7                           | 103.2                               |
| <b>2022</b>                       |  |                |                     |                    |                          |                                 |                                     |
| Jan - Okt/Oct                     | 107.2  | 99.3           | 115.8               | 106.6              | 97.3                     | 97.2                            | 96.9                                |
| <b>2023</b>                       |  |                |                     |                    |                          |                                 |                                     |
| Jan - Okt/Oct                     | 108.8  | 105.4          | 115.9               | 106.6              | 101.7                    | 100.3                           | 102.1                               |
| <b>2022</b>                       |  |                |                     |                    |                          |                                 |                                     |
| Jan                               | 106.0  | 97.4           | 114.3               | 105.8              | 95.9                     | 95.6                            | 95.7                                |
| Feb                               | 106.5  | 97.6           | 115.4               | 106.2              | 96.3                     | 96.0                            | 96.1                                |
| Mac/Mar                           | 106.6  | 98.0           | 115.2               | 106.3              | 96.7                     | 96.1                            | 96.7                                |
| Apr                               | 106.7  | 98.9           | 115.6               | 106.0              | 97.0                     | 96.3                            | 97.1                                |
| Mei/May                           | 107.2  | 99.4           | 116.3               | 106.4              | 97.1                     | 96.6                            | 97.0                                |
| Jun/June                          | 107.5  | 99.6           | 116.3               | 106.8              | 97.8                     | 97.3                            | 97.7                                |
| Jul/July                          | 107.7  | 100.2          | 116.3               | 106.8              | 97.7                     | 97.3                            | 97.5                                |
| Ogos/Aug                          | 108.1  | 100.5          | 116.5               | 107.5              | 97.8                     | 98.1                            | 97.2                                |
| Sept                              | 107.7  | 100.8          | 116.0               | 106.7              | 98.4                     | 99.1                            | 97.4                                |
| Okt/Oct                           | 108.2  | 101.0          | 115.6               | 107.8              | 98.4                     | 99.9                            | 97.0                                |
| Nov                               | 108.4  | 101.7          | 115.5               | 107.8              | 99.4                     | 100.5                           | 98.3                                |
| Dis/Dec                           | 108.3  | 102.3          | 116.2               | 107.1              | 101.0                    | 100.8                           | 100.6                               |
| <b>2023</b>                       |  |                |                     |                    |                          |                                 |                                     |
| Jan                               | 108.8  | 102.7          | 116.2               | 107.7              | 101.0                    | 100.7                           | 100.8                               |
| Feb                               | 108.7  | 102.9          | 115.3               | 107.7              | 101.0                    | 100.1                           | 101.2                               |
| Mac/Mar                           | 108.1  | 103.3          | 114.7               | 106.7              | 101.5                    | 99.8                            | 102.2                               |
| Apr                               | 108.7  | 104.4          | 114.6               | 107.3              | 101.0                    | 100.2                           | 101.1                               |
| Mei/May                           | 108.6  | 105.9          | 114.9               | 106.4              | 100.8                    | 100.0                           | 100.8                               |
| Jun/June                          | 108.8  | 106.9          | 115.6               | 106.1              | 102.1                    | 100.2                           | 102.9                               |
| Jul/July                          | 108.7  | 106.9          | 116.3               | 105.8              | 102.3                    | 100.6                           | 102.9                               |
| Ogos/Aug                          | 109.2  | 107.4          | 116.6               | 106.3              | 102.5                    | 101.1                           | 103.0                               |
| Sept                              | 109.0  | 106.8          | 117.1               | 106.1              | 102.7                    | 100.3                           | 103.8                               |
| Okt/Oct                           | 109.2  | 107.2          | 117.3               | 106.2              | 101.7                    | 100.2                           | 102.2                               |
| <i>Period Stage of Processing</i> | <i>Finished consumer goods excluding foods</i> | <i>Durable</i> | <i>Semi-durable</i> | <i>Non-durable</i> | <i>Capital equipment</i> | <i>Manufacturing industries</i> | <i>Non-manufacturing industries</i> |

**JADUAL  
TABLE 4.2**
**Perubahan Peratus IHPR (2010=100) Pengeluaran Tempatan mengikut Peringkat Pemprosesan, Malaysia**  
*Percentage Change of PPI (2010=100) Local Production by Stage of Processing, Malaysia*

| Tempoh                                | Jumlah       |          | 1   |          | 1.1  |          | 1.2                           |          | 1.2.1   |          | 1.2.2               |          |
|---------------------------------------|--------------|----------|---|----------|--|----------|-------------------------------|----------|---|----------|---------------------|----------|
|                                       |              |          | Bahan mentah<br>untuk diproseskan<br>selanjutnya      |          | Bahan makanan<br>dan makanan<br>untuk binatang |          | Bahan<br>bukan makanan        |          | Bahan bukan<br>makanan kecuali<br>bahan api   |          | Bahan api<br>mentah |          |
| Wajaran ( <i>Weight</i> )             | 100.000      |          | 16.410  |          | 3.243  |          | 13.167                        |          | 3.972   |          | 9.195               |          |
|                                       | YoY<br>%     | MoM<br>% | YoY<br>%  | MoM<br>% | YoY<br>%                                       | MoM<br>% | YoY<br>%                      | MoM<br>% | YoY<br>%                                      | MoM<br>% | YoY<br>%            | MoM<br>% |
| <b>2018</b>                           | -1.1         |          | 2.6   |          | -2.0   |          | 3.7                           |          | -22.8   |          | 16.0                |          |
| <b>2019</b>                           | -1.4         |          | -3.9  |          | 0.2  |          | -4.7                          |          | -8.2  |          | -3.5                |          |
| <b>2020</b>                           | -2.7         |          | -12.3   |          | -3.7   |          | -14.2                         |          | 31.3  |          | -28.7               |          |
| <b>2021</b>                           | 9.5          |          | 30.3  |          | 2.9  |          | 37.0                          |          | 46.0  |          | 32.0                |          |
| <b>2022</b>                           | 7.8          |          | 6.2   |          | 3.4  |          | 6.8                           |          | 0.5   |          | 10.7                |          |
| <b>2022</b>                           |              |          |   |          |  |          |                               |          |   |          |                     |          |
| ST1/Q1                                | 10.2         |          | 19.8  |          | 4.1  |          | 22.8                          |          | 24.6  |          | 21.5                |          |
| ST2/Q2                                | 11.1         |          | 17.1  |          | 3.5  |          | 19.6                          |          | 23.7  |          | 16.9                |          |
| ST3/Q3                                | 6.5          |          | -1.9  |          | 3.3  |          | -3.0                          |          | -19.0   |          | 6.7                 |          |
| ST4/Q4                                | 3.5          |          | -8.3  |          | 2.5  |          | -10.2                         |          | -26.9   |          | 0.2                 |          |
| <b>2023</b>                           |              |          |   |          |  |          |                               |          |   |          |                     |          |
| ST1/Q1                                | -0.8         |          | -17.0   |          | 4.1  |          | -20.4                         |          | -36.5   |          | -8.9                |          |
| ST2/Q2                                | -4.1         |          | -18.8   |          | 5.9  |          | -22.8                         |          | -36.3   |          | -13.3               |          |
| ST3/Q3                                | -1.4         |          | -1.7  |          | 4.3  |          | -3.0                          |          | -0.1  |          | -4.3                |          |
| <b>2022</b>                           |              |          |   |          |  |          |                               |          |   |          |                     |          |
| Jan - Okt/Oct                         | 8.6          |          | 9.3   |          | 3.5  |          | 10.4                          |          | 6.3   |          | 13.0                |          |
| <b>2023</b>                           |              |          |   |          |  |          |                               |          |   |          |                     |          |
| Jan - Okt/Oct                         | -2.0         |          | -11.4   |          | 4.7  |          | -14.2                         |          | -25.5   |          | -7.3                |          |
| <b>2022</b>                           |              |          |   |          |  |          |                               |          |   |          |                     |          |
| Jan                                   | 9.2          | 1.3      | 18.3  | 3.4      | 5.4  | 0.0      | 20.9                          | 4.1      | 15.2  | 6.5      | 25.0                | 2.4      |
| Feb                                   | 9.7          | 2.0      | 17.7  | 4.8      | 3.7  | -0.2     | 20.4                          | 5.7      | 23.9  | 10.0     | 17.9                | 2.8      |
| Mac/Mar                               | 11.6         | 2.4      | 23.3  | 6.7      | 3.4  | -0.2     | 27.1                          | 7.9      | 34.3  | 11.8     | 22.1                | 5.2      |
| Apr                                   | 11.0         | 0.2      | 17.1  | -3.5     | 2.0  | 0.2      | 19.9                          | -4.1     | 24.9  | -3.9     | 16.3                | -4.3     |
| Mei/May                               | 11.2         | 1.2      | 17.3  | 2.1      | 3.8  | 1.5      | 19.8                          | 2.3      | 22.1  | 0.8      | 18.1                | 3.3      |
| Jun/June                              | 10.9         | -0.1     | 16.9  | -2.5     | 4.8  | 0.8      | 19.2                          | -3.0     | 24.2  | -13.1    | 16.2                | 4.6      |
| Jul/July                              | 7.6          | -2.3     | 1.1   | -11.5    | 4.2  | -0.9     | 0.4                           | -13.3    | -16.8   | -30.7    | 10.6                | -2.5     |
| Ogos/Aug                              | 6.8          | -0.2     | -0.5  | -1.0     | 2.9  | 0.1      | -1.2                          | -1.2     | -16.3   | 3.9      | 8.2                 | -3.4     |
| Sept                                  | 4.9          | -1.4     | -6.4  | -5.4     | 2.9  | 0.5      | -8.1                          | -6.5     | -23.9   | -8.9     | 1.4                 | -5.5     |
| Okt/Oct                               | 4.0          | 0.1      | -8.7  | 0.1      | 2.5  | -0.3     | -10.8                         | 0.1      | -27.3   | -2.8     | -1.0                | 1.5      |
| Nov                                   | 3.2          | 0.6      | -8.5  | 2.6      | 3.2  | 1.4      | -10.6                         | 2.9      | -27.6   | 7.7      | 0.5                 | 0.8      |
| Dis/Dec                               | 3.5          | -0.3     | -7.7  | -2.5     | 1.8  | -1.0     | -9.4                          | -2.8     | -25.9   | -2.1     | 1.0                 | -3.2     |
| <b>2023</b>                           |              |          |   |          |  |          |                               |          |   |          |                     |          |
| Jan                                   | 1.3          | -0.8     | -12.4   | -1.8     | 3.1  | 1.3      | -15.2                         | -2.5     | -30.8   | -0.6     | -4.6                | -3.3     |
| Feb                                   | -0.8         | -0.2     | -16.9   | -0.6     | 3.4  | 0.1      | -20.3                         | -0.6     | -37.3   | -0.2     | -8.2                | -1.0     |
| Mac/Mar                               | -2.9         | 0.3      | -21.0   | 1.5      | 5.8  | 2.0      | -25.2                         | 1.3      | -40.4   | 6.2      | -13.6               | -1.0     |
| Apr                                   | -3.0         | 0.2      | -17.6   | 0.7      | 5.7  | 0.1      | -21.3                         | 0.8      | -37.3   | 1.1      | -9.2                | 0.7      |
| Mei/May                               | -4.6         | -0.4     | -20.1   | -0.9     | 5.9  | 1.7      | -24.2                         | -1.5     | -39.3   | -2.4     | -12.9               | -0.9     |
| Jun/June                              | -4.8         | -0.3     | -18.7   | -0.8     | 6.1  | 1.1      | -22.9                         | -1.3     | -31.6   | -2.1     | -17.4               | -0.9     |
| Jul/July                              | -2.3         | 0.2      | -6.3  | 1.9      | 6.6  | -0.5     | -8.7                          | 2.5      | 1.1   | 2.3      | -13.1               | 2.7      |
| Ogos/Aug                              | -2.2         | 0.0      | -4.0  | 1.5      | 3.3  | -3.0     | -5.4                          | 2.5      | -3.9  | -1.2     | -6.2                | 4.2      |
| Sept                                  | 0.2          | 0.9      | 5.4   | 3.9      | 3.0  | 0.2      | 5.9                           | 4.6      | 3.0   | -2.3     | 7.3                 | 8.2      |
| Okt/Oct                               | -0.3         | -0.3     | 5.3   | 0.0      | 3.8  | 0.5      | 5.7                           | -0.1     | 3.2   | -2.6     | 6.7                 | 0.9      |
| <i>Period<br/>Stage of Processing</i> | <b>Total</b> |          | <b>Crude materials<br/>for further<br/>processing</b> |          | <b>Foodstuffs and<br/>feedstuffs</b>           |          | <b>Non-food<br/>materials</b> |          | <b>Non-food<br/>materials<br/>except fuel</b> |          | <b>Crude fuel</b>   |          |

**JADUAL  
TABLE 4.2**
**Perubahan Peratus IHPR (2010=100) Pengeluaran Tempatan mengikut Peringkat Pemprosesan, Malaysia (samb.)**  
*Percentage Change of PPI (2010=100) Local Production by Stage of Processing, Malaysia (cont'd)*

| Tempoh                            | 2  |       | 2.1   |       | 2.1.1                                   |       | 2.1.2                                    |       | 2.2  |       | 2.3                                   |       |
|-----------------------------------|--|-------|---|-------|---|-------|--|-------|--|-------|---------------------------------------|-------|
| Peringkat Pemprosesan             | Bahan perantara, bekalan dan komponen                  |       | Bahan dan komponen untuk pembuatan                |       | Bahan untuk pembuatan makanan           |       | Bahan untuk pembuatan lain               |       | Bahan dan komponen untuk pembinaan               |       | Bahan api yang diproses dan pelincir  |       |
| Wajaran (Weight)                  | 56.119   |       | 29.589  |       | 4.468                                   |       | 25.121                                   |       | 2.896  |       | 11.880                                |       |
|                                   | YoY %  | MoM % | YoY %   | MoM % | YoY %                                   | MoM % | YoY %                                    | MoM % | YoY %  | MoM % | YoY %                                 | MoM % |
| <b>2018</b>                       | -1.9   |       | -5.2  |       | -13.8                                   |       | -2.9                                     |       | -1.4   |       | 8.7                                   |       |
| <b>2019</b>                       | -1.4   |       | -3.7  |       | -8.9                                    |       | -2.8                                     |       | 0.1  |       | 2.3                                   |       |
| <b>2020</b>                       | -0.5   |       | 1.9   |       | 12.9                                    |       | 0.1                                      |       | -0.5   |       | -7.0                                  |       |
| <b>2021</b>                       | 7.7  |       | 10.4  |       | 27.7                                    |       | 7.3                                      |       | 0.7  |       | 9.7                                   |       |
| <b>2022</b>                       | 10.9   |       | 10.1  |       | 12.7                                    |       | 9.5                                      |       | 4.3  |       | 18.0                                  |       |
| <b>2022</b> ST1/Q1                | 11.6   |       | 12.0  |       | 18.3                                    |       | 10.5                                     |       | 4.2  |       | 18.7                                  |       |
| ST2/Q2                            | 13.2   |       | 14.4  |       | 23.2                                    |       | 12.6                                     |       | 5.0  |       | 18.7                                  |       |
| ST3/Q3                            | 11.2   |       | 10.2  |       | 10.8                                    |       | 10.1                                     |       | 4.5  |       | 17.5                                  |       |
| ST4/Q4                            | 8.0  |       | 4.0   |       | -0.3                                    |       | 4.9                                      |       | 3.5  |       | 17.3                                  |       |
| <b>2023</b> ST1/Q1                | 3.3  |       | -1.3  |       | -6.9                                    |       | 0.0                                      |       | 4.2  |       | 8.9                                   |       |
| ST2/Q2                            | -1.6   |       | -5.8  |       | -14.4                                   |       | -3.8                                     |       | 4.7  |       | 0.1                                   |       |
| ST3/Q3                            | -3.3   |       | -5.4  |       | -9.5                                    |       | -4.4                                     |       | 6.4  |       | -8.5                                  |       |
| <b>2022</b> Jan - Okt/Oct         | 11.7   |       | 11.5  |       | 15.6                                    |       | 10.6                                     |       | 4.5  |       | 18.5                                  |       |
| <b>2023</b> Jan - Okt/Oct         | -0.8   |       | -4.1  |       | -9.8                                    |       | -2.8                                     |       | 5.2  |       | -1.5                                  |       |
| <b>2022</b> Jan                   | 10.8   | 1.1   | 11.4  | 1.3   | 16.8                                    | 2.5   | 10.3                                     | 0.9   | 3.8  | 0.5   | 17.7                                  | 1.6   |
| Feb                               | 11.4   | 1.5   | 11.8  | 1.6   | 18.1                                    | 3.3   | 10.4                                     | 1.3   | 4.2  | 0.1   | 18.4                                  | 2.1   |
| Mac/Mar                           | 12.5   | 1.7   | 12.8  | 2.1   | 19.9                                    | 3.7   | 11.1                                     | 1.6   | 4.6  | 0.7   | 20.1                                  | 1.7   |
| Apr                               | 13.1   | 1.8   | 14.3  | 2.3   | 23.0                                    | 3.9   | 12.3                                     | 2.0   | 4.5  | 0.6   | 19.5                                  | 1.5   |
| Mei/May                           | 13.5   | 1.2   | 15.0  | 1.6   | 24.5                                    | 2.9   | 12.9                                     | 1.3   | 5.3  | 0.8   | 18.7                                  | 0.9   |
| Jun/June                          | 13.0   | 0.6   | 14.1  | 0.2   | 22.0                                    | -1.0  | 12.4                                     | 0.6   | 5.3  | 0.1   | 18.0                                  | 1.4   |
| Jul/July                          | 12.5   | 0.2   | 12.6  | -0.9  | 16.0                                    | -4.7  | 11.9                                     | 0.0   | 4.9  | -0.2  | 18.4                                  | 2.0   |
| Ogos/Aug                          | 11.3   | -0.1  | 10.3  | -1.4  | 10.7                                    | -4.4  | 10.3                                     | -0.8  | 4.8  | 0.1   | 17.1                                  | 1.3   |
| Sept                              | 10.0   | -0.8  | 7.8   | -1.8  | 5.7                                     | -4.2  | 8.3                                      | -1.2  | 4.0  | -0.1  | 17.1                                  | 0.3   |
| Okt/Oct                           | 9.1  | 0.1   | 5.4   | -1.4  | 1.1                                     | -2.8  | 6.3                                      | -1.1  | 3.6  | 0.2   | 19.7                                  | 3.1   |
| Nov                               | 7.7  | -0.1  | 3.7   | -0.1  | -0.9                                    | 1.0   | 4.7                                      | -0.2  | 3.3  | 0.4   | 17.1                                  | -1.0  |
| Dis/Dec                           | 7.2  | -0.2  | 2.8   | -0.6  | -1.2                                    | -0.6  | 3.7                                      | -0.6  | 3.6  | 0.4   | 15.3                                  | -0.5  |
| <b>2023</b> Jan                   | 5.1  | -0.9  | 0.5   | -1.0  | -3.5                                    | 0.1   | 1.4                                      | -1.2  | 4.4  | 1.3   | 11.9                                  | -1.4  |
| Feb                               | 3.3  | -0.2  | -1.3  | -0.3  | -6.8                                    | -0.2  | -0.1                                     | -0.3  | 4.3  | 0.0   | 8.9                                   | -0.7  |
| Mac/Mar                           | 1.5  | 0.0   | -3.2  | 0.2   | -10.4                                   | -0.3  | -1.3                                     | 0.3   | 3.8  | 0.3   | 6.0                                   | -1.1  |
| Apr                               | -0.1   | 0.2   | -4.7  | 0.7   | -12.5                                   | 1.5   | -2.8                                     | 0.4   | 4.4  | 1.2   | 3.1                                   | -1.2  |
| Mei/May                           | -1.6   | -0.4  | -6.2  | 0.0   | -15.3                                   | -0.5  | -4.0                                     | 0.1   | 4.6  | 1.1   | 0.6                                   | -1.6  |
| Jun/June                          | -2.8   | -0.6  | -6.6  | -0.2  | -15.2                                   | -0.8  | -4.5                                     | 0.0   | 4.8  | 0.3   | -3.3                                  | -2.5  |
| Jul/July                          | -3.3   | -0.4  | -6.2  | -0.5  | -12.6                                   | -1.9  | -4.7                                     | -0.2  | 5.4  | 0.3   | -7.1                                  | -2.0  |
| Ogos/Aug                          | -3.7   | -0.5  | -5.6  | -0.8  | -9.5                                    | -1.0  | -4.7                                     | -0.8  | 6.4  | 1.0   | -10.2                                 | -2.0  |
| Sept                              | -2.7   | 0.2   | -4.3  | -0.4  | -6.0                                    | -0.5  | -4.0                                     | -0.4  | 7.2  | 0.7   | -8.2                                  | 2.6   |
| Okt/Oct                           | -3.0   | -0.2  | -2.7  | 0.3   | -3.6                                    | -0.3  | -2.5                                     | 0.4   | 7.1  | 0.1   | -13.2                                 | -2.5  |
| <i>Period Stage of Processing</i> | <b>Intermediate materials, supplies and components</b> |       | <i>Materials and components for manufacturing</i> |       | <i>Materials for food manufacturing</i> |       | <i>Materials for other manufacturing</i> |       | <i>Materials and components for construction</i> |       | <i>Processed fuels and lubricants</i> |       |

**JADUAL**  
**TABLE 4.2**
**Perubahan Peratus IHPR (2010=100) Pengeluaran Tempatan mengikut Peringkat Pemprosesan, Malaysia (samb.)**  
*Percentage Change of PPI (2010=100) Local Production by Stage of Processing, Malaysia (cont'd)*

| Tempoh<br>Peringkat<br>Pemprosesan | 2.4        |          | 2.5      |          | 2.5.1                       |          | 2.5.2                               |          | 2.5.2.1             |          | 2.5.2.2        |          |
|------------------------------------|------------|----------|----------|----------|-----------------------------|----------|-------------------------------------|----------|---------------------|----------|----------------|----------|
|                                    | Bekas      |          | Bekalan  |          | Industri<br>pembuatan       |          | Industri bukan<br>pembuatan         |          | Makanan<br>binatang |          | Bekalan lain   |          |
| Wajaran ( <i>Weight</i> )          | 0.579      |          | 11.175   |          | 6.793                       |          | 4.382                               |          | 0.564               |          | 3.818          |          |
|                                    | YoY<br>%   | MoM<br>% | YoY<br>% | MoM<br>% | YoY<br>%                    | MoM<br>% | YoY<br>%                            | MoM<br>% | YoY<br>%            | MoM<br>% | YoY<br>%       | MoM<br>% |
| 2018                               | 2.3        |          | -3.8     |          | -4.3                        |          | -3.1                                |          | 0.4                 |          | -3.7           |          |
| 2019                               | 1.6        |          | 0.5      |          | -0.2                        |          | 1.6                                 |          | 0.5                 |          | 1.7            |          |
| 2020                               | -1.3       |          | 0.3      |          | 1.5                         |          | -1.2                                |          | 0.0                 |          | -1.4           |          |
| 2021                               | 2.8        |          | 0.7      |          | 0.3                         |          | 1.2                                 |          | 9.0                 |          | -0.1           |          |
| 2022                               | 1.8        |          | 7.8      |          | 6.5                         |          | 9.5                                 |          | 15.9                |          | 8.2            |          |
| 2022 ST1/Q1                        | 3.0        |          | 4.7      |          | 3.3                         |          | 7.0                                 |          | 10.7                |          | 6.4            |          |
| ST2/Q2                             | 2.5        |          | 5.9      |          | 4.1                         |          | 8.8                                 |          | 15.1                |          | 7.6            |          |
| ST3/Q3                             | 2.0        |          | 9.1      |          | 7.6                         |          | 11.4                                |          | 18.7                |          | 10.0           |          |
| ST4/Q4                             | -0.3       |          | 11.0     |          | 11.3                        |          | 10.7                                |          | 18.5                |          | 9.0            |          |
| 2023 ST1/Q1                        | -1.4       |          | 10.9     |          | 12.5                        |          | 8.3                                 |          | 16.5                |          | 6.7            |          |
| ST2/Q2                             | -3.3       |          | 9.0      |          | 10.9                        |          | 6.3                                 |          | 9.1                 |          | 5.7            |          |
| ST3/Q3                             | -3.7       |          | 7.3      |          | 9.0                         |          | 5.0                                 |          | 2.1                 |          | 5.6            |          |
| 2022 Jan - Okt/Oct                 | 2.2        |          | 7.0      |          | 5.4                         |          | 9.3                                 |          | 15.3                |          | 8.1            |          |
| 2023 Jan - Okt/Oct                 | -2.9       |          | 8.7      |          | 10.4                        |          | 6.4                                 |          | 8.0                 |          | 6.2            |          |
| 2022 Jan                           | 3.1        | -0.3     | 3.5      | 0.2      | 2.5                         | 0.3      | 5.1                                 | 0.2      | 10.1                | 1.2      | 4.1            | -0.1     |
| Feb                                | 3.4        | 0.8      | 5.0      | 0.8      | 3.5                         | 0.3      | 7.3                                 | 1.6      | 10.3                | 1.4      | 6.8            | 1.7      |
| Mac/Mar                            | 2.5        | 0.6      | 5.7      | 0.9      | 3.8                         | 0.6      | 8.6                                 | 1.3      | 11.8                | 2.6      | 8.0            | 1.1      |
| Apr                                | 0.8        | 0.1      | 5.8      | 0.8      | 3.7                         | 0.7      | 8.9                                 | 1.0      | 12.4                | 2.1      | 8.2            | 0.7      |
| Mei/May                            | 3.0        | 0.9      | 5.7      | 0.4      | 3.7                         | 0.6      | 8.8                                 | 0.2      | 15.5                | 3.6      | 7.5            | -0.4     |
| Jun/June                           | 3.6        | 0.7      | 6.3      | 1.0      | 4.7                         | 1.3      | 8.7                                 | 0.5      | 17.4                | 2.6      | 6.9            | 0.0      |
| Jul/July                           | 2.4        | -0.6     | 8.0      | 1.8      | 6.2                         | 1.5      | 10.6                                | 2.3      | 19.5                | 2.6      | 8.8            | 2.3      |
| Ogos/Aug                           | 1.9        | 0.2      | 9.5      | 2.1      | 8.0                         | 2.1      | 11.8                                | 2.3      | 18.6                | 0.0      | 10.5           | 2.8      |
| Sept                               | 1.7        | -0.3     | 9.9      | 0.7      | 8.6                         | 0.9      | 11.8                                | 0.4      | 18.0                | 0.4      | 10.6           | 0.4      |
| Okt/Oct                            | 0.2        | -0.9     | 10.2     | 0.6      | 9.8                         | 1.5      | 10.8                                | -0.6     | 18.1                | 0.4      | 9.4            | -0.8     |
| Nov                                | -0.7       | -1.6     | 10.4     | 1.0      | 10.5                        | 1.2      | 10.2                                | 0.7      | 18.5                | 0.4      | 8.5            | 0.6      |
| Dis/Dec                            | -0.3       | 0.3      | 12.4     | 1.4      | 13.5                        | 1.8      | 10.9                                | 0.6      | 18.8                | 0.3      | 9.3            | 0.7      |
| 2023 Jan                           | -0.7       | -0.7     | 11.1     | -0.9     | 12.6                        | -0.4     | 8.9                                 | -1.6     | 17.3                | -0.1     | 7.4            | -1.9     |
| Feb                                | -1.1       | 0.3      | 10.8     | 0.5      | 12.6                        | 0.4      | 8.1                                 | 0.8      | 17.4                | 1.5      | 6.2            | 0.6      |
| Mac/Mar                            | -2.3       | -0.6     | 10.6     | 0.7      | 12.5                        | 0.4      | 8.0                                 | 1.1      | 14.7                | 0.2      | 6.5            | 1.3      |
| Apr                                | -2.0       | 0.4      | 9.6      | -0.1     | 12.2                        | 0.4      | 6.1                                 | -0.8     | 12.7                | 0.3      | 4.8            | -0.9     |
| Mei/May                            | -3.7       | -0.9     | 8.8      | -0.4     | 11.0                        | -0.5     | 5.6                                 | -0.2     | 8.8                 | -0.1     | 5.0            | -0.2     |
| Jun/June                           | -4.1       | 0.3      | 8.5      | 0.7      | 9.5                         | -0.1     | 7.2                                 | 2.0      | 6.0                 | -0.1     | 7.5            | 2.4      |
| Jul/July                           | -4.0       | -0.5     | 8.2      | 1.5      | 9.7                         | 1.7      | 6.0                                 | 1.2      | 2.6                 | -0.7     | 6.7            | 1.6      |
| Ogos/Aug                           | -4.2       | 0.0      | 7.5      | 1.5      | 9.0                         | 1.4      | 5.3                                 | 1.6      | 2.2                 | -0.4     | 6.0            | 2.1      |
| Sept                               | -2.9       | 1.0      | 6.4      | -0.4     | 8.4                         | 0.4      | 3.7                                 | -1.2     | 1.5                 | -0.3     | 4.1            | -1.4     |
| Okt/Oct                            | -3.9       | -2.0     | 6.7      | 0.9      | 7.0                         | 0.1      | 6.4                                 | 2.0      | 0.4                 | -0.6     | 7.5            | 2.5      |
| Period<br>Stage<br>of Processing   | Containers |          | Supplies |          | Manufacturing<br>industries |          | Non-<br>manufacturing<br>industries |          | Feeds               |          | Other supplies |          |

**JADUAL  
TABLE 4.2**
**Perubahan Peratus IHPR (2010=100) Pengeluaran Tempatan mengikut Peringkat Pemprosesan, Malaysia (samb.)**  
*Percentage Change of PPI (2010=100) Local Production by Stage of Processing, Malaysia (cont'd)*

| Tempoh                            | 3                     |          | 3.1                            |          | 3.1.1                          |          | 3.1.1.1      |          | 3.1.1.2          |          | 3.1.2   |          |      |
|-----------------------------------|-----------------------|----------|--------------------------------|----------|--------------------------------|----------|--------------|----------|------------------|----------|---|----------|------|
|                                   | Barang siap           |          | Barangan pengguna siap         |          | Makanan pengguna siap          |          | Mentah       |          | Diproses         |          | Barangan pengguna siap, kecuali makanan         |          |      |
| Wajaran ( <i>Weight</i> )         | 27.471                |          | 11.511                         |          | 3.508                          |          | 0.265        |          | 3.243            |          | 8.003   |          |      |
|                                   | YoY<br>%              | MoM<br>% | YoY<br>%                       | MoM<br>% | YoY<br>%                       | MoM<br>% | YoY<br>%     | MoM<br>% | YoY<br>%         | MoM<br>% | YoY<br>%  | MoM<br>% |      |
| <b>2018</b>                       | -2.4                  |          | -2.2                           |          | -0.5                           |          | -1.2         |          | -0.4             |          | -3.0  |          |      |
| <b>2019</b>                       | 0.6                   |          | -1.4                           |          | -1.8                           |          | -1.8         |          | -1.8             |          | -1.1  |          |      |
| <b>2020</b>                       | -0.1                  |          | 0.4                            |          | 0.9                            |          | -2.1         |          | 1.2              |          | 0.2   |          |      |
| <b>2021</b>                       | -0.2                  |          | 2.7                            |          | 2.8                            |          | 2.9          |          | 2.7              |          | 2.7   |          |      |
| <b>2022</b>                       | 1.8                   |          | 2.7                            |          | 6.2                            |          | 2.4          |          | 6.5              |          | 1.1   |          |      |
| <b>2022</b>                       | <b>ST1/Q1</b>         | -0.2     |                                | 1.8      |                                | 5.5      |              | 2.2      |                  | 5.7      |   | 0.3      |      |
|                                   | <b>ST2/Q2</b>         | 1.2      |                                | 2.6      |                                | 6.4      |              | 2.0      |                  | 6.7      |   | 0.8      |      |
|                                   | <b>ST3/Q3</b>         | 2.8      |                                | 3.1      |                                | 7.0      |              | 2.3      |                  | 7.4      |   | 1.3      |      |
|                                   | <b>ST4/Q4</b>         | 3.7      |                                | 3.4      |                                | 6.0      |              | 3.2      |                  | 6.3      |   | 2.1      |      |
| <b>2023</b>                       | <b>ST1/Q1</b>         | 4.2      |                                | 3.1      |                                | 5.4      |              | 6.4      |                  | 5.3      |   | 2.0      |      |
|                                   | <b>ST2/Q2</b>         | 3.3      |                                | 2.3      |                                | 4.1      |              | 10.3     |                  | 3.6      |   | 1.5      |      |
|                                   | <b>ST3/Q3</b>         | 3.2      |                                | 1.4      |                                | 2.2      |              | 11.3     |                  | 1.4      |   | 1.1      |      |
| <b>2022</b>                       | <b>Jan - Okt/Oct</b>  | 1.4      |                                | 2.6      |                                | 6.4      |              | 2.3      |                  | 6.7      |   | 0.9      |      |
| <b>2023</b>                       | <b>Jan - Okt/Oct</b>  | 3.5      |                                | 2.1      |                                | 3.5      |              | 9.5      |                  | 3.1      |   | 1.5      |      |
| <b>2022</b>                       | <b>Jan</b>            | -0.8     | 0.0                            | 1.7      | 0.2                            | 5.1      | 0.3          | 3.3      | -0.8             | 5.2      | 0.5   | 0.3      | 0.1  |
|                                   | <b>Feb</b>            | -0.2     | 0.5                            | 1.9      | 0.5                            | 5.6      | 0.5          | 2.1      | -0.3             | 5.9      | 0.6   | 0.3      | 0.5  |
|                                   | <b>Mac/Mar</b>        | 0.4      | 0.3                            | 1.9      | 0.1                            | 5.7      | 0.2          | 1.1      | 0.4              | 6.0      | 0.1   | 0.2      | 0.1  |
|                                   | <b>Apr</b>            | 1.1      | 0.3                            | 2.2      | 0.3                            | 5.9      | 0.6          | 2.5      | 1.6              | 6.1      | 0.6   | 0.7      | 0.1  |
|                                   | <b>Mei/May</b>        | 1.0      | 0.3                            | 2.6      | 0.6                            | 6.5      | 0.9          | 2.3      | -0.4             | 6.8      | 1.0   | 0.8      | 0.5  |
|                                   | <b>Jun/June</b>       | 1.6      | 0.6                            | 2.7      | 0.4                            | 6.7      | 0.6          | 1.1      | -0.7             | 7.2      | 0.8   | 1.0      | 0.3  |
|                                   | <b>Jul/July</b>       | 2.4      | 0.0                            | 3.0      | 0.2                            | 6.8      | 0.2          | -0.3     | 0.1              | 7.3      | 0.1   | 1.3      | 0.2  |
|                                   | <b>Ogos/Aug</b>       | 2.9      | 0.3                            | 3.5      | 0.5                            | 7.4      | 0.8          | 3.0      | 0.7              | 7.7      | 0.8   | 1.7      | 0.4  |
|                                   | <b>Sept</b>           | 3.1      | 0.2                            | 2.9      | -0.2                           | 6.9      | 0.2          | 4.4      | 1.5              | 7.1      | 0.1   | 1.1      | -0.4 |
|                                   | <b>Okt/Oct</b>        | 3.4      | 0.3                            | 3.6      | 0.4                            | 7.1      | 0.4          | 3.7      | -0.5             | 7.4      | 0.5   | 2.0      | 0.5  |
|                                   | <b>Nov</b>            | 3.3      | 0.7                            | 3.2      | 0.2                            | 5.7      | 0.3          | 3.0      | -0.1             | 5.9      | 0.3   | 2.1      | 0.2  |
|                                   | <b>Dis/Dec</b>        | 4.4      | 0.9                            | 3.3      | 0.1                            | 5.4      | 0.3          | 2.8      | 1.4              | 5.7      | 0.2   | 2.3      | -0.1 |
| <b>2023</b>                       | <b>Jan</b>            | 4.5      | 0.2                            | 3.6      | 0.4                            | 5.6      | 0.5          | 5.8      | 2.0              | 5.6      | 0.5   | 2.6      | 0.5  |
|                                   | <b>Feb</b>            | 4.0      | 0.0                            | 3.0      | -0.1                           | 5.2      | 0.1          | 6.6      | 0.5              | 5.0      | 0.0   | 2.1      | -0.1 |
|                                   | <b>Mac/Mar</b>        | 3.9      | 0.2                            | 2.6      | -0.3                           | 5.3      | 0.3          | 6.9      | 0.7              | 5.2      | 0.2   | 1.4      | -0.6 |
|                                   | <b>Apr</b>            | 3.5      | -0.1                           | 2.8      | 0.4                            | 4.8      | 0.2          | 7.3      | 2.0              | 4.6      | 0.0   | 1.9      | 0.6  |
|                                   | <b>Mei/May</b>        | 3.0      | -0.2                           | 2.0      | -0.1                           | 3.8      | -0.2         | 12.1     | 4.0              | 3.1      | -0.5  | 1.3      | -0.1 |
|                                   | <b>Jun/June</b>       | 3.3      | 0.9                            | 2.0      | 0.3                            | 3.6      | 0.5          | 11.6     | -1.1             | 3.0      | 0.7   | 1.2      | 0.2  |
|                                   | <b>Jul/July</b>       | 3.4      | 0.1                            | 1.7      | -0.2                           | 3.3      | -0.2         | 12.3     | 0.8              | 2.6      | -0.3  | 0.9      | -0.1 |
|                                   | <b>Ogos/Aug</b>       | 3.2      | 0.1                            | 1.2      | 0.1                            | 1.7      | -0.8         | 11.1     | -0.4             | 1.0      | -0.7  | 1.0      | 0.5  |
|                                   | <b>Sept</b>           | 3.1      | 0.1                            | 1.2      | -0.2                           | 1.5      | -0.1         | 10.5     | 0.9              | 0.8      | -0.2  | 1.2      | -0.2 |
|                                   | <b>Okt/Oct</b>        | 2.2      | -0.6                           | 0.8      | 0.0                            | 0.8      | -0.3         | 10.8     | -0.2             | -0.1     | -0.4  | 0.9      | 0.2  |
| <i>Period Stage of Processing</i> | <b>Finished goods</b> |          | <i>Finished consumer goods</i> |          | <i>Finished consumer foods</i> |          | <i>Crude</i> |          | <i>Processed</i> |          | <i>Finished consumer goods, excluding foods</i> |          |      |

**JADUAL  
TABLE 4.2**
**Perubahan Peratus IHPR (2010=100) Pengeluaran Tempatan mengikut Peringkat Pemprosesan, Malaysia (samb.)**  
*Percentage Change of PPI (2010=100) Local Production by Stage of Processing, Malaysia (cont'd)*

| Tempoh<br>Peringkat<br>Pemprosesan        | 3.1.2.1        |          | 3.1.2.2             |          | 3.1.2.3            |                          | 3.2               |                                 | 3.2.1              |                                     | 3.2.2                    |          |
|---|----------------|----------|---------------------|----------|--------------------|--------------------------|-------------------|---------------------------------|--------------------|-------------------------------------|--------------------------|----------|
|   | Tahan lama     |          | Semi-tahan lama     |          | Tidak tahan lama   |                          | Kelengkapan modal |                                 | Industri pembuatan |                                     | Industri bukan pembuatan |          |
| Wajaran (Weight)                          | 1.887          |          | 1.560               |          | 4.556              |                          | 15.960            |                                 | 6.037              |                                     | 9.923                    |          |
|   | YoY<br>%       | MoM<br>% | YoY<br>%            | MoM<br>% | YoY<br>%           | MoM<br>%                 | YoY<br>%          | MoM<br>%                        | YoY<br>%           | MoM<br>%                            | YoY<br>%                 | MoM<br>% |
| <b>2018</b>                               | -6.2           |          | -0.4                |          | -2.7               |                          | -2.5              |                                 | -2.1               |                                     | -2.7                     |          |
| <b>2019</b>                               | -1.3           |          | 0.3                 |          | -1.5               |                          | 2.0               |                                 | -1.5               |                                     | 4.3                      |          |
| <b>2020</b>                               | 0.2            |          | -0.8                |          | 0.6                |                          | -0.5              |                                 | -2.2               |                                     | 0.7                      |          |
| <b>2021</b>                               | -0.7           |          | 0.5                 |          | 4.8                |                          | -2.4              |                                 | -0.7               |                                     | -3.6                     |          |
| <b>2022</b>                               | 4.2            |          | 3.4                 |          | -0.7               |                          | 1.1               |                                 | 2.0                |                                     | 0.7                      |          |
| <b>2022 ST1/Q1</b>                        | 1.9            |          | 3.1                 |          | -1.4               |                          | -1.8              |                                 | 0.9                |                                     | -3.4                     |          |
| <b>ST2/Q2</b>                             | 4.5            |          | 4.4                 |          | -1.8               |                          | 0.2               |                                 | 0.6                |                                     | 0.0                      |          |
| <b>ST3/Q3</b>                             | 5.1            |          | 3.7                 |          | -0.8               |                          | 2.6               |                                 | 1.7                |                                     | 3.2                      |          |
| <b>ST4/Q4</b>                             | 5.2            |          | 2.5                 |          | 0.9                |                          | 3.9               |                                 | 4.6                |                                     | 3.4                      |          |
| <b>2023 ST1/Q1</b>                        | 5.4            |          | 0.3                 |          | 1.2                |                          | 5.1               |                                 | 4.5                |                                     | 5.4                      |          |
| <b>ST2/Q2</b>                             | 6.4            |          | -0.9                |          | 0.2                |                          | 4.1               |                                 | 3.5                |                                     | 4.4                      |          |
| <b>ST3/Q3</b>                             | 6.5            |          | 0.3                 |          | -0.8               |                          | 4.6               |                                 | 2.5                |                                     | 6.0                      |          |
| <b>2022 Jan - Okt/Oct</b>                 | 3.9            |          | 3.6                 |          | -1.1               |                          | 0.5               |                                 | 1.4                |                                     | 0.0                      |          |
| <b>2023 Jan - Okt/Oct</b>                 | 6.1            |          | 0.1                 |          | 0.0                |                          | 4.5               |                                 | 3.2                |                                     | 5.4                      |          |
| <b>2022 Jan</b>                           | 1.1            | 0.6      | 2.8                 | 0.9      | -0.9               | -0.4                     | -2.7              | -0.1                            | 0.5                | -0.3                                | -4.6                     | 0.0      |
| <b>Feb</b>                                | 2.0            | 0.2      | 2.9                 | 1.0      | -1.4               | 0.4                      | -1.8              | 0.4                             | 1.1                | 0.4                                 | -3.5                     | 0.4      |
| <b>Mac/Mar</b>                            | 2.4            | 0.4      | 3.5                 | -0.2     | -1.8               | 0.1                      | -0.9              | 0.4                             | 1.3                | 0.1                                 | -2.1                     | 0.6      |
| <b>Apr</b>                                | 3.9            | 0.9      | 4.5                 | 0.3      | -1.9               | -0.3                     | 0.1               | 0.3                             | 0.9                | 0.2                                 | -0.3                     | 0.4      |
| <b>Mei/May</b>                            | 4.7            | 0.5      | 4.6                 | 0.6      | -1.8               | 0.4                      | -0.2              | 0.1                             | 0.3                | 0.3                                 | -0.5                     | -0.1     |
| <b>Jun/June</b>                           | 5.1            | 0.2      | 4.0                 | 0.0      | -1.6               | 0.4                      | 0.7               | 0.7                             | 0.7                | 0.7                                 | 0.7                      | 0.7      |
| <b>Jul/July</b>                           | 5.4            | 0.6      | 4.2                 | 0.0      | -1.2               | 0.0                      | 1.9               | -0.1                            | 0.6                | 0.0                                 | 2.7                      | -0.2     |
| <b>Ogos/Aug</b>                           | 5.0            | 0.3      | 3.7                 | 0.2      | -0.2               | 0.7                      | 2.5               | 0.1                             | 1.3                | 0.8                                 | 3.2                      | -0.3     |
| <b>Sept</b>                               | 5.1            | 0.3      | 2.8                 | -0.4     | -1.1               | -0.7                     | 3.4               | 0.6                             | 3.0                | 1.0                                 | 3.4                      | 0.2      |
| <b>Okt/Oct</b>                            | 4.7            | 0.2      | 2.6                 | -0.3     | 0.8                | 1.0                      | 3.1               | 0.0                             | 4.1                | 0.8                                 | 2.5                      | -0.4     |
| <b>Nov</b>                                | 5.0            | 0.7      | 2.1                 | -0.1     | 1.0                | 0.0                      | 3.2               | 1.0                             | 4.6                | 0.6                                 | 2.4                      | 1.3      |
| <b>Dis/Dec</b>                            | 5.7            | 0.6      | 2.6                 | 0.6      | 0.8                | -0.6                     | 5.2               | 1.6                             | 5.1                | 0.3                                 | 5.1                      | 2.3      |
| <b>2023 Jan</b>                           | 5.4            | 0.4      | 1.7                 | 0.0      | 1.8                | 0.6                      | 5.3               | 0.0                             | 5.3                | -0.1                                | 5.3                      | 0.2      |
| <b>Feb</b>                                | 5.4            | 0.2      | -0.1                | -0.8     | 1.4                | 0.0                      | 4.9               | 0.0                             | 4.3                | -0.6                                | 5.3                      | 0.4      |
| <b>Mac/Mar</b>                            | 5.4            | 0.4      | -0.4                | -0.5     | 0.4                | -0.9                     | 5.0               | 0.5                             | 3.9                | -0.3                                | 5.7                      | 1.0      |
| <b>Apr</b>                                | 5.6            | 1.1      | -0.9                | -0.1     | 1.2                | 0.6                      | 4.1               | -0.5                            | 4.0                | 0.4                                 | 4.1                      | -1.1     |
| <b>Mei/May</b>                            | 6.5            | 1.4      | -1.2                | 0.3      | 0.0                | -0.8                     | 3.8               | -0.2                            | 3.5                | -0.2                                | 3.9                      | -0.3     |
| <b>Jun/June</b>                           | 7.3            | 0.9      | -0.6                | 0.6      | -0.7               | -0.3                     | 4.4               | 1.3                             | 3.0                | 0.2                                 | 5.3                      | 2.1      |
| <b>Jul/July</b>                           | 6.7            | 0.0      | 0.0                 | 0.6      | -0.9               | -0.3                     | 4.7               | 0.2                             | 3.4                | 0.4                                 | 5.5                      | 0.0      |
| <b>Ogos/Aug</b>                           | 6.9            | 0.5      | 0.1                 | 0.3      | -1.1               | 0.5                      | 4.8               | 0.2                             | 3.1                | 0.5                                 | 6.0                      | 0.1      |
| <b>Sept</b>                               | 6.0            | -0.6     | 0.9                 | 0.4      | -0.6               | -0.2                     | 4.4               | 0.2                             | 1.2                | -0.8                                | 6.6                      | 0.8      |
| <b>Okt/Oct</b>                            | 6.1            | 0.4      | 1.5                 | 0.2      | -1.5               | 0.1                      | 3.4               | -1.0                            | 0.3                | -0.1                                | 5.4                      | -1.5     |
| <i>Period<br/>Stage<br/>of Processing</i> | <i>Durable</i> |          | <i>Semi-durable</i> |          | <i>Non-durable</i> | <i>Capital equipment</i> |                   | <i>Manufacturing industries</i> |                    | <i>Non-manufacturing industries</i> |                          |          |

**JADUAL**  
**TABLE** **5**

**IHPR (2010=100) Pengeluaran Tempatan dan Perubahan Peratus mengikut Seksyen Barangan (SITC 4), Malaysia**  
*PPI (2010=100) Local Production and Percentage Change by Commodity Section (SITC 4), Malaysia*

| Seksyen Barangan<br><i>Commodity Section</i>  | Kod<br><i>Code</i> | Wajaran<br><i>Weight</i> | Indeks<br><i>Index</i> |              |                 | Perubahan Peratus<br><i>Percentage Change</i> |                             |
|---|--------------------|--------------------------|------------------------|--------------|-----------------|---|-----------------------------|
|   |                    |                          | Okt/Oct<br>2022        | Sept<br>2023 | Okt/Oct<br>2023 | Okt/Oct 2023 -<br>Okt/Oct 2022                | Okt/Oct 2023 -<br>Sept 2023 |
| <b>Jumlah</b><br><i>Total</i>   |                    | <b>100.000</b>           | <b>119.3</b>           | <b>119.4</b> | <b>119.0</b>    | <b>-0.3</b>                                   | <b>-0.3</b>                 |
| <b>Makanan</b><br><i>Food</i>   | <b>0</b>           | <b>7.454</b>             | 137.7                  | 140.6        | 140.6           | 2.1   | 0.0                         |
| <b>Minuman dan tembakau</b><br><i>Beverages and tobacco</i>                                     | <b>1</b>           | <b>1.307</b>             | 114.8                  | 115.8        | 115.4           | 0.5   | -0.3                        |
| <b>Bahan-bahan mentah tidak boleh dimakan</b><br><i>Crude materials, inedible</i>               | <b>2</b>           | <b>5.769</b>             | 103.9                  | 108.5        | 106.6           | 2.6   | -1.8                        |
| <b>Bahan api galian, pelincir, dll.</b><br><i>Mineral fuels, lubricants, etc.</i>               | <b>3</b>           | <b>21.075</b>            | 133.7                  | 128.8        | 127.6           | -4.6  | -0.9                        |
| <b>Minyak dan lemak binatang dan sayur-sayuran</b><br><i>Animal and vegetable oils and fats</i> | <b>4</b>           | <b>9.287</b>             | 122.5                  | 115.0        | 114.1           | -6.9  | -0.8                        |
| <b>Bahan kimia</b><br><i>Chemicals</i>  | <b>5</b>           | <b>8.557</b>             | 123.0                  | 117.5        | 118.6           | -3.6  | 0.9                         |
| <b>Barang-barang keluaran kilang</b><br><i>Manufactured goods</i>                               | <b>6</b>           | <b>13.672</b>            | 119.0                  | 119.9        | 120.1           | 0.9   | 0.2                         |
| <b>Jentera dan kelengkapan pengangkutan</b><br><i>Machinery and transport equipment</i>         | <b>7</b>           | <b>25.611</b>            | 109.8                  | 115.3        | 115.4           | 5.1   | 0.1                         |
| <b>Pelbagai barang keluaran kilang</b><br><i>Miscellaneous manufactured articles</i>            | <b>8</b>           | <b>7.268</b>             | 105.6                  | 109.3        | 109.8           | 4.0   | 0.5                         |

**JADUAL  
TABLE 5.1**
**IHPR (2010=100) Pengeluaran Tempatan mengikut Seksyen Barangan (SITC 4), Malaysia**  
*PPI (2010=100) Local Production by Commodity Section (SITC 4), Malaysia*

| Tempoh Seksyen Barangan         |                      | Jumlah         | 0<br>Makanan                 | 1<br>Minuman dan tembakau        | 2<br>Bahan-bahan mentah tidak boleh dimakan | 3<br>Bahan api galian, pelincir, dll. |
|---------------------------------|----------------------|----------------|------------------------------|----------------------------------|---|---------------------------------------|
| <b>Wajaran (Weight)</b>         |                      | <b>100.000</b> | <b>7.454</b>                 | <b>1.307</b>                     | <b>5.769</b>                                | <b>21.075</b>                         |
| <b>2018</b>                     |                      | <b>106.7</b>   | 126.0                        | 114.2                            | 85.0  | 117.3                                 |
| <b>2019</b>                     |                      | <b>105.2</b>   | 125.3                        | 113.3                            | 79.9  | 116.5                                 |
| <b>2020</b>                     |                      | <b>102.4</b>   | 123.8                        | 112.8                            | 96.5  | 95.8                                  |
| <b>2021</b>                     |                      | <b>112.1</b>   | 128.0                        | 112.7                            | 130.7                                       | 114.2                                 |
| <b>2022</b>                     |                      | <b>120.8</b>   | 135.7                        | 113.7                            | 132.5                                       | 131.0                                 |
| <b>2022</b>                     | <b>ST1/Q1</b>        | <b>119.6</b>   | 132.2                        | 112.8                            | 154.6                                       | 126.5                                 |
|                                 | <b>ST2/Q2</b>        | <b>123.6</b>   | 135.1                        | 113.4                            | 157.9                                       | 131.6                                 |
|                                 | <b>ST3/Q3</b>        | <b>120.4</b>   | 137.2                        | 113.8                            | 110.3                                       | 133.0                                 |
|                                 | <b>ST4/Q4</b>        | <b>119.6</b>   | 138.2                        | 115.0                            | 107.1                                       | 132.7                                 |
| <b>2023</b>                     | <b>ST1/Q1</b>        | <b>118.6</b>   | 140.3                        | 115.6                            | 108.8                                       | 127.1                                 |
|                                 | <b>ST2/Q2</b>        | <b>118.5</b>   | 142.6                        | 115.1                            | 111.3                                       | 123.4                                 |
|                                 | <b>ST3/Q3</b>        | <b>118.7</b>   | 141.3                        | 115.3                            | 110.0                                       | 124.2                                 |
| <b>2022</b>                     | <b>Jan - Okt/Oct</b> | <b>121.0</b>   | 135.1                        | 113.5                            | 137.3                                       | 130.7                                 |
| <b>2023</b>                     | <b>Jan - Okt/Oct</b> | <b>118.6</b>   | 141.3                        | 115.3                            | 109.7                                       | 125.2                                 |
| <b>2022</b>                     | <b>Jan</b>           | <b>117.1</b>   | 131.8                        | 112.6                            | 142.1                                       | 123.1                                 |
|                                 | <b>Feb</b>           | <b>119.4</b>   | 132.2                        | 112.8                            | 153.5                                       | 126.1                                 |
|                                 | <b>Mac/Mar</b>       | <b>122.3</b>   | 132.5                        | 112.9                            | 168.2                                       | 130.3                                 |
|                                 | <b>Apr</b>           | <b>122.6</b>   | 133.3                        | 113.0                            | 163.0                                       | 128.6                                 |
|                                 | <b>Mei/May</b>       | <b>124.1</b>   | 135.4                        | 113.5                            | 164.1                                       | 131.2                                 |
|                                 | <b>Jun/June</b>      | <b>124.0</b>   | 136.7                        | 113.6                            | 146.7                                       | 135.0                                 |
|                                 | <b>Jul/July</b>      | <b>121.1</b>   | 136.7                        | 113.5                            | 110.8                                       | 134.8                                 |
|                                 | <b>Ogos/Aug</b>      | <b>120.9</b>   | 137.2                        | 113.7                            | 113.8                                       | 133.6                                 |
|                                 | <b>Sept</b>          | <b>119.2</b>   | 137.6                        | 114.2                            | 106.4                                       | 130.5                                 |
|                                 | <b>Okt/Oct</b>       | <b>119.3</b>   | 137.7                        | 114.8                            | 103.9                                       | 133.7                                 |
|                                 | <b>Nov</b>           | <b>120.0</b>   | 138.7                        | 115.4                            | 109.6                                       | 133.4                                 |
|                                 | <b>Dis/Dec</b>       | <b>119.6</b>   | 138.3                        | 114.8                            | 107.9                                       | 131.1                                 |
| <b>2023</b>                     | <b>Jan</b>           | <b>118.6</b>   | 139.5                        | 115.2                            | 107.1                                       | 128.2                                 |
|                                 | <b>Feb</b>           | <b>118.4</b>   | 140.0                        | 116.5                            | 107.2                                       | 127.2                                 |
|                                 | <b>Mac/Mar</b>       | <b>118.7</b>   | 141.4                        | 115.0                            | 112.0                                       | 125.8                                 |
|                                 | <b>Apr</b>           | <b>118.9</b>   | 141.6                        | 115.7                            | 113.0                                       | 125.3                                 |
|                                 | <b>Mei/May</b>       | <b>118.4</b>   | 142.6                        | 114.6                            | 111.3                                       | 123.6                                 |
|                                 | <b>Jun/June</b>      | <b>118.1</b>   | 143.5                        | 115.0                            | 109.5                                       | 121.4                                 |
|                                 | <b>Jul/July</b>      | <b>118.3</b>   | 142.9                        | 114.6                            | 111.2                                       | 121.5                                 |
|                                 | <b>Ogos/Aug</b>      | <b>118.3</b>   | 140.5                        | 115.4                            | 110.4                                       | 122.4                                 |
|                                 | <b>Sept</b>          | <b>119.4</b>   | 140.6                        | 115.8                            | 108.5                                       | 128.8                                 |
|                                 | <b>Okt/Oct</b>       | <b>119.0</b>   | 140.6                        | 115.4                            | 106.6                                       | 127.6                                 |
| <b>Period Commodity Section</b> | <b>Total</b>         | <b>Food</b>    | <b>Beverages and tobacco</b> | <b>Crude materials, inedible</b> | <b>Mineral fuels, lubricants, etc.</b>      |                                       |

**JADUAL**  
**TABLE** **5.1**
**IHPR (2010=100) Pengeluaran Tempatan mengikut Seksyen Barangan (SITC 4), Malaysia (samb.)**  
*PPI (2010=100) Local Production by Commodity Section (SITC 4), Malaysia (cont'd)*

|                                 |   | 4   | 5                         | 6  | 7  | 8                               |
|---------------------------------|---|---|---------------------------|--|--|---------------------------------|
| Tempoh Seksyen Barangan         |   | Minyak dan lemak binatang dan sayur-sayuran | Bahan kimia               | Barang-barang keluaran kilang            | Jentera dan kelengkapan pengangkutan       | Pelbagai barang keluaran kilang |
| <b>Wajaran (Weight)</b>         |   | <b>9.287</b>                                | <b>8.557</b>              | <b>13.672</b>                            | <b>25.611</b>                              | <b>7.268</b>                    |
| <b>2018</b>                     |   | 93.6  | 113.2                     | 108.7                                    | 102.0                                      | 105.6                           |
| <b>2019</b>                     |   | 85.6  | 109.4                     | 107.4                                    | 104.4                                      | 103.8                           |
| <b>2020</b>                     |   | 93.4  | 106.4                     | 107.3                                    | 104.6                                      | 103.1                           |
| <b>2021</b>                     |   | 114.7                                       | 113.4                     | 110.7                                    | 103.0                                      | 105.6                           |
| <b>2022</b>                     |   | 130.6                                       | 123.9                     | 117.8                                    | 107.5                                      | 104.7                           |
| <b>2022</b>                     | <b>ST1/Q1</b>                             | 128.9                                       | 120.9                     | 115.1                                    | 104.3                                      | 104.0                           |
|                                 | <b>ST2/Q2</b>                             | 140.5                                       | 125.5                     | 118.1                                    | 106.2                                      | 103.9                           |
|                                 | <b>ST3/Q3</b>                             | 131.1                                       | 126.2                     | 119.1                                    | 108.6                                      | 104.8                           |
|                                 | <b>ST4/Q4</b>                             | 121.8                                       | 123.0                     | 118.9                                    | 111.0                                      | 106.1                           |
| <b>2023</b>                     | <b>ST1/Q1</b>                             | 119.5                                       | 120.6                     | 118.2                                    | 112.5                                      | 106.6                           |
|                                 | <b>ST2/Q2</b>                             | 120.3                                       | 120.4                     | 118.5                                    | 113.3                                      | 107.3                           |
|                                 | <b>ST3/Q3</b>                             | 116.0                                       | 118.0                     | 119.5                                    | 115.5                                      | 109.0                           |
| <b>2022</b>                     | <b>Jan - Okt/Oct</b>                      | 132.4                                       | 124.1                     | 117.6                                    | 106.7                                      | 104.4                           |
| <b>2023</b>                     | <b>Jan - Okt/Oct</b>                      | 118.1                                       | 119.6                     | 118.9                                    | 113.9                                      | 107.9                           |
| <b>2022</b>                     | <b>Jan</b>                                | 124.5                                       | 119.8                     | 114.4                                    | 103.5                                      | 103.8                           |
|                                 | <b>Feb</b>                                | 128.7                                       | 120.6                     | 115.0                                    | 104.2                                      | 104.2                           |
|                                 | <b>Mac/Mar</b>                            | 133.6                                       | 122.3                     | 115.8                                    | 105.1                                      | 104.0                           |
|                                 | <b>Apr</b>                                | 138.3                                       | 124.3                     | 117.0                                    | 105.9                                      | 103.8                           |
|                                 | <b>Mei/May</b>                            | 141.9                                       | 125.7                     | 118.3                                    | 106.0                                      | 103.7                           |
|                                 | <b>Jun/June</b>                           | 141.3                                       | 126.5                     | 119.0                                    | 106.7                                      | 104.3                           |
|                                 | <b>Jul/July</b>                           | 136.2                                       | 127.3                     | 119.1                                    | 107.6                                      | 104.4                           |
|                                 | <b>Ogos/Aug</b>                           | 131.3                                       | 126.6                     | 119.2                                    | 108.8                                      | 105.0                           |
|                                 | <b>Sept</b>                               | 125.8                                       | 124.7                     | 119.1                                    | 109.5                                      | 105.0                           |
|                                 | <b>Okt/Oct</b>                            | 122.5                                       | 123.0                     | 119.0                                    | 109.8                                      | 105.6                           |
|                                 | <b>Nov</b>                                | 122.2                                       | 123.1                     | 118.8                                    | 110.9                                      | 106.1                           |
|                                 | <b>Dis/Dec</b>                            | 120.7                                       | 123.0                     | 118.9                                    | 112.3                                      | 106.6                           |
| <b>2023</b>                     | <b>Jan</b>                                | 119.8                                       | 121.4                     | 118.2                                    | 112.0                                      | 106.7                           |
|                                 | <b>Feb</b>                                | 119.5                                       | 120.4                     | 118.0                                    | 112.3                                      | 106.4                           |
|                                 | <b>Mac/Mar</b>                            | 119.3                                       | 120.0                     | 118.4                                    | 113.1                                      | 106.6                           |
|                                 | <b>Apr</b>                                | 120.8                                       | 120.5                     | 118.5                                    | 112.9                                      | 107.2                           |
|                                 | <b>Mei/May</b>                            | 120.4                                       | 121.1                     | 118.1                                    | 112.7                                      | 107.1                           |
|                                 | <b>Jun/June</b>                           | 119.6                                       | 119.7                     | 118.8                                    | 114.2                                      | 107.7                           |
|                                 | <b>Jul/July</b>                           | 117.2                                       | 118.7                     | 119.3                                    | 115.3                                      | 108.5                           |
|                                 | <b>Ogos/Aug</b>                           | 115.7                                       | 117.8                     | 119.4                                    | 115.9                                      | 109.3                           |
|                                 | <b>Sept</b>                               | 115.0                                       | 117.5                     | 119.9                                    | 115.3                                      | 109.3                           |
|                                 | <b>Okt/Oct</b>                            | 114.1                                       | 118.6                     | 120.1                                    | 115.4                                      | 109.8                           |
| <i>Period Commodity Section</i> | <i>Animal and vegetable oils and fats</i> | <i>Chemicals</i>                            | <i>Manufactured goods</i> | <i>Machinery and transport equipment</i> | <i>Miscellaneous manufactured articles</i> |                                 |

**JADUAL  
TABLE 5.2**
**Perubahan Peratus IHPR (2010=100) Pengeluaran Tempatan mengikut Seksyen Barangan (SITC 4), Malaysia**  
*Percentage Change of PPI (2010=100) Local Production by Commodity Section (SITC 4), Malaysia*

| Tempoh                          | Jumlah               |       | 0           |       | 1                            |       | 2                                      |       | 3                                      |       |      |
|---------------------------------|----------------------|-------|-------------|-------|------------------------------|-------|--|-------|--|-------|------|
| Seksyen Barangan                |                      |       | Makanan     |       | Minuman dan tembakau         |       | Bahan-bahan mentah tidak boleh dimakan |       | Bahan api galian, pelincir, dll.       |       |      |
| Wajaran ( <i>Weight</i> )       | 100.000              |       | 7.454       |       | 1.307                        |       | 5.769                                  |       | 21.075                                 |       |      |
|                                 | YoY %                | MoM % | YoY %       | MoM % | YoY %                        | MoM % | YoY %                                  | MoM % | YoY %                                  | MoM % |      |
| <b>2018</b>                     | -1.1                 |       | -0.7        |       | 0.4                          |       | -17.3                                  |       | 11.8                                   |       |      |
| <b>2019</b>                     | -1.4                 |       | -0.6        |       | -0.8                         |       | -6.0                                   |       | -0.7                                   |       |      |
| <b>2020</b>                     | -2.7                 |       | -1.2        |       | -0.4                         |       | 20.8                                   |       | -17.8                                  |       |      |
| <b>2021</b>                     | 9.5                  |       | 3.4         |       | -0.1                         |       | 35.4                                   |       | 19.2                                   |       |      |
| <b>2022</b>                     | 7.8                  |       | 6.0         |       | 0.9                          |       | 1.4                                    |       | 14.7                                   |       |      |
| <b>2022</b>                     | <b>ST1/Q1</b>        | 10.2  |             | 5.4   |                              | -0.2  |  | 20.7  |  | 20.1  |      |
|                                 | <b>ST2/Q2</b>        | 11.1  |             | 6.0   |                              | 0.5   |  | 19.9  |  | 17.8  |      |
|                                 | <b>ST3/Q3</b>        | 6.5   |             | 6.7   |                              | 1.6   |  | -13.6 |  | 12.3  |      |
|                                 | <b>ST4/Q4</b>        | 3.5   |             | 5.7   |                              | 2.0   |  | -20.8 |  | 9.1   |      |
| <b>2023</b>                     | <b>ST1/Q1</b>        | -0.8  |             | 6.1   |                              | 2.5   |  | -29.6 |  | 0.5   |      |
|                                 | <b>ST2/Q2</b>        | -4.1  |             | 5.6   |                              | 1.5   |  | -29.5 |  | -6.2  |      |
|                                 | <b>ST3/Q3</b>        | -1.4  |             | 3.0   |                              | 1.3   |  | -0.3  |  | -6.6  |      |
| <b>2022</b>                     | <b>Jan - Okt/Oct</b> | 8.6   |             | 6.0   |                              | 0.8   |  | 6.2   |  | 15.9  |      |
| <b>2023</b>                     | <b>Jan - Okt/Oct</b> | -2.0  |             | 4.6   |                              | 1.6   |  | -20.1 |  | -4.2  |      |
| <b>2022</b>                     | <b>Jan</b>           | 9.2   | 1.3         | 5.7   | 0.3                          | -0.4  | 0.0                                    | 13.3  | 5.3                                    | 21.0  | 2.0  |
|                                 | <b>Feb</b>           | 9.7   | 2.0         | 5.3   | 0.3                          | -0.3  | 0.2                                    | 20.1  | 8.0                                    | 18.2  | 2.4  |
|                                 | <b>Mac/Mar</b>       | 11.6  | 2.4         | 5.3   | 0.2                          | 0.1   | 0.1                                    | 28.2  | 9.6                                    | 21.1  | 3.3  |
|                                 | <b>Apr</b>           | 11.0  | 0.2         | 4.8   | 0.6                          | 0.1   | 0.1                                    | 20.9  | -3.1                                   | 18.0  | -1.3 |
|                                 | <b>Mei/May</b>       | 11.2  | 1.2         | 6.4   | 1.6                          | 0.6   | 0.4                                    | 18.7  | 0.7                                    | 18.4  | 2.0  |
|                                 | <b>Jun/June</b>      | 10.9  | -0.1        | 7.0   | 1.0                          | 0.8   | 0.1                                    | 20.0  | -10.6                                  | 17.2  | 2.9  |
|                                 | <b>Jul/July</b>      | 7.6   | -2.3        | 7.0   | 0.0                          | 1.0   | -0.1                                   | -11.5 | -24.5                                  | 14.6  | -0.1 |
|                                 | <b>Ogos/Aug</b>      | 6.8   | -0.2        | 6.7   | 0.4                          | 1.6   | 0.2                                    | -11.6 | 2.7                                    | 12.8  | -0.9 |
|                                 | <b>Sept</b>          | 4.9   | -1.4        | 6.3   | 0.3                          | 2.1   | 0.4                                    | -17.5 | -6.5                                   | 9.6   | -2.3 |
|                                 | <b>Okt/Oct</b>       | 4.0   | 0.1         | 6.3   | 0.1                          | 2.0   | 0.5                                    | -20.6 | -2.3                                   | 9.7   | 2.5  |
|                                 | <b>Nov</b>           | 3.2   | 0.6         | 5.9   | 0.7                          | 1.9   | 0.5                                    | -21.6 | 5.5                                    | 9.2   | -0.2 |
|                                 | <b>Dis/Dec</b>       | 3.5   | -0.3        | 5.3   | -0.3                         | 2.0   | -0.5                                   | -20.1 | -1.6                                   | 8.6   | -1.7 |
| <b>2023</b>                     | <b>Jan</b>           | 1.3   | -0.8        | 5.8   | 0.9                          | 2.3   | 0.3                                    | -24.6 | -0.7                                   | 4.1   | -2.2 |
|                                 | <b>Feb</b>           | -0.8  | -0.2        | 5.9   | 0.4                          | 3.3   | 1.1                                    | -30.2 | 0.1                                    | 0.9   | -0.8 |
|                                 | <b>Mac/Mar</b>       | -2.9  | 0.3         | 6.7   | 1.0                          | 1.9   | -1.3                                   | -33.4 | 4.5                                    | -3.5  | -1.1 |
|                                 | <b>Apr</b>           | -3.0  | 0.2         | 6.2   | 0.1                          | 2.4   | 0.6                                    | -30.7 | 0.9                                    | -2.6  | -0.4 |
|                                 | <b>Mei/May</b>       | -4.6  | -0.4        | 5.3   | 0.7                          | 1.0   | -1.0                                   | -32.2 | -1.5                                   | -5.8  | -1.4 |
|                                 | <b>Jun/June</b>      | -4.8  | -0.3        | 5.0   | 0.6                          | 1.2   | 0.3                                    | -25.4 | -1.6                                   | -10.1 | -1.8 |
|                                 | <b>Jul/July</b>      | -2.3  | 0.2         | 4.5   | -0.4                         | 1.0   | -0.3                                   | 0.4   | 1.6                                    | -9.9  | 0.1  |
|                                 | <b>Ogos/Aug</b>      | -2.2  | 0.0         | 2.4   | -1.7                         | 1.5   | 0.7                                    | -3.0  | -0.7                                   | -8.4  | 0.7  |
|                                 | <b>Sept</b>          | 0.2   | 0.9         | 2.2   | 0.1                          | 1.4   | 0.3                                    | 2.0   | -1.7                                   | -1.3  | 5.2  |
|                                 | <b>Okt/Oct</b>       | -0.3  | -0.3        | 2.1   | 0.0                          | 0.5   | -0.3                                   | 2.6   | -1.8                                   | -4.6  | -0.9 |
| <i>Period Commodity Section</i> | <b>Total</b>         |       | <i>Food</i> |       | <i>Beverages and tobacco</i> |       | <i>Crude materials, inedible</i>       |       | <i>Mineral fuels, lubricants, etc.</i> |       |      |

**JADUAL  
TABLE 5.2**
**Perubahan Peratus IHPR (2010=100) Pengeluaran Tempatan mengikut Seksyen Barangan (SITC 4), Malaysia (samb.)**  
*Percentage Change of PPI (2010=100) Local Production by Commodity Section (SITC 4), Malaysia (cont'd)*

| Tempoh           | 4   |       | 5                |       | 6                             |       | 7  |       | 8  |       |      |
|------------------|---|-------|------------------|-------|-------------------------------|-------|--|-------|--|-------|------|
| Seksyen Barangan | Minyak dan lemak binatang dan sayur-sayuran |       | Bahan kimia      |       | Barang-barang keluaran kilang |       | Jentera dan kelengkapan pengangkutan     |       | Pelbagai barang keluaran kilang            |       |      |
| Wajaran (Weight) | 9.287                                       |       | 8.557            |       | 13.672                        |       | 25.611                                   |       | 7.268                                      |       |      |
|                  | YoY %                                       | MoM % | YoY %            | MoM % | YoY %                         | MoM % | YoY %                                    | MoM % | YoY %                                      | MoM % |      |
| <b>2018</b>      | -13.3                                       |       | -1.1             |       | 0.6                           |       | -3.1                                     |       | -3.6                                       |       |      |
| <b>2019</b>      | -8.5  |       | -3.4             |       | -1.2                          |       | 2.4                                      |       | -1.7                                       |       |      |
| <b>2020</b>      | 9.1   |       | -2.7             |       | -0.1                          |       | 0.2                                      |       | -0.7                                       |       |      |
| <b>2021</b>      | 22.8  |       | 6.6              |       | 3.2                           |       | -1.5                                     |       | 2.4  |       |      |
| <b>2022</b>      | 13.9  |       | 9.3              |       | 6.4                           |       | 4.4                                      |       | -0.9                                       |       |      |
| <b>2022</b>      | <b>ST1/Q1</b>                               | 18.6  |                  | 11.9  |                               | 6.3   |  | 0.9   |  | -1.1  |      |
|                  | <b>ST2/Q2</b>                               | 23.5  |                  | 11.9  |                               | 7.8   |  | 3.1   |  | -1.9  |      |
|                  | <b>ST3/Q3</b>                               | 13.3  |                  | 9.3   |                               | 7.0   |  | 6.1   |  | -1.4  |      |
|                  | <b>ST4/Q4</b>                               | 1.2   |                  | 4.3   |                               | 4.8   |  | 7.7   |  | 1.0   |      |
| <b>2023</b>      | <b>ST1/Q1</b>                               | -7.3  |                  | -0.2  |                               | 2.7   |  | 7.9   |  | 2.5   |      |
|                  | <b>ST2/Q2</b>                               | -14.4 |                  | -4.1  |                               | 0.3   |  | 6.7   |  | 3.3   |      |
|                  | <b>ST3/Q3</b>                               | -11.5 |                  | -6.5  |                               | 0.3   |  | 6.4   |  | 4.0   |      |
| <b>2022</b>      | <b>Jan - Okt/Oct</b>                        | 16.9  |                  | 10.4  |                               | 6.8   |  | 3.7   |  | -1.3  |      |
| <b>2023</b>      | <b>Jan - Okt/Oct</b>                        | -10.8 |                  | -3.6  |                               | 1.1   |  | 6.7   |  | 3.4   |      |
| <b>2022</b>      | <b>Jan</b>                                  | 16.7  | 2.3              | 12.8  | 0.8                           | 6.0   | 0.4                                      | -0.4  | 0.3  | -0.9  | -0.6 |
|                  | <b>Feb</b>                                  | 18.4  | 3.4              | 11.5  | 0.7                           | 6.3   | 0.5                                      | 0.9   | 0.7  | -1.0  | 0.4  |
|                  | <b>Mac/Mar</b>                              | 20.7  | 3.8              | 11.7  | 1.4                           | 6.3   | 0.7                                      | 2.1   | 0.9  | -1.5  | -0.2 |
|                  | <b>Apr</b>                                  | 23.2  | 3.5              | 12.2  | 1.6                           | 7.0   | 1.0                                      | 3.1   | 0.8  | -1.6  | -0.2 |
|                  | <b>Mei/May</b>                              | 24.4  | 2.6              | 12.1  | 1.1                           | 8.2   | 1.1                                      | 2.8   | 0.1  | -2.2  | -0.1 |
|                  | <b>Jun/June</b>                             | 22.9  | -0.4             | 11.3  | 0.6                           | 8.0   | 0.6                                      | 3.4   | 0.7  | -1.9  | 0.6  |
|                  | <b>Jul/July</b>                             | 18.2  | -3.6             | 10.9  | 0.6                           | 7.7   | 0.1                                      | 5.1   | 0.8  | -1.9  | 0.1  |
|                  | <b>Ogos/Aug</b>                             | 13.4  | -3.6             | 9.6   | -0.5                          | 7.2   | 0.1                                      | 6.3   | 1.1  | -1.2  | 0.6  |
|                  | <b>Sept</b>                                 | 8.3   | -4.2             | 7.3   | -1.5                          | 6.3   | -0.1                                     | 6.9   | 0.6  | -1.2  | 0.0  |
|                  | <b>Okt/Oct</b>                              | 3.8   | -2.6             | 5.5   | -1.4                          | 5.4   | -0.1                                     | 6.9   | 0.3  | 0.2   | 0.6  |
|                  | <b>Nov</b>                                  | 0.7   | -0.2             | 4.1   | 0.1                           | 4.5   | -0.2                                     | 7.1   | 1.0  | 1.0   | 0.5  |
|                  | <b>Dis/Dec</b>                              | -0.8  | -1.2             | 3.4   | -0.1                          | 4.4   | 0.1                                      | 8.8   | 1.3  | 2.1   | 0.5  |
| <b>2023</b>      | <b>Jan</b>                                  | -3.8  | -0.7             | 1.3   | -1.3                          | 3.3   | -0.6                                     | 8.2   | -0.3                                       | 2.8   | 0.1  |
|                  | <b>Feb</b>                                  | -7.1  | -0.3             | -0.2  | -0.8                          | 2.6   | -0.2                                     | 7.8   | 0.3  | 2.1   | -0.3 |
|                  | <b>Mac/Mar</b>                              | -10.7 | -0.2             | -1.9  | -0.3                          | 2.2   | 0.3                                      | 7.6   | 0.7  | 2.5   | 0.2  |
|                  | <b>Apr</b>                                  | -12.7 | 1.3              | -3.1  | 0.4                           | 1.3   | 0.1                                      | 6.6   | -0.2                                       | 3.3   | 0.6  |
|                  | <b>Mei/May</b>                              | -15.2 | -0.3             | -3.7  | 0.5                           | -0.2  | -0.3                                     | 6.3   | -0.2                                       | 3.3   | -0.1 |
|                  | <b>Jun/June</b>                             | -15.4 | -0.7             | -5.4  | -1.2                          | -0.2  | 0.6                                      | 7.0   | 1.3  | 3.3   | 0.6  |
|                  | <b>Jul/July</b>                             | -14.0 | -2.0             | -6.8  | -0.8                          | 0.2   | 0.4                                      | 7.2   | 1.0  | 3.9   | 0.7  |
|                  | <b>Ogos/Aug</b>                             | -11.9 | -1.3             | -7.0  | -0.8                          | 0.2   | 0.1                                      | 6.5   | 0.5  | 4.1   | 0.7  |
|                  | <b>Sept</b>                                 | -8.6  | -0.6             | -5.8  | -0.3                          | 0.7   | 0.4                                      | 5.3   | -0.5                                       | 4.1   | 0.0  |
|                  | <b>Okt/Oct</b>                              | -6.9  | -0.8             | -3.6  | 0.9                           | 0.9   | 0.2                                      | 5.1   | 0.1  | 4.0   | 0.5  |
| <i>Period</i>    | <i>Animal and vegetable oils and fats</i>   |       | <i>Chemicals</i> |       | <i>Manufactured goods</i>     |       | <i>Machinery and transport equipment</i> |       | <i>Miscellaneous manufactured articles</i> |       |      |

**JADUAL  
TABLE**
**6**
**IHPR (2010=100) Pengeluaran Tempatan dan Perubahan Peratus mengikut Sektor (MSIC 2008), Malaysia**  
*PPI (2010=100) Local Production and Percentage Change by Sector (MSIC 2008), Malaysia*

| Tempoh<br><i>Period</i> | Sektor<br><i>Sector</i> | Jumlah<br><i>Total</i> |                 | A<br><b>Pertanian,<br/>perhutanan dan<br/>perikanan</b><br><i>Agriculture, forestry<br/>and fishing</i> |                 | B<br><b>Perlombongan<br/>Mining</b> |                 | C<br><b>Pembuatan<br/>Manufacturing</b> |                 | D<br><b>Bekalan<br/>elektrik dan gas</b><br><i>Electricity and<br/>gas supply</i> |                 | E<br><b>Bekalan air</b><br><i>Water supply</i> |                 |
|-------------------------|-------------------------|------------------------|-----------------|---|-----------------|-------------------------------------|-----------------|---|-----------------|---|-----------------|--|-----------------|
|                         |                         | Indeks<br><i>Index</i> | YoY<br><i>%</i> | Indeks<br><i>Index</i>  | YoY<br><i>%</i> | Indeks<br><i>Index</i>              | YoY<br><i>%</i> | Indeks<br><i>Index</i>                  | YoY<br><i>%</i> | Indeks<br><i>Index</i>  | YoY<br><i>%</i> | Indeks<br><i>Index</i>                         | YoY<br><i>%</i> |
| <b>Wajaran (Weight)</b> |                         | <b>100.000</b>         |                 | <b>6.730</b>  |                 | <b>7.927</b>                        |                 | <b>81.571</b>                           |                 | <b>3.442</b>  |                 | <b>0.330</b>                                   |                 |
| <b>2011</b>             |                         | <b>112.3</b>           | <b>12.3</b>     | <b>119.6</b>  | <b>19.6</b>     | <b>136.1</b>                        | <b>36.1</b>     | <b>109.0</b>                            | <b>9.0</b>      | <b>103.9</b>  | <b>3.9</b>      | <b>104.2</b>                                   | <b>4.2</b>      |
| <b>2012</b>             |                         | <b>111.8</b>           | <b>-0.4</b>     | <b>105.9</b>  | <b>-11.5</b>    | <b>141.1</b>                        | <b>3.7</b>      | <b>109.0</b>                            | <b>0.0</b>      | <b>107.2</b>  | <b>3.2</b>      | <b>104.1</b>                                   | <b>-0.1</b>     |
| <b>2013</b>             |                         | <b>108.8</b>           | <b>-2.7</b>     | <b>94.2</b>   | <b>-11.0</b>    | <b>140.6</b>                        | <b>-0.4</b>     | <b>106.4</b>                            | <b>-2.4</b>     | <b>107.9</b>  | <b>0.7</b>      | <b>106.6</b>                                   | <b>2.4</b>      |
| <b>2014</b>             |                         | <b>110.4</b>           | <b>1.5</b>      | <b>95.9</b>   | <b>1.8</b>      | <b>134.8</b>                        | <b>-4.1</b>     | <b>108.7</b>                            | <b>2.2</b>      | <b>119.0</b>  | <b>10.3</b>     | <b>107.6</b>                                   | <b>0.9</b>      |
| <b>2015</b>             |                         | <b>102.2</b>           | <b>-7.4</b>     | <b>92.2</b>   | <b>-3.9</b>     | <b>86.1</b>                         | <b>-36.1</b>    | <b>104.8</b>                            | <b>-3.6</b>     | <b>113.5</b>  | <b>-4.6</b>     | <b>110.3</b>                                   | <b>2.5</b>      |
| <b>2016</b>             |                         | <b>101.1</b>           | <b>-1.1</b>     | <b>107.2</b>  | <b>16.3</b>     | <b>72.9</b>                         | <b>-15.3</b>    | <b>103.5</b>                            | <b>-1.2</b>     | <b>112.5</b>  | <b>-0.9</b>     | <b>114.2</b>                                   | <b>3.5</b>      |
| <b>2017</b>             |                         | <b>107.9</b>           | <b>6.7</b>      | <b>114.7</b>  | <b>7.0</b>      | <b>90.9</b>                         | <b>24.7</b>     | <b>109.0</b>                            | <b>5.3</b>      | <b>114.6</b>  | <b>1.9</b>      | <b>114.1</b>                                   | <b>-0.1</b>     |
| <b>2018</b>             |                         | <b>106.7</b>           | <b>-1.1</b>     | <b>98.7</b>   | <b>-13.9</b>    | <b>106.8</b>                        | <b>17.5</b>     | <b>107.0</b>                            | <b>-1.8</b>     | <b>115.9</b>  | <b>1.1</b>      | <b>114.4</b>                                   | <b>0.3</b>      |
| <b>2019</b>             |                         | <b>105.2</b>           | <b>-1.4</b>     | <b>94.8</b>   | <b>-4.0</b>     | <b>102.9</b>                        | <b>-3.7</b>     | <b>106.0</b>                            | <b>-0.9</b>     | <b>117.6</b>  | <b>1.5</b>      | <b>111.9</b>                                   | <b>-2.2</b>     |
| <b>2020</b>             |                         | <b>102.4</b>           | <b>-2.7</b>     | <b>109.7</b>  | <b>15.7</b>     | <b>65.5</b>                         | <b>-36.3</b>    | <b>105.6</b>                            | <b>-0.4</b>     | <b>117.1</b>  | <b>-0.4</b>     | <b>111.7</b>                                   | <b>-0.2</b>     |
| <b>2021</b>             |                         | <b>112.1</b>           | <b>9.5</b>      | <b>142.8</b>  | <b>30.2</b>     | <b>92.5</b>                         | <b>41.2</b>     | <b>111.4</b>                            | <b>5.5</b>      | <b>116.6</b>  | <b>-0.4</b>     | <b>112.3</b>                                   | <b>0.5</b>      |
| <b>2022</b>             |                         | <b>120.8</b>           | <b>7.8</b>      | <b>144.7</b>  | <b>1.3</b>      | <b>104.2</b>                        | <b>12.6</b>     | <b>120.8</b>                            | <b>8.4</b>      | <b>117.4</b>  | <b>0.7</b>      | <b>115.2</b>                                   | <b>2.6</b>      |
| <b>2017</b>             | <b>ST1/Q1</b>           | <b>109.6</b>           | <b>10.0</b>     | <b>124.3</b>  | <b>25.3</b>     | <b>94.1</b>                         | <b>37.2</b>     | <b>109.7</b>                            | <b>6.5</b>      | <b>114.6</b>  | <b>3.2</b>      | <b>113.2</b>                                   | <b>0.3</b>      |
|                         | <b>ST2/Q2</b>           | <b>107.2</b>           | <b>7.3</b>      | <b>110.9</b>  | <b>5.1</b>      | <b>85.7</b>                         | <b>19.5</b>     | <b>109.1</b>                            | <b>6.6</b>      | <b>114.3</b>  | <b>2.6</b>      | <b>114.2</b>                                   | <b>-0.5</b>     |
|                         | <b>ST3/Q3</b>           | <b>107.0</b>           | <b>6.6</b>      | <b>112.2</b>  | <b>4.1</b>      | <b>87.1</b>                         | <b>24.1</b>     | <b>108.5</b>                            | <b>5.5</b>      | <b>115.0</b>  | <b>1.5</b>      | <b>114.6</b>                                   | <b>0.3</b>      |
|                         | <b>ST4/Q4</b>           | <b>107.9</b>           | <b>3.1</b>      | <b>111.3</b>  | <b>-4.2</b>     | <b>96.8</b>                         | <b>19.1</b>     | <b>108.6</b>                            | <b>2.5</b>      | <b>114.6</b>  | <b>0.2</b>      | <b>114.4</b>                                   | <b>-0.3</b>     |
| <b>2018</b>             | <b>ST1/Q1</b>           | <b>107.1</b>           | <b>-2.3</b>     | <b>107.2</b>  | <b>-13.8</b>    | <b>99.6</b>                         | <b>5.8</b>      | <b>107.7</b>                            | <b>-1.8</b>     | <b>115.3</b>  | <b>0.6</b>      | <b>114.1</b>                                   | <b>0.8</b>      |
|                         | <b>ST2/Q2</b>           | <b>106.8</b>           | <b>-0.4</b>     | <b>101.1</b>  | <b>-8.8</b>     | <b>107.9</b>                        | <b>25.9</b>     | <b>106.7</b>                            | <b>-2.2</b>     | <b>116.2</b>  | <b>1.7</b>      | <b>114.6</b>                                   | <b>0.4</b>      |
|                         | <b>ST3/Q3</b>           | <b>107.1</b>           | <b>0.1</b>      | <b>96.8</b>   | <b>-13.7</b>    | <b>113.3</b>                        | <b>30.1</b>     | <b>106.9</b>                            | <b>-1.5</b>     | <b>116.0</b>  | <b>0.9</b>      | <b>114.7</b>                                   | <b>0.1</b>      |
|                         | <b>ST4/Q4</b>           | <b>105.7</b>           | <b>-2.0</b>     | <b>89.8</b>   | <b>-19.3</b>    | <b>106.4</b>                        | <b>9.9</b>      | <b>106.7</b>                            | <b>-1.7</b>     | <b>116.1</b>  | <b>1.3</b>      | <b>114.3</b>                                   | <b>-0.1</b>     |
| <b>2019</b>             | <b>ST1/Q1</b>           | <b>104.7</b>           | <b>-2.2</b>     | <b>93.0</b>   | <b>-13.2</b>    | <b>98.5</b>                         | <b>-1.1</b>     | <b>106.1</b>                            | <b>-1.5</b>     | <b>117.2</b>  | <b>1.6</b>      | <b>112.3</b>                                   | <b>-1.6</b>     |
|                         | <b>ST2/Q2</b>           | <b>105.1</b>           | <b>-1.6</b>     | <b>89.7</b>   | <b>-11.3</b>    | <b>105.9</b>                        | <b>-1.9</b>     | <b>106.0</b>                            | <b>-0.7</b>     | <b>117.9</b>  | <b>1.5</b>      | <b>112.0</b>                                   | <b>-2.3</b>     |
|                         | <b>ST3/Q3</b>           | <b>104.8</b>           | <b>-2.1</b>     | <b>94.0</b>   | <b>-2.9</b>     | <b>99.9</b>                         | <b>-11.8</b>    | <b>105.8</b>                            | <b>-1.0</b>     | <b>118.0</b>  | <b>1.7</b>      | <b>111.5</b>                                   | <b>-2.8</b>     |
|                         | <b>ST4/Q4</b>           | <b>106.3</b>           | <b>0.6</b>      | <b>102.5</b>  | <b>14.1</b>     | <b>107.2</b>                        | <b>0.8</b>      | <b>106.2</b>                            | <b>-0.5</b>     | <b>117.3</b>  | <b>1.0</b>      | <b>111.7</b>                                   | <b>-2.3</b>     |
| <b>2020</b>             | <b>ST1/Q1</b>           | <b>105.3</b>           | <b>0.6</b>      | <b>105.6</b>  | <b>13.5</b>     | <b>87.7</b>                         | <b>-11.0</b>    | <b>106.9</b>                            | <b>0.8</b>      | <b>118.1</b>  | <b>0.8</b>      | <b>111.5</b>                                   | <b>-0.7</b>     |
|                         | <b>ST2/Q2</b>           | <b>100.0</b>           | <b>-4.9</b>     | <b>98.5</b>   | <b>9.8</b>      | <b>51.5</b>                         | <b>-51.4</b>    | <b>105.3</b>                            | <b>-0.7</b>     | <b>117.7</b>  | <b>-0.2</b>     | <b>110.8</b>                                   | <b>-1.1</b>     |
|                         | <b>ST3/Q3</b>           | <b>101.2</b>           | <b>-3.4</b>     | <b>109.5</b>  | <b>16.5</b>     | <b>61.9</b>                         | <b>-38.0</b>    | <b>104.6</b>                            | <b>-1.1</b>     | <b>116.4</b>  | <b>-1.4</b>     | <b>111.9</b>                                   | <b>0.4</b>      |
|                         | <b>ST4/Q4</b>           | <b>103.2</b>           | <b>-2.9</b>     | <b>125.1</b>  | <b>22.0</b>     | <b>61.0</b>                         | <b>-43.1</b>    | <b>105.8</b>                            | <b>-0.4</b>     | <b>116.1</b>  | <b>-1.0</b>     | <b>112.6</b>                                   | <b>0.8</b>      |
| <b>2021</b>             | <b>ST1/Q1</b>           | <b>108.5</b>           | <b>3.0</b>      | <b>140.0</b>  | <b>32.6</b>     | <b>81.3</b>                         | <b>-7.3</b>     | <b>108.6</b>                            | <b>1.6</b>      | <b>116.1</b>  | <b>-1.7</b>     | <b>112.0</b>                                   | <b>0.4</b>      |
|                         | <b>ST2/Q2</b>           | <b>111.3</b>           | <b>11.3</b>     | <b>143.8</b>  | <b>46.0</b>     | <b>89.6</b>                         | <b>74.0</b>     | <b>110.6</b>                            | <b>5.0</b>      | <b>117.3</b>  | <b>-0.3</b>     | <b>112.4</b>                                   | <b>1.4</b>      |
|                         | <b>ST3/Q3</b>           | <b>113.1</b>           | <b>11.8</b>     | <b>140.0</b>  | <b>27.9</b>     | <b>98.4</b>                         | <b>59.0</b>     | <b>112.2</b>                            | <b>7.3</b>      | <b>116.6</b>  | <b>0.2</b>      | <b>111.9</b>                                   | <b>0.0</b>      |
|                         | <b>ST4/Q4</b>           | <b>115.5</b>           | <b>11.9</b>     | <b>147.5</b>  | <b>17.9</b>     | <b>100.9</b>                        | <b>65.4</b>     | <b>114.2</b>                            | <b>7.9</b>      | <b>116.5</b>  | <b>0.3</b>      | <b>112.8</b>                                   | <b>0.2</b>      |
| <b>2022</b>             | <b>ST1/Q1</b>           | <b>119.6</b>           | <b>10.2</b>     | <b>165.8</b>  | <b>18.4</b>     | <b>104.3</b>                        | <b>28.3</b>     | <b>117.3</b>                            | <b>8.0</b>      | <b>116.8</b>  | <b>0.6</b>      | <b>113.6</b>                                   | <b>1.4</b>      |
|                         | <b>ST2/Q2</b>           | <b>123.6</b>           | <b>11.1</b>     | <b>169.1</b>  | <b>17.6</b>     | <b>106.4</b>                        | <b>18.8</b>     | <b>121.7</b>                            | <b>10.0</b>     | <b>117.2</b>  | <b>-0.1</b>     | <b>114.1</b>                                   | <b>1.5</b>      |
|                         | <b>ST3/Q3</b>           | <b>120.4</b>           | <b>6.5</b>      | <b>123.0</b>  | <b>-12.1</b>    | <b>103.2</b>                        | <b>4.9</b>      | <b>122.4</b>                            | <b>9.1</b>      | <b>117.7</b>  | <b>0.9</b>      | <b>115.4</b>                                   | <b>3.1</b>      |
|                         | <b>ST4/Q4</b>           | <b>119.6</b>           | <b>3.5</b>      | <b>120.8</b>  | <b>-18.1</b>    | <b>102.7</b>                        | <b>1.8</b>      | <b>121.7</b>                            | <b>6.6</b>      | <b>117.9</b>  | <b>1.2</b>      | <b>117.6</b>                                   | <b>4.3</b>      |
| <b>2023</b>             | <b>ST1/Q1</b>           | <b>118.6</b>           | <b>-0.8</b>     | <b>123.7</b>  | <b>-25.4</b>    | <b>97.2</b>                         | <b>-6.8</b>     | <b>120.7</b>                            | <b>2.9</b>      | <b>118.2</b>  | <b>1.2</b>      | <b>117.7</b>                                   | <b>3.6</b>      |
|                         | <b>ST2/Q2</b>           | <b>118.5</b>           | <b>-4.1</b>     | <b>127.5</b>  | <b>-24.6</b>    | <b>94.9</b>                         | <b>-10.8</b>    | <b>120.5</b>                            | <b>-1.0</b>     | <b>118.1</b>  | <b>0.8</b>      | <b>117.7</b>                                   | <b>3.2</b>      |
|                         | <b>ST3/Q3</b>           | <b>118.7</b>           | <b>-1.4</b>     | <b>125.4</b>  | <b>2.0</b>      | <b>100.3</b>                        | <b>-2.8</b>     | <b>120.3</b>                            | <b>-1.7</b>     | <b>117.9</b>  | <b>0.2</b>      | <b>118.0</b>                                   | <b>2.3</b>      |
| <b>2022</b>             | <b>Jan - Okt/Oct</b>    | <b>121.0</b>           | <b>8.6</b>      | <b>149.1</b>  | <b>5.4</b>      | <b>104.5</b>                        | <b>14.6</b>     | <b>120.6</b>                            | <b>8.8</b>      | <b>117.3</b>  | <b>0.5</b>      | <b>114.7</b>                                   | <b>2.3</b>      |
| <b>2023</b>             | <b>Jan - Okt/Oct</b>    | <b>118.6</b>           | <b>-2.0</b>     | <b>125.1</b>  | <b>-16.1</b>    | <b>98.1</b>                         | <b>-6.1</b>     | <b>120.5</b>                            | <b>-0.1</b>     | <b>118.0</b>  | <b>0.6</b>      | <b>117.9</b>                                   | <b>2.8</b>      |

| Tempoh<br>Period | Sektor<br>Sector | Jumlah<br>Total |          |          | A<br>Pertanian,<br>perhutanan dan<br>perikanan<br>Agriculture, forestry<br>and fishing |          |          | B<br>Perlombongan<br>Mining |          |          | C<br>Pembuatan<br>Manufacturing |          |          | D<br>Bekalan<br>elektrik dan gas<br>Electricity and<br>gas supply |          |          | E<br>Bekalan air<br>Water supply |          |          |
|------------------|------------------|-----------------|----------|----------|--|----------|----------|-----------------------------|----------|----------|---------------------------------|----------|----------|---|----------|----------|----------------------------------|----------|----------|
|                  |                  | Indeks<br>Index | YoY<br>% | MoM<br>% | Indeks<br>Index  | YoY<br>% | MoM<br>% | Indeks<br>Index             | YoY<br>% | MoM<br>% | Indeks<br>Index                 | YoY<br>% | MoM<br>% | Indeks<br>Index   | YoY<br>% | MoM<br>% | Indeks<br>Index                  | YoY<br>% | MoM<br>% |
| Wajaran (Weight) |                  | 100.000         |          |          | 6.730  |          |          | 7.927                       |          |          | 81.571                          |          |          | 3.442   |          |          | 0.330                            |          |          |
| 2020             | Jan              | 107.3           | 2.8      | -0.1     | 111.7  | 18.0     | 3.8      | 104.1                       | 9.2      | -6.8     | 106.9                           | 0.9      | 0.4      | 117.8   | 1.0      | 0.1      | 111.7                            | -1.2     | 0.0      |
|                  | Feb              | 105.9           | 0.9      | -1.3     | 103.6  | 9.2      | -7.3     | 94.6                        | -5.2     | -9.1     | 107.0                           | 0.8      | 0.1      | 118.2   | 1.6      | 0.3      | 111.0                            | -0.8     | -0.6     |
|                  | Mac/Mar          | 102.7           | -1.9     | -3.0     | 101.4  | 13.4     | -2.1     | 64.4                        | -35.8    | -31.9    | 106.8                           | 0.6      | -0.2     | 118.4   | -0.3     | 0.2      | 111.8                            | -0.3     | 0.7      |
|                  | Apr              | 99.9            | -5.1     | -2.7     | 98.2   | 8.7      | -3.2     | 44.7                        | -58.3    | -30.6    | 106.1                           | 0.1      | -0.7     | 118.1   | 0.2      | -0.3     | 111.1                            | -1.0     | -0.6     |
|                  | Mei/May          | 99.7            | -5.5     | -0.2     | 93.8   | 5.5      | -4.5     | 52.1                        | -52.7    | 16.6     | 105.3                           | -0.8     | -0.8     | 117.8   | -0.2     | -0.3     | 110.8                            | -1.1     | -0.3     |
|                  | Jun/June         | 100.3           | -4.0     | 0.6      | 103.5  | 15.1     | 10.3     | 57.8                        | -42.5    | 10.9     | 104.5                           | -1.2     | -0.8     | 117.1   | -0.6     | -0.6     | 110.5                            | -1.2     | -0.3     |
|                  | Jul/July         | 100.7           | -3.5     | 0.4      | 104.4  | 14.6     | 0.9      | 62.6                        | -37.0    | 8.3      | 104.3                           | -1.3     | -0.2     | 116.5   | -1.3     | -0.5     | 110.7                            | -0.6     | 0.2      |
|                  | Ogos/Aug         | 101.7           | -2.8     | 1.0      | 110.7  | 15.6     | 6.0      | 64.5                        | -33.7    | 3.0      | 104.8                           | -0.9     | 0.5      | 116.3   | -1.9     | -0.2     | 112.4                            | 0.7      | 1.5      |
|                  | Sept             | 101.2           | -3.9     | -0.5     | 113.5  | 19.3     | 2.5      | 58.6                        | -43.2    | -9.1     | 104.6                           | -1.3     | -0.2     | 116.4   | -0.9     | 0.1      | 112.7                            | 1.0      | 0.3      |
|                  | Okt/Oct          | 101.3           | -3.6     | 0.1      | 114.8  | 21.0     | 1.1      | 56.8                        | -43.5    | -3.1     | 104.9                           | -1.1     | 0.3      | 115.9   | -1.2     | -0.4     | 112.7                            | 1.0      | 0.0      |
|                  | Nov              | 103.3           | -3.0     | 2.0      | 127.5  | 21.5     | 11.1     | 59.3                        | -45.8    | 4.4      | 105.8                           | -0.1     | 0.9      | 116.7   | -0.2     | 0.7      | 112.7                            | 0.9      | 0.0      |
|                  | Dis/Dec          | 105.1           | -2.1     | 1.7      | 132.9  | 23.5     | 4.2      | 67.0                        | -40.0    | 13.0     | 106.7                           | 0.2      | 0.9      | 115.7   | -1.7     | -0.9     | 112.5                            | 0.7      | -0.2     |
| 2021             | Jan              | 107.2           | -0.1     | 2.0      | 136.9  | 22.6     | 3.0      | 74.6                        | -28.3    | 11.3     | 108.1                           | 1.1      | 1.3      | 115.6   | -1.9     | -0.1     | 112.3                            | 0.5      | -0.2     |
|                  | Feb              | 108.8           | 2.7      | 1.5      | 139.9  | 35.0     | 2.2      | 84.2                        | -11.0    | 12.9     | 108.6                           | 1.5      | 0.5      | 115.9   | -1.9     | 0.3      | 111.9                            | 0.8      | -0.4     |
|                  | Mac/Mar          | 109.6           | 6.7      | 0.7      | 143.1  | 41.1     | 2.3      | 85.0                        | 32.0     | 1.0      | 109.2                           | 2.2      | 0.6      | 116.8   | -1.4     | 0.8      | 111.7                            | -0.1     | -0.2     |
|                  | Apr              | 110.5           | 10.6     | 0.8      | 147.1  | 49.8     | 2.8      | 86.0                        | 92.4     | 1.2      | 109.8                           | 3.5      | 0.5      | 117.1   | -0.8     | 0.3      | 112.4                            | 1.2      | 0.6      |
|                  | Mei/May          | 111.6           | 11.9     | 1.0      | 150.1  | 60.0     | 2.0      | 87.8                        | 68.5     | 2.1      | 110.6                           | 5.0      | 0.7      | 117.9   | 0.1      | 0.7      | 112.5                            | 1.5      | 0.1      |
|                  | Jun/June         | 111.8           | 11.5     | 0.2      | 134.3  | 29.8     | -10.5    | 95.0                        | 64.4     | 8.2      | 111.5                           | 6.7      | 0.8      | 116.9   | -0.2     | -0.8     | 112.3                            | 1.6      | -0.2     |
|                  | Jul/July         | 112.5           | 11.7     | 0.6      | 137.3  | 31.5     | 2.2      | 98.7                        | 57.7     | 3.9      | 111.7                           | 7.1      | 0.2      | 116.7   | 0.2      | -0.2     | 112.1                            | 1.3      | -0.2     |
|                  | Ogos/Aug         | 113.2           | 11.3     | 0.6      | 141.2  | 27.6     | 2.8      | 97.9                        | 51.8     | -0.8     | 112.2                           | 7.1      | 0.4      | 116.8   | 0.4      | 0.1      | 111.9                            | -0.4     | -0.2     |
|                  | Sept             | 113.6           | 12.3     | 0.4      | 141.6  | 24.8     | 0.3      | 98.5                        | 68.1     | 0.6      | 112.7                           | 7.7      | 0.4      | 116.2   | -0.2     | -0.5     | 111.8                            | -0.8     | -0.1     |
|                  | Okt/Oct          | 114.7           | 13.2     | 1.0      | 143.3  | 24.8     | 1.2      | 103.9                       | 82.9     | 5.5      | 113.2                           | 7.9      | 0.4      | 116.7   | 0.7      | 0.4      | 111.9                            | -0.7     | 0.1      |
|                  | Nov              | 116.3           | 12.6     | 1.4      | 151.8  | 19.1     | 5.9      | 101.5                       | 71.2     | -2.3     | 114.7                           | 8.4      | 1.3      | 116.4   | -0.3     | -0.3     | 112.9                            | 0.2      | 0.9      |
|                  | Dis/Dec          | 115.6           | 10.0     | -0.6     | 147.4  | 10.9     | -2.9     | 97.2                        | 45.1     | -4.2     | 114.8                           | 7.6      | 0.1      | 116.5   | 0.7      | 0.1      | 113.5                            | 0.9      | 0.5      |
| 2022             | Jan              | 117.1           | 9.2      | 1.3      | 154.0  | 12.5     | 4.5      | 100.2                       | 34.3     | 3.1      | 115.7                           | 7.0      | 0.8      | 116.6   | 0.9      | 0.1      | 113.7                            | 1.2      | 0.2      |
|                  | Feb              | 119.4           | 9.7      | 2.0      | 164.6  | 17.7     | 6.9      | 103.8                       | 23.3     | 3.6      | 117.2                           | 7.9      | 1.3      | 116.8   | 0.8      | 0.2      | 113.5                            | 1.4      | -0.2     |
|                  | Mac/Mar          | 122.3           | 11.6     | 2.4      | 178.7  | 24.9     | 8.6      | 109.0                       | 28.2     | 5.0      | 118.9                           | 8.9      | 1.5      | 117.0   | 0.2      | 0.2      | 113.6                            | 1.7      | 0.1      |
|                  | Apr              | 122.6           | 11.0     | 0.2      | 173.6  | 18.0     | -2.9     | 101.8                       | 18.4     | -6.6     | 120.6                           | 9.8      | 1.4      | 117.8   | 0.6      | 0.7      | 113.8                            | 1.2      | 0.2      |
|                  | Mei/May          | 124.1           | 11.2     | 1.2      | 175.2  | 16.7     | 0.9      | 105.9                       | 20.6     | 4.0      | 121.8                           | 10.1     | 1.0      | 117.2   | -0.6     | -0.5     | 113.9                            | 1.2      | 0.1      |
|                  | Jun/June         | 124.0           | 10.9     | -0.1     | 158.6  | 18.1     | -9.5     | 111.6                       | 17.5     | 5.4      | 122.6                           | 10.0     | 0.7      | 116.7   | -0.2     | -0.4     | 114.7                            | 2.1      | 0.7      |
|                  | Jul/July         | 121.1           | 7.6      | -2.3     | 123.2  | -10.3    | -22.3    | 107.6                       | 9.0      | -3.6     | 122.8                           | 9.9      | 0.2      | 117.7   | 0.9      | 0.9      | 114.4                            | 2.1      | -0.3     |
|                  | Ogos/Aug         | 120.9           | 6.8      | -0.2     | 126.3  | -10.6    | 2.5      | 103.6                       | 5.8      | -3.7     | 122.7                           | 9.4      | -0.1     | 117.8   | 0.9      | 0.1      | 115.3                            | 3.0      | 0.8      |
|                  | Sept             | 119.2           | 4.9      | -1.4     | 119.6  | -15.5    | -5.3     | 98.5                        | 0.0      | -4.9     | 121.8                           | 8.1      | -0.7     | 117.6   | 1.2      | -0.2     | 116.6                            | 4.3      | 1.1      |
|                  | Okt/Oct          | 119.3           | 4.0      | 0.1      | 117.2  | -18.2    | -2.0     | 103.4                       | -0.5     | 5.0      | 121.5                           | 7.3      | -0.2     | 118.1   | 1.2      | 0.4      | 117.4                            | 4.9      | 0.7      |
|                  | Nov              | 120.0           | 3.2      | 0.6      | 123.7  | -18.5    | 5.5      | 103.9                       | 2.4      | 0.5      | 121.8                           | 6.2      | 0.2      | 118.0   | 1.4      | -0.1     | 117.6                            | 4.2      | 0.2      |
|                  | Dis/Dec          | 119.6           | 3.5      | -0.3     | 121.6  | -17.5    | -1.7     | 100.8                       | 3.7      | -3.0     | 121.8                           | 6.1      | 0.0      | 117.7   | 1.0      | -0.3     | 117.8                            | 3.8      | 0.2      |
| 2023             | Jan              | 118.6           | 1.3      | -0.8     | 121.8  | -20.9    | 0.2      | 98.0                        | -2.2     | -2.8     | 120.9                           | 4.5      | -0.7     | 118.0   | 1.2      | 0.3      | 118.0                            | 3.8      | 0.2      |
|                  | Feb              | 118.4           | -0.8     | -0.2     | 121.7  | -26.1    | -0.1     | 97.1                        | -6.5     | -0.9     | 120.7                           | 3.0      | -0.2     | 118.0   | 1.0      | 0.0      | 117.7                            | 3.7      | -0.3     |
|                  | Mac/Mar          | 118.7           | -2.9     | 0.3      | 127.5  | -28.7    | 4.8      | 96.5                        | -11.5    | -0.6     | 120.6                           | 1.4      | -0.1     | 118.6   | 1.4      | 0.5      | 117.4                            | 3.3      | -0.3     |
|                  | Apr              | 118.9           | -3.0     | 0.2      | 128.5  | -26.0    | 0.8      | 97.0                        | -4.7     | 0.5      | 120.7                           | 0.1      | 0.1      | 117.9   | 0.1      | -0.6     | 117.4                            | 3.2      | 0.0      |
|                  | Mei/May          | 118.4           | -4.6     | -0.4     | 127.6  | -27.2    | -0.7     | 94.6                        | -10.7    | -2.5     | 120.4                           | -1.1     | -0.2     | 118.6   | 1.2      | 0.6      | 117.3                            | 3.0      | -0.1     |
|                  | Jun/June         | 118.1           | -4.8     | -0.3     | 126.3  | -20.4    | -1.0     | 93.1                        | -16.6    | -1.6     | 120.4                           | -1.8     | 0.0      | 117.9   | 1.0      | -0.6     | 118.4                            | 3.2      | 0.9      |
|                  | Jul/July         | 118.3           | -2.3     | 0.2      | 127.6  | 3.6      | 1.0      | 96.0                        | -10.8    | 3.1      | 120.2                           | -2.1     | -0.2     | 117.8   | 0.1      | -0.1     | 118.0                            | 3.1      | -0.3     |
|                  | Ogos/Aug         | 118.3           | -2.2     | 0.0      | 125.1  | -1.0     | -2.0     | 99.7                        | -3.8     | 3.9      | 119.9                           | -2.3     | -0.2     | 117.7   | -0.1     | -0.1     | 118.2                            | 2.5      | 0.2      |
|                  | Sept             | 119.4           | 0.2      | 0.9      | 123.4  | 3.2      | -1.4     | 105.3                       | 6.9      | 5.6      | 120.8                           | -0.8     | 0.8      | 118.2   | 0.5      | 0.4      | 117.7                            | 0.9      | -0.4     |
|                  | Okt/Oct          | 119.0           | -0.3     | -0.3     | 121.6  | 3.8      | -1.5     | 103.9                       | 0.5      | -1.3     | 120.7                           | -0.7     | -0.1     | 117.5   | -0.5     | -0.6     | 118.6                            | 1.0      | 0.8      |

| Tempoh           | Seksyen Barangan  | Jumlah          |          | 0               |          | 1   |          | 2  |          | 3   |          |
|------------------|-------------------|-----------------|----------|-----------------|----------|---|----------|--|----------|---|----------|
| Period           | Commodity Section | Total           |          | Makanan<br>Food |          | Minuman dan<br>tembakau<br>Beverages and<br>tobacco |          | Bahan-bahan<br>mentah tidak<br>boleh dimakan<br>Crude materials,<br>inedible |          | Bahan api, galian<br>pelincir, dll.<br>Mineral fuels,<br>lubricant, etc |          |
| Wajaran (Weight) |                   | 100.000         |          | 7.454           |          | 1.307   |          | 5.769  |          | 21.075  |          |
|                  |                   | Indeks<br>Index | YoY<br>% | Indeks<br>Index | YoY<br>% | Indeks<br>Index                                     | YoY<br>% | Indeks<br>Index  | YoY<br>% | Indeks<br>Index   | YoY<br>% |
| 2011             |                   | 112.3           | 12.3     | 110.2           | 10.2     | 105.0   | 5.0      | 122.8  | 22.8     | 124.7   | 24.7     |
| 2012             |                   | 111.8           | -0.4     | 110.5           | 0.3      | 105.9   | 0.9      | 104.9  | -14.6    | 131.9   | 5.8      |
| 2013             |                   | 108.8           | -2.7     | 111.9           | 1.3      | 107.3   | 1.3      | 88.9   | -15.3    | 131.5   | -0.3     |
| 2014             |                   | 110.4           | 1.5      | 116.9           | 4.5      | 110.6   | 3.1      | 86.7   | -2.5     | 131.9   | 0.3      |
| 2015             |                   | 102.2           | -7.4     | 118.6           | 1.5      | 111.3   | 0.6      | 82.2   | -5.2     | 100.1   | -24.1    |
| 2016             |                   | 101.1           | -1.1     | 120.8           | 1.9      | 112.4   | 1.0      | 96.9   | 17.9     | 88.0  | -12.1    |
| 2017             |                   | 107.9           | 6.7      | 126.9           | 5.0      | 113.7   | 1.2      | 102.8  | 6.1      | 104.9   | 19.2     |
| 2018             |                   | 106.7           | -1.1     | 126.0           | -0.7     | 114.2   | 0.4      | 85.0   | -17.3    | 117.3   | 11.8     |
| 2019             |                   | 105.2           | -1.4     | 125.3           | -0.6     | 113.3   | -0.8     | 79.9   | -6.0     | 116.5   | -0.7     |
| 2020             |                   | 102.4           | -2.7     | 123.8           | -1.2     | 112.8   | -0.4     | 96.5   | 20.8     | 95.8  | -17.8    |
| 2021             |                   | 112.1           | 9.5      | 128.0           | 3.4      | 112.7   | -0.1     | 130.7  | 35.4     | 114.2   | 19.2     |
| 2022             |                   | 120.8           | 7.8      | 135.7           | 6.0      | 113.7   | 0.9      | 132.5  | 1.4      | 131.0   | 14.7     |
| 2017             | ST1/Q1            | 109.6           | 10.0     | 124.6           | 4.0      | 112.0   | -0.3     | 115.0  | 29.7     | 105.4   | 20.9     |
|                  | ST2/Q2            | 107.2           | 7.3      | 127.1           | 5.7      | 113.6   | 1.0      | 99.6   | 4.1      | 102.3   | 21.4     |
|                  | ST3/Q3            | 107.0           | 6.6      | 128.1           | 4.4      | 114.6   | 1.9      | 98.8   | 2.7      | 104.0   | 21.8     |
|                  | ST4/Q4            | 107.9           | 3.1      | 127.6           | 5.8      | 114.5   | 2.0      | 97.7   | -8.6     | 107.7   | 13.6     |
| 2018             | ST1/Q1            | 107.1           | -2.3     | 128.2           | 2.9      | 114.5   | 2.2      | 92.8   | -19.3    | 111.0   | 5.3      |
|                  | ST2/Q2            | 106.8           | -0.4     | 125.8           | -1.0     | 113.7   | 0.1      | 87.9   | -11.7    | 116.2   | 13.6     |
|                  | ST3/Q3            | 107.1           | 0.1      | 124.9           | -2.5     | 114.1   | -0.4     | 83.5   | -15.5    | 121.5   | 16.8     |
|                  | ST4/Q4            | 105.7           | -2.0     | 125.2           | -1.9     | 114.5   | 0.0      | 75.7   | -22.5    | 120.3   | 11.7     |
| 2019             | ST1/Q1            | 104.7           | -2.2     | 126.7           | -1.2     | 113.5   | -0.9     | 77.1   | -16.9    | 115.7   | 4.2      |
|                  | ST2/Q2            | 105.1           | -1.6     | 124.1           | -1.4     | 113.5   | -0.2     | 75.9   | -13.7    | 118.1   | 1.6      |
|                  | ST3/Q3            | 104.8           | -2.1     | 125.8           | 0.7      | 113.1   | -0.9     | 78.5   | -6.0     | 114.6   | -5.7     |
|                  | ST4/Q4            | 106.3           | 0.6      | 124.6           | -0.5     | 113.1   | -1.2     | 88.0   | 16.2     | 117.7   | -2.2     |
| 2020             | ST1/Q1            | 105.3           | 0.6      | 124.2           | -2.0     | 113.3   | -0.2     | 91.9   | 19.2     | 109.4   | -5.4     |
|                  | ST2/Q2            | 100.0           | -4.9     | 124.2           | 0.1      | 112.5   | -0.9     | 84.3   | 11.1     | 89.9  | -23.9    |
|                  | ST3/Q3            | 101.2           | -3.4     | 123.9           | -1.5     | 112.6   | -0.4     | 96.2   | 22.5     | 92.0  | -19.7    |
|                  | ST4/Q4            | 103.2           | -2.9     | 123.0           | -1.3     | 112.8   | -0.3     | 113.7  | 29.2     | 91.8  | -22.0    |
| 2021             | ST1/Q1            | 108.5           | 3.0      | 125.4           | 1.0      | 113.0   | -0.3     | 128.1  | 39.4     | 105.3   | -3.7     |
|                  | ST2/Q2            | 111.3           | 11.3     | 127.4           | 2.6      | 112.8   | 0.3      | 131.7  | 56.2     | 111.7   | 24.2     |
|                  | ST3/Q3            | 113.1           | 11.8     | 128.6           | 3.8      | 112.0   | -0.5     | 127.6  | 32.6     | 118.4   | 28.7     |
|                  | ST4/Q4            | 115.5           | 11.9     | 130.7           | 6.3      | 112.8   | 0.0      | 135.2  | 18.9     | 121.6   | 32.5     |
| 2022             | ST1/Q1            | 119.6           | 10.2     | 132.2           | 5.4      | 112.8   | -0.2     | 154.6  | 20.7     | 126.5   | 20.1     |
|                  | ST2/Q2            | 123.6           | 11.1     | 135.1           | 6.0      | 113.4   | 0.5      | 157.9  | 19.9     | 131.6   | 17.8     |
|                  | ST3/Q3            | 120.4           | 6.5      | 137.2           | 6.7      | 113.8   | 1.6      | 110.3  | -13.6    | 133.0   | 12.3     |
|                  | ST4/Q4            | 119.6           | 3.5      | 138.2           | 5.7      | 115.0   | 2.0      | 107.1  | -20.8    | 132.7   | 9.1      |
| 2023             | ST1/Q1            | 118.6           | -0.8     | 140.3           | 6.1      | 115.6   | 2.5      | 108.8  | -29.6    | 127.1   | 0.5      |
|                  | ST2/Q2            | 118.5           | -4.1     | 142.6           | 5.6      | 115.1   | 1.5      | 111.3  | -29.5    | 123.4   | -6.2     |
|                  | ST3/Q3            | 118.7           | -1.4     | 141.3           | 3.0      | 115.3   | 1.3      | 110.0  | -0.3     | 124.2   | -6.6     |
| 2022             | Jan - Okt/Oct     | 121.0           | 8.6      | 135.1           | 6.0      | 113.5   | 0.8      | 137.3  | 6.2      | 130.7   | 15.9     |
| 2023             | Jan - Okt/Oct     | 118.6           | -2.0     | 141.3           | 4.6      | 115.3   | 1.6      | 109.7  | -20.1    | 125.2   | -4.2     |

| Tempoh<br>Period        | Seksyen Barangan<br>Commodity Section | Jumlah<br>Total |          |          | 0<br>Makanan<br>Food |          |          | 1<br>Minuman dan<br>tembakau<br>Beverages and<br>tobacco |          |          | 2<br>Bahan-bahan<br>mentah tidak<br>boleh dimakan<br>Crude materials,<br>inedible |          |          | 3<br>Bahan api, galian<br>pelincir, dll.<br>Mineral fuels,<br>lubricant, etc |          |          |
|-------------------------|---------------------------------------|-----------------|----------|----------|----------------------|----------|----------|--|----------|----------|---|----------|----------|--|----------|----------|
|                         |                                       | Indeks<br>Index | YoY<br>% | MoM<br>% | Indeks<br>Index      | YoY<br>% | MoM<br>% | Indeks<br>Index  | YoY<br>% | MoM<br>% | Indeks<br>Index   | YoY<br>% | MoM<br>% | Indeks<br>Index  | YoY<br>% | MoM<br>% |
| <b>Wajaran (Weight)</b> |                                       | <b>100.000</b>  |          |          | <b>7.454</b>         |          |          | <b>1.307</b>   |          |          | <b>5.769</b>  |          |          | <b>21.075</b>  |          |          |
| <b>2020</b>             | Jan                                   | 107.3           | 2.8      | -0.1     | 125.1                | -1.9     | 0.2      | 113.4  | -0.5     | 0.0      | 97.4  | 24.4     | 4.3      | 116.8  | 1.9      | -2.5     |
|                         | Feb                                   | 105.9           | 0.9      | -1.3     | 124.1                | -2.2     | -0.8     | 113.4  | 0.2      | 0.0      | 90.1  | 14.3     | -7.5     | 112.7  | -2.8     | -3.5     |
|                         | Mac/Mar                               | 102.7           | -1.9     | -3.0     | 123.5                | -1.8     | -0.5     | 113.2  | -0.1     | -0.2     | 88.2  | 18.9     | -2.1     | 98.6   | -15.4    | -12.5    |
|                         | Apr                                   | 99.9            | -5.1     | -2.7     | 122.5                | -1.1     | -0.8     | 113.0  | -0.4     | -0.2     | 85.5  | 11.3     | -3.1     | 88.2   | -26.1    | -10.5    |
|                         | Mei/May                               | 99.7            | -5.5     | -0.2     | 124.1                | 0.1      | 1.3      | 112.4  | -1.0     | -0.5     | 79.3  | 5.3      | -7.3     | 90.0   | -25.2    | 2.0      |
|                         | Jun/June                              | 100.3           | -4.0     | 0.6      | 126.0                | 1.2      | 1.5      | 112.0  | -1.4     | -0.4     | 88.0  | 16.6     | 11.0     | 91.6   | -20.1    | 1.8      |
|                         | Jul/July                              | 100.7           | -3.5     | 0.4      | 124.6                | -1.2     | -1.1     | 112.3  | -0.8     | 0.3      | 90.2  | 19.6     | 2.5      | 92.6   | -19.1    | 1.1      |
|                         | Ogos/Aug                              | 101.7           | -2.8     | 1.0      | 123.9                | -1.9     | -0.6     | 112.6  | -0.4     | 0.3      | 97.5  | 22.0     | 8.1      | 93.2   | -18.0    | 0.6      |
|                         | Sept                                  | 101.2           | -3.9     | -0.5     | 123.1                | -1.6     | -0.6     | 112.9  | -0.1     | 0.3      | 100.8   | 25.8     | 3.4      | 90.2   | -22.2    | -3.2     |
|                         | Okt/Oct                               | 101.3           | -3.6     | 0.1      | 123.0                | -1.3     | -0.1     | 112.6  | -0.3     | -0.3     | 102.7   | 28.2     | 1.9      | 88.5   | -23.0    | -1.9     |
|                         | Nov                                   | 103.3           | -3.0     | 2.0      | 122.7                | -1.4     | -0.2     | 112.7  | -0.4     | 0.1      | 116.5   | 28.6     | 13.4     | 90.9   | -23.2    | 2.7      |
|                         | Dis/Dec                               | 105.1           | -2.1     | 1.7      | 123.3                | -1.3     | 0.5      | 113.0  | -0.4     | 0.3      | 121.9   | 30.5     | 4.6      | 96.1   | -19.8    | 5.7      |
| <b>2021</b>             | Jan                                   | 107.2           | -0.1     | 2.0      | 124.7                | -0.3     | 1.1      | 113.1  | -0.3     | 0.1      | 125.4   | 28.7     | 2.9      | 101.7  | -12.9    | 5.8      |
|                         | Feb                                   | 108.8           | 2.7      | 1.5      | 125.6                | 1.2      | 0.7      | 113.1  | -0.3     | 0.0      | 127.8   | 41.8     | 1.9      | 106.7  | -5.3     | 4.9      |
|                         | Mac/Mar                               | 109.6           | 6.7      | 0.7      | 125.8                | 1.9      | 0.2      | 112.8  | -0.4     | -0.3     | 131.2   | 48.8     | 2.7      | 107.6  | 9.1      | 0.8      |
|                         | Apr                                   | 110.5           | 10.6     | 0.8      | 127.2                | 3.8      | 1.1      | 112.9  | -0.1     | 0.1      | 134.8   | 57.7     | 2.7      | 109.0  | 23.6     | 1.3      |
|                         | Mei/May                               | 111.6           | 11.9     | 1.0      | 127.3                | 2.6      | 0.1      | 112.8  | 0.4      | -0.1     | 138.2   | 74.3     | 2.5      | 110.8  | 23.1     | 1.7      |
|                         | Jun/June                              | 111.8           | 11.5     | 0.2      | 127.7                | 1.3      | 0.3      | 112.7  | 0.6      | -0.1     | 122.2   | 38.9     | -11.6    | 115.2  | 25.8     | 4.0      |
|                         | Jul/July                              | 112.5           | 11.7     | 0.6      | 127.7                | 2.5      | 0.0      | 112.4  | 0.1      | -0.3     | 125.2   | 38.8     | 2.5      | 117.6  | 27.0     | 2.1      |
|                         | Ogos/Aug                              | 113.2           | 11.3     | 0.6      | 128.6                | 3.8      | 0.7      | 111.9  | -0.6     | -0.4     | 128.7   | 32.0     | 2.8      | 118.4  | 27.0     | 0.7      |
|                         | Sept                                  | 113.6           | 12.3     | 0.4      | 129.4                | 5.1      | 0.6      | 111.8  | -1.0     | -0.1     | 129.0   | 28.0     | 0.2      | 119.1  | 32.0     | 0.6      |
|                         | Okt/Oct                               | 114.7           | 13.2     | 1.0      | 129.6                | 5.4      | 0.2      | 112.5  | -0.1     | 0.6      | 130.9   | 27.5     | 1.5      | 121.9  | 37.7     | 2.4      |
|                         | Nov                                   | 116.3           | 12.6     | 1.4      | 131.0                | 6.8      | 1.1      | 113.2  | 0.4      | 0.6      | 139.8   | 20.0     | 6.8      | 122.2  | 34.4     | 0.2      |
|                         | Dis/Dec                               | 115.6           | 10.0     | -0.6     | 131.4                | 6.6      | 0.3      | 112.6  | -0.4     | -0.5     | 135.0   | 10.7     | -3.4     | 120.7  | 25.6     | -1.2     |
| <b>2022</b>             | Jan                                   | 117.1           | 9.2      | 1.3      | 131.8                | 5.7      | 0.3      | 112.6  | -0.4     | 0.0      | 142.1   | 13.3     | 5.3      | 123.1  | 21.0     | 2.0      |
|                         | Feb                                   | 119.4           | 9.7      | 2.0      | 132.2                | 5.3      | 0.3      | 112.8  | -0.3     | 0.2      | 153.5   | 20.1     | 8.0      | 126.1  | 18.2     | 2.4      |
|                         | Mac/Mar                               | 122.3           | 11.6     | 2.4      | 132.5                | 5.3      | 0.2      | 112.9  | 0.1      | 0.1      | 168.2   | 28.2     | 9.6      | 130.3  | 21.1     | 3.3      |
|                         | Apr                                   | 122.6           | 11.0     | 0.2      | 133.3                | 4.8      | 0.6      | 113.0  | 0.1      | 0.1      | 163.0   | 20.9     | -3.1     | 128.6  | 18.0     | -1.3     |
|                         | Mei/May                               | 124.1           | 11.2     | 1.2      | 135.4                | 6.4      | 1.6      | 113.5  | 0.6      | 0.4      | 164.1   | 18.7     | 0.7      | 131.2  | 18.4     | 2.0      |
|                         | Jun/June                              | 124.0           | 10.9     | -0.1     | 136.7                | 7.0      | 1.0      | 113.6  | 0.8      | 0.1      | 146.7   | 20.0     | -10.6    | 135.0  | 17.2     | 2.9      |
|                         | Jul/July                              | 121.1           | 7.6      | -2.3     | 136.7                | 7.0      | 0.0      | 113.5  | 1.0      | -0.1     | 110.8   | -11.5    | -24.5    | 134.8  | 14.6     | -0.1     |
|                         | Ogos/Aug                              | 120.9           | 6.8      | -0.2     | 137.2                | 6.7      | 0.4      | 113.7  | 1.6      | 0.2      | 113.8   | -11.6    | 2.7      | 133.6  | 12.8     | -0.9     |
|                         | Sept                                  | 119.2           | 4.9      | -1.4     | 137.6                | 6.3      | 0.3      | 114.2  | 2.1      | 0.4      | 106.4   | -17.5    | -6.5     | 130.5  | 9.6      | -2.3     |
|                         | Okt/Oct                               | 119.3           | 4.0      | 0.1      | 137.7                | 6.3      | 0.1      | 114.8  | 2.0      | 0.5      | 103.9   | -20.6    | -2.3     | 133.7  | 9.7      | 2.5      |
|                         | Nov                                   | 120.0           | 3.2      | 0.6      | 138.7                | 5.9      | 0.7      | 115.4  | 1.9      | 0.5      | 109.6   | -21.6    | 5.5      | 133.4  | 9.2      | -0.2     |
|                         | Dis/Dec                               | 119.6           | 3.5      | -0.3     | 138.3                | 5.3      | -0.3     | 114.8  | 2.0      | -0.5     | 107.9   | -20.1    | -1.6     | 131.1  | 8.6      | -1.7     |
| <b>2023</b>             | Jan                                   | 118.6           | 1.3      | -0.8     | 139.5                | 5.8      | 0.9      | 115.2  | 2.3      | 0.3      | 107.1   | -24.6    | -0.7     | 128.2  | 4.1      | -2.2     |
|                         | Feb                                   | 118.4           | -0.8     | -0.2     | 140.0                | 5.9      | 0.4      | 116.5  | 3.3      | 1.1      | 107.2   | -30.2    | 0.1      | 127.2  | 0.9      | -0.8     |
|                         | Mac/Mar                               | 118.7           | -2.9     | 0.3      | 141.4                | 6.7      | 1.0      | 115.0  | 1.9      | -1.3     | 112.0   | -33.4    | 4.5      | 125.8  | -3.5     | -1.1     |
|                         | Apr                                   | 118.9           | -3.0     | 0.2      | 141.6                | 6.2      | 0.1      | 115.7  | 2.4      | 0.6      | 113.0   | -30.7    | 0.9      | 125.3  | -2.6     | -0.4     |
|                         | Mei/May                               | 118.4           | -4.6     | -0.4     | 142.6                | 5.3      | 0.7      | 114.6  | 1.0      | -1.0     | 111.3   | -32.2    | -1.5     | 123.6  | -5.8     | -1.4     |
|                         | Jun/June                              | 118.1           | -4.8     | -0.3     | 143.5                | 5.0      | 0.6      | 115.0  | 1.2      | 0.3      | 109.5   | -25.4    | -1.6     | 121.4  | -10.1    | -1.8     |
|                         | Jul/July                              | 118.3           | -2.3     | 0.2      | 142.9                | 4.5      | -0.4     | 114.6  | 1.0      | -0.3     | 111.2   | 0.4      | 1.6      | 121.5  | -9.9     | 0.1      |
|                         | Ogos/Aug                              | 118.3           | -2.2     | 0.0      | 140.5                | 2.4      | -1.7     | 115.4  | 1.5      | 0.7      | 110.4   | -3.0     | -0.7     | 122.4  | -8.4     | 0.7      |
|                         | Sept                                  | 119.4           | 0.2      | 0.9      | 140.6                | 2.2      | 0.1      | 115.8  | 1.4      | 0.3      | 108.5   | 2.0      | -1.7     | 128.8  | -1.3     | 5.2      |
|                         | Okt/Oct                               | 119.0           | -0.3     | -0.3     | 140.6                | 2.1      | 0.0      | 115.4  | 0.5      | -0.3     | 106.6   | 2.6      | -1.8     | 127.6  | -4.6     | -0.9     |

**JADUAL  
TABLE 7**
**IHPR (2010=100) Pengeluaran Tempatan dan Perubahan Peratus mengikut Seksyen Barangan (SITC 4), Malaysia (samb.)**  
*PPI (2010=100) Local Production and Percentage Change by Commodity Section (SITC 4), Malaysia (cont'd)*

| Tempoh           | Seksyen Barangan  | 4  |       | 5                               |       | 6  |       | 7  |       | 8   |       |
|------------------|-------------------|--|-------|---------------------------------|-------|--|-------|--|-------|---|-------|
| Period           | Commodity Section | Minyak dan lemak binatang dan sayur-sayuran<br><i>Animal and vegetable oils and fats</i> |       | Bahan kimia<br><i>Chemicals</i> |       | Barang-barang keluaran kilang<br><i>Manufactured goods</i> |       | Jentera dan kelengkapan pengangkutan<br><i>Machinery and transport equipment</i> |       | Pelbagai barang keluaran kilang<br><i>Miscellaneous manufactured articles</i> |       |
| Wajaran (Weight) |                   | 9.287  |       | 8.557                           |       | 13.672   |       | 25.611   |       | 7.268   |       |
|                  |                   | Indeks Index   | YoY % | Indeks Index                    | YoY % | Indeks Index   | YoY % | Indeks Index   | YoY % | Indeks Index  | YoY % |
| 2011             |                   | 123.2  | 23.2  | 112.5                           | 12.5  | 104.4  | 4.4   | 98.6   | -1.4  | 103.2   | 3.2   |
| 2012             |                   | 110.4  | -10.4 | 111.2                           | -1.2  | 103.7  | -0.7  | 101.2  | 2.6   | 103.6   | 0.4   |
| 2013             |                   | 93.3   | -15.5 | 112.5                           | 1.2   | 102.8  | -0.9  | 101.4  | 0.2   | 103.7   | 0.1   |
| 2014             |                   | 100.6  | 7.8   | 115.9                           | 3.0   | 103.5  | 0.7   | 102.5  | 1.1   | 104.1   | 0.4   |
| 2015             |                   | 93.9   | -6.7  | 114.9                           | -0.9  | 103.4  | -0.1  | 104.7  | 2.1   | 106.1   | 1.9   |
| 2016             |                   | 100.1  | 6.6   | 112.1                           | -2.4  | 103.8  | 0.4   | 104.8  | 0.1   | 107.2   | 1.0   |
| 2017             |                   | 108.0  | 7.9   | 114.5                           | 2.1   | 108.0  | 4.0   | 105.3  | 0.5   | 109.5   | 2.1   |
| 2018             |                   | 93.6   | -13.3 | 113.2                           | -1.1  | 108.7  | 0.6   | 102.0  | -3.1  | 105.6   | -3.6  |
| 2019             |                   | 85.6   | -8.5  | 109.4                           | -3.4  | 107.4  | -1.2  | 104.4  | 2.4   | 103.8   | -1.7  |
| 2020             |                   | 93.4   | 9.1   | 106.4                           | -2.7  | 107.3  | -0.1  | 104.6  | 0.2   | 103.1   | -0.7  |
| 2021             |                   | 114.7  | 22.8  | 113.4                           | 6.6   | 110.7  | 3.2   | 103.0  | -1.5  | 105.6   | 2.4   |
| 2022             |                   | 130.6  | 13.9  | 123.9                           | 9.3   | 117.8  | 6.4   | 107.5  | 4.4   | 104.7   | -0.9  |
| 2017             | ST1/Q1            | 114.3  | 19.2  | 114.9                           | 3.4   | 106.9  | 4.0   | 105.8  | 0.8   | 109.4   | 2.2   |
|                  | ST2/Q2            | 108.4  | 10.1  | 115.5                           | 3.0   | 107.3  | 3.0   | 105.6  | 1.1   | 109.9   | 2.8   |
|                  | ST3/Q3            | 104.4  | 5.3   | 112.9                           | 1.0   | 108.4  | 4.4   | 105.3  | 0.7   | 109.6   | 2.3   |
|                  | ST4/Q4            | 104.9  | -1.9  | 114.6                           | 1.1   | 109.5  | 4.7   | 104.5  | -0.7  | 109.1   | 1.4   |
| 2018             | ST1/Q1            | 99.5   | -12.9 | 114.2                           | -0.6  | 108.6  | 1.6   | 103.1  | -2.6  | 107.7   | -1.6  |
|                  | ST2/Q2            | 95.8   | -11.6 | 113.5                           | -1.7  | 108.7  | 1.3   | 101.3  | -4.1  | 106.0   | -3.5  |
|                  | ST3/Q3            | 91.9   | -12.0 | 112.8                           | -0.1  | 109.1  | 0.6   | 101.6  | -3.5  | 104.3   | -4.8  |
|                  | ST4/Q4            | 87.2   | -16.9 | 112.4                           | -1.9  | 108.5  | -0.9  | 102.1  | -2.3  | 104.2   | -4.5  |
| 2019             | ST1/Q1            | 85.3   | -14.3 | 110.1                           | -3.6  | 107.3  | -1.2  | 103.3  | 0.2   | 104.0   | -3.4  |
|                  | ST2/Q2            | 85.0   | -11.3 | 110.0                           | -3.1  | 107.4  | -1.2  | 104.0  | 2.7   | 103.9   | -2.0  |
|                  | ST3/Q3            | 84.5   | -8.1  | 109.1                           | -3.3  | 107.5  | -1.5  | 104.8  | 3.1   | 103.8   | -0.5  |
|                  | ST4/Q4            | 87.6   | 0.5   | 108.4                           | -3.6  | 107.2  | -1.2  | 105.3  | 3.1   | 103.2   | -1.0  |
| 2020             | ST1/Q1            | 94.3   | 10.6  | 107.9                           | -2.0  | 107.0  | -0.3  | 105.1  | 1.7   | 102.6   | -1.3  |
|                  | ST2/Q2            | 88.9   | 4.6   | 106.8                           | -2.9  | 107.5  | 0.1   | 105.0  | 1.0   | 102.7   | -1.2  |
|                  | ST3/Q3            | 90.6   | 7.2   | 105.4                           | -3.4  | 107.2  | -0.3  | 104.6  | -0.2  | 102.9   | -0.9  |
|                  | ST4/Q4            | 99.9   | 14.0  | 105.3                           | -2.9  | 107.4  | 0.2   | 103.8  | -1.4  | 104.1   | 0.9   |
| 2021             | ST1/Q1            | 108.7  | 15.3  | 108.0                           | 0.1   | 108.3  | 1.2   | 103.4  | -1.6  | 105.2   | 2.5   |
|                  | ST2/Q2            | 113.8  | 28.0  | 112.2                           | 5.1   | 109.6  | 2.0   | 103.0  | -1.9  | 105.9   | 3.1   |
|                  | ST3/Q3            | 115.7  | 27.7  | 115.5                           | 9.6   | 111.3  | 3.8   | 102.4  | -2.1  | 106.3   | 3.3   |
|                  | ST4/Q4            | 120.4  | 20.5  | 117.9                           | 12.0  | 113.5  | 5.7   | 103.1  | -0.7  | 105.0   | 0.9   |
| 2022             | ST1/Q1            | 128.9  | 18.6  | 120.9                           | 11.9  | 115.1  | 6.3   | 104.3  | 0.9   | 104.0   | -1.1  |
|                  | ST2/Q2            | 140.5  | 23.5  | 125.5                           | 11.9  | 118.1  | 7.8   | 106.2  | 3.1   | 103.9   | -1.9  |
|                  | ST3/Q3            | 131.1  | 13.3  | 126.2                           | 9.3   | 119.1  | 7.0   | 108.6  | 6.1   | 104.8   | -1.4  |
|                  | ST4/Q4            | 121.8  | 1.2   | 123.0                           | 4.3   | 118.9  | 4.8   | 111.0  | 7.7   | 106.1   | 1.0   |
| 2023             | ST1/Q1            | 119.5  | -7.3  | 120.6                           | -0.2  | 118.2  | 2.7   | 112.5  | 7.9   | 106.6   | 2.5   |
|                  | ST2/Q2            | 120.3  | -14.4 | 120.4                           | -4.1  | 118.5  | 0.3   | 113.3  | 6.7   | 107.3   | 3.3   |
|                  | ST3/Q3            | 116.0  | -11.5 | 118.0                           | -6.5  | 119.5  | 0.3   | 115.5  | 6.4   | 109.0   | 4.0   |
| 2022             | Jan - Okt/Oct     | 132.4  | 16.9  | 124.1                           | 10.4  | 117.6  | 6.8   | 106.7  | 3.7   | 104.4   | -1.3  |
| 2023             | Jan - Okt/Oct     | 118.1  | -10.8 | 119.6                           | -3.6  | 118.9  | 1.1   | 113.9  | 6.7   | 107.9   | 3.4   |

| Tempoh           | Seksyen Barangan  | 4  |          |          | 5                               |          |          | 6  |          |          | 7  |          |          | 8   |          |          |
|------------------|-------------------|--|----------|----------|---------------------------------|----------|----------|--|----------|----------|--|----------|----------|---|----------|----------|
| Period           | Commodity Section | Minyak dan lemak binatang dan sayur-sayuran<br><i>Animal and vegetable oils and fats</i> |          |          | Bahan kimia<br><i>Chemicals</i> |          |          | Barang-barang keluaran kilang<br><i>Manufactured goods</i> |          |          | Jentera dan kelengkapan pengangkutan<br><i>Machinery and transport equipment</i> |          |          | Pelbagai barang keluaran kilang<br><i>Miscellaneous manufactured articles</i> |          |          |
| Wajaran (Weight) |                   | 9.287  |          |          | 8.557                           |          |          | 13.672   |          |          | 25.611   |          |          | 7.268   |          |          |
|                  |                   | Indeks<br><i>Index</i>   | YoY<br>% | MoM<br>% | Indeks<br><i>Index</i>          | YoY<br>% | MoM<br>% | Indeks<br><i>Index</i>                                     | YoY<br>% | MoM<br>% | Indeks<br><i>Index</i>   | YoY<br>% | MoM<br>% | Indeks<br><i>Index</i>  | YoY<br>% | MoM<br>% |
| 2020             | Jan               | 93.1   | 10.7     | 4.1      | 107.6                           | -2.1     | -0.4     | 106.8  | -0.8     | -0.4     | 105.4  | 2.7      | -0.2     | 103.3   | -1.1     | 0.0      |
|                  | Feb               | 95.6   | 11.3     | 2.7      | 108.2                           | -1.4     | 0.6      | 107.0  | 0.0      | 0.2      | 104.7  | 1.1      | -0.7     | 102.1   | -1.8     | -1.2     |
|                  | Mac/Mar           | 94.2   | 9.8      | -1.5     | 107.9                           | -2.6     | -0.3     | 107.2  | 0.1      | 0.2      | 105.1  | 1.4      | 0.4      | 102.5   | -1.2     | 0.4      |
|                  | Apr               | 91.2   | 6.9      | -3.2     | 107.2                           | -3.0     | -0.6     | 107.5  | 0.4      | 0.3      | 105.3  | 1.6      | 0.2      | 102.9   | -0.9     | 0.4      |
|                  | Mei/May           | 89.0   | 4.7      | -2.4     | 107.3                           | -2.5     | 0.1      | 107.9  | 0.3      | 0.4      | 104.9  | 1.0      | -0.4     | 102.6   | -1.3     | -0.3     |
|                  | Jun/June          | 86.6   | 2.4      | -2.7     | 106.0                           | -3.3     | -1.2     | 107.2  | -0.3     | -0.6     | 104.9  | 0.3      | 0.0      | 102.5   | -1.3     | -0.1     |
|                  | Jul/July          | 87.8   | 4.4      | 1.4      | 105.7                           | -3.3     | -0.3     | 106.9  | -0.6     | -0.3     | 104.8  | 0.2      | -0.1     | 102.9   | -1.0     | 0.4      |
|                  | Ogos/Aug          | 90.9   | 8.2      | 3.5      | 105.3                           | -3.5     | -0.4     | 107.3  | -0.2     | 0.4      | 105.2  | 0.5      | 0.4      | 102.7   | -1.0     | -0.2     |
|                  | Sept              | 93.2   | 9.0      | 2.5      | 105.3                           | -3.4     | 0.0      | 107.3  | -0.2     | 0.0      | 103.9  | -1.2     | -1.2     | 103.0   | -0.9     | 0.3      |
|                  | Okt/Oct           | 97.0   | 12.7     | 4.1      | 105.4                           | -2.9     | 0.1      | 107.3  | -0.1     | 0.0      | 103.6  | -1.7     | -0.3     | 103.5   | 0.2      | 0.5      |
|                  | Nov               | 99.5   | 14.1     | 2.6      | 105.4                           | -2.9     | 0.0      | 107.4  | 0.3      | 0.1      | 104.1  | -0.9     | 0.5      | 104.2   | 1.1      | 0.7      |
|                  | Dis/Dec           | 103.2  | 15.4     | 3.7      | 105.2                           | -2.6     | -0.2     | 107.5  | 0.3      | 0.1      | 103.7  | -1.8     | -0.4     | 104.7   | 1.4      | 0.5      |
| 2021             | Jan               | 106.7  | 14.6     | 3.4      | 106.2                           | -1.3     | 1.0      | 107.9  | 1.0      | 0.4      | 103.9  | -1.4     | 0.2      | 104.7   | 1.4      | 0.0      |
|                  | Feb               | 108.7  | 13.7     | 1.9      | 108.2                           | 0.0      | 1.9      | 108.2  | 1.1      | 0.3      | 103.3  | -1.3     | -0.6     | 105.3   | 3.1      | 0.6      |
|                  | Mac/Mar           | 110.7  | 17.5     | 1.8      | 109.5                           | 1.5      | 1.2      | 108.9  | 1.6      | 0.6      | 102.9  | -2.1     | -0.4     | 105.6   | 3.0      | 0.3      |
|                  | Apr               | 112.3  | 23.1     | 1.4      | 110.8                           | 3.4      | 1.2      | 109.3  | 1.7      | 0.4      | 102.7  | -2.5     | -0.2     | 105.5   | 2.5      | -0.1     |
|                  | Mei/May           | 114.1  | 28.2     | 1.6      | 112.1                           | 4.5      | 1.2      | 109.3  | 1.3      | 0.0      | 103.1  | -1.7     | 0.4      | 106.0   | 3.3      | 0.5      |
|                  | Jun/June          | 115.0  | 32.8     | 0.8      | 113.7                           | 7.3      | 1.4      | 110.2  | 2.8      | 0.8      | 103.2  | -1.6     | 0.1      | 106.3   | 3.7      | 0.3      |
|                  | Jul/July          | 115.2  | 31.2     | 0.2      | 114.8                           | 8.6      | 1.0      | 110.6  | 3.5      | 0.4      | 102.4  | -2.3     | -0.8     | 106.4   | 3.4      | 0.1      |
|                  | Ogos/Aug          | 115.8  | 27.4     | 0.5      | 115.5                           | 9.7      | 0.6      | 111.2  | 3.6      | 0.5      | 102.4  | -2.7     | 0.0      | 106.3   | 3.5      | -0.1     |
|                  | Sept              | 116.2  | 24.7     | 0.3      | 116.2                           | 10.4     | 0.6      | 112.0  | 4.4      | 0.7      | 102.4  | -1.4     | 0.0      | 106.3   | 3.2      | 0.0      |
|                  | Okt/Oct           | 118.0  | 21.6     | 1.5      | 116.6                           | 10.6     | 0.3      | 112.9  | 5.2      | 0.8      | 102.7  | -0.9     | 0.3      | 105.4   | 1.8      | -0.8     |
|                  | Nov               | 121.4  | 22.0     | 2.9      | 118.2                           | 12.1     | 1.4      | 113.7  | 5.9      | 0.7      | 103.5  | -0.6     | 0.8      | 105.1   | 0.9      | -0.3     |
|                  | Dis/Dec           | 121.7  | 17.9     | 0.2      | 118.9                           | 13.0     | 0.6      | 113.9  | 6.0      | 0.2      | 103.2  | -0.5     | -0.3     | 104.4   | -0.3     | -0.7     |
| 2022             | Jan               | 124.5  | 16.7     | 2.3      | 119.8                           | 12.8     | 0.8      | 114.4  | 6.0      | 0.4      | 103.5  | -0.4     | 0.3      | 103.8   | -0.9     | -0.6     |
|                  | Feb               | 128.7  | 18.4     | 3.4      | 120.6                           | 11.5     | 0.7      | 115.0  | 6.3      | 0.5      | 104.2  | 0.9      | 0.7      | 104.2   | -1.0     | 0.4      |
|                  | Mac/Mar           | 133.6  | 20.7     | 3.8      | 122.3                           | 11.7     | 1.4      | 115.8  | 6.3      | 0.7      | 105.1  | 2.1      | 0.9      | 104.0   | -1.5     | -0.2     |
|                  | Apr               | 138.3  | 23.2     | 3.5      | 124.3                           | 12.2     | 1.6      | 117.0  | 7.0      | 1.0      | 105.9  | 3.1      | 0.8      | 103.8   | -1.6     | -0.2     |
|                  | Mei/May           | 141.9  | 24.4     | 2.6      | 125.7                           | 12.1     | 1.1      | 118.3  | 8.2      | 1.1      | 106.0  | 2.8      | 0.1      | 103.7   | -2.2     | -0.1     |
|                  | Jun/June          | 141.3  | 22.9     | -0.4     | 126.5                           | 11.3     | 0.6      | 119.0  | 8.0      | 0.6      | 106.7  | 3.4      | 0.7      | 104.3   | -1.9     | 0.6      |
|                  | Jul/July          | 136.2  | 18.2     | -3.6     | 127.3                           | 10.9     | 0.6      | 119.1  | 7.7      | 0.1      | 107.6  | 5.1      | 0.8      | 104.4   | -1.9     | 0.1      |
|                  | Ogos/Aug          | 131.3  | 13.4     | -3.6     | 126.6                           | 9.6      | -0.5     | 119.2  | 7.2      | 0.1      | 108.8  | 6.3      | 1.1      | 105.0   | -1.2     | 0.6      |
|                  | Sept              | 125.8  | 8.3      | -4.2     | 124.7                           | 7.3      | -1.5     | 119.1  | 6.3      | -0.1     | 109.5  | 6.9      | 0.6      | 105.0   | -1.2     | 0.0      |
|                  | Okt/Oct           | 122.5  | 3.8      | -2.6     | 123.0                           | 5.5      | -1.4     | 119.0  | 5.4      | -0.1     | 109.8  | 6.9      | 0.3      | 105.6   | 0.2      | 0.6      |
|                  | Nov               | 122.2  | 0.7      | -0.2     | 123.1                           | 4.1      | 0.1      | 118.8  | 4.5      | -0.2     | 110.9  | 7.1      | 1.0      | 106.1   | 1.0      | 0.5      |
|                  | Dis/Dec           | 120.7  | -0.8     | -1.2     | 123.0                           | 3.4      | -0.1     | 118.9  | 4.4      | 0.1      | 112.3  | 8.8      | 1.3      | 106.6   | 2.1      | 0.5      |
| 2023             | Jan               | 119.8  | -3.8     | -0.7     | 121.4                           | 1.3      | -1.3     | 118.2  | 3.3      | -0.6     | 112.0  | 8.2      | -0.3     | 106.7   | 2.8      | 0.1      |
|                  | Feb               | 119.5  | -7.1     | -0.3     | 120.4                           | -0.2     | -0.8     | 118.0  | 2.6      | -0.2     | 112.3  | 7.8      | 0.3      | 106.4   | 2.1      | -0.3     |
|                  | Mac/Mar           | 119.3  | -10.7    | -0.2     | 120.0                           | -1.9     | -0.3     | 118.4  | 2.2      | 0.3      | 113.1  | 7.6      | 0.7      | 106.6   | 2.5      | 0.2      |
|                  | Apr               | 120.8  | -12.7    | 1.3      | 120.5                           | -3.1     | 0.4      | 118.5  | 1.3      | 0.1      | 112.9  | 6.6      | -0.2     | 107.2   | 3.3      | 0.6      |
|                  | Mei/May           | 120.4  | -15.2    | -0.3     | 121.1                           | -3.7     | 0.5      | 118.1  | -0.2     | -0.3     | 112.7  | 6.3      | -0.2     | 107.1   | 3.3      | -0.1     |
|                  | Jun/June          | 119.6  | -15.4    | -0.7     | 119.7                           | -5.4     | -1.2     | 118.8  | -0.2     | 0.6      | 114.2  | 7.0      | 1.3      | 107.7   | 3.3      | 0.6      |
|                  | Jul/July          | 117.2  | -14.0    | -2.0     | 118.7                           | -6.8     | -0.8     | 119.3  | 0.2      | 0.4      | 115.3  | 7.2      | 1.0      | 108.5   | 3.9      | 0.7      |
|                  | Ogos/Aug          | 115.7  | -11.9    | -1.3     | 117.8                           | -7.0     | -0.8     | 119.4  | 0.2      | 0.1      | 115.9  | 6.5      | 0.5      | 109.3   | 4.1      | 0.7      |
|                  | Sept              | 115.0  | -8.6     | -0.6     | 117.5                           | -5.8     | -0.3     | 119.9  | 0.7      | 0.4      | 115.3  | 5.3      | -0.5     | 109.3   | 4.1      | 0.0      |
|                  | Okt/Oct           | 114.1  | -6.9     | -0.8     | 118.6                           | -3.6     | 0.9      | 120.1  | 0.9      | 0.2      | 115.4  | 5.1      | 0.1      | 109.8   | 4.0      | 0.5      |

| Tempoh           | Peringkat Pemprosesan | Jumlah          |          | 1  |          | 2  |          | 3                             |          |
|------------------|-----------------------|-----------------|----------|--|----------|--|----------|-------------------------------|----------|
| Period           | Stage of Processing   | Total           |          | Bahan mentah untuk diproseskan selanjutnya<br>Crude materials for further processing |          | Bahan perantara, bekalan dan komponen<br>Intermediate materials, supplies and components |          | Barang siap<br>Finished goods |          |
| Wajaran (Weight) |                       | 100.000         |          | 16.410   |          | 56.119   |          | 27.471                        |          |
|                  |                       | Indeks<br>Index | YoY<br>% | Indeks<br>Index  | YoY<br>% | Indeks<br>Index  | YoY<br>% | Indeks<br>Index               | YoY<br>% |
| 2011             |                       | 112.3           | 12.3     | 124.7  | 24.7     | 113.8  | 13.8     | 99.6                          | -0.4     |
| 2012             |                       | 111.8           | -0.4     | 121.2  | -2.8     | 113.9  | 0.1      | 100.4                         | 0.8      |
| 2013             |                       | 108.8           | -2.7     | 116.9  | -3.5     | 109.9  | -3.5     | 100.1                         | -0.3     |
| 2014             |                       | 110.4           | 1.5      | 114.4  | -2.1     | 113.6  | 3.4      | 100.9                         | 0.8      |
| 2015             |                       | 102.2           | -7.4     | 90.9   | -20.5    | 106.6  | -6.2     | 102.1                         | 1.2      |
| 2016             |                       | 101.1           | -1.1     | 94.0   | 3.4      | 103.2  | -3.2     | 102.5                         | 0.4      |
| 2017             |                       | 107.9           | 6.7      | 107.9  | 14.8     | 110.1  | 6.7      | 103.4                         | 0.9      |
| 2018             |                       | 106.7           | -1.1     | 110.7  | 2.6      | 108.0  | -1.9     | 100.9                         | -2.4     |
| 2019             |                       | 105.2           | -1.4     | 106.4  | -3.9     | 106.5  | -1.4     | 101.5                         | 0.6      |
| 2020             |                       | 102.4           | -2.7     | 93.3   | -12.3    | 106.0  | -0.5     | 101.4                         | -0.1     |
| 2021             |                       | 112.1           | 9.5      | 121.6  | 30.3     | 114.2  | 7.7      | 101.2                         | -0.2     |
| 2022             |                       | 120.8           | 7.8      | 129.1  | 6.2      | 126.7  | 10.9     | 103.0                         | 1.8      |
| 2017             | ST1/Q1                | 109.6           | 10.0     | 112.7  | 32.3     | 111.3  | 7.4      | 103.6                         | 0.9      |
|                  | ST2/Q2                | 107.2           | 7.3      | 103.5  | 10.9     | 110.2  | 8.9      | 103.8                         | 1.4      |
|                  | ST3/Q3                | 107.0           | 6.6      | 104.5  | 11.2     | 109.6  | 7.6      | 103.5                         | 1.2      |
|                  | ST4/Q4                | 107.9           | 3.1      | 110.7  | 7.2      | 109.2  | 2.8      | 102.9                         | 0.2      |
| 2018             | ST1/Q1                | 107.1           | -2.3     | 109.9  | -2.5     | 108.6  | -2.4     | 101.9                         | -1.6     |
|                  | ST2/Q2                | 106.8           | -0.4     | 112.2  | 8.4      | 107.7  | -2.3     | 100.8                         | -2.9     |
|                  | ST3/Q3                | 107.1           | 0.1      | 113.3  | 8.4      | 108.1  | -1.4     | 100.3                         | -3.1     |
|                  | ST4/Q4                | 105.7           | -2.0     | 107.3  | -3.1     | 107.6  | -1.5     | 100.7                         | -2.1     |
| 2019             | ST1/Q1                | 104.7           | -2.2     | 104.1  | -5.3     | 106.6  | -1.8     | 101.1                         | -0.8     |
|                  | ST2/Q2                | 105.1           | -1.6     | 107.1  | -4.5     | 106.3  | -1.3     | 101.1                         | 0.3      |
|                  | ST3/Q3                | 104.8           | -2.1     | 104.3  | -7.9     | 106.2  | -1.8     | 101.8                         | 1.5      |
|                  | ST4/Q4                | 106.3           | 0.6      | 110.2  | 2.7      | 107.1  | -0.5     | 101.8                         | 1.1      |
| 2020             | ST1/Q1                | 105.3           | 0.6      | 103.0  | -1.1     | 107.8  | 1.1      | 101.6                         | 0.5      |
|                  | ST2/Q2                | 100.0           | -4.9     | 80.9   | -24.5    | 105.7  | -0.6     | 101.4                         | 0.3      |
|                  | ST3/Q3                | 101.2           | -3.4     | 92.2   | -11.6    | 104.1  | -2.0     | 101.3                         | -0.5     |
|                  | ST4/Q4                | 103.2           | -2.9     | 97.2   | -11.8    | 106.2  | -0.8     | 101.2                         | -0.6     |
| 2021             | ST1/Q1                | 108.5           | 3.0      | 114.7  | 11.4     | 109.7  | 1.8      | 101.7                         | 0.1      |
|                  | ST2/Q2                | 111.3           | 11.3     | 120.7  | 49.2     | 113.0  | 6.9      | 101.4                         | 0.0      |
|                  | ST3/Q3                | 113.1           | 11.8     | 123.2  | 33.6     | 115.7  | 11.1     | 100.6                         | -0.7     |
|                  | ST4/Q4                | 115.5           | 11.9     | 127.7  | 31.4     | 118.5  | 11.6     | 101.0                         | -0.2     |
| 2022             | ST1/Q1                | 119.6           | 10.2     | 137.4  | 19.8     | 122.4  | 11.6     | 101.5                         | -0.2     |
|                  | ST2/Q2                | 123.6           | 11.1     | 141.3  | 17.1     | 127.9  | 13.2     | 102.6                         | 1.2      |
|                  | ST3/Q3                | 120.4           | 6.5      | 120.8  | -1.9     | 128.7  | 11.2     | 103.4                         | 2.8      |
|                  | ST4/Q4                | 119.6           | 3.5      | 117.1  | -8.3     | 128.0  | 8.0      | 104.7                         | 3.7      |
| 2023             | ST1/Q1                | 118.6           | -0.8     | 114.1  | -17.0    | 126.4  | 3.3      | 105.8                         | 4.2      |
|                  | ST2/Q2                | 118.5           | -4.1     | 114.8  | -18.8    | 125.9  | -1.6     | 106.0                         | 3.3      |
|                  | ST3/Q3                | 118.7           | -1.4     | 118.7  | -1.7     | 124.5  | -3.3     | 106.7                         | 3.2      |
| 2022             | Jan - Okt/Oct         | 121.0           | 8.6      | 131.5  | 9.3      | 126.5  | 11.7     | 102.6                         | 1.4      |
| 2023             | Jan - Okt/Oct         | 118.6           | -2.0     | 116.5  | -11.4    | 125.5  | -0.8     | 106.2                         | 3.5      |

| Tempoh           | Peringkat Pemprosesan | Jumlah          |          |          | 1  |          |          | 2  |          |          | 3                             |          |          |
|------------------|-----------------------|-----------------|----------|----------|--|----------|----------|--|----------|----------|-------------------------------|----------|----------|
| Period           | Stage of Processing   | Total           |          |          | Bahan mentah untuk diproseskan selanjutnya<br>Crude materials for further processing |          |          | Bahan perantaraan, bekalan dan komponen<br>Intermediate materials, supplies and components |          |          | Barang siap<br>Finished goods |          |          |
| Wajaran (Weight) |                       | 100.000         |          |          | 16.410   |          |          | 56.119   |          |          | 27.471                        |          |          |
|                  |                       | Indeks<br>Index | YoY<br>% | MoM<br>% | Indeks<br>Index  | YoY<br>% | MoM<br>% | Indeks<br>Index  | YoY<br>% | MoM<br>% | Indeks<br>Index               | YoY<br>% | MoM<br>% |
| 2020             | Jan                   | 107.3           | 2.8      | -0.1     | 113.9  | 10.7     | -1.0     | 107.6  | 1.0      | 0.4      | 101.8                         | 0.8      | -0.3     |
|                  | Feb                   | 105.9           | 0.9      | -1.3     | 105.4  | 0.1      | -7.5     | 108.2  | 1.5      | 0.6      | 101.4                         | 0.2      | -0.4     |
|                  | Mac/Mar               | 102.7           | -1.9     | -3.0     | 89.6   | -13.9    | -15.0    | 107.6  | 0.8      | -0.6     | 101.7                         | 0.7      | 0.3      |
|                  | Apr                   | 99.9            | -5.1     | -2.7     | 77.0   | -28.9    | -14.1    | 106.8  | 0.4      | -0.7     | 101.8                         | 1.1      | 0.1      |
|                  | Mei/May               | 99.7            | -5.5     | -0.2     | 79.6   | -26.6    | 3.4      | 105.6  | -0.9     | -1.1     | 101.3                         | 0.2      | -0.5     |
|                  | Jun/June              | 100.3           | -4.0     | 0.6      | 86.0   | -17.6    | 8.0      | 104.7  | -1.0     | -0.9     | 101.2                         | -0.3     | -0.1     |
|                  | Jul/July              | 100.7           | -3.5     | 0.4      | 90.2   | -13.0    | 4.9      | 103.9  | -1.9     | -0.8     | 101.1                         | -0.4     | -0.1     |
|                  | Ogos/Aug              | 101.7           | -2.8     | 1.0      | 94.1   | -8.7     | 4.3      | 104.2  | -2.0     | 0.3      | 101.8                         | 0.0      | 0.7      |
|                  | Sept                  | 101.2           | -3.9     | -0.5     | 92.2   | -13.2    | -2.0     | 104.3  | -2.0     | 0.1      | 101.0                         | -1.1     | -0.8     |
|                  | Okt/Oct               | 101.3           | -3.6     | 0.1      | 90.6   | -13.2    | -1.7     | 105.1  | -1.6     | 0.8      | 101.0                         | -0.8     | 0.0      |
|                  | Nov                   | 103.3           | -3.0     | 2.0      | 97.5   | -12.3    | 7.6      | 106.1  | -1.0     | 1.0      | 101.4                         | -0.2     | 0.4      |
|                  | Dis/Dec               | 105.1           | -2.1     | 1.7      | 103.6  | -10.0    | 6.3      | 107.5  | 0.3      | 1.3      | 101.3                         | -0.8     | -0.1     |
| 2021             | Jan                   | 107.2           | -0.1     | 2.0      | 110.0  | -3.4     | 6.2      | 108.8  | 1.1      | 1.2      | 101.9                         | 0.1      | 0.6      |
|                  | Feb                   | 108.8           | 2.7      | 1.5      | 115.9  | 10.0     | 5.4      | 109.8  | 1.5      | 0.9      | 101.8                         | 0.4      | -0.1     |
|                  | Mac/Mar               | 109.6           | 6.7      | 0.7      | 118.1  | 31.8     | 1.9      | 110.6  | 2.8      | 0.7      | 101.5                         | -0.2     | -0.3     |
|                  | Apr                   | 110.5           | 10.6     | 0.8      | 120.0  | 55.8     | 1.6      | 111.9  | 4.8      | 1.2      | 101.1                         | -0.7     | -0.4     |
|                  | Mei/May               | 111.6           | 11.9     | 1.0      | 122.3  | 53.6     | 1.9      | 112.9  | 6.9      | 0.9      | 101.5                         | 0.2      | 0.4      |
|                  | Jun/June              | 111.8           | 11.5     | 0.2      | 119.7  | 39.2     | -2.1     | 114.1  | 9.0      | 1.1      | 101.5                         | 0.3      | 0.0      |
|                  | Jul/July              | 112.5           | 11.7     | 0.6      | 122.5  | 35.8     | 2.3      | 114.8  | 10.5     | 0.6      | 100.7                         | -0.4     | -0.8     |
|                  | Ogos/Aug              | 113.2           | 11.3     | 0.6      | 123.2  | 30.9     | 0.6      | 115.9  | 11.2     | 1.0      | 100.5                         | -1.3     | -0.2     |
|                  | Sept                  | 113.6           | 12.3     | 0.4      | 123.9  | 34.4     | 0.6      | 116.4  | 11.6     | 0.4      | 100.5                         | -0.5     | 0.0      |
|                  | Okt/Oct               | 114.7           | 13.2     | 1.0      | 127.2  | 40.4     | 2.7      | 117.4  | 11.7     | 0.9      | 100.5                         | -0.5     | 0.0      |
|                  | Nov                   | 116.3           | 12.6     | 1.4      | 130.1  | 33.4     | 2.3      | 118.9  | 12.1     | 1.3      | 101.3                         | -0.1     | 0.8      |
|                  | Dis/Dec               | 115.6           | 10.0     | -0.6     | 125.8  | 21.4     | -3.3     | 119.2  | 10.9     | 0.3      | 101.1                         | -0.2     | -0.2     |
| 2022             | Jan                   | 117.1           | 9.2      | 1.3      | 130.1  | 18.3     | 3.4      | 120.5  | 10.8     | 1.1      | 101.1                         | -0.8     | 0.0      |
|                  | Feb                   | 119.4           | 9.7      | 2.0      | 136.4  | 17.7     | 4.8      | 122.3  | 11.4     | 1.5      | 101.6                         | -0.2     | 0.5      |
|                  | Mac/Mar               | 122.3           | 11.6     | 2.4      | 145.6  | 23.3     | 6.7      | 124.4  | 12.5     | 1.7      | 101.9                         | 0.4      | 0.3      |
|                  | Apr                   | 122.6           | 11.0     | 0.2      | 140.5  | 17.1     | -3.5     | 126.6  | 13.1     | 1.8      | 102.2                         | 1.1      | 0.3      |
|                  | Mei/May               | 124.1           | 11.2     | 1.2      | 143.5  | 17.3     | 2.1      | 128.1  | 13.5     | 1.2      | 102.5                         | 1.0      | 0.3      |
|                  | Jun/June              | 124.0           | 10.9     | -0.1     | 139.9  | 16.9     | -2.5     | 128.9  | 13.0     | 0.6      | 103.1                         | 1.6      | 0.6      |
|                  | Jul/July              | 121.1           | 7.6      | -2.3     | 123.8  | 1.1      | -11.5    | 129.1  | 12.5     | 0.2      | 103.1                         | 2.4      | 0.0      |
|                  | Ogos/Aug              | 120.9           | 6.8      | -0.2     | 122.6  | -0.5     | -1.0     | 129.0  | 11.3     | -0.1     | 103.4                         | 2.9      | 0.3      |
|                  | Sept                  | 119.2           | 4.9      | -1.4     | 116.0  | -6.4     | -5.4     | 128.0  | 10.0     | -0.8     | 103.6                         | 3.1      | 0.2      |
|                  | Okt/Oct               | 119.3           | 4.0      | 0.1      | 116.1  | -8.7     | 0.1      | 128.1  | 9.1      | 0.1      | 103.9                         | 3.4      | 0.3      |
|                  | Nov                   | 120.0           | 3.2      | 0.6      | 119.1  | -8.5     | 2.6      | 128.0  | 7.7      | -0.1     | 104.6                         | 3.3      | 0.7      |
|                  | Dis/Dec               | 119.6           | 3.5      | -0.3     | 116.1  | -7.7     | -2.5     | 127.8  | 7.2      | -0.2     | 105.5                         | 4.4      | 0.9      |
| 2023             | Jan                   | 118.6           | 1.3      | -0.8     | 114.0  | -12.4    | -1.8     | 126.6  | 5.1      | -0.9     | 105.7                         | 4.5      | 0.2      |
|                  | Feb                   | 118.4           | -0.8     | -0.2     | 113.3  | -16.9    | -0.6     | 126.3  | 3.3      | -0.2     | 105.7                         | 4.0      | 0.0      |
|                  | Mac/Mar               | 118.7           | -2.9     | 0.3      | 115.0  | -21.0    | 1.5      | 126.3  | 1.5      | 0.0      | 105.9                         | 3.9      | 0.2      |
|                  | Apr                   | 118.9           | -3.0     | 0.2      | 115.8  | -17.6    | 0.7      | 126.5  | -0.1     | 0.2      | 105.8                         | 3.5      | -0.1     |
|                  | Mei/May               | 118.4           | -4.6     | -0.4     | 114.7  | -20.1    | -0.9     | 126.0  | -1.6     | -0.4     | 105.6                         | 3.0      | -0.2     |
|                  | Jun/June              | 118.1           | -4.8     | -0.3     | 113.8  | -18.7    | -0.8     | 125.3  | -2.8     | -0.6     | 106.5                         | 3.3      | 0.9      |
|                  | Jul/July              | 118.3           | -2.3     | 0.2      | 116.0  | -6.3     | 1.9      | 124.8  | -3.3     | -0.4     | 106.6                         | 3.4      | 0.1      |
|                  | Ogos/Aug              | 118.3           | -2.2     | 0.0      | 117.7  | -4.0     | 1.5      | 124.2  | -3.7     | -0.5     | 106.7                         | 3.2      | 0.1      |
|                  | Sept                  | 119.4           | 0.2      | 0.9      | 122.3  | 5.4      | 3.9      | 124.5  | -2.7     | 0.2      | 106.8                         | 3.1      | 0.1      |
|                  | Okt/Oct               | 119.0           | -0.3     | -0.3     | 122.3  | 5.3      | 0.0      | 124.3  | -3.0     | -0.2     | 106.2                         | 2.2      | -0.6     |

| Tempoh<br>Period | Kumpulan<br>Group | Jumlah<br>Total |          | 011<br>Penanaman<br>tanaman<br>tidak kekal<br>Growing of<br>non-perennial<br>crops |          | 012<br>Penanaman<br>tanaman<br>kekal<br>Growing of<br>perennial<br>crops |          | 014<br>Pengeluaran<br>ternakan<br>Animal<br>production |          | 022<br>Pembalakan<br>Logging |          | 031<br>Perikanan<br>Fishing |          |
|------------------|-------------------|-----------------|----------|--|----------|--|----------|--|----------|------------------------------|----------|-----------------------------|----------|
| Wajaran (Weight) |                   | 100.000         |          | 0.436  |          | 3.934  |          | 1.344  |          | 0.410                        |          | 0.508                       |          |
|                  |                   | Indeks<br>Index | YoY<br>% | Indeks<br>Index  | YoY<br>% | Indeks<br>Index  | YoY<br>% | Indeks<br>Index  | YoY<br>% | Indeks<br>Index              | YoY<br>% | Indeks<br>Index             | YoY<br>% |
| 2011             |                   | 112.3           | 12.3     | 104.8  | 4.8      | 123.4  | 23.4     | 107.2  | 7.2      | 130.5                        | 30.5     | 104.2                       | 4.2      |
| 2012             |                   | 111.8           | -0.4     | 103.2  | -1.5     | 103.0  | -16.5    | 98.2   | -8.4     | 131.6                        | 0.8      | 114.9                       | 10.3     |
| 2013             |                   | 108.8           | -2.7     | 111.1  | 7.7      | 85.4   | -17.1    | 107.6  | 9.6      | 114.3                        | -13.1    | 118.6                       | 3.2      |
| 2014             |                   | 110.4           | 1.5      | 112.8  | 1.5      | 86.4   | 1.2      | 113.3  | 5.3      | 113.2                        | -1.0     | 126.6                       | 6.7      |
| 2015             |                   | 102.2           | -7.4     | 130.1  | 15.3     | 79.3   | -8.2     | 112.8  | -0.4     | 120.0                        | 6.0      | 123.9                       | -2.1     |
| 2016             |                   | 101.1           | -1.1     | 131.1  | 0.8      | 99.4   | 25.3     | 116.7  | 3.5      | 128.3                        | 6.9      | 127.9                       | 3.2      |
| 2017             |                   | 107.9           | 6.7      | 133.7  | 2.0      | 108.5  | 9.2      | 120.6  | 3.3      | 129.1                        | 0.6      | 137.4                       | 7.4      |
| 2018             |                   | 106.7           | -1.1     | 134.3  | 0.4      | 83.6   | -22.9    | 121.1  | 0.4      | 136.2                        | 5.5      | 143.2                       | 4.2      |
| 2019             |                   | 105.2           | -1.4     | 134.4  | 0.1      | 76.5   | -8.5     | 123.6  | 2.1      | 142.3                        | 4.5      | 145.8                       | 1.8      |
| 2020             |                   | 102.4           | -2.7     | 134.0  | -0.3     | 100.2  | 31.0     | 120.4  | -2.6     | 145.7                        | 2.4      | 132.2                       | -9.3     |
| 2021             |                   | 112.1           | 9.5      | 138.4  | 3.3      | 146.1  | 45.8     | 125.9  | 4.6      | 151.6                        | 4.0      | 144.9                       | 9.6      |
| 2022             |                   | 120.8           | 7.8      | 144.2  | 4.2      | 145.1  | -0.7     | 131.6  | 4.5      | 165.4                        | 9.1      | 155.3                       | 7.2      |
| 2017             | ST1/Q1            | 109.6           | 10.0     | 134.3  | 1.6      | 123.2  | 39.5     | 118.2  | 4.5      | 126.1                        | -1.5     | 138.4                       | 10.2     |
|                  | ST2/Q2            | 107.2           | 7.3      | 134.2  | 1.2      | 103.1  | 6.3      | 117.8  | 5.3      | 128.1                        | -2.4     | 140.8                       | 9.6      |
|                  | ST3/Q3            | 107.0           | 6.6      | 131.3  | 1.5      | 104.2  | 5.4      | 125.7  | -1.3     | 129.2                        | 1.7      | 138.4                       | 6.2      |
|                  | ST4/Q4            | 107.9           | 3.1      | 135.1  | 3.9      | 103.4  | -8.7     | 120.8  | 5.5      | 132.8                        | 4.6      | 131.8                       | 3.5      |
| 2018             | ST1/Q1            | 107.1           | -2.3     | 136.6  | 1.7      | 95.4   | -22.6    | 124.6  | 5.4      | 134.4                        | 6.6      | 142.2                       | 2.7      |
|                  | ST2/Q2            | 106.8           | -0.4     | 133.1  | -0.8     | 88.1   | -14.5    | 119.1  | 1.1      | 134.7                        | 5.2      | 141.0                       | 0.1      |
|                  | ST3/Q3            | 107.1           | 0.1      | 132.7  | 1.1      | 81.1   | -22.2    | 119.3  | -5.1     | 136.3                        | 5.5      | 144.7                       | 4.6      |
|                  | ST4/Q4            | 105.7           | -2.0     | 134.7  | -0.3     | 70.0   | -32.3    | 121.3  | 0.4      | 139.4                        | 5.0      | 144.9                       | 9.9      |
| 2019             | ST1/Q1            | 104.7           | -2.2     | 134.3  | -1.7     | 72.6   | -23.9    | 127.5  | 2.3      | 141.8                        | 5.5      | 150.2                       | 5.6      |
|                  | ST2/Q2            | 105.1           | -1.6     | 134.2  | 0.8      | 70.5   | -20.0    | 119.0  | -0.1     | 141.2                        | 4.8      | 141.7                       | 0.5      |
|                  | ST3/Q3            | 104.8           | -2.1     | 134.3  | 1.2      | 74.6   | -8.0     | 126.6  | 6.1      | 141.5                        | 3.8      | 147.2                       | 1.7      |
|                  | ST4/Q4            | 106.3           | 0.6      | 134.6  | -0.1     | 88.3   | 26.1     | 121.1  | -0.2     | 144.8                        | 3.9      | 144.2                       | -0.5     |
| 2020             | ST1/Q1            | 105.3           | 0.6      | 136.7  | 1.8      | 93.5   | 28.8     | 118.9  | -6.7     | 146.4                        | 3.2      | 140.3                       | -6.6     |
|                  | ST2/Q2            | 100.0           | -4.9     | 133.1  | -0.8     | 83.7   | 18.7     | 121.8  | 2.4      | 145.9                        | 3.3      | 128.5                       | -9.3     |
|                  | ST3/Q3            | 101.2           | -3.4     | 132.4  | -1.4     | 99.9   | 33.9     | 122.4  | -3.3     | 145.9                        | 3.1      | 129.3                       | -12.2    |
|                  | ST4/Q4            | 103.2           | -2.9     | 134.0  | -0.4     | 123.7  | 40.1     | 118.3  | -2.3     | 144.6                        | -0.1     | 130.7                       | -9.4     |
| 2021             | ST1/Q1            | 108.5           | 3.0      | 139.7  | 2.2      | 143.7  | 53.7     | 120.9  | 1.7      | 145.9                        | -0.3     | 141.0                       | 0.5      |
|                  | ST2/Q2            | 111.3           | 11.3     | 136.2  | 2.3      | 148.3  | 77.2     | 125.5  | 3.0      | 147.1                        | 0.8      | 142.8                       | 11.1     |
|                  | ST3/Q3            | 113.1           | 11.8     | 136.0  | 2.7      | 141.5  | 41.6     | 126.9  | 3.7      | 153.7                        | 5.3      | 148.0                       | 14.5     |
|                  | ST4/Q4            | 115.5           | 11.9     | 141.6  | 5.7      | 150.9  | 22.0     | 130.2  | 10.1     | 159.7                        | 10.4     | 147.9                       | 13.2     |
| 2022             | ST1/Q1            | 119.6           | 10.2     | 142.7  | 2.1      | 178.1  | 23.9     | 127.7  | 5.6      | 154.4                        | 5.8      | 154.5                       | 9.6      |
|                  | ST2/Q2            | 123.6           | 11.1     | 145.2  | 6.6      | 181.8  | 22.6     | 130.5  | 4.0      | 158.4                        | 7.7      | 156.6                       | 9.7      |
|                  | ST3/Q3            | 120.4           | 6.5      | 145.2  | 6.8      | 112.4  | -20.6    | 132.6  | 4.5      | 172.6                        | 12.3     | 154.1                       | 4.1      |
|                  | ST4/Q4            | 119.6           | 3.5      | 143.5  | 1.3      | 108.2  | -28.3    | 135.7  | 4.2      | 176.2                        | 10.3     | 155.8                       | 5.3      |
| 2023             | ST1/Q1            | 118.6           | -0.8     | 148.3  | 3.3      | 111.0  | 2.6      | 137.8  | 1.5      | 177.8                        | 0.9      | 159.8                       | 2.6      |
|                  | ST2/Q2            | 118.5           | -0.1     | 143.6  | -3.2     | 114.4  | 3.1      | 141.8  | 2.9      | 183.6                        | 3.3      | 174.7                       | 9.3      |
|                  | ST3/Q3            | 118.7           | 0.2      | 140.6  | -2.1     | 112.4  | -1.7     | 140.8  | -0.7     | 181.9                        | -0.9     | 167.4                       | -4.2     |
| 2022             | Jan - Okt/Oct     | 121.0           | 8.6      | 144.2  | 4.2      | 145.1  | -0.7     | 131.6  | 4.5      | 165.4                        | 9.1      | 155.3                       | 7.2      |
| 2023             | Jan - Okt/Oct     | 118.6           | -2.0     | 143.5  | -0.5     | 112.1  | -22.7    | 140.2  | 6.5      | 181.4                        | 9.7      | 166.8                       | 7.4      |

| Tempoh<br>Period | Kumpulan<br>Group | Jumlah<br>Total |          |          | 011<br>Penanaman tanaman tidak kekal<br>Growing of non-perennial crops |          |          | 012<br>Penanaman tanaman kekal<br>Growing of perennial crops |          |          | 014<br>Pengeluaran ternakan<br>Animal production |          |          | 022<br>Pembalakan<br>Logging |          |          | 031<br>Perikanan<br>Fishing |          |          |
|------------------|-------------------|-----------------|----------|----------|--|----------|----------|--|----------|----------|--|----------|----------|------------------------------|----------|----------|-----------------------------|----------|----------|
| Wajaran (Weight) |                   | 100.000         |          |          | 0.436  |          |          | 3.934  |          |          | 1.344  |          |          | 0.410                        |          |          | 0.508                       |          |          |
|                  |                   | Indeks<br>Index | YoY<br>% | MoM<br>% | Indeks<br>Index  | YoY<br>% | MoM<br>% | Indeks<br>Index  | YoY<br>% | MoM<br>% | Indeks<br>Index                                  | YoY<br>% | MoM<br>% | Indeks<br>Index              | YoY<br>% | MoM<br>% | Indeks<br>Index             | YoY<br>% | MoM<br>% |
| 2020             | Jan               | 107.3           | 2.8      | -0.1     | 138.8  | 3.1      | 2.1      | 101.5  | 36.2     | 5.9      | 119.9  | -7.9     | -0.1     | 146.6                        | 3.8      | 0.1      | 148.0                       | -1.1     | 2.1      |
|                  | Feb               | 105.9           | 0.9      | -1.3     | 137.1  | 1.8      | -1.2     | 90.6   | 20.8     | -10.7    | 119.3  | -7.0     | -0.5     | 146.3                        | 3.0      | -0.2     | 137.9                       | -9.3     | -6.8     |
|                  | Mac/Mar           | 102.7           | -1.9     | -3.0     | 134.1  | 0.3      | -2.2     | 88.4   | 29.2     | -2.4     | 117.5  | -5.2     | -1.5     | 146.3                        | 3.0      | 0.0      | 134.9                       | -9.3     | -2.2     |
|                  | Apr               | 99.9            | -5.1     | -2.7     | 133.7  | 0.1      | -0.3     | 85.0   | 18.2     | -3.8     | 112.9  | -3.8     | -3.9     | 145.9                        | 3.3      | -0.3     | 132.0                       | -6.6     | -2.1     |
|                  | Mei/May           | 99.7            | -5.5     | -0.2     | 132.5  | -1.3     | -0.9     | 77.0   | 11.0     | -9.4     | 121.5  | 1.6      | 7.6      | 145.9                        | 3.3      | 0.0      | 126.8                       | -8.6     | -3.9     |
|                  | Jun/June          | 100.3           | -4.0     | 0.6      | 133.0  | -1.2     | 0.4      | 89.1   | 26.9     | 15.7     | 130.9  | 9.0      | 7.7      | 145.9                        | 3.3      | 0.0      | 126.8                       | -12.6    | 0.0      |
|                  | Jul/July          | 100.7           | -3.5     | 0.4      | 134.1  | -0.7     | 0.8      | 91.8   | 31.1     | 3.0      | 124.6  | -2.0     | -4.8     | 145.9                        | 3.3      | 0.0      | 128.4                       | -13.7    | 1.3      |
|                  | Ogos/Aug          | 101.7           | -2.8     | 1.0      | 132.4  | -1.6     | -1.3     | 101.8  | 32.2     | 10.9     | 121.9  | -4.8     | -2.2     | 145.9                        | 3.3      | 0.0      | 128.5                       | -11.9    | 0.1      |
|                  | Sept              | 101.2           | -3.9     | -0.5     | 130.7  | -2.0     | -1.3     | 106.2  | 38.5     | 4.3      | 120.8  | -3.1     | -0.9     | 145.9                        | 2.6      | 0.0      | 130.9                       | -11.0    | 1.9      |
|                  | Okt/Oct           | 101.3           | -3.6     | 0.1      | 131.9  | -1.4     | 0.9      | 108.3  | 40.5     | 2.0      | 120.6  | -1.6     | -0.2     | 141.9                        | -0.3     | -2.7     | 130.3                       | -9.1     | -0.5     |
|                  | Nov               | 103.3           | -3.0     | 2.0      | 133.1  | -0.7     | 0.9      | 127.5  | 38.6     | 17.7     | 116.9  | -3.2     | -3.1     | 145.9                        | 0.1      | 2.8      | 131.7                       | -8.6     | 1.1      |
|                  | Dis/Dec           | 105.1           | -2.1     | 1.7      | 137.0  | 0.7      | 2.9      | 135.2  | 41.1     | 6.0      | 117.4  | -2.2     | 0.4      | 145.9                        | -0.4     | 0.0      | 130.2                       | -10.2    | -1.1     |
| 2021             | Jan               | 107.2           | -0.1     | 2.0      | 139.8  | 0.7      | 2.0      | 139.9  | 37.8     | 3.5      | 120.5  | 0.5      | 2.6      | 145.9                        | -0.5     | 0.0      | 133.9                       | -9.5     | 2.8      |
|                  | Feb               | 108.8           | 2.7      | 1.5      | 140.7  | 2.6      | 0.6      | 143.2  | 58.1     | 2.4      | 121.5  | 1.8      | 0.8      | 145.9                        | -0.3     | 0.0      | 142.9                       | 3.6      | 6.7      |
|                  | Mac/Mar           | 109.6           | 6.7      | 0.7      | 138.6  | 3.4      | -1.5     | 148.0  | 67.4     | 3.4      | 120.6  | 2.6      | -0.7     | 145.9                        | -0.3     | 0.0      | 146.1                       | 8.3      | 2.2      |
|                  | Apr               | 110.5           | 10.6     | 0.8      | 137.8  | 3.1      | -0.6     | 153.0  | 80.0     | 3.4      | 124.4  | 10.2     | 3.2      | 146.8                        | 0.6      | 0.6      | 147.4                       | 11.7     | 0.9      |
|                  | Mei/May           | 111.6           | 11.9     | 1.0      | 135.1  | 2.0      | -2.0     | 157.5  | 104.5    | 2.9      | 126.9  | 4.4      | 2.0      | 146.4                        | 0.3      | -0.3     | 140.5                       | 10.8     | -4.7     |
|                  | Jun/June          | 111.8           | 11.5     | 0.2      | 135.8  | 2.1      | 0.5      | 134.5  | 51.0     | -14.6    | 125.2  | -4.4     | -1.3     | 148.0                        | 1.4      | 1.1      | 140.5                       | 10.8     | 0.0      |
|                  | Jul/July          | 112.5           | 11.7     | 0.6      | 135.8  | 1.3      | 0.0      | 138.7  | 51.1     | 3.1      | 123.6  | -0.8     | -1.3     | 149.4                        | 2.4      | 0.9      | 146.2                       | 13.9     | 4.1      |
|                  | Ogos/Aug          | 113.2           | 11.3     | 0.6      | 135.4  | 2.3      | -0.3     | 143.0  | 40.5     | 3.1      | 127.4  | 4.5      | 3.1      | 153.5                        | 5.2      | 2.7      | 149.4                       | 16.3     | 2.2      |
|                  | Sept              | 113.6           | 12.3     | 0.4      | 136.7  | 4.6      | 1.0      | 142.7  | 34.4     | -0.2     | 129.6  | 7.3      | 1.7      | 158.1                        | 8.4      | 3.0      | 148.5                       | 13.4     | -0.6     |
|                  | Okt/Oct           | 114.7           | 13.2     | 1.0      | 138.1  | 4.7      | 1.0      | 145.1  | 34.0     | 1.7      | 129.0  | 7.0      | -0.5     | 158.2                        | 11.5     | 0.1      | 149.5                       | 14.7     | 0.7      |
|                  | Nov               | 116.3           | 12.6     | 1.4      | 142.2  | 6.8      | 3.0      | 157.2  | 23.3     | 8.3      | 130.5  | 11.6     | 1.2      | 159.0                        | 9.0      | 0.5      | 147.7                       | 12.1     | -1.2     |
|                  | Dis/Dec           | 115.6           | 10.0     | -0.6     | 144.4  | 5.4      | 1.5      | 150.3  | 11.2     | -4.4     | 131.0  | 11.6     | 0.4      | 161.9                        | 11.0     | 1.8      | 146.4                       | 12.4     | -0.9     |
| 2022             | Jan               | 117.1           | 9.2      | 1.3      | 144.5  | 3.4      | 0.1      | 160.3  | 14.6     | 6.7      | 128.6  | 6.7      | -1.8     | 158.3                        | 8.5      | -2.2     | 151.7                       | 13.3     | 3.6      |
|                  | Feb               | 119.4           | 9.7      | 2.0      | 142.1  | 1.0      | -1.7     | 176.5  | 23.3     | 10.1     | 127.3  | 4.8      | -1.0     | 152.4                        | 4.5      | -3.7     | 156.3                       | 9.4      | 3.0      |
|                  | Mac/Mar           | 122.3           | 11.6     | 2.4      | 141.6  | 2.2      | -0.4     | 197.4  | 33.4     | 11.8     | 127.2  | 5.5      | -0.1     | 152.6                        | 4.6      | 0.1      | 155.6                       | 6.5      | -0.4     |
|                  | Apr               | 122.6           | 11.0     | 0.2      | 144.0  | 4.5      | 1.7      | 189.4  | 23.8     | -4.1     | 127.2  | 2.3      | 0.0      | 156.5                        | 6.6      | 2.6      | 157.7                       | 7.0      | 1.3      |
|                  | Mei/May           | 124.1           | 11.2     | 1.2      | 145.7  | 7.8      | 1.2      | 190.9  | 21.2     | 0.8      | 130.4  | 2.8      | 2.5      | 155.9                        | 6.5      | -0.4     | 156.4                       | 11.3     | -0.8     |
|                  | Jun/June          | 124.0           | 10.9     | -0.1     | 146.0  | 7.5      | 0.2      | 165.1  | 22.8     | -13.5    | 133.8  | 6.9      | 2.6      | 162.9                        | 10.1     | 4.5      | 155.8                       | 10.9     | -0.4     |
|                  | Jul/July          | 121.1           | 7.6      | -2.3     | 144.5  | 6.4      | -1.0     | 113.0  | -18.5    | -31.6    | 132.9  | 7.5      | -0.7     | 168.3                        | 12.7     | 3.3      | 152.9                       | 4.6      | -1.9     |
|                  | Ogos/Aug          | 120.9           | 6.8      | -0.2     | 145.0  | 7.1      | 0.3      | 117.6  | -17.8    | 4.1      | 131.5  | 3.2      | -1.1     | 170.3                        | 10.9     | 1.2      | 155.0                       | 3.7      | 1.4      |
|                  | Sept              | 119.2           | 4.9      | -1.4     | 146.0  | 6.8      | 0.7      | 106.6  | -25.3    | -9.4     | 133.4  | 2.9      | 1.4      | 179.1                        | 13.3     | 5.2      | 154.4                       | 4.0      | -0.4     |
|                  | Okt/Oct           | 119.3           | 4.0      | 0.1      | 142.0  | 2.8      | -2.7     | 103.4  | -28.7    | -3.0     | 135.3  | 4.9      | 1.4      | 174.7                        | 10.4     | -2.5     | 152.7                       | 2.1      | -1.1     |
|                  | Nov               | 120.0           | 3.2      | 0.6      | 142.1  | -0.1     | 0.1      | 111.8  | -28.9    | 8.1      | 136.2  | 4.4      | 0.7      | 177.0                        | 11.3     | 1.3      | 161.9                       | 9.6      | 6.0      |
|                  | Dis/Dec           | 119.6           | 3.5      | -0.3     | 146.4  | 1.4      | 3.0      | 109.3  | -27.3    | -2.2     | 135.5  | 3.4      | -0.5     | 176.9                        | 9.3      | -0.1     | 152.9                       | 4.4      | -5.6     |
| 2023             | Jan               | 118.6           | 1.3      | -0.8     | 147.6  | 2.1      | 0.8      | 108.7  | -32.2    | -0.5     | 136.8  | 6.4      | 1.0      | 175.7                        | 11.0     | -0.7     | 160.3                       | 5.7      | 4.8      |
|                  | Feb               | 118.4           | -0.8     | -0.2     | 149.2  | 5.0      | 1.1      | 108.6  | -38.5    | -0.1     | 137.3  | 7.9      | 0.4      | 177.4                        | 16.4     | 1.0      | 154.1                       | -1.4     | -3.9     |
|                  | Mac/Mar           | 118.7           | -2.9     | 0.3      | 148.1  | 4.6      | -0.7     | 115.7  | -41.4    | 6.5      | 139.4  | 9.6      | 1.5      | 180.3                        | 18.2     | 1.6      | 165.1                       | 6.1      | 7.1      |
|                  | Apr               | 118.9           | -3.0     | 0.2      | 146.0  | 1.4      | -1.4     | 117.0  | -38.2    | 1.1      | 140.1  | 10.1     | 0.5      | 181.9                        | 16.2     | 0.9      | 165.1                       | 4.7      | 0.0      |
|                  | Mei/May           | 118.4           | -4.6     | -0.4     | 143.2  | -1.7     | -1.9     | 114.3  | -40.1    | -2.3     | 141.3  | 8.4      | 0.9      | 185.6                        | 19.1     | 2.0      | 179.0                       | 14.5     | 8.4      |
|                  | Jun/June          | 118.1           | -4.8     | -0.3     | 141.7  | -2.9     | -1.0     | 111.8  | -32.3    | -2.2     | 143.9  | 7.5      | 1.8      | 183.2                        | 12.5     | -1.3     | 179.9                       | 15.5     | 0.5      |
|                  | Jul/July          | 118.3           | -2.3     | 0.2      | 141.0  | -2.4     | -0.5     | 114.3  | 1.2      | 2.2      | 141.9  | 6.8      | -1.4     | 179.8                        | 6.8      | -1.9     | 181.7                       | 18.8     | 1.0      |
|                  | Ogos/Aug          | 118.3           | -2.2     | 0.0      | 141.6  | -2.3     | 0.4      | 112.7  | -4.2     | -1.4     | 139.4  | 6.0      | -1.8     | 183.7                        | 7.9      | 2.2      | 161.0                       | 3.9      | -11.4    |
|                  | Sept              | 119.4           | 0.2      | 0.9      | 139.1  | -4.7     | -1.8     | 110.1  | 3.3      | -2.3     | 141.0  | 5.7      | 1.1      | 182.3                        | 1.8      | -0.8     | 159.6                       | 3.4      | -0.9     |
|                  | Okt/Oct           | 119.0           | -0.3     | -0.3     | 137.9  | -2.9     | -0.9     | 107.3  | 3.8      | -2.5     | 141.1  | 4.3      | 0.1      | 183.9                        | 5.3      | 0.9      | 161.9                       | 6.0      | 1.4      |

| Tempoh           | Kumpulan      | 032                       |          | 061   |          | 062   |          | 101  |          | 102   |          | 103  |          |
|------------------|---------------|---------------------------|----------|---|----------|---|----------|--|----------|---|----------|--|----------|
| Period           | Group         | Akuakultur<br>Aquaculture |          | Pengekstrakan<br>petroleum<br>mentah<br>Extraction<br>of crude<br>petroleum |          | Pengekstrakan<br>gas asli<br>Extraction<br>of natural gas |          | Pemprosesan dan<br>pengawetan<br>daging<br>Processing and<br>reserving of meat |          | Pemprosesan dan<br>pengawetan ikan,<br>krustasea dan<br>moluska<br>Processing and<br>preserving of fish,<br>crustaceans and<br>molluscs |          | Pemprosesan dan<br>pengawetan<br>buah-buahan dan<br>sayur-sayuran<br>Processing and<br>preserving of fruit<br>and vegetables |          |
| Wajaran (Weight) |               | 0.098                     |          | 5.782   |          | 2.145   |          | 0.392  |          | 0.257   |          | 0.089  |          |
|                  |               | Indeks<br>Index           | YoY<br>% | Indeks<br>Index   | YoY<br>% | Indeks<br>Index   | YoY<br>% | Indeks<br>Index  | YoY<br>% | Indeks<br>Index   | YoY<br>% | Indeks<br>Index  | YoY<br>% |
| 2011             |               | 110.8                     | 10.8     | 137.9   | 37.9     | 130.3   | 30.3     | -  | -        | -   | -        | -  | -        |
| 2012             |               | 112.3                     | 1.4      | 139.5   | 1.2      | 146.3   | 12.3     | -  | -        | -   | -        | -  | -        |
| 2013             |               | 112.3                     | 0.0      | 138.7   | -0.6     | 146.8   | 0.3      | -  | -        | -   | -        | -  | -        |
| 2014             |               | 111.5                     | -0.7     | 127.6   | -8.0     | 158.3   | 7.8      | -  | -        | -   | -        | -  | -        |
| 2015             |               | 111.5                     | 0.0      | 79.2  | -37.9    | 108.9   | -31.2    | -  | -        | -   | -        | -  | -        |
| 2016             |               | 111.2                     | -0.3     | 73.8  | -6.8     | 70.2  | -35.5    | -  | -        | -   | -        | -  | -        |
| 2017             |               | 111.9                     | 0.6      | 96.5  | 30.8     | 72.4  | 3.1      | 110.4  | -        | 110.4   | -        | 110.4  | -        |
| 2018             |               | 133.1                     | 18.9     | 116.6   | 20.8     | 75.4  | 4.1      | 106.0  | -4.0     | 108.8   | -1.4     | 108.0  | -2.2     |
| 2019             |               | 136.8                     | 2.8      | 110.8   | -5.0     | 78.2  | 3.7      | 101.7  | -4.1     | 107.7   | -1.0     | 103.7  | -4.0     |
| 2020             |               | 135.3                     | -1.1     | 66.9  | -39.6    | 63.6  | -18.7    | 106.6  | 4.8      | 108.4   | 0.6      | 104.0  | 0.3      |
| 2021             |               | 131.7                     | -2.7     | 98.8  | 47.7     | 73.7  | 15.9     | 114.4  | 7.3      | 111.0   | 2.4      | 102.1  | -1.8     |
| 2022             |               | 137.0                     | 4.0      | 105.1   | 6.4      | 105.9   | 43.7     | 123.9  | 8.3      | 114.0   | 2.7      | 107.1  | 4.9      |
| 2017             | ST1/Q1        | 107.9                     | -3.2     | 99.2  | 60.8     | 77.1  | -15.6    | 115.0  | -        | 115.0   | -        | 115.0  | -        |
|                  | ST2/Q2        | 109.7                     | -1.6     | 89.3  | 20.4     | 73.7  | 15.9     | 110.9  | -        | 110.9   | -        | 110.9  | -        |
|                  | ST3/Q3        | 113.8                     | 2.1      | 91.3  | 23.9     | 73.5  | 25.0     | 107.8  | -        | 107.8   | -        | 107.8  | -        |
|                  | ST4/Q4        | 116.3                     | 5.5      | 106.3   | 24.2     | 65.3  | -2.4     | 108.0  | -        | 108.0   | -        | 108.0  | -        |
| 2018             | ST1/Q1        | 131.6                     | 22.0     | 108.4   | 9.3      | 71.8  | -6.9     | 109.3  | -5.0     | 107.3   | -6.7     | 107.9  | -6.2     |
|                  | ST2/Q2        | 131.2                     | 19.6     | 118.1   | 32.3     | 75.0  | 1.8      | 106.3  | -4.1     | 107.6   | -3.0     | 110.1  | -0.7     |
|                  | ST3/Q3        | 135.2                     | 18.8     | 124.1   | 35.9     | 78.3  | 6.5      | 104.8  | -2.8     | 110.5   | 2.5      | 109.4  | 1.5      |
|                  | ST4/Q4        | 134.5                     | 15.6     | 115.9   | 9.0      | 76.3  | 16.8     | 103.5  | -4.2     | 109.5   | 1.4      | 104.3  | -3.4     |
| 2019             | ST1/Q1        | 135.7                     | 3.1      | 107.2   | -1.1     | 70.9  | -1.3     | 102.2  | -6.5     | 108.8   | 1.4      | 103.9  | -3.7     |
|                  | ST2/Q2        | 136.1                     | 3.7      | 117.1   | -0.8     | 69.5  | -7.3     | 101.5  | -4.5     | 107.4   | -0.2     | 103.4  | -6.1     |
|                  | ST3/Q3        | 137.7                     | 1.8      | 106.5   | -14.2    | 80.2  | 2.4      | 101.5  | -3.1     | 106.8   | -3.3     | 103.5  | -5.4     |
|                  | ST4/Q4        | 137.6                     | 2.3      | 112.5   | -2.9     | 92.3  | 21.0     | 101.5  | -1.9     | 107.9   | -1.5     | 104.0  | -0.3     |
| 2020             | ST1/Q1        | 139.1                     | 2.5      | 92.2  | -14.0    | 75.0  | 5.8      | 102.6  | 0.4      | 107.7   | -1.0     | 104.1  | 0.2      |
|                  | ST2/Q2        | 139.5                     | 2.5      | 49.1  | -58.1    | 63.3  | -8.9     | 103.4  | 1.9      | 107.9   | 0.5      | 104.4  | 1.0      |
|                  | ST3/Q3        | 131.0                     | -4.9     | 64.2  | -39.7    | 56.2  | -29.9    | 110.0  | 8.4      | 109.1   | 2.2      | 104.6  | 1.1      |
|                  | ST4/Q4        | 131.7                     | -4.3     | 62.2  | -44.7    | 59.8  | -35.2    | 110.2  | 8.6      | 108.8   | 0.8      | 103.0  | -1.0     |
| 2021             | ST1/Q1        | 132.3                     | -4.9     | 86.9  | -5.7     | 64.1  | -14.5    | 112.1  | 9.3      | 109.9   | 2.0      | 101.2  | -2.8     |
|                  | ST2/Q2        | 131.0                     | -6.1     | 96.6  | 96.7     | 68.1  | 7.6      | 114.0  | 10.3     | 110.2   | 2.1      | 100.4  | -3.8     |
|                  | ST3/Q3        | 131.0                     | 0.0      | 104.8   | 63.2     | 79.2  | 40.9     | 112.6  | 2.4      | 111.7   | 2.4      | 102.2  | -2.3     |
|                  | ST4/Q4        | 132.3                     | 0.5      | 106.9   | 71.9     | 83.3  | 39.3     | 119.0  | 8.0      | 112.2   | 3.1      | 104.6  | 1.6      |
| 2022             | ST1/Q1        | 134.8                     | 1.9      | 109.5   | 26.0     | 90.4  | 41.0     | 119.9  | 7.0      | 113.1   | 2.9      | 105.3  | 4.1      |
|                  | ST2/Q2        | 135.7                     | 3.6      | 110.2   | 14.1     | 97.8  | 43.6     | 122.6  | 7.5      | 113.0   | 2.5      | 106.4  | 6.0      |
|                  | ST3/Q3        | 138.4                     | 5.6      | 102.9   | -1.8     | 109.2   | 37.9     | 125.2  | 11.2     | 114.6   | 2.6      | 107.7  | 5.4      |
|                  | ST4/Q4        | 139.1                     | 5.1      | 97.6  | -8.7     | 126.5   | 51.9     | 128.0  | 7.6      | 115.2   | 2.7      | 108.8  | 4.0      |
| 2023             | ST1/Q1        | 139.5                     | 0.3      | 91.2  | -6.6     | 124.0   | -2.0     | 132.4  | 3.4      | 114.0   | -1.0     | 111.0  | 2.0      |
|                  | ST2/Q2        | 140.7                     | 0.9      | 90.2  | -1.1     | 116.8   | -5.8     | 135.6  | 2.4      | 116.8   | 2.5      | 111.6  | 0.5      |
|                  | ST3/Q3        | 141.8                     | 0.8      | 97.9  | 8.5      | 114.2   | -2.2     | 134.4  | -0.9     | 118.2   | 1.2      | 114.2  | 2.3      |
| 2022             | Jan - Okt/Oct | 137.0                     | 4.0      | 105.1   | 6.4      | 105.9   | 43.7     | 123.9  | 8.3      | 114.0   | 2.7      | 107.1  | 4.9      |
| 2023             | Jan - Okt/Oct | 140.7                     | 2.7      | 94.2  | -10.4    | 117.3   | 10.8     | 133.9  | 8.1      | 116.9   | 2.5      | 112.6  | 5.1      |

| Tempoh<br>Period | Kumpulan<br>Group | 032                       |          |          | 061   |          |          | 062   |          |          | 101  |          |          | 102   |          |          | 103  |          |          |
|------------------|-------------------|---------------------------|----------|----------|---|----------|----------|---|----------|----------|--|----------|----------|---|----------|----------|--|----------|----------|
|                  |                   | Akuakultur<br>Aquaculture |          |          | Pengekstrakan<br>petroleum<br>mentah<br>Extraction<br>of crude<br>petroleum |          |          | Pengekstrakan<br>gas asli<br>Extraction<br>of natural gas |          |          | Pemprosesan dan<br>pengawetan<br>daging<br>Processing and<br>reserving of meat |          |          | Pemprosesan dan<br>pengawetan ikan,<br>krustasea dan<br>moluska<br>Processing and<br>preserving of fish,<br>crustaceans and<br>molluscs |          |          | Pemprosesan dan<br>pengawetan<br>buah-buahan dan<br>sayur-sayuran<br>Processing and<br>preserving of fruit<br>and vegetables |          |          |
| Wajaran (Weight) |                   | 0.098                     |          |          | 5.782   |          |          | 2.145   |          |          | 0.392  |          |          | 0.257   |          |          | 0.089  |          |          |
|                  |                   | Indeks<br>Index           | YoY<br>% | MoM<br>% | Indeks<br>Index   | YoY<br>% | MoM<br>% | Indeks<br>Index   | YoY<br>% | MoM<br>% | Indeks<br>Index  | YoY<br>% | MoM<br>% | Indeks<br>Index   | YoY<br>% | MoM<br>% | Indeks<br>Index  | YoY<br>% | MoM<br>% |
| 2020             | Jan               | 138.9                     | 2.1      | 0.3      | 112.3   | 9.5      | -6.4     | 78.5  | 8.0      | -8.8     | 102.2  | -1.4     | 0.6      | 108.0   | -0.6     | 0.0      | 103.8  | -0.7     | -0.2     |
|                  | Feb               | 139.3                     | 2.7      | 0.3      | 100.0   | -7.8     | -11.0    | 78.8  | 8.5      | 0.4      | 102.4  | 0.9      | 0.2      | 107.6   | -1.6     | -0.4     | 104.6  | 0.5      | 0.8      |
|                  | Mac/Mar           | 139.0                     | 2.5      | -0.2     | 64.3  | -41.8    | -35.7    | 67.8  | 0.4      | -14.0    | 103.1  | 1.6      | 0.7      | 107.4   | -0.9     | -0.2     | 103.9  | 0.8      | -0.7     |
|                  | Apr               | 139.3                     | 3.0      | 0.2      | 39.3  | -67.1    | -38.9    | 67.1  | -0.4     | -1.0     | 100.9  | -0.6     | -2.1     | 107.5   | -0.4     | 0.1      | 103.2  | -0.2     | -0.7     |
|                  | Mei/May           | 139.8                     | 2.3      | 0.4      | 50.5  | -58.3    | 28.5     | 60.4  | -18.8    | -10.0    | 103.3  | 1.8      | 2.4      | 107.5   | 0.1      | 0.0      | 104.2  | 0.8      | 1.0      |
|                  | Jun/June          | 139.4                     | 2.3      | -0.3     | 57.4  | -48.2    | 13.7     | 62.3  | -6.5     | 3.1      | 106.1  | 4.5      | 2.7      | 108.7   | 1.6      | 1.1      | 105.7  | 2.3      | 1.4      |
|                  | Jul/July          | 130.6                     | -5.2     | -6.3     | 64.9  | -39.7    | 13.1     | 56.9  | -22.6    | -8.7     | 107.6  | 6.0      | 1.4      | 109.1   | 2.3      | 0.4      | 105.1  | 1.5      | -0.6     |
|                  | Ogos/Aug          | 131.2                     | -5.2     | 0.5      | 67.4  | -33.7    | 3.9      | 56.9  | -33.6    | 0.0      | 111.6  | 10.0     | 3.7      | 109.2   | 2.5      | 0.1      | 104.7  | 1.2      | -0.4     |
|                  | Sept              | 131.1                     | -4.3     | -0.1     | 60.4  | -45.2    | -10.4    | 54.8  | -32.7    | -3.7     | 110.8  | 9.2      | -0.7     | 108.9   | 1.5      | -0.3     | 104.0  | 0.4      | -0.7     |
|                  | Okt/Oct           | 129.6                     | -5.5     | -1.1     | 56.8  | -45.9    | -6.0     | 59.5  | -32.5    | 8.6      | 110.2  | 8.6      | -0.5     | 108.3   | 0.3      | -0.6     | 103.1  | -1.0     | -0.9     |
|                  | Nov               | 131.9                     | -3.9     | 1.8      | 60.3  | -46.4    | 6.2      | 58.4  | -43.2    | -1.8     | 110.7  | 9.1      | 0.5      | 109.6   | 1.7      | 1.2      | 102.7  | -1.3     | -0.4     |
|                  | Dis/Dec           | 133.7                     | -3.5     | 1.4      | 69.4  | -42.2    | 15.1     | 61.4  | -28.7    | 5.1      | 109.8  | 8.1      | -0.8     | 108.5   | 0.5      | -1.0     | 103.2  | -0.8     | 0.5      |
| 2021             | Jan               | 132.3                     | -4.8     | -1.0     | 78.7  | -29.9    | 13.4     | 62.6  | -20.3    | 2.0      | 112.3  | 9.9      | 2.3      | 109.8   | 1.7      | 1.2      | 101.9  | -1.8     | -1.3     |
|                  | Feb               | 132.9                     | -4.6     | 0.5      | 90.6  | -9.4     | 15.1     | 64.5  | -18.1    | 3.0      | 112.4  | 9.8      | 0.1      | 110.0   | 2.2      | 0.2      | 101.3  | -3.2     | -0.6     |
|                  | Mac/Mar           | 131.8                     | -5.2     | -0.8     | 91.5  | 42.3     | 1.0      | 65.1  | -4.0     | 0.9      | 111.6  | 8.2      | -0.7     | 109.9   | 2.3      | -0.1     | 100.4  | -3.4     | -0.9     |
|                  | Apr               | 130.5                     | -6.3     | -1.0     | 92.4  | 135.1    | 1.0      | 66.3  | -1.2     | 1.8      | 114.2  | 13.2     | 2.3      | 110.2   | 2.5      | 0.3      | 101.1  | -2.0     | 0.7      |
|                  | Mei/May           | 131.8                     | -5.7     | 1.0      | 94.4  | 86.9     | 2.2      | 67.6  | 11.9     | 2.0      | 114.0  | 10.4     | -0.2     | 110.3   | 2.6      | 0.1      | 99.6   | -4.4     | -1.5     |
|                  | Jun/June          | 130.6                     | -6.3     | -0.9     | 102.9   | 79.3     | 9.0      | 70.3  | 12.8     | 4.0      | 113.8  | 7.3      | -0.2     | 110.0   | 1.2      | -0.3     | 100.4  | -5.0     | 0.8      |
|                  | Jul/July          | 131.2                     | 0.5      | 0.5      | 106.7   | 64.4     | 3.7      | 73.9  | 29.9     | 5.1      | 110.9  | 3.1      | -2.5     | 111.3   | 2.0      | 1.2      | 101.2  | -3.7     | 0.8      |
|                  | Ogos/Aug          | 130.7                     | -0.4     | -0.4     | 103.6   | 53.7     | -2.9     | 81.4  | 43.1     | 10.1     | 111.8  | 0.2      | 0.8      | 111.8   | 2.4      | 0.4      | 102.2  | -2.4     | 1.0      |
|                  | Sept              | 131.1                     | 0.0      | 0.3      | 104.1   | 72.4     | 0.5      | 82.4  | 50.4     | 1.2      | 115.1  | 3.9      | 3.0      | 112.0   | 2.8      | 0.2      | 103.2  | -0.8     | 1.0      |
|                  | Okt/Oct           | 132.5                     | 2.2      | 1.1      | 110.3   | 94.2     | 6.0      | 85.2  | 43.2     | 3.4      | 117.6  | 6.7      | 2.2      | 112.1   | 3.5      | 0.1      | 104.1  | 1.0      | 0.9      |
|                  | Nov               | 131.6                     | -0.2     | -0.7     | 108.4   | 79.8     | -1.7     | 80.7  | 38.2     | -5.3     | 120.1  | 8.5      | 2.1      | 112.3   | 2.5      | 0.2      | 104.7  | 1.9      | 0.6      |
|                  | Dis/Dec           | 132.8                     | -0.7     | 0.9      | 101.9   | 46.8     | -6.0     | 84.1  | 37.0     | 4.2      | 119.3  | 8.7      | -0.7     | 112.3   | 3.5      | 0.0      | 104.9  | 1.6      | 0.2      |
| 2022             | Jan               | 134.6                     | 1.7      | 1.4      | 105.1   | 33.5     | 3.1      | 87.0  | 39.0     | 3.4      | 119.6  | 6.5      | 0.3      | 112.7   | 2.6      | 0.4      | 105.0  | 3.0      | 0.1      |
|                  | Feb               | 134.7                     | 1.4      | 0.1      | 108.4   | 19.6     | 3.1      | 91.6  | 42.0     | 5.3      | 119.6  | 6.4      | 0.0      | 113.2   | 2.9      | 0.4      | 105.3  | 3.9      | 0.3      |
|                  | Mac/Mar           | 135.0                     | 2.4      | 0.2      | 114.9   | 25.6     | 6.0      | 92.5  | 42.1     | 1.0      | 120.6  | 8.1      | 0.8      | 113.5   | 3.3      | 0.3      | 105.6  | 5.2      | 0.3      |
|                  | Apr               | 134.9                     | 3.4      | -0.1     | 105.0   | 13.6     | -8.6     | 94.8  | 43.0     | 2.5      | 121.3  | 6.2      | 0.6      | 113.4   | 2.9      | -0.1     | 104.9  | 3.8      | -0.7     |
|                  | Mei/May           | 135.8                     | 3.0      | 0.7      | 109.5   | 16.0     | 4.3      | 97.7  | 44.5     | 3.1      | 122.5  | 7.5      | 1.0      | 112.5   | 2.0      | -0.8     | 107.4  | 7.8      | 2.4      |
|                  | Jun/June          | 136.4                     | 4.4      | 0.4      | 116.0   | 12.7     | 5.9      | 100.8   | 43.4     | 3.2      | 123.9  | 8.9      | 1.1      | 113.2   | 2.9      | 0.6      | 107.0  | 6.6      | -0.4     |
|                  | Jul/July          | 137.2                     | 4.6      | 0.6      | 108.8   | 2.0      | -6.2     | 108.2   | 46.4     | 7.3      | 125.1  | 12.8     | 1.0      | 113.6   | 2.1      | 0.4      | 107.6  | 6.3      | 0.6      |
|                  | Ogos/Aug          | 138.7                     | 6.1      | 1.1      | 104.1   | 0.5      | -4.3     | 106.5   | 30.8     | -1.6     | 125.3  | 12.1     | 0.2      | 114.9   | 2.8      | 1.1      | 107.3  | 5.0      | -0.3     |
|                  | Sept              | 139.4                     | 6.3      | 0.5      | 95.9  | -7.9     | -7.9     | 112.8   | 36.9     | 5.9      | 125.1  | 8.7      | -0.2     | 115.3   | 2.9      | 0.3      | 108.2  | 4.8      | 0.8      |
|                  | Okt/Oct           | 140.0                     | 5.7      | 0.4      | 98.6  | -10.6    | 2.8      | 126.0   | 47.9     | 11.7     | 127.0  | 8.0      | 1.5      | 115.6   | 3.1      | 0.3      | 108.8  | 4.5      | 0.6      |
|                  | Nov               | 138.4                     | 5.2      | -1.1     | 99.3  | -8.4     | 0.7      | 126.0   | 56.1     | 0.0      | 128.1  | 6.7      | 0.9      | 115.0   | 2.4      | -0.5     | 107.9  | 3.1      | -0.8     |
|                  | Dis/Dec           | 138.8                     | 4.5      | 0.3      | 95.0  | -6.8     | -4.3     | 127.4   | 51.5     | 1.1      | 129.0  | 8.1      | 0.7      | 115.1   | 2.5      | 0.1      | 109.7  | 4.6      | 1.7      |
| 2023             | Jan               | 138.9                     | 3.2      | 0.1      | 92.1  | -12.4    | -3.1     | 124.3   | 42.9     | -2.4     | 130.4  | 9.0      | 1.1      | 115.2   | 2.2      | 0.1      | 110.3  | 5.0      | 0.5      |
|                  | Feb               | 139.9                     | 3.9      | 0.7      | 91.0  | -16.1    | -1.2     | 124.4   | 35.8     | 0.1      | 133.6  | 11.7     | 2.5      | 112.8   | -0.4     | -2.1     | 110.8  | 5.2      | 0.5      |
|                  | Mac/Mar           | 139.7                     | 3.5      | -0.1     | 90.5  | -21.2    | -0.5     | 123.2   | 33.2     | -1.0     | 133.3  | 10.5     | -0.2     | 114.0   | 0.4      | 1.1      | 111.8  | 5.9      | 0.9      |
|                  | Apr               | 139.9                     | 3.7      | 0.1      | 91.9  | -12.5    | 1.5      | 120.4   | 27.0     | -2.3     | 133.8  | 10.3     | 0.4      | 115.0   | 1.4      | 0.9      | 111.2  | 6.0      | -0.5     |
|                  | Mei/May           | 140.4                     | 3.4      | 0.4      | 89.7  | -18.1    | -2.4     | 117.1   | 19.9     | -2.7     | 136.1  | 11.1     | 1.7      | 118.2   | 5.1      | 2.8      | 110.9  | 3.3      | -0.3     |
|                  | Jun/June          | 141.7                     | 3.9      | 0.9      | 89.0  | -23.3    | -0.8     | 112.8   | 11.9     | -3.7     | 136.8  | 10.4     | 0.5      | 117.2   | 3.5      | -0.8     | 112.6  | 5.2      | 1.5      |
|                  | Jul/July          | 142.0                     | 3.5      | 0.2      | 92.7  | -14.8    | 4.2      | 112.9   | 4.3      | 0.1      | 135.8  | 8.6      | -0.7     | 116.7   | 2.7      | -0.4     | 114.2  | 6.1      | 1.4      |
|                  | Ogos/Aug          | 141.9                     | 2.3      | -0.1     | 97.3  | -6.5     | 5.0      | 113.7   | 6.8      | 0.7      | 134.9  | 7.7      | -0.7     | 117.7   | 2.4      | 0.9      | 113.5  | 5.8      | -0.6     |
|                  | Sept              | 141.4                     | 1.4      | -0.4     | 103.7   | 8.1      | 6.6      | 115.9   | 2.7      | 1.9      | 132.4  | 5.8      | -1.9     | 120.2   | 4.2      | 2.1      | 114.9  | 6.2      | 1.2      |
|                  | Okt/Oct           | 141.0                     | 0.7      | -0.3     | 104.1   | 5.6      | 0.4      | 108.2   | -14.1    | -6.6     | 131.5  | 3.5      | -0.7     | 122.4   | 5.9      | 1.8      | 115.9  | 6.5      | 0.9      |

**JADUAL  
TABLE 9**
**IHPR (2010=100) Pengeluaran Tempatan dan Perubahan Peratus mengikut Kumpulan (MSIC 2008), Malaysia (samb.)**  
*PPI (2010=100) Local Production and Percentage Change by Group (MSIC 2008), Malaysia (cont'd)*

| Tempoh<br><i>Period</i>   | Kumpulan<br><i>Group</i> | 104  |                 | 105   |                 | 106   |                 | 107  |                 | 108  |                 | 110   |                 |
|---------------------------|--------------------------|--|-----------------|---|-----------------|---|-----------------|--|-----------------|--|-----------------|---|-----------------|
|                           |                          | Pembuatan minyak dan lemak daripada sayuran dan haiwan<br><i>Manufacture of vegetable and animal oils and fats</i> |                 | Pembuatan produk tenusu<br><i>Manufacture of dairy products</i> |                 | Pembuatan produk bijian, kanji dan produk berkanji<br><i>Manufacture of grain mill products, starches and starch products</i> |                 | Pembuatan produk makanan lain<br><i>Manufacture of other food products</i> |                 | Pembuatan makanan haiwan tersedia<br><i>Manufacture of prepared animal feeds</i> |                 | Pembuatan minuman ringan<br><i>Manufacture of beverages</i> |                 |
| Wajaran ( <i>Weight</i> ) |                          | 9.956  |                 | 0.661   |                 | 0.444   |                 | 2.078  |                 | 0.654  |                 | 0.671   |                 |
|                           |                          | Indeks<br><i>Index</i>   | YoY<br><i>%</i> | Indeks<br><i>Index</i>  | YoY<br><i>%</i> | Indeks<br><i>Index</i>  | YoY<br><i>%</i> | Indeks<br><i>Index</i>   | YoY<br><i>%</i> | Indeks<br><i>Index</i>   | YoY<br><i>%</i> | Indeks<br><i>Index</i>                                      | YoY<br><i>%</i> |
| 2011                      |                          | 123.1  | 23.1            | 113.5   | 13.5            | 99.9  | -0.1            | 110.2  | 10.2            | -  | -               | 104.0   | 4.0             |
| 2012                      |                          | 110.3  | -10.4           | 117.8   | 3.8             | 101.3   | 1.4             | 108.9  | -1.2            | -  | -               | 104.8   | 0.8             |
| 2013                      |                          | 92.9   | -15.8           | 120.0   | 1.9             | 103.0   | 1.7             | 108.4  | -0.5            | -  | -               | 103.4   | -1.3            |
| 2014                      |                          | 100.2  | 7.9             | 120.0   | 0.0             | 102.1   | -0.9            | 115.1  | 6.2             | -  | -               | 106.9   | 3.4             |
| 2015                      |                          | 93.5   | -6.7            | 120.1   | 0.1             | 104.3   | 2.2             | 116.3  | 1.0             | -  | -               | 106.4   | -0.5            |
| 2016                      |                          | 99.9   | 6.8             | 120.6   | 0.4             | 105.6   | 1.2             | 117.4  | 0.9             | -  | -               | 107.2   | 0.8             |
| 2017                      |                          | 107.9  | 8.0             | 127.3   | 5.6             | 107.0   | 1.3             | 118.6  | 1.0             | 110.4  | -               | 106.6   | -0.6            |
| 2018                      |                          | 93.5   | -13.3           | 127.4   | 0.1             | 107.8   | 0.7             | 117.0  | -1.3            | 109.0  | -1.3            | 105.9   | -0.7            |
| 2019                      |                          | 85.1   | -9.0            | 122.9   | -3.5            | 108.4   | 0.6             | 115.9  | -0.9            | 109.7  | 0.6             | 106.1   | 0.2             |
| 2020                      |                          | 92.8   | 9.0             | 123.9   | 0.8             | 109.3   | 0.8             | 114.6  | -1.1            | 110.3  | 0.5             | 105.0   | -1.0            |
| 2021                      |                          | 113.5  | 22.3            | 126.3   | 1.9             | 112.3   | 2.7             | 113.8  | -0.7            | 119.8  | 8.6             | 104.3   | -0.7            |
| 2022                      |                          | 129.6  | 14.2            | 138.2   | 9.4             | 120.9   | 7.7             | 117.2  | 3.0             | 137.1  | 14.4            | 104.9   | 0.6             |
| 2017                      | ST1/Q1                   | 114.2  | 19.3            | 124.8   | 3.5             | 106.6   | 1.9             | 117.7  | 0.1             | 115.0  | -               | 106.0   | -0.8            |
|                           | ST2/Q2                   | 108.2  | 10.2            | 128.8   | 6.8             | 106.8   | 0.9             | 119.1  | 1.3             | 110.9  | -               | 106.2   | -0.8            |
|                           | ST3/Q3                   | 104.3  | 5.5             | 128.5   | 6.6             | 107.1   | 0.9             | 119.0  | 1.2             | 107.8  | -               | 107.1   | -0.6            |
|                           | ST4/Q4                   | 104.7  | -1.9            | 127.2   | 5.6             | 107.5   | 1.4             | 118.7  | 1.7             | 108.0  | -               | 107.1   | 0.0             |
| 2018                      | ST1/Q1                   | 99.4   | -13.0           | 129.9   | 4.1             | 108.0   | 1.3             | 117.7  | 0.0             | 105.7  | -8.1            | 106.9   | 0.8             |
|                           | ST2/Q2                   | 95.7   | -11.6           | 128.1   | -0.5            | 108.6   | 1.7             | 116.9  | -1.8            | 108.6  | -2.1            | 105.1   | -1.0            |
|                           | ST3/Q3                   | 91.7   | -12.1           | 125.3   | -2.5            | 107.0   | -0.1            | 116.6  | -2.0            | 110.9  | 2.9             | 105.5   | -1.5            |
|                           | ST4/Q4                   | 87.1   | -16.8           | 126.4   | -0.6            | 107.4   | -0.1            | 116.9  | -1.5            | 110.8  | 2.6             | 105.9   | -1.1            |
| 2019                      | ST1/Q1                   | 85.0   | -14.5           | 122.9   | -5.4            | 108.0   | 0.0             | 116.4  | -1.1            | 110.6  | 4.6             | 105.9   | -0.9            |
|                           | ST2/Q2                   | 84.6   | -11.6           | 123.0   | -4.0            | 108.3   | -0.3            | 116.0  | -0.8            | 108.8  | 0.2             | 106.5   | 1.3             |
|                           | ST3/Q3                   | 84.0   | -8.4            | 122.8   | -2.0            | 108.6   | 1.5             | 115.7  | -0.8            | 110.2  | -0.6            | 106.0   | 0.5             |
|                           | ST4/Q4                   | 87.0   | -0.1            | 122.9   | -2.8            | 108.5   | 1.0             | 115.5  | -1.2            | 109.3  | -1.4            | 105.9   | 0.0             |
| 2020                      | ST1/Q1                   | 93.6   | 10.1            | 122.8   | -0.1            | 108.1   | 0.1             | 115.1  | -1.1            | 109.7  | -0.8            | 106.1   | 0.2             |
|                           | ST2/Q2                   | 88.4   | 4.5             | 124.8   | 1.5             | 108.9   | 0.6             | 115.2  | -0.7            | 110.5  | 1.6             | 104.8   | -1.6            |
|                           | ST3/Q3                   | 90.1   | 7.3             | 124.1   | 1.1             | 109.9   | 1.2             | 114.4  | -1.1            | 110.1  | -0.1            | 104.6   | -1.3            |
|                           | ST4/Q4                   | 99.1   | 13.9            | 123.8   | 0.7             | 110.2   | 1.6             | 113.5  | -1.7            | 111.0  | 1.6             | 104.5   | -1.3            |
| 2021                      | ST1/Q1                   | 107.6  | 15.0            | 124.6   | 1.5             | 110.4   | 2.1             | 113.4  | -1.5            | 115.0  | 4.8             | 105.1   | -0.9            |
|                           | ST2/Q2                   | 112.6  | 27.4            | 124.2   | -0.5            | 111.5   | 2.4             | 113.7  | -1.3            | 119.2  | 7.9             | 104.6   | -0.2            |
|                           | ST3/Q3                   | 114.7  | 27.3            | 125.2   | 0.9             | 113.1   | 2.9             | 114.0  | -0.3            | 122.1  | 10.9            | 103.4   | -1.1            |
|                           | ST4/Q4                   | 119.3  | 20.4            | 131.3   | 6.1             | 114.1   | 3.5             | 114.1  | 0.5             | 123.1  | 10.9            | 104.3   | -0.2            |
| 2022                      | ST1/Q1                   | 127.8  | 18.8            | 136.1   | 9.2             | 114.5   | 3.7             | 114.9  | 1.3             | 126.6  | 10.1            | 103.9   | -1.1            |
|                           | ST2/Q2                   | 139.3  | 23.7            | 136.9   | 10.2            | 119.2   | 6.9             | 116.4  | 2.4             | 135.7  | 13.8            | 104.7   | 0.1             |
|                           | ST3/Q3                   | 130.3  | 13.6            | 139.2   | 11.2            | 124.1   | 9.7             | 118.1  | 3.6             | 142.5  | 16.7            | 104.9   | 1.5             |
|                           | ST4/Q4                   | 121.2  | 1.6             | 140.8   | 7.2             | 126.0   | 10.4            | 119.3  | 4.6             | 143.4  | 16.5            | 106.2   | 1.8             |
| 2023                      | ST1/Q1                   | 118.8  | -2.0            | 143.1   | 1.6             | 130.5   | 3.6             | 120.8  | 1.3             | 144.7  | 0.9             | 106.8   | 0.6             |
|                           | ST2/Q2                   | 119.4  | 0.5             | 144.2   | 0.8             | 131.7   | 0.9             | 121.5  | 0.6             | 146.0  | 0.9             | 105.2   | -1.5            |
|                           | ST3/Q3                   | 115.3  | -3.4            | 143.0   | -0.8            | 130.2   | -1.1            | 121.9  | 0.3             | 143.6  | -1.6            | 106.1   | 0.9             |
| 2022                      | Jan - Okt/Oct            | 129.6  | 14.2            | 138.2   | 9.4             | 120.9   | 7.7             | 117.2  | 3.0             | 137.1  | 14.4            | 104.9   | 0.6             |
| 2023                      | Jan - Okt/Oct            | 117.4  | -9.4            | 142.9   | 3.4             | 131.0   | 8.4             | 121.5  | 3.7             | 144.5  | 5.4             | 106.1   | 1.1             |

**JADUAL  
TABLE 9**
**IHPR (2010=100) Pengeluaran Tempatan dan Perubahan Peratus mengikut Kumpulan (MSIC 2008), Malaysia (samb.)**  
**PPI (2010=100) Local Production and Percentage Change by Group (MSIC 2008), Malaysia (cont'd)**

| Tempoh<br>Period | Kumpulan<br>Group | 104   |          |          | 105  |          |          | 106  |          |          | 107   |          |          | 108   |          |          | 110  |          |          |
|------------------|-------------------|---|----------|----------|--|----------|----------|--|----------|----------|---|----------|----------|---|----------|----------|--|----------|----------|
|                  |                   | Pembuatan minyak dan lemak daripada sayuran dan haiwan<br>Manufacture of vegetable and animal oils and fats |          |          | Pembuatan produk tenusu<br>Manufacture of dairy products |          |          | Pembuatan produk bijian, kanji dan produk berkanji<br>Manufacture of grain mill products, starches and starch products |          |          | Pembuatan produk makanan lain<br>Manufacture of other food products |          |          | Pembuatan makanan haiwan tersedia<br>Manufacture of prepared animal feeds |          |          | Pembuatan minuman ringan<br>Manufacture of beverages |          |          |
| Wajaran (Weight) |                   | 9.956   |          |          | 0.661  |          |          | 0.444  |          |          | 2.078   |          |          | 0.654   |          |          | 0.671  |          |          |
|                  |                   | Indeks<br>Index   | YoY<br>% | MoM<br>% | Indeks<br>Index  | YoY<br>% | MoM<br>% | Indeks<br>Index  | YoY<br>% | MoM<br>% | Indeks<br>Index   | YoY<br>% | MoM<br>% | Indeks<br>Index   | YoY<br>% | MoM<br>% | Indeks<br>Index                                      | YoY<br>% | MoM<br>% |
| 2020             | Jan               | 92.5  | 10.1     | 4.0      | 123.0  | 0.1      | -0.1     | 108.3  | 0.7      | -0.1     | 114.9   | -1.6     | -0.6     | 109.1   | -1.8     | -0.3     | 106.1  | 0.5      | -0.2     |
|                  | Feb               | 94.9  | 11.0     | 2.6      | 122.9  | 0.0      | -0.1     | 107.9  | -0.3     | -0.4     | 115.3   | -0.9     | 0.3      | 109.7   | -0.4     | 0.5      | 106.5  | 0.5      | 0.4      |
|                  | Mac/Mar           | 93.5  | 9.5      | -1.5     | 122.5  | -0.4     | -0.3     | 108.0  | -0.4     | 0.1      | 115.2   | -0.8     | -0.1     | 110.4   | -0.3     | 0.6      | 105.7  | -0.4     | -0.8     |
|                  | Apr               | 90.7  | 6.8      | -3.0     | 123.6  | 0.5      | 0.9      | 108.4  | 0.2      | 0.4      | 115.4   | -0.6     | 0.2      | 111.0   | 1.7      | 0.5      | 105.7  | -0.6     | 0.0      |
|                  | Mei/May           | 88.4  | 4.5      | -2.5     | 125.7  | 2.2      | 1.7      | 109.0  | 0.6      | 0.6      | 114.9   | -0.9     | -0.4     | 110.1   | 0.5      | -0.8     | 104.7  | -1.6     | -0.9     |
|                  | Jun/June          | 86.2  | 2.4      | -2.5     | 125.1  | 1.7      | -0.5     | 109.2  | 0.6      | 0.2      | 115.3   | -0.4     | 0.3      | 110.5   | 2.5      | 0.4      | 104.1  | -2.4     | -0.6     |
|                  | Jul/July          | 87.4  | 4.7      | 1.4      | 124.7  | 1.4      | -0.3     | 109.7  | 1.1      | 0.5      | 114.7   | -0.9     | -0.5     | 109.5   | -0.4     | -0.9     | 104.6  | -1.5     | 0.5      |
|                  | Ogos/Aug          | 90.3  | 8.1      | 3.3      | 124.5  | 1.2      | -0.2     | 109.7  | 0.9      | 0.0      | 114.6   | -1.0     | -0.1     | 110.5   | 0.0      | 0.9      | 104.3  | -1.5     | -0.3     |
|                  | Sept              | 92.5  | 9.0      | 2.4      | 123.0  | 0.5      | -1.2     | 110.2  | 1.6      | 0.5      | 113.9   | -1.5     | -0.6     | 110.3   | 0.2      | -0.2     | 104.8  | -0.9     | 0.5      |
|                  | Okt/Oct           | 96.3  | 12.6     | 4.1      | 123.5  | 0.9      | 0.4      | 109.7  | 1.2      | -0.5     | 113.5   | -1.7     | -0.4     | 109.8   | 0.1      | -0.5     | 104.3  | -1.1     | -0.5     |
|                  | Nov               | 98.7  | 13.8     | 2.5      | 123.9  | 0.6      | 0.3      | 110.6  | 1.7      | 0.8      | 113.5   | -1.7     | 0.0      | 110.1   | 1.1      | 0.3      | 104.3  | -1.5     | 0.0      |
|                  | Dis/Dec           | 102.2   | 15.0     | 3.5      | 124.0  | 0.7      | 0.1      | 110.3  | 1.8      | -0.3     | 113.4   | -1.9     | -0.1     | 113.1   | 3.4      | 2.7      | 104.9  | -1.3     | 0.6      |
| 2021             | Jan               | 105.6   | 14.2     | 3.3      | 125.0  | 1.6      | 0.8      | 110.1  | 1.7      | -0.2     | 113.5   | -1.2     | 0.1      | 113.9   | 4.4      | 0.7      | 105.2  | -0.8     | 0.3      |
|                  | Feb               | 107.6   | 13.4     | 1.9      | 124.4  | 1.2      | -0.5     | 110.5  | 2.4      | 0.4      | 113.5   | -1.6     | 0.0      | 114.7   | 4.6      | 0.7      | 105.3  | -1.1     | 0.1      |
|                  | Mac/Mar           | 109.5   | 17.1     | 1.8      | 124.5  | 1.6      | 0.1      | 110.6  | 2.4      | 0.1      | 113.3   | -1.6     | -0.2     | 116.3   | 5.3      | 1.4      | 104.9  | -0.8     | -0.4     |
|                  | Apr               | 111.1   | 22.5     | 1.5      | 123.7  | 0.1      | -0.6     | 110.8  | 2.2      | 0.2      | 113.5   | -1.6     | 0.2      | 118.1   | 6.4      | 1.5      | 104.7  | -0.9     | -0.2     |
|                  | Mei/May           | 112.9   | 27.7     | 1.6      | 124.3  | -1.1     | 0.5      | 111.4  | 2.2      | 0.5      | 113.8   | -1.0     | 0.3      | 119.1   | 8.2      | 0.8      | 104.5  | -0.2     | -0.2     |
|                  | Jun/June          | 113.8   | 32.0     | 0.8      | 124.6  | -0.4     | 0.2      | 112.3  | 2.8      | 0.8      | 113.8   | -1.3     | 0.0      | 120.3   | 8.9      | 1.0      | 104.5  | 0.4      | 0.0      |
|                  | Jul/July          | 114.1   | 30.5     | 0.3      | 124.8  | 0.1      | 0.2      | 112.4  | 2.5      | 0.1      | 113.7   | -0.9     | -0.1     | 121.5   | 11.0     | 1.0      | 103.9  | -0.7     | -0.6     |
|                  | Ogos/Aug          | 114.7   | 27.0     | 0.5      | 125.3  | 0.6      | 0.4      | 112.8  | 2.8      | 0.4      | 113.9   | -0.6     | 0.2      | 121.8   | 10.2     | 0.2      | 103.2  | -1.1     | -0.7     |
|                  | Sept              | 115.2   | 24.5     | 0.4      | 125.6  | 2.1      | 0.2      | 114.0  | 3.4      | 1.1      | 114.3   | 0.4      | 0.4      | 123.0   | 11.5     | 1.0      | 103.0  | -1.7     | -0.2     |
|                  | Okt/Oct           | 116.9   | 21.4     | 1.5      | 125.5  | 1.6      | -0.1     | 113.8  | 3.7      | -0.2     | 113.9   | 0.4      | -0.3     | 123.0   | 12.0     | 0.0      | 104.2  | -0.1     | 1.2      |
|                  | Nov               | 120.3   | 21.9     | 2.9      | 134.0  | 8.2      | 6.8      | 114.5  | 3.5      | 0.6      | 114.1   | 0.5      | 0.2      | 123.2   | 11.9     | 0.2      | 105.0  | 0.7      | 0.8      |
|                  | Dis/Dec           | 120.7   | 18.1     | 0.3      | 134.4  | 8.4      | 0.3      | 113.9  | 3.3      | -0.5     | 114.4   | 0.9      | 0.3      | 123.0   | 8.8      | -0.2     | 103.7  | -1.1     | -1.2     |
| 2022             | Jan               | 123.6   | 17.0     | 2.4      | 135.7  | 8.6      | 1.0      | 114.5  | 4.0      | 0.5      | 114.4   | 0.8      | 0.0      | 124.5   | 9.3      | 1.2      | 103.5  | -1.6     | -0.2     |
|                  | Feb               | 127.6   | 18.6     | 3.2      | 136.4  | 9.6      | 0.5      | 114.0  | 3.2      | -0.4     | 115.1   | 1.4      | 0.6      | 126.2   | 10.0     | 1.4      | 104.1  | -1.1     | 0.6      |
|                  | Mac/Mar           | 132.3   | 20.8     | 3.7      | 136.2  | 9.4      | -0.1     | 115.0  | 4.0      | 0.9      | 115.1   | 1.6      | 0.0      | 129.2   | 11.1     | 2.4      | 104.1  | -0.8     | 0.0      |
|                  | Apr               | 137.1   | 23.4     | 3.6      | 136.8  | 10.6     | 0.4      | 115.9  | 4.6      | 0.8      | 115.6   | 1.9      | 0.4      | 131.6   | 11.4     | 1.9      | 104.2  | -0.5     | 0.1      |
|                  | Mei/May           | 140.6   | 24.5     | 2.6      | 137.0  | 10.2     | 0.1      | 119.7  | 7.5      | 3.3      | 116.6   | 2.5      | 0.9      | 136.4   | 14.5     | 3.6      | 105.1  | 0.6      | 0.9      |
|                  | Jun/June          | 140.2   | 23.2     | -0.3     | 136.8  | 9.8      | -0.1     | 122.1  | 8.7      | 2.0      | 116.9   | 2.7      | 0.3      | 139.2   | 15.7     | 2.1      | 104.9  | 0.4      | -0.2     |
|                  | Jul/July          | 135.2   | 18.5     | -3.6     | 137.3  | 10.0     | 0.4      | 122.9  | 9.3      | 0.7      | 117.3   | 3.2      | 0.3      | 142.5   | 17.3     | 2.4      | 104.8  | 0.9      | -0.1     |
|                  | Ogos/Aug          | 130.5   | 13.8     | -3.5     | 140.0  | 11.7     | 2.0      | 124.1  | 10.0     | 1.0      | 118.3   | 3.9      | 0.9      | 142.4   | 16.9     | -0.1     | 104.7  | 1.5      | -0.1     |
|                  | Sept              | 125.1   | 8.6      | -4.1     | 140.2  | 11.6     | 0.1      | 125.2  | 9.8      | 0.9      | 118.7   | 3.8      | 0.3      | 142.6   | 15.9     | 0.1      | 105.1  | 2.0      | 0.4      |
|                  | Okt/Oct           | 121.9   | 4.3      | -2.6     | 140.4  | 11.9     | 0.1      | 125.3  | 10.1     | 0.1      | 118.7   | 4.2      | 0.0      | 143.3   | 16.5     | 0.5      | 105.9  | 1.6      | 0.8      |
|                  | Nov               | 121.6   | 1.1      | -0.2     | 141.1  | 5.3      | 0.5      | 126.1  | 10.1     | 0.6      | 119.4   | 4.6      | 0.6      | 143.4   | 16.4     | 0.1      | 106.9  | 1.8      | 0.9      |
|                  | Dis/Dec           | 120.0   | -0.6     | -1.3     | 141.0  | 4.9      | -0.1     | 126.5  | 11.1     | 0.3      | 119.7   | 4.6      | 0.3      | 143.4   | 16.6     | 0.0      | 105.7  | 1.9      | -1.1     |
| 2023             | Jan               | 119.1   | -3.6     | -0.8     | 141.9  | 4.6      | 0.6      | 129.0  | 12.7     | 2.0      | 120.1   | 5.0      | 0.3      | 143.2   | 15.0     | -0.1     | 106.2  | 2.6      | 0.5      |
|                  | Feb               | 118.8   | -6.9     | -0.3     | 143.3  | 5.1      | 1.0      | 130.8  | 14.7     | 1.4      | 120.9   | 5.0      | 0.7      | 145.3   | 15.1     | 1.5      | 108.4  | 4.1      | 2.1      |
|                  | Mac/Mar           | 118.5   | -10.4    | -0.3     | 144.0  | 5.7      | 0.5      | 131.8  | 14.6     | 0.8      | 121.3   | 5.4      | 0.3      | 145.7   | 12.8     | 0.3      | 105.9  | 1.7      | -2.3     |
|                  | Apr               | 120.0   | -12.5    | 1.3      | 143.5  | 4.9      | -0.3     | 132.2  | 14.1     | 0.3      | 121.6   | 5.2      | 0.2      | 146.0   | 10.9     | 0.2      | 105.2  | 1.0      | -0.7     |
|                  | Mei/May           | 119.5   | -15.0    | -0.4     | 142.1  | 3.7      | -1.0     | 131.9  | 10.2     | -0.2     | 121.4   | 4.1      | -0.2     | 145.9   | 7.0      | -0.1     | 105.2  | 0.1      | 0.0      |
|                  | Jun/June          | 118.7   | -15.3    | -0.7     | 146.9  | 7.4      | 3.4      | 131.0  | 7.3      | -0.7     | 121.4   | 3.8      | 0.0      | 146.1   | 5.0      | 0.1      | 105.3  | 0.4      | 0.1      |
|                  | Jul/July          | 116.5   | -13.8    | -1.9     | 146.4  | 6.6      | -0.3     | 129.8  | 5.6      | -0.9     | 121.5   | 3.6      | 0.1      | 144.4   | 1.3      | -1.2     | 104.9  | 0.1      | -0.4     |
|                  | Ogos/Aug          | 115.1   | -11.8    | -1.2     | 141.6  | 1.1      | -3.3     | 130.2  | 4.9      | 0.3      | 122.0   | 3.1      | 0.4      | 143.5   | 0.8      | -0.6     | 106.2  | 1.4      | 1.2      |
|                  | Sept              | 114.4   | -8.6     | -0.6     | 141.1  | 0.6      | -0.4     | 130.6  | 4.3      | 0.3      | 122.1   | 2.9      | 0.1      | 143.0   | 0.3      | -0.3     | 107.2  | 2.0      | 0.9      |
|                  | Okt/Oct           | 113.4   | -7.0     | -0.9     | 138.2  | -1.6     | -2.1     | 132.7  | 5.9      | 1.6      | 122.9   | 3.5      | 0.7      | 141.9   | -1.0     | -0.8     | 106.0  | 0.1      | -1.1     |

| Tempoh<br>Period | Kumpulan<br>Group       | 120  |          | 131  |          | 139   |          | 141  |          | 142   |          | 143   |          |
|------------------|-------------------------|--|----------|--|----------|---|----------|--|----------|---|----------|---|----------|
|                  |                         | Indeks<br>Index  | YoY<br>% | Indeks<br>Index  | YoY<br>% | Indeks<br>Index   | YoY<br>% | Indeks<br>Index  | YoY<br>% | Indeks<br>Index   | YoY<br>% | Indeks<br>Index   | YoY<br>% |
|                  |                         | <b>Pembuatan produk tembakau</b><br><i>Manufacture of tobacco products</i> |          | <b>Pemintalan, penenunan dan penyiapan tekstil</b><br><i>Spinning, weaving and finishing of textiles</i> |          | <b>Pembuatan tekstil lain</b><br><i>Manufacture of other textiles</i> |          | <b>Pembuatan pakaian, kecuali pakaian berbulu</b><br><i>Manufacture of wearing apparel, except fur apparel</i> |          | <b>Pembuatan artikel daripada kulit bulu</b><br><i>Manufacture of articles of fur</i> |          | <b>Pembuatan pakaian yang dikait dan dikrusy</b><br><i>Manufacture of knitted and crocheted apparel</i> |          |
|                  | <b>Wajaran (Weight)</b> | <b>0.306</b>   |          | <b>0.440</b>   |          | <b>0.194</b>  |          | <b>0.526</b>   |          | <b>0.004</b>  |          | <b>0.020</b>  |          |
| <b>2011</b>      |                         | 99.6   | -0.4     | 95.0   | -5.0     | -   | -        | 100.6  | 0.6      | -   | -        | -   | -        |
| <b>2012</b>      |                         | 99.6   | 0.0      | 87.5   | -7.9     | -   | -        | 101.7  | 1.1      | -   | -        | -   | -        |
| <b>2013</b>      |                         | 105.7  | 6.1      | 87.7   | 0.2      | -   | -        | 102.2  | 0.5      | -   | -        | -   | -        |
| <b>2014</b>      |                         | 114.6  | 8.4      | 93.5   | 6.6      | -   | -        | 102.5  | 0.3      | -   | -        | -   | -        |
| <b>2015</b>      |                         | 115.9  | 1.1      | 100.8  | 7.8      | -   | -        | 103.5  | 1.0      | -   | -        | -   | -        |
| <b>2016</b>      |                         | 115.9  | 0.0      | 100.5  | -0.3     | -   | -        | 105.1  | 1.5      | -   | -        | -   | -        |
| <b>2017</b>      |                         | 116.3  | 0.3      | 98.2   | -2.3     | 98.2  | -        | 105.6  | 0.5      | 105.6   | -        | 105.6   | -        |
| <b>2018</b>      |                         | 117.0  | 0.6      | 97.3   | -0.9     | 89.7  | -8.7     | 102.3  | -3.1     | 92.3  | -12.6    | 106.6   | 0.9      |
| <b>2019</b>      |                         | 115.8  | -1.0     | 93.7   | -3.7     | 89.9  | 0.2      | 102.7  | 0.4      | 110.5   | 19.7     | 105.3   | -1.2     |
| <b>2020</b>      |                         | 116.1  | 0.3      | 96.2   | 2.7      | 90.7  | 0.9      | 102.1  | -0.6     | 107.9   | -2.4     | 111.9   | 6.3      |
| <b>2021</b>      |                         | 116.4  | 0.3      | 97.8   | 1.7      | 89.7  | -1.1     | 100.2  | -1.9     | 114.9   | 6.5      | 100.5   | -10.2    |
| <b>2022</b>      |                         | 116.4  | 0.0      | 101.6  | 3.9      | 97.7  | 8.9      | 101.3  | 1.1      | 107.4   | -6.5     | 100.5   | 0.0      |
| <b>2017</b>      | <b>ST1/Q1</b>           | 116.3  | 0.3      | 101.0  | -1.1     | 101.0   | -        | 105.5  | 0.6      | 105.5   | -        | 105.5   | -        |
|                  | <b>ST2/Q2</b>           | 116.2  | 0.3      | 99.1   | -0.8     | 99.1  | -        | 106.3  | 1.2      | 106.3   | -        | 106.3   | -        |
|                  | <b>ST3/Q3</b>           | 116.7  | 0.7      | 97.4   | -2.9     | 97.4  | -        | 105.4  | 0.2      | 105.4   | -        | 105.4   | -        |
|                  | <b>ST4/Q4</b>           | 115.9  | 0.0      | 95.2   | -4.5     | 95.2  | -        | 105.3  | -0.2     | 105.3   | -        | 105.3   | -        |
| <b>2018</b>      | <b>ST1/Q1</b>           | 116.5  | 0.2      | 99.1   | -1.9     | 93.9  | -7.0     | 102.6  | -2.7     | 93.6  | -11.3    | 107.8   | 2.2      |
|                  | <b>ST2/Q2</b>           | 116.3  | 0.1      | 97.3   | -1.8     | 88.1  | -11.1    | 101.3  | -4.7     | 91.2  | -14.2    | 108.0   | 1.6      |
|                  | <b>ST3/Q3</b>           | 117.3  | 0.5      | 96.6   | -0.8     | 88.5  | -9.1     | 102.4  | -2.8     | 98.2  | -6.8     | 105.3   | -0.1     |
|                  | <b>ST4/Q4</b>           | 118.0  | 1.8      | 96.3   | 1.2      | 88.2  | -7.4     | 102.8  | -2.4     | 86.1  | -18.2    | 105.3   | 0.0      |
| <b>2019</b>      | <b>ST1/Q1</b>           | 116.5  | 0.0      | 94.3   | -4.8     | 89.5  | -4.7     | 102.8  | 0.2      | 91.2  | -2.6     | 105.3   | -2.3     |
|                  | <b>ST2/Q2</b>           | 115.5  | -0.7     | 93.4   | -4.0     | 89.9  | 2.0      | 102.7  | 1.4      | 115.8   | 27.0     | 105.3   | -2.5     |
|                  | <b>ST3/Q3</b>           | 115.5  | -1.5     | 93.7   | -3.0     | 89.9  | 1.6      | 102.7  | 0.3      | 118.7   | 20.9     | 105.3   | 0.0      |
|                  | <b>ST4/Q4</b>           | 115.5  | -2.1     | 93.3   | -3.1     | 90.2  | 2.3      | 102.6  | -0.2     | 116.4   | 35.2     | 105.3   | 0.0      |
| <b>2020</b>      | <b>ST1/Q1</b>           | 116.0  | -0.4     | 94.6   | 0.3      | 91.2  | 1.9      | 102.8  | 0.0      | 110.9   | 21.6     | 114.3   | 8.5      |
|                  | <b>ST2/Q2</b>           | 116.1  | 0.5      | 97.5   | 4.4      | 90.8  | 1.0      | 103.0  | 0.3      | 111.0   | -4.1     | 116.0   | 10.2     |
|                  | <b>ST3/Q3</b>           | 116.1  | 0.5      | 96.5   | 3.0      | 89.7  | -0.2     | 101.2  | -1.5     | 97.9  | -17.5    | 114.9   | 9.1      |
|                  | <b>ST4/Q4</b>           | 116.1  | 0.5      | 96.2   | 3.1      | 91.1  | 1.0      | 101.4  | -1.2     | 111.6   | -4.1     | 102.3   | -2.8     |
| <b>2021</b>      | <b>ST1/Q1</b>           | 116.4  | 0.3      | 96.0   | 1.5      | 90.2  | -1.1     | 101.6  | -1.2     | 104.8   | -5.5     | 100.5   | -12.1    |
|                  | <b>ST2/Q2</b>           | 116.4  | 0.3      | 97.3   | -0.2     | 89.6  | -1.3     | 98.6   | -4.3     | 128.5   | 15.8     | 100.5   | -13.4    |
|                  | <b>ST3/Q3</b>           | 116.4  | 0.3      | 98.2   | 1.8      | 89.1  | -0.7     | 100.1  | -1.1     | 117.6   | 20.1     | 100.5   | -12.5    |
|                  | <b>ST4/Q4</b>           | 116.4  | 0.3      | 99.7   | 3.6      | 90.0  | -1.2     | 100.3  | -1.1     | 108.8   | -2.5     | 100.5   | -1.8     |
| <b>2022</b>      | <b>ST1/Q1</b>           | 116.4  | 0.0      | 100.4  | 4.6      | 94.0  | 4.2      | 101.1  | -0.5     | 118.8   | 13.4     | 100.5   | 0.0      |
|                  | <b>ST2/Q2</b>           | 116.4  | 0.0      | 101.9  | 4.7      | 96.8  | 8.0      | 101.0  | 2.4      | 114.3   | -11.1    | 100.5   | 0.0      |
|                  | <b>ST3/Q3</b>           | 116.4  | 0.0      | 102.8  | 4.7      | 98.8  | 10.9     | 101.1  | 1.0      | 99.5  | -15.4    | 100.5   | 0.0      |
|                  | <b>ST4/Q4</b>           | 116.4  | 0.0      | 101.5  | 1.8      | 101.3   | 12.6     | 101.8  | 1.5      | 96.9  | -10.9    | 100.5   | 0.0      |
| <b>2023</b>      | <b>ST1/Q1</b>           | 117.0  | 0.5      | 99.8   | -1.7     | 102.0   | 0.7      | 100.3  | -1.5     | 96.4  | -0.5     | 104.8   | 4.3      |
|                  | <b>ST2/Q2</b>           | 118.8  | 1.5      | 103.1  | 3.3      | 102.7   | 0.7      | 99.2   | -1.1     | 102.0   | 5.8      | 104.8   | 0.0      |
|                  | <b>ST3/Q3</b>           | 117.3  | -1.3     | 103.2  | 0.1      | 103.1   | 0.4      | 107.2  | 8.1      | 93.8  | -8.0     | 104.8   | 0.0      |
| <b>2022</b>      | <b>Jan - Okt/Oct</b>    | 116.4  | 0.0      | 101.6  | 3.9      | 97.7  | 8.9      | 101.3  | 1.1      | 107.4   | -6.5     | 100.5   | 0.0      |
| <b>2023</b>      | <b>Jan - Okt/Oct</b>    | 117.6  | 1.0      | 102.2  | 0.6      | 102.8   | 5.2      | 103.0  | 1.7      | 96.6  | -10.1    | 104.8   | 4.3      |

| Tempoh           | Kumpulan | 120   |      |      | 131   |      |      | 139  |      |      | 141   |      |      | 142  |       |       | 143   |       |      |
|------------------|----------|---|------|------|---|------|------|--|------|------|---|------|------|--|-------|-------|---|-------|------|
| Period           | Group    | Pembuatan produk tembakau<br><i>Manufacture of tobacco products</i> |      |      | Pemintalan, penenunan dan penyiapan tekstil<br><i>Spinning, weaving and finishing of textiles</i> |      |      | Pembuatan tekstil lain<br><i>Manufacture of other textiles</i> |      |      | Pembuatan pakaian, kecuali pakaian berbulu<br><i>Manufacture of wearing apparel, except fur apparel</i> |      |      | Pembuatan artikel daripada kulit bulu<br><i>Manufacture of articles of fur</i> |       |       | Pembuatan pakaian yang dikait dan dikrusye<br><i>Manufacture of knitted and crocheted apparel</i> |       |      |
| Wajaran (Weight) |          | 0.306   |      |      | 0.440   |      |      | 0.194  |      |      | 0.526   |      |      | 0.004  |       |       | 0.020   |       |      |
|                  |          | Indeks  | YoY  | MoM  | Indeks  | YoY  | MoM  | Indeks   | YoY  | MoM  | Indeks  | YoY  | MoM  | Indeks   | YoY   | MoM   | Indeks  | YoY   | MoM  |
|                  |          | Index   | %    | %    | Index   | %    | %    | Index  | %    | %    | Index   | %    | %    | Index  | %     | %     | Index   | %     | %    |
| 2020             | Jan      | 116.0   | -2.1 | 0.4  | 93.3  | -1.3 | 0.3  | 91.6   | 2.9  | 1.6  | 102.2   | -0.6 | -0.3 | 117.6  | 46.3  | 0.0   | 110.9   | 5.3   | 5.3  |
|                  | Feb      | 116.0   | 0.4  | 0.0  | 93.7  | -0.6 | 0.4  | 91.2   | 1.8  | -0.4 | 102.8   | 0.2  | 0.6  | 107.5  | 18.1  | -8.6  | 116.0   | 10.2  | 4.6  |
|                  | Mac/Mar  | 116.1   | 0.5  | 0.1  | 96.9  | 3.1  | 3.4  | 90.8   | 1.1  | -0.4 | 103.3   | 0.2  | 0.5  | 107.5  | 5.2   | 0.0   | 116.0   | 10.2  | 0.0  |
|                  | Apr      | 116.1   | 0.5  | 0.0  | 97.2  | 3.7  | 0.3  | 91.1   | 1.3  | 0.3  | 103.0   | 0.3  | -0.3 | 107.5  | -2.1  | 0.0   | 119.0   | 13.0  | 2.6  |
|                  | Mei/May  | 116.1   | 0.5  | 0.0  | 97.8  | 4.4  | 0.6  | 91.0   | 1.2  | -0.1 | 103.4   | 0.4  | 0.4  | 117.7  | -0.9  | 9.5   | 119.0   | 13.0  | 0.0  |
|                  | Jun/June | 116.1   | 0.5  | 0.0  | 97.4  | 5.1  | -0.4 | 90.4   | 0.4  | -0.7 | 102.5   | 0.0  | -0.9 | 107.9  | -9.2  | -8.3  | 110.1   | 4.6   | -7.5 |
|                  | Jul/July | 116.1   | 0.5  | 0.0  | 96.5  | 4.1  | -0.9 | 89.9   | -0.1 | -0.6 | 102.6   | 0.3  | 0.1  | 94.7   | -14.7 | -12.2 | 116.6   | 10.7  | 5.9  |
|                  | Ogos/Aug | 116.1   | 0.5  | 0.0  | 96.4  | 2.6  | -0.1 | 89.5   | -0.6 | -0.4 | 100.6   | -2.3 | -1.9 | 97.0   | -17.9 | 2.4   | 116.4   | 10.5  | -0.2 |
|                  | Sept     | 116.1   | 0.5  | 0.0  | 96.5  | 2.3  | 0.1  | 89.6   | -0.1 | 0.1  | 100.4   | -2.4 | -0.2 | 102.1  | -19.7 | 5.3   | 111.8   | 6.2   | -4.0 |
|                  | Okt/Oct  | 116.1   | 0.5  | 0.0  | 96.0  | 2.6  | -0.5 | 90.9   | 0.9  | 1.5  | 101.1   | -1.6 | 0.7  | 105.3  | -8.1  | 3.1   | 104.8   | -0.5  | -6.3 |
|                  | Nov      | 116.1   | 0.5  | 0.0  | 96.4  | 3.3  | 0.4  | 91.6   | 1.6  | 0.8  | 101.0   | -1.5 | -0.1 | 114.8  | -1.8  | 9.0   | 104.5   | -0.8  | -0.3 |
|                  | Dis/Dec  | 116.1   | 0.5  | 0.0  | 96.1  | 3.3  | -0.3 | 90.8   | 0.7  | -0.9 | 102.1   | -0.4 | 1.1  | 114.8  | -2.4  | 0.0   | 97.7  | -7.2  | -6.5 |
| 2021             | Jan      | 116.4   | 0.3  | 0.3  | 94.9  | 1.7  | -1.2 | 91.4   | -0.2 | 0.7  | 102.9   | 0.7  | 0.8  | 96.5   | -17.9 | -15.9 | 100.5   | -9.4  | 2.9  |
|                  | Feb      | 116.4   | 0.3  | 0.0  | 96.0  | 2.5  | 1.2  | 89.4   | -2.0 | -2.2 | 101.7   | -1.1 | -1.2 | 109.0  | 1.4   | 13.0  | 100.5   | -13.4 | 0.0  |
|                  | Mac/Mar  | 116.4   | 0.3  | 0.0  | 97.0  | 0.1  | 1.0  | 89.8   | -1.1 | 0.4  | 100.3   | -2.9 | -1.4 | 109.0  | 1.4   | 0.0   | 100.5   | -13.4 | 0.0  |
|                  | Apr      | 116.4   | 0.3  | 0.0  | 96.8  | -0.4 | -0.2 | 89.8   | -1.4 | 0.0  | 98.2  | -4.7 | -2.1 | 122.1  | 13.6  | 12.0  | 100.5   | -15.5 | 0.0  |
|                  | Mei/May  | 116.4   | 0.3  | 0.0  | 98.0  | 0.2  | 1.2  | 89.9   | -1.2 | 0.1  | 98.4  | -4.8 | 0.2  | 131.7  | 11.9  | 7.9   | 100.5   | -15.5 | 0.0  |
|                  | Jun/June | 116.4   | 0.3  | 0.0  | 97.2  | -0.2 | -0.8 | 89.1   | -1.4 | -0.9 | 99.3  | -3.1 | 0.9  | 131.7  | 22.1  | 0.0   | 100.5   | -8.7  | 0.0  |
|                  | Jul/July | 116.4   | 0.3  | 0.0  | 98.0  | 1.6  | 0.8  | 88.8   | -1.2 | -0.3 | 98.8  | -3.7 | -0.5 | 131.7  | 39.1  | 0.0   | 100.5   | -13.8 | 0.0  |
|                  | Ogos/Aug | 116.4   | 0.3  | 0.0  | 98.1  | 1.8  | 0.1  | 89.3   | -0.2 | 0.6  | 99.8  | -0.8 | 1.0  | 117.9  | 21.5  | -10.5 | 100.5   | -13.7 | 0.0  |
|                  | Sept     | 116.4   | 0.3  | 0.0  | 98.5  | 2.1  | 0.4  | 89.1   | -0.6 | -0.2 | 101.6   | 1.2  | 1.8  | 103.3  | 1.2   | -12.4 | 100.5   | -10.1 | 0.0  |
|                  | Okt/Oct  | 116.4   | 0.3  | 0.0  | 98.8  | 2.9  | 0.3  | 90.3   | -0.7 | 1.3  | 99.8  | -1.3 | -1.8 | 118.6  | 12.6  | 14.8  | 100.5   | -4.1  | 0.0  |
|                  | Nov      | 116.4   | 0.3  | 0.0  | 100.4   | 4.1  | 1.6  | 89.8   | -2.5 | -1.1 | 101.1   | 0.1  | 1.3  | 101.4  | -11.7 | -14.5 | 100.5   | -3.8  | 0.0  |
|                  | Dis/Dec  | 116.4   | 0.3  | 0.0  | 100.0   | 4.1  | -0.4 | 90.3   | -0.6 | 1.1  | 100.0   | -2.1 | -1.1 | 106.4  | -7.3  | 4.9   | 100.5   | 2.9   | 0.0  |
| 2022             | Jan      | 116.4   | 0.0  | 0.0  | 99.7  | 5.1  | -0.3 | 92.4   | 1.1  | 2.3  | 101.1   | -1.7 | 1.1  | 115.2  | 19.4  | 8.3   | 100.5   | 0.0   | 0.0  |
|                  | Feb      | 116.4   | 0.0  | 0.0  | 100.6   | 4.8  | 0.9  | 94.5   | 5.7  | 2.3  | 101.3   | -0.4 | 0.2  | 115.2  | 5.7   | 0.0   | 100.5   | 0.0   | 0.0  |
|                  | Mac/Mar  | 116.4   | 0.0  | 0.0  | 100.8   | 3.9  | 0.2  | 95.0   | 5.8  | 0.5  | 100.8   | 0.5  | -0.5 | 126.1  | 15.7  | 9.5   | 100.5   | 0.0   | 0.0  |
|                  | Apr      | 116.4   | 0.0  | 0.0  | 101.1   | 4.4  | 0.3  | 95.4   | 6.2  | 0.4  | 101.2   | 3.1  | 0.4  | 114.4  | -6.3  | -9.3  | 100.5   | 0.0   | 0.0  |
|                  | Mei/May  | 116.4   | 0.0  | 0.0  | 102.6   | 4.7  | 1.5  | 97.3   | 8.2  | 2.0  | 101.5   | 3.2  | 0.3  | 106.9  | -18.8 | -6.6  | 100.5   | 0.0   | 0.0  |
|                  | Jun/June | 116.4   | 0.0  | 0.0  | 102.1   | 5.0  | -0.5 | 97.6   | 9.5  | 0.3  | 100.2   | 0.9  | -1.3 | 121.5  | -7.7  | 13.7  | 100.5   | 0.0   | 0.0  |
|                  | Jul/July | 116.4   | 0.0  | 0.0  | 102.8   | 4.9  | 0.7  | 97.9   | 10.2 | 0.3  | 100.8   | 2.0  | 0.6  | 104.3  | -20.8 | -14.2 | 100.5   | 0.0   | 0.0  |
|                  | Ogos/Aug | 116.4   | 0.0  | 0.0  | 102.9   | 4.9  | 0.1  | 99.0   | 10.9 | 1.1  | 100.9   | 1.1  | 0.1  | 93.3   | -20.9 | -10.5 | 100.5   | 0.0   | 0.0  |
|                  | Sept     | 116.4   | 0.0  | 0.0  | 102.6   | 4.2  | -0.3 | 99.6   | 11.8 | 0.6  | 101.7   | 0.1  | 0.8  | 100.8  | -2.4  | 8.0   | 100.5   | 0.0   | 0.0  |
|                  | Okt/Oct  | 116.4   | 0.0  | 0.0  | 101.1   | 2.3  | -1.5 | 101.1  | 12.0 | 1.5  | 101.6   | 1.8  | -0.1 | 99.3   | -16.3 | -1.5  | 100.5   | 0.0   | 0.0  |
|                  | Nov      | 116.4   | 0.0  | 0.0  | 102.2   | 1.8  | 1.1  | 101.1  | 13.2 | 0.0  | 101.4   | 0.3  | -0.2 | 100.4  | -1.0  | 1.1   | 100.5   | 0.0   | 0.0  |
|                  | Dis/Dec  | 116.4   | 0.0  | 0.0  | 101.2   | 1.2  | -1.0 | 101.8  | 12.7 | 0.7  | 102.5   | 2.5  | 1.1  | 91.1   | -14.4 | -9.3  | 100.5   | 0.0   | 0.0  |
| 2023             | Jan      | 116.5   | 0.1  | 0.1  | 97.6  | -2.1 | -3.6 | 101.1  | 9.4  | -0.7 | 102.0   | 0.9  | -0.5 | 87.6   | -24.0 | -3.8  | 104.8   | 4.3   | 4.3  |
|                  | Feb      | 117.3   | 0.8  | 0.7  | 99.5  | -1.1 | 1.9  | 101.7  | 7.6  | 0.6  | 100.3   | -1.0 | -1.7 | 95.2   | -17.4 | 8.7   | 104.8   | 4.3   | 0.0  |
|                  | Mac/Mar  | 117.3   | 0.8  | 0.0  | 102.2   | 1.4  | 2.7  | 103.1  | 8.5  | 1.4  | 98.7  | -2.1 | -1.6 | 106.5  | -15.5 | 11.9  | 104.8   | 4.3   | 0.0  |
|                  | Apr      | 121.8   | 4.6  | 3.8  | 103.2   | 2.1  | 1.0  | 102.6  | 7.5  | -0.5 | 97.6  | -3.6 | -1.1 | 103.2  | -9.8  | -3.1  | 104.8   | 4.3   | 0.0  |
|                  | Mei/May  | 117.3   | 0.8  | -3.7 | 102.9   | 0.3  | -0.3 | 102.4  | 5.2  | -0.2 | 98.5  | -3.0 | 0.9  | 102.5  | -4.1  | -0.7  | 104.8   | 4.3   | 0.0  |
|                  | Jun/June | 117.2   | 0.7  | -0.1 | 103.1   | 1.0  | 0.2  | 103.1  | 5.6  | 0.7  | 101.5   | 1.3  | 3.0  | 100.4  | -17.4 | -2.0  | 104.8   | 4.3   | 0.0  |
|                  | Jul/July | 117.2   | 0.7  | 0.0  | 103.2   | 0.4  | 0.1  | 103.5  | 5.7  | 0.4  | 105.0   | 4.2  | 3.4  | 98.9   | -5.2  | -1.5  | 104.8   | 4.3   | 0.0  |
|                  | Ogos/Aug | 117.4   | 0.9  | 0.2  | 102.8   | -0.1 | -0.4 | 103.0  | 4.0  | -0.5 | 107.3   | 6.3  | 2.2  | 95.5   | 2.4   | -3.4  | 104.8   | 4.3   | 0.0  |
|                  | Sept     | 117.2   | 0.7  | -0.2 | 103.6   | 1.0  | 0.8  | 102.9  | 3.3  | -0.1 | 109.3   | 7.5  | 1.9  | 87.0   | -13.7 | -8.9  | 104.8   | 4.3   | 0.0  |
|                  | Okt/Oct  | 117.2   | 0.7  | 0.0  | 103.6   | 2.5  | 0.0  | 104.5  | 3.4  | 1.6  | 110.0   | 8.3  | 0.6  | 88.8   | -10.6 | 2.1   | 104.8   | 4.3   | 0.0  |

| Tempoh           | Kumpulan      | 151  |       | 152                            |      | 161                                   |      | 162  |      | 170  |      |
|------------------|---------------|--|-------|--------------------------------|------|---------------------------------------|------|--|------|--|------|
| Period           | Group         | Penyamakan dan pembersihan kulit, pembuatan bagasi, beg tangan, pelana dan abah-abah; pembersihan dan pewarnaan bulu       |       | Pembuatan kasut                |      | Pengilangan dan pengetaman kayu       |      | Pembuatan produk daripada kayu, gabus, jerami dan bahan jalinan lain       |      | Pembuatan kertas dan produk kertas             |      |
|                  |               | <i>Tanning and dressing of leather, manufacture of luggage, handbags, saddlery and harness; dressing and dyeing of fur</i> |       | <i>Manufacture of footwear</i> |      | <i>Sawmilling and planing of wood</i> |      | <i>Manufacture of products of wood, cork, straw and plaiting materials</i> |      | <i>Manufacture of paper and paper products</i> |      |
| Wajaran (Weight) |               | 0.065  |       | 0.073                          |      | 0.417                                 |      | 1.261  |      | 1.229  |      |
|                  |               | Indeks   | YoY   | Indeks                         | YoY  | Indeks                                | YoY  | Indeks   | YoY  | Indeks   | YoY  |
|                  |               | Index  | %     | Index                          | %    | Index                                 | %    | Index  | %    | Index  | %    |
| 2011             |               | 100.0  | 0.0   | 99.8                           | -0.2 | 129.7                                 | 29.7 | 108.5  | 8.5  | 103.6  | 3.6  |
| 2012             |               | 100.0  | 0.0   | 99.7                           | -0.1 | 144.9                                 | 11.7 | 109.6  | 1.0  | 102.2  | -1.4 |
| 2013             |               | 100.0  | 0.0   | 99.7                           | 0.0  | 133.3                                 | -8.0 | 111.6  | 1.8  | 101.8  | -0.4 |
| 2014             |               | 100.0  | 0.0   | 99.0                           | -0.7 | 131.0                                 | -1.7 | 113.4  | 1.6  | 103.3  | 1.5  |
| 2015             |               | 105.7  | 5.7   | 101.4                          | 2.4  | 142.1                                 | 8.5  | 117.9  | 4.0  | 103.3  | 0.0  |
| 2016             |               | 108.6  | 2.7   | 111.0                          | 9.5  | 152.9                                 | 7.6  | 119.0  | 0.9  | 106.8  | 3.4  |
| 2017             |               | 107.9  | -0.6  | 103.7                          | -6.6 | 153.9                                 | 0.7  | 120.9  | 1.6  | 113.0  | 5.8  |
| 2018             |               | 99.9   | -7.4  | 107.4                          | 3.6  | 154.1                                 | 0.1  | 122.6  | 1.4  | 114.1  | 1.0  |
| 2019             |               | 99.3   | -0.6  | 107.7                          | 0.3  | 151.8                                 | -1.5 | 124.9  | 1.9  | 113.7  | -0.4 |
| 2020             |               | 102.3  | 3.0   | 106.6                          | -1.0 | 148.6                                 | -2.1 | 122.1  | -2.2 | 111.8  | -1.7 |
| 2021             |               | 103.9  | 1.6   | 104.6                          | -1.9 | 145.7                                 | -2.0 | 124.3  | 1.8  | 115.5  | 3.3  |
| 2022             |               | 103.0  | -0.9  | 102.3                          | -2.2 | 149.6                                 | 2.7  | 138.4  | 11.3 | 122.7  | 6.2  |
| 2016             | ST1/Q1        | 108.6  | 8.6   | 111.1                          | 12.3 | 153.4                                 | 10.8 | 120.3  | 4.8  | 106.2  | 3.5  |
|                  | ST2/Q2        | 108.6  | 2.7   | 111.1                          | 9.0  | 155.6                                 | 11.1 | 118.2  | 1.6  | 107.3  | 4.3  |
|                  | ST3/Q3        | 108.6  | 0.0   | 111.1                          | 8.5  | 151.8                                 | 7.1  | 118.3  | -1.1 | 106.7  | 3.3  |
|                  | ST4/Q4        | 108.6  | 0.0   | 110.8                          | 8.0  | 150.9                                 | 2.0  | 119.3  | -1.2 | 107.0  | 2.5  |
| 2017             | ST1/Q1        | 108.6  | 0.0   | 104.2                          | -6.2 | 151.2                                 | -1.4 | 120.6  | 0.2  | 109.8  | 3.4  |
|                  | ST2/Q2        | 108.4  | -0.2  | 103.7                          | -6.7 | 155.0                                 | -0.4 | 120.8  | 2.2  | 112.2  | 4.6  |
|                  | ST3/Q3        | 107.4  | -1.1  | 103.6                          | -6.8 | 153.7                                 | 1.3  | 120.6  | 1.9  | 114.8  | 7.6  |
|                  | ST4/Q4        | 107.1  | -1.4  | 103.4                          | -6.7 | 155.6                                 | 3.1  | 121.7  | 2.0  | 115.2  | 7.7  |
| 2018             | ST1/Q1        | 106.9  | -1.6  | 105.7                          | 1.4  | 154.7                                 | 2.3  | 120.6  | 0.0  | 114.2  | 4.0  |
|                  | ST2/Q2        | 97.0   | -10.5 | 107.6                          | 3.8  | 154.8                                 | -0.1 | 121.8  | 0.8  | 114.5  | 2.0  |
|                  | ST3/Q3        | 97.9   | -8.8  | 108.1                          | 4.3  | 153.4                                 | -0.2 | 123.5  | 2.4  | 114.0  | -0.7 |
|                  | ST4/Q4        | 97.9   | -8.6  | 108.0                          | 4.4  | 153.4                                 | -1.4 | 124.6  | 2.4  | 113.7  | -1.3 |
| 2019             | ST1/Q1        | 97.9   | -8.4  | 108.1                          | 2.3  | 152.5                                 | -1.4 | 125.2  | 3.8  | 114.4  | 0.2  |
|                  | ST2/Q2        | 98.7   | 1.8   | 107.6                          | 0.0  | 152.1                                 | -1.7 | 125.1  | 2.7  | 113.9  | -0.5 |
|                  | ST3/Q3        | 100.3  | 2.5   | 107.6                          | -0.5 | 152.2                                 | -0.8 | 124.8  | 1.1  | 113.4  | -0.5 |
|                  | ST4/Q4        | 100.3  | 2.5   | 107.6                          | -0.4 | 150.2                                 | -2.1 | 124.5  | -0.1 | 112.9  | -0.7 |
| 2020             | ST1/Q1        | 100.3  | 2.5   | 107.3                          | -0.7 | 150.7                                 | -1.2 | 122.9  | -1.8 | 112.4  | -1.7 |
|                  | ST2/Q2        | 104.6  | 6.0   | 107.5                          | -0.1 | 149.7                                 | -1.6 | 122.8  | -1.8 | 112.0  | -1.7 |
|                  | ST3/Q3        | 102.2  | 1.9   | 105.7                          | -1.8 | 147.8                                 | -2.9 | 122.2  | -2.1 | 111.5  | -1.7 |
|                  | ST4/Q4        | 102.0  | 1.7   | 105.6                          | -1.9 | 146.2                                 | -2.7 | 120.6  | -3.1 | 111.3  | -1.4 |
| 2021             | ST1/Q1        | 103.7  | 3.4   | 105.6                          | -1.6 | 146.1                                 | -3.1 | 120.8  | -1.7 | 112.9  | 0.4  |
|                  | ST2/Q2        | 103.8  | -0.8  | 104.6                          | -2.7 | 145.3                                 | -2.9 | 122.4  | -0.3 | 115.5  | 3.1  |
|                  | ST3/Q3        | 103.9  | 1.7   | 103.9                          | -1.7 | 145.2                                 | -1.8 | 125.6  | 2.8  | 116.5  | 4.5  |
|                  | ST4/Q4        | 104.1  | 2.1   | 104.2                          | -1.3 | 146.1                                 | -0.1 | 128.3  | 6.4  | 117.2  | 5.3  |
| 2022             | ST1/Q1        | 103.8  | 0.1   | 103.6                          | -1.9 | 146.8                                 | 0.5  | 132.9  | 10.0 | 118.2  | 4.7  |
|                  | ST2/Q2        | 101.3  | -2.4  | 101.5                          | -3.0 | 148.8                                 | 2.4  | 137.3  | 12.2 | 121.8  | 5.5  |
|                  | ST3/Q3        | 102.4  | -1.4  | 101.8                          | -2.0 | 150.8                                 | 3.9  | 140.4  | 11.8 | 125.4  | 7.6  |
|                  | ST4/Q4        | 104.3  | 0.2   | 102.2                          | -1.9 | 152.0                                 | 4.0  | 142.9  | 11.4 | 125.3  | 6.9  |
| 2023             | ST1/Q1        | 103.4  | -0.9  | 101.9                          | -0.3 | 153.8                                 | 1.2  | 140.2  | -1.9 | 123.9  | -1.1 |
|                  | ST2/Q2        | 103.0  | -0.4  | 105.7                          | 3.7  | 155.2                                 | 0.9  | 138.1  | -1.5 | 123.2  | -0.6 |
|                  | ST3/Q3        | 98.3   | -4.6  | 111.8                          | 5.8  | 154.7                                 | -0.3 | 137.2  | -0.7 | 120.5  | -2.2 |
| 2022             | Jan - Okt/Oct | 103.0  | -0.9  | 102.3                          | -2.2 | 149.6                                 | 2.7  | 138.4  | 11.3 | 122.7  | 6.2  |
| 2023             | Jan - Okt/Oct | 100.7  | -2.2  | 106.9                          | 4.5  | 154.3                                 | 3.1  | 138.6  | 0.1  | 122.2  | -0.4 |

| Tempoh           | Kumpulan | 151  |       |      | 152   |      |      | 161  |      |      | 162  |      |      | 170  |      |      |
|------------------|----------|--|-------|------|---|------|------|--|------|------|--|------|------|--|------|------|
| Period           | Group    | Penyamakan dan pembersihan kulit, pembuatan bagasi, beg tangan, pelana dan abah-abah; pembersihan dan pewarnaan bulu<br><i>Tanning and dressing of leather, manufacture of luggage, handbags, saddlery and harness; dressing and dyeing of fur</i> |       |      | Pembuatan kasut<br><i>Manufacture of footwear</i> |      |      | Pengilangan dan pengetaman kayu<br><i>Sawmilling and planing of wood</i> |      |      | Pembuatan produk daripada kayu, gabus, jerami dan bahan jalinan lain<br><i>Manufacture of products of wood, cork, straw and plaiting materials</i> |      |      | Pembuatan kertas dan produk kertas<br><i>Manufacture of paper and paper products</i> |      |      |
| Wajaran (Weight) |          | 0.065  |       |      | 0.073   |      |      | 0.417  |      |      | 1.261  |      |      | 1.229  |      |      |
|                  |          | Indeks   | YoY   | MoM  | Indeks  | YoY  | MoM  | Indeks   | YoY  | MoM  | Indeks   | YoY  | MoM  | Indeks   | YoY  | MoM  |
|                  |          | Index  | %     | %    | Index   | %    | %    | Index  | %    | %    | Index  | %    | %    | Index  | %    | %    |
| 2020             | Jan      | 98.7   | 0.8   | -1.7 | 107.7   | -0.3 | 0.1  | 151.3  | -1.0 | 0.3  | 123.4  | -1.6 | -1.1 | 112.6  | -2.2 | 0.2  |
|                  | Feb      | 101.0  | 3.2   | 2.3  | 107.1   | -0.8 | -0.6 | 150.8  | -1.4 | -0.3 | 122.7  | -1.8 | -0.6 | 112.4  | -1.4 | -0.2 |
|                  | Mac/Mar  | 101.1  | 3.3   | 0.1  | 107.1   | -1.0 | 0.0  | 150.1  | -1.1 | -0.5 | 122.7  | -2.1 | 0.0  | 112.2  | -1.7 | -0.2 |
|                  | Apr      | 101.9  | 4.1   | 0.8  | 107.0   | -0.6 | -0.1 | 150.3  | -1.4 | 0.1  | 122.8  | -2.1 | 0.1  | 112.1  | -1.7 | -0.1 |
|                  | Mei/May  | 103.4  | 5.6   | 1.5  | 108.0   | 0.4  | 0.9  | 150.2  | -1.4 | -0.1 | 123.4  | -1.5 | 0.5  | 111.9  | -1.8 | -0.2 |
|                  | Jun/June | 108.5  | 8.3   | 4.9  | 107.6   | 0.0  | -0.4 | 148.7  | -1.9 | -1.0 | 122.3  | -1.8 | -0.9 | 111.9  | -1.7 | 0.0  |
|                  | Jul/July | 102.0  | 1.6   | -6.0 | 105.8   | -1.7 | -1.7 | 148.4  | -3.0 | -0.2 | 121.8  | -1.9 | -0.4 | 112.0  | -1.4 | 0.1  |
|                  | Ogos/Aug | 102.0  | 1.8   | 0.0  | 106.2   | -1.3 | 0.4  | 148.2  | -2.1 | -0.1 | 122.4  | -2.0 | 0.5  | 111.2  | -1.9 | -0.7 |
|                  | Sept     | 102.5  | 2.3   | 0.5  | 105.2   | -2.2 | -0.9 | 146.9  | -3.4 | -0.9 | 122.3  | -2.4 | -0.1 | 111.4  | -1.7 | 0.2  |
|                  | Okt/Oct  | 100.5  | 0.3   | -2.0 | 105.4   | -2.0 | 0.2  | 145.9  | -3.3 | -0.7 | 120.6  | -2.6 | -1.4 | 111.2  | -1.9 | -0.2 |
|                  | Nov      | 102.8  | 2.4   | 2.3  | 105.6   | -1.9 | 0.2  | 146.3  | -1.7 | 0.3  | 120.8  | -3.3 | 0.2  | 111.4  | -1.4 | 0.2  |
|                  | Dis/Dec  | 102.7  | 2.3   | -0.1 | 105.9   | -1.6 | 0.3  | 146.4  | -2.9 | 0.1  | 120.3  | -3.6 | -0.4 | 111.4  | -0.9 | 0.0  |
| 2021             | Jan      | 103.8  | 5.2   | 1.1  | 106.1   | -1.5 | 0.2  | 147.8  | -2.3 | 1.0  | 120.6  | -2.3 | 0.2  | 111.7  | -0.8 | 0.3  |
|                  | Feb      | 103.6  | 2.6   | -0.2 | 105.2   | -1.8 | -0.8 | 145.0  | -3.8 | -1.9 | 120.9  | -1.5 | 0.2  | 113.2  | 0.7  | 1.3  |
|                  | Mac/Mar  | 103.7  | 2.6   | 0.1  | 105.5   | -1.5 | 0.3  | 145.6  | -3.0 | 0.4  | 121.0  | -1.4 | 0.1  | 113.7  | 1.3  | 0.4  |
|                  | Apr      | 103.8  | 1.9   | 0.1  | 105.1   | -1.8 | -0.4 | 145.0  | -3.5 | -0.4 | 121.0  | -1.5 | 0.0  | 115.0  | 2.6  | 1.1  |
|                  | Mei/May  | 103.7  | 0.3   | -0.1 | 104.3   | -3.4 | -0.8 | 144.5  | -3.8 | -0.3 | 122.4  | -0.8 | 1.2  | 115.4  | 3.1  | 0.3  |
|                  | Jun/June | 103.8  | -4.3  | 0.1  | 104.3   | -3.1 | 0.0  | 146.3  | -1.6 | 1.2  | 123.8  | 1.2  | 1.1  | 116.1  | 3.8  | 0.6  |
|                  | Jul/July | 103.8  | 1.8   | 0.0  | 104.1   | -1.6 | -0.2 | 144.9  | -2.4 | -1.0 | 124.9  | 2.5  | 0.9  | 116.2  | 3.8  | 0.1  |
|                  | Ogos/Aug | 103.8  | 1.8   | 0.0  | 103.8   | -2.3 | -0.3 | 145.3  | -2.0 | 0.3  | 125.1  | 2.2  | 0.2  | 116.3  | 4.6  | 0.1  |
|                  | Sept     | 104.1  | 1.6   | 0.3  | 103.7   | -1.4 | -0.1 | 145.5  | -1.0 | 0.1  | 126.8  | 3.7  | 1.4  | 117.0  | 5.0  | 0.6  |
|                  | Okt/Oct  | 104.0  | 3.5   | -0.1 | 103.6   | -1.7 | -0.1 | 145.4  | -0.3 | -0.1 | 127.4  | 5.6  | 0.5  | 117.6  | 5.8  | 0.5  |
|                  | Nov      | 104.1  | 1.3   | 0.1  | 104.3   | -1.2 | 0.7  | 146.6  | 0.2  | 0.8  | 128.0  | 6.0  | 0.5  | 116.9  | 4.9  | -0.6 |
|                  | Dis/Dec  | 104.1  | 1.4   | 0.0  | 104.7   | -1.1 | 0.4  | 146.2  | -0.1 | -0.3 | 129.5  | 7.6  | 1.2  | 117.0  | 5.0  | 0.1  |
| 2022             | Jan      | 104.4  | 0.6   | 0.3  | 104.1   | -1.9 | -0.6 | 147.1  | -0.5 | 0.6  | 130.8  | 8.5  | 1.0  | 116.8  | 4.6  | -0.2 |
|                  | Feb      | 104.2  | 0.6   | -0.2 | 104.0   | -1.1 | -0.1 | 146.3  | 0.9  | -0.5 | 133.0  | 10.0 | 1.7  | 118.2  | 4.4  | 1.2  |
|                  | Mac/Mar  | 102.9  | -0.8  | -1.2 | 102.7   | -2.7 | -1.2 | 147.0  | 1.0  | 0.5  | 135.0  | 11.6 | 1.5  | 119.5  | 5.1  | 1.1  |
|                  | Apr      | 101.4  | -2.3  | -1.5 | 102.0   | -2.9 | -0.7 | 147.6  | 1.8  | 0.4  | 136.5  | 12.8 | 1.1  | 120.8  | 5.0  | 1.1  |
|                  | Mei/May  | 101.1  | -2.5  | -0.3 | 101.0   | -3.2 | -1.0 | 149.2  | 3.3  | 1.1  | 137.1  | 12.0 | 0.4  | 122.0  | 5.7  | 1.0  |
|                  | Jun/June | 101.5  | -2.2  | 0.4  | 101.5   | -2.7 | 0.5  | 149.5  | 2.2  | 0.2  | 138.3  | 11.7 | 0.9  | 122.5  | 5.5  | 0.4  |
|                  | Jul/July | 102.1  | -1.6  | 0.6  | 101.7   | -2.3 | 0.2  | 150.7  | 4.0  | 0.8  | 139.9  | 12.0 | 1.2  | 124.0  | 6.7  | 1.2  |
|                  | Ogos/Aug | 102.0  | -1.7  | -0.1 | 101.7   | -2.0 | 0.0  | 151.1  | 4.0  | 0.3  | 140.2  | 12.1 | 0.2  | 126.0  | 8.3  | 1.6  |
|                  | Sept     | 103.2  | -0.9  | 1.2  | 102.0   | -1.6 | 0.3  | 150.5  | 3.4  | -0.4 | 141.1  | 11.3 | 0.6  | 126.1  | 7.8  | 0.1  |
|                  | Okt/Oct  | 104.9  | 0.9   | 1.6  | 101.9   | -1.6 | -0.1 | 151.2  | 4.0  | 0.5  | 142.4  | 11.8 | 0.9  | 125.8  | 7.0  | -0.2 |
|                  | Nov      | 103.7  | -0.4  | -1.1 | 102.3   | -1.9 | 0.4  | 151.6  | 3.4  | 0.3  | 143.1  | 11.8 | 0.5  | 125.5  | 7.4  | -0.2 |
|                  | Dis/Dec  | 104.2  | 0.1   | 0.5  | 102.4   | -2.2 | 0.1  | 153.1  | 4.7  | 1.0  | 143.2  | 10.6 | 0.1  | 124.6  | 6.5  | -0.7 |
| 2023             | Jan      | 103.7  | -0.7  | -0.5 | 102.3   | -1.7 | -0.1 | 153.4  | 4.3  | 0.2  | 141.9  | 8.5  | -0.9 | 124.4  | 6.5  | -0.2 |
|                  | Feb      | 103.7  | -0.5  | 0.0  | 101.4   | -2.5 | -0.9 | 153.6  | 5.0  | 0.1  | 139.9  | 5.2  | -1.4 | 124.0  | 4.9  | -0.3 |
|                  | Mac/Mar  | 102.7  | -0.2  | -1.0 | 101.9   | -0.8 | 0.5  | 154.3  | 5.0  | 0.5  | 138.8  | 2.8  | -0.8 | 123.4  | 3.3  | -0.5 |
|                  | Apr      | 104.1  | 2.7   | 1.4  | 102.7   | 0.7  | 0.8  | 154.2  | 4.5  | -0.1 | 138.7  | 1.6  | -0.1 | 124.4  | 3.0  | 0.8  |
|                  | Mei/May  | 104.0  | 2.9   | -0.1 | 105.4   | 4.4  | 2.6  | 155.6  | 4.3  | 0.9  | 137.8  | 0.5  | -0.6 | 123.0  | 0.8  | -1.1 |
|                  | Jun/June | 101.0  | -0.5  | -2.9 | 109.1   | 7.5  | 3.5  | 155.8  | 4.2  | 0.1  | 137.7  | -0.4 | -0.1 | 122.3  | -0.2 | -0.6 |
|                  | Jul/July | 101.2  | -0.9  | 0.2  | 111.7   | 9.8  | 2.4  | 156.1  | 3.6  | 0.2  | 136.7  | -2.3 | -0.7 | 121.7  | -1.9 | -0.5 |
|                  | Ogos/Aug | 97.0   | -4.9  | -4.2 | 112.0   | 10.1 | 0.3  | 154.7  | 2.4  | -0.9 | 136.6  | -2.6 | -0.1 | 120.3  | -4.5 | -1.2 |
|                  | Sept     | 96.7   | -6.3  | -0.3 | 111.7   | 9.5  | -0.3 | 153.2  | 1.8  | -1.0 | 138.3  | -2.0 | 1.2  | 119.6  | -5.2 | -0.6 |
|                  | Okt/Oct  | 92.6   | -11.7 | -4.2 | 111.2   | 9.1  | -0.4 | 152.0  | 0.5  | -0.8 | 139.2  | -2.2 | 0.7  | 118.6  | -5.7 | -0.8 |

| Tempoh<br>Period | Kumpulan<br>Group | 181  |          | 192  |          | 201  |          | 202   |          | 203  |          |
|------------------|-------------------|--|----------|--|----------|--|----------|---|----------|--|----------|
|                  |                   | Percetakan dan aktiviti perkhidmatan berkaitan percetakan<br>Printing and service activities related to printing |          | Pembuatan produk petroleum bertapis<br>Manufacture of refined petroleum products |          | Pembuatan kimia asas, baja dan sebatian nitrogen, plastik dan getah sintetik dalam bentuk primer<br>Manufacture of basic chemicals, fertilizers and nitrogen compounds, plastics and synthetic rubber in primary forms |          | Pembuatan produk kimia lain<br>Manufacture of other chemical products |          | Pembuatan serat buatan manusia<br>Manufacture of man-made fibres |          |
| Wajaran (Weight) |                   | 0.723  |          | 10.038   |          | 5.285  |          | 1.370   |          | 0.036  |          |
|                  |                   | Indeks<br>Index  | YoY<br>% | Indeks<br>Index  | YoY<br>% | Indeks<br>Index  | YoY<br>% | Indeks<br>Index   | YoY<br>% | Indeks<br>Index  | YoY<br>% |
| 2011             |                   | 101.8  | 1.8      | 121.3  | 21.3     | 117.3  | 17.3     | 105.3   | 5.3      | -  | -        |
| 2012             |                   | 101.8  | 0.0      | 131.6  | 8.5      | 113.1  | -3.6     | 109.3   | 3.8      | -  | -        |
| 2013             |                   | 102.1  | 0.3      | 130.5  | -0.8     | 115.5  | 2.1      | 108.2   | -1.0     | -  | -        |
| 2014             |                   | 102.1  | 0.0      | 133.2  | 2.1      | 120.2  | 4.1      | 109.5   | 1.2      | -  | -        |
| 2015             |                   | 102.1  | 0.0      | 107.5  | -19.3    | 118.1  | -1.7     | 108.7   | -0.7     | -  | -        |
| 2016             |                   | 102.1  | 0.0      | 92.7   | -13.8    | 113.8  | -3.6     | 107.3   | -1.3     | -  | -        |
| 2017             |                   | 102.5  | 0.4      | 112.6  | 21.5     | 118.2  | 3.9      | 108.0   | 0.7      | 115.9  | -        |
| 2018             |                   | 98.6   | -3.8     | 124.6  | 10.7     | 117.8  | -0.3     | 109.2   | 1.1      | 115.9  | 0.0      |
| 2019             |                   | 99.3   | 0.7      | 126.4  | 1.4      | 112.4  | -4.6     | 109.9   | 0.6      | 111.8  | -3.5     |
| 2020             |                   | 98.1   | -1.2     | 117.7  | -6.9     | 107.4  | -4.4     | 109.0   | -0.8     | 113.1  | 1.2      |
| 2021             |                   | 96.4   | -1.7     | 133.4  | 13.3     | 117.2  | 9.1      | 112.6   | 3.3      | 102.6  | -9.3     |
| 2022             |                   | 96.3   | -0.1     | 160.6  | 20.4     | 128.5  | 9.6      | 118.6   | 5.3      | 100.5  | -2.0     |
| 2017             | ST1/Q1            | 102.5  | 0.4      | 111.3  | 16.7     | 118.9  | 6.6      | 107.2   | -1.0     | 116.3  | -        |
|                  | ST2/Q2            | 102.5  | 0.4      | 111.7  | 29.4     | 119.6  | 5.1      | 108.4   | 0.8      | 117.0  | -        |
|                  | ST3/Q3            | 102.5  | 0.4      | 113.9  | 27.1     | 115.9  | 2.5      | 107.9   | 1.1      | 114.0  | -        |
|                  | ST4/Q4            | 102.5  | 0.4      | 113.7  | 14.2     | 118.6  | 1.6      | 108.3   | 1.6      | 116.2  | -        |
| 2018             | ST1/Q1            | 98.7   | -3.7     | 117.8  | 5.8      | 118.7  | -0.2     | 109.3   | 2.0      | 116.5  | 0.2      |
|                  | ST2/Q2            | 98.2   | -4.2     | 120.9  | 8.2      | 118.3  | -1.1     | 109.1   | 0.6      | 116.2  | -0.7     |
|                  | ST3/Q3            | 98.7   | -3.7     | 127.7  | 12.1     | 117.2  | 1.1      | 109.1   | 1.1      | 115.3  | 1.1      |
|                  | ST4/Q4            | 98.6   | -3.8     | 132.1  | 16.2     | 117.1  | -1.3     | 109.4   | 1.0      | 115.4  | -0.7     |
| 2019             | ST1/Q1            | 99.2   | 0.5      | 129.2  | 9.7      | 113.7  | -4.2     | 109.7   | 0.4      | 112.7  | -3.3     |
|                  | ST2/Q2            | 99.2   | 1.0      | 126.7  | 4.8      | 113.5  | -4.1     | 109.9   | 0.7      | 112.7  | -3.0     |
|                  | ST3/Q3            | 99.3   | 0.6      | 124.9  | -2.2     | 112.0  | -4.4     | 110.3   | 1.1      | 111.6  | -3.2     |
|                  | ST4/Q4            | 99.3   | 0.7      | 124.7  | -5.6     | 110.6  | -5.6     | 109.6   | 0.2      | 110.3  | -4.4     |
| 2020             | ST1/Q1            | 100.0  | 0.8      | 125.5  | -2.9     | 109.4  | -3.8     | 110.0   | 0.3      | 109.4  | -2.9     |
|                  | ST2/Q2            | 99.4   | 0.2      | 118.3  | -6.6     | 107.9  | -4.9     | 109.7   | -0.2     | 114.0  | 1.2      |
|                  | ST3/Q3            | 97.2   | -2.1     | 113.0  | -9.5     | 106.1  | -5.3     | 108.2   | -1.9     | 115.0  | 3.0      |
|                  | ST4/Q4            | 95.7   | -3.6     | 113.9  | -8.7     | 106.4  | -3.8     | 108.2   | -1.3     | 113.9  | 3.3      |
| 2021             | ST1/Q1            | 96.1   | -3.9     | 124.3  | -1.0     | 110.2  | 0.7      | 110.1   | 0.1      | 108.6  | -0.7     |
|                  | ST2/Q2            | 96.2   | -3.2     | 130.2  | 10.1     | 115.7  | 7.2      | 111.9   | 2.0      | 104.1  | -8.7     |
|                  | ST3/Q3            | 97.2   | 0.0      | 136.9  | 21.2     | 120.6  | 13.7     | 113.0   | 4.4      | 98.7   | -14.2    |
|                  | ST4/Q4            | 96.1   | 0.4      | 142.2  | 24.8     | 122.2  | 14.8     | 115.1   | 6.4      | 99.0   | -13.1    |
| 2022             | ST1/Q1            | 94.8   | -1.4     | 150.0  | 20.7     | 125.4  | 13.8     | 116.8   | 6.1      | 99.6   | -8.3     |
|                  | ST2/Q2            | 95.9   | -0.3     | 160.0  | 22.9     | 130.8  | 13.1     | 118.2   | 5.6      | 99.1   | -4.8     |
|                  | ST3/Q3            | 96.6   | -0.6     | 166.3  | 21.5     | 131.4  | 9.0      | 119.2   | 5.5      | 101.3  | 2.6      |
|                  | ST4/Q4            | 97.8   | 1.8      | 166.1  | 16.8     | 126.2  | 3.3      | 120.1   | 4.3      | 102.0  | 3.0      |
| 2023             | ST1/Q1            | 97.5   | -0.3     | 158.5  | -4.6     | 123.5  | -2.1     | 119.6   | -0.4     | 100.0  | -2.0     |
|                  | ST2/Q2            | 94.9   | -2.7     | 152.7  | -3.7     | 123.8  | 0.2      | 119.1   | -0.4     | 100.7  | 0.7      |
|                  | ST3/Q3            | 93.8   | -1.2     | 148.4  | -2.8     | 121.0  | -2.3     | 118.9   | -0.2     | 125.6  | 24.7     |
| 2022             | Jan - Okt/Oct     | 96.3   | -0.1     | 160.6  | 20.4     | 128.5  | 9.6      | 118.6   | 5.3      | 100.5  | -2.0     |
| 2023             | Jan - Okt/Oct     | 95.3   | -1.0     | 153.2  | -4.6     | 122.7  | -4.5     | 119.2   | 0.5      | 111.5  | 10.9     |

| Tempoh<br>Period | Kumpulan<br>Group | 181  |          |          | 192  |          |          | 201  |          |          | 202   |          |          | 203  |          |          |
|------------------|-------------------|--|----------|----------|--|----------|----------|--|----------|----------|---|----------|----------|--|----------|----------|
|                  |                   | Percetakan dan aktiviti perkhidmatan berkaitan percetakan<br>Printing and service activities related to printing |          |          | Pembuatan produk petroleum bertapis<br>Manufacture of refined petroleum products |          |          | Pembuatan kimia asas, baja dan sebatian nitrogen, plastik dan getah sintetik dalam bentuk primer<br>Manufacture of basic chemicals, fertilizers and nitrogen compounds, plastics and synthetic rubber in primary forms |          |          | Pembuatan produk kimia lain<br>Manufacture of other chemical products |          |          | Pembuatan serat buatan manusia<br>Manufacture of man-made fibres |          |          |
| Wajaran (Weight) |                   | 0.723  |          |          | 10.038   |          |          | 5.285  |          |          | 1.370   |          |          | 0.036  |          |          |
|                  |                   | Indeks<br>Index  | YoY<br>% | MoM<br>% | Indeks<br>Index  | YoY<br>% | MoM<br>% | Indeks<br>Index  | YoY<br>% | MoM<br>% | Indeks<br>Index   | YoY<br>% | MoM<br>% | Indeks<br>Index  | YoY<br>% | MoM<br>% |
| 2020             | Jan               | 101.4  | 2.3      | 2.1      | 125.7  | -3.5     | 0.8      | 109.1  | -3.7     | -0.5     | 109.8   | 0.5      | 0.2      | 109.7  | -2.3     | 0.1      |
|                  | Feb               | 98.8   | -0.6     | -2.6     | 126.1  | -2.0     | 0.3      | 109.6  | -3.0     | 0.5      | 110.0   | 0.4      | 0.2      | 109.4  | -2.5     | -0.3     |
|                  | Mac/Mar           | 99.9   | 0.9      | 1.1      | 124.7  | -3.0     | -1.1     | 109.4  | -4.7     | -0.2     | 110.2   | 0.1      | 0.2      | 109.2  | -4.0     | -0.2     |
|                  | Apr               | 99.9   | 0.7      | 0.0      | 121.2  | -5.4     | -2.8     | 108.2  | -5.5     | -1.1     | 110.2   | 0.5      | 0.0      | 109.4  | -3.5     | 0.2      |
|                  | Mei/May           | 98.7   | -0.6     | -1.2     | 117.8  | -7.6     | -2.8     | 108.4  | -4.5     | 0.2      | 110.1   | 0.3      | -0.1     | 116.7  | 3.6      | 6.7      |
|                  | Jun/June          | 99.7   | 0.5      | 1.0      | 115.9  | -7.0     | -1.6     | 107.1  | -4.9     | -1.2     | 108.9   | -1.3     | -1.1     | 116.0  | 3.5      | -0.6     |
|                  | Jul/July          | 99.2   | 0.2      | -0.5     | 113.6  | -9.0     | -2.0     | 106.8  | -4.6     | -0.3     | 107.9   | -2.7     | -0.9     | 114.8  | 2.8      | -1.0     |
|                  | Ogos/Aug          | 96.6   | -2.8     | -2.6     | 113.1  | -9.6     | -0.4     | 105.7  | -5.6     | -1.0     | 108.3   | -1.7     | 0.4      | 115.1  | 3.2      | 0.3      |
|                  | Sept              | 95.8   | -3.6     | -0.8     | 112.3  | -9.9     | -0.7     | 105.7  | -5.5     | 0.0      | 108.4   | -1.4     | 0.1      | 115.0  | 3.1      | -0.1     |
|                  | Okt/Oct           | 96.5   | -2.8     | 0.7      | 110.6  | -11.9    | -1.5     | 106.1  | -4.5     | 0.4      | 108.0   | -1.5     | -0.4     | 113.8  | 2.7      | -1.0     |
|                  | Nov               | 95.6   | -3.8     | -0.9     | 113.3  | -8.5     | 2.4      | 106.7  | -3.9     | 0.6      | 108.1   | -1.3     | 0.1      | 113.8  | 2.9      | 0.0      |
|                  | Dis/Dec           | 95.1   | -4.2     | -0.5     | 117.7  | -5.6     | 3.9      | 106.4  | -2.9     | -0.3     | 108.5   | -1.0     | 0.4      | 114.1  | 4.1      | 0.3      |
| 2021             | Jan               | 95.6   | -5.7     | 0.5      | 122.9  | -2.2     | 4.4      | 107.9  | -1.1     | 1.4      | 109.0   | -0.7     | 0.5      | 113.8  | 3.7      | -0.3     |
|                  | Feb               | 96.4   | -2.4     | 0.8      | 124.4  | -1.3     | 1.2      | 110.7  | 1.0      | 2.6      | 110.5   | 0.5      | 1.4      | 105.8  | -3.3     | -7.0     |
|                  | Mac/Mar           | 96.2   | -3.7     | -0.2     | 125.5  | 0.6      | 0.9      | 112.1  | 2.5      | 1.3      | 110.9   | 0.6      | 0.4      | 106.3  | -2.7     | 0.5      |
|                  | Apr               | 95.9   | -4.0     | -0.3     | 127.8  | 5.4      | 1.8      | 113.6  | 5.0      | 1.3      | 111.0   | 0.7      | 0.1      | 106.7  | -2.5     | 0.4      |
|                  | Mei/May           | 96.6   | -2.1     | 0.7      | 129.9  | 10.3     | 1.6      | 115.4  | 6.5      | 1.6      | 112.4   | 2.1      | 1.3      | 107.4  | -8.0     | 0.7      |
|                  | Jun/June          | 96.0   | -3.7     | -0.6     | 132.9  | 14.7     | 2.3      | 118.2  | 10.4     | 2.4      | 112.4   | 3.2      | 0.0      | 98.3   | -15.3    | -8.5     |
|                  | Jul/July          | 97.2   | -2.0     | 1.3      | 134.7  | 18.6     | 1.4      | 119.8  | 12.2     | 1.4      | 112.4   | 4.2      | 0.0      | 98.5   | -14.2    | 0.2      |
|                  | Ogos/Aug          | 97.0   | 0.4      | -0.2     | 137.4  | 21.5     | 2.0      | 120.5  | 14.0     | 0.6      | 113.4   | 4.7      | 0.9      | 98.8   | -14.2    | 0.3      |
|                  | Sept              | 97.4   | 1.7      | 0.4      | 138.7  | 23.5     | 0.9      | 121.5  | 14.9     | 0.8      | 113.2   | 4.4      | -0.2     | 98.8   | -14.1    | 0.0      |
|                  | Okt/Oct           | 96.0   | -0.5     | -1.4     | 139.6  | 26.2     | 0.6      | 121.1  | 14.1     | -0.3     | 114.0   | 5.6      | 0.7      | 98.9   | -13.1    | 0.1      |
|                  | Nov               | 96.8   | 1.3      | 0.8      | 143.0  | 26.2     | 2.4      | 122.5  | 14.8     | 1.2      | 115.4   | 6.8      | 1.2      | 99.0   | -13.0    | 0.1      |
|                  | Dis/Dec           | 95.4   | 0.3      | -1.4     | 144.0  | 22.3     | 0.7      | 123.0  | 15.6     | 0.4      | 116.0   | 6.9      | 0.5      | 99.1   | -13.1    | 0.1      |
| 2022             | Jan               | 94.2   | -1.5     | -1.3     | 146.5  | 19.2     | 1.7      | 124.1  | 15.0     | 0.9      | 116.5   | 6.9      | 0.4      | 99.0   | -13.0    | -0.1     |
|                  | Feb               | 94.9   | -1.6     | 0.7      | 149.6  | 20.3     | 2.1      | 125.2  | 13.1     | 0.9      | 116.6   | 5.5      | 0.1      | 100.1  | -5.4     | 1.1      |
|                  | Mac/Mar           | 95.4   | -0.8     | 0.5      | 154.0  | 22.7     | 2.9      | 127.0  | 13.3     | 1.4      | 117.2   | 5.7      | 0.5      | 99.8   | -6.1     | -0.3     |
|                  | Apr               | 95.9   | 0.0      | 0.5      | 157.7  | 23.4     | 2.4      | 129.4  | 13.9     | 1.9      | 117.8   | 6.1      | 0.5      | 99.9   | -6.4     | 0.1      |
|                  | Mei/May           | 95.9   | -0.7     | 0.0      | 159.7  | 22.9     | 1.3      | 130.7  | 13.3     | 1.0      | 118.3   | 5.2      | 0.4      | 99.9   | -7.0     | 0.0      |
|                  | Jun/June          | 95.8   | -0.2     | -0.1     | 162.6  | 22.3     | 1.8      | 132.3  | 11.9     | 1.2      | 118.6   | 5.5      | 0.3      | 97.6   | -0.7     | -2.3     |
|                  | Jul/July          | 96.3   | -0.9     | 0.5      | 166.1  | 23.3     | 2.2      | 133.5  | 11.4     | 0.9      | 118.4   | 5.3      | -0.2     | 101.1  | 2.6      | 3.6      |
|                  | Ogos/Aug          | 97.2   | 0.2      | 0.9      | 167.3  | 21.8     | 0.7      | 131.6  | 9.2      | -1.4     | 119.6   | 5.5      | 1.0      | 100.0  | 1.2      | -1.1     |
|                  | Sept              | 96.2   | -1.2     | -1.0     | 165.4  | 19.3     | -1.1     | 129.2  | 6.3      | -1.8     | 119.6   | 5.7      | 0.0      | 102.7  | 3.9      | 2.7      |
|                  | Okt/Oct           | 97.5   | 1.6      | 1.4      | 167.5  | 20.0     | 1.3      | 125.8  | 3.9      | -2.6     | 120.4   | 5.6      | 0.7      | 102.8  | 3.9      | 0.1      |
|                  | Nov               | 97.7   | 0.9      | 0.2      | 166.3  | 16.3     | -0.7     | 126.1  | 2.9      | 0.2      | 120.1   | 4.1      | -0.2     | 101.9  | 2.9      | -0.9     |
|                  | Dis/Dec           | 98.2   | 2.9      | 0.5      | 164.5  | 14.2     | -1.1     | 126.7  | 3.0      | 0.5      | 119.8   | 3.3      | -0.2     | 101.4  | 2.3      | -0.5     |
| 2023             | Jan               | 98.2   | 4.2      | 0.0      | 160.4  | 9.5      | -2.5     | 124.3  | 0.2      | -1.9     | 120.2   | 3.2      | 0.3      | 98.0   | -1.0     | -3.4     |
|                  | Feb               | 97.8   | 3.1      | -0.4     | 158.9  | 6.2      | -0.9     | 123.1  | -1.7     | -1.0     | 119.8   | 2.7      | -0.3     | 100.6  | 0.5      | 2.7      |
|                  | Mac/Mar           | 96.4   | 1.0      | -1.4     | 156.3  | 1.5      | -1.6     | 123.1  | -3.1     | 0.0      | 118.7   | 1.3      | -0.9     | 101.3  | 1.5      | 0.7      |
|                  | Apr               | 95.5   | -0.4     | -0.9     | 155.0  | -1.7     | -0.8     | 124.0  | -4.2     | 0.7      | 119.2   | 1.2      | 0.4      | 100.2  | 0.3      | -1.1     |
|                  | Mei/May           | 95.2   | -0.7     | -0.3     | 153.2  | -4.1     | -1.2     | 124.9  | -4.4     | 0.7      | 118.5   | 0.2      | -0.6     | 101.0  | 1.1      | 0.8      |
|                  | Jun/June          | 93.9   | -2.0     | -1.4     | 149.9  | -7.8     | -2.2     | 122.4  | -7.5     | -2.0     | 119.7   | 0.9      | 1.0      | 101.0  | 3.5      | 0.0      |
|                  | Jul/July          | 93.3   | -3.1     | -0.6     | 146.6  | -11.7    | -2.2     | 121.7  | -8.8     | -0.6     | 118.8   | 0.3      | -0.8     | 113.8  | 12.6     | 12.7     |
|                  | Ogos/Aug          | 93.7   | -3.6     | 0.4      | 144.8  | -13.4    | -1.2     | 120.7  | -8.3     | -0.8     | 118.6   | -0.8     | -0.2     | 127.5  | 27.5     | 12.0     |
|                  | Sept              | 94.3   | -2.0     | 0.6      | 153.7  | -7.1     | 6.1      | 120.5  | -6.7     | -0.2     | 119.2   | -0.3     | 0.5      | 135.6  | 32.0     | 6.4      |
|                  | Okt/Oct           | 94.8   | -2.8     | 0.5      | 152.8  | -8.8     | -0.6     | 122.7  | -2.5     | 1.8      | 119.3   | -0.9     | 0.1      | 135.5  | 31.8     | -0.1     |

| Tempoh<br>Period | Kumpulan<br>Group | 210  |          | 221   |          | 222   |          | 231  |          | 239   |          | 241  |          |
|------------------|-------------------|--|----------|---|----------|---|----------|--|----------|---|----------|--|----------|
|                  |                   | Indeks<br>Index  | YoY<br>% | Indeks<br>Index   | YoY<br>% | Indeks<br>Index   | YoY<br>% | Indeks<br>Index  | YoY<br>% | Indeks<br>Index   | YoY<br>% | Indeks<br>Index  | YoY<br>% |
|                  |                   | Pembuatan produk farmaseutikal, kimia perubatan dan botani<br><i>Manufacture of pharmaceuticals, medicinal chemical and botanical products</i> |          | Pembuatan produk getah<br><i>Manufacture of rubber products</i> |          | Pembuatan produk plastik<br><i>Manufacture of plastics products</i> |          | Pembuatan kaca dan produk kaca<br><i>Manufacture of glass and glass products</i> |          | Pembuatan pengeluaran galian bukan logam t.t.t.l.<br><i>Manufacture of non-metallic mineral products n.e.c.</i> |          | Pembuatan besi dan keluli asas<br><i>Manufacture of basic iron and steel</i> |          |
|                  | Wajaran (Weight)  | 0.287  |          | 2.474   |          | 2.270   |          | 0.365  |          | 2.565   |          | 1.866  |          |
| 2011             |                   | 101.3  | 1.3      | 116.2   | 16.2     | 103.2   | 3.2      | 103.0  | 3.0      | 102.2   | 2.2      | 106.2  | 6.2      |
| 2012             |                   | 104.8  | 3.5      | 102.6   | -11.7    | 104.1   | 0.9      | 109.4  | 6.2      | 105.6   | 3.3      | 105.2  | -0.9     |
| 2013             |                   | 106.2  | 1.3      | 96.7  | -5.8     | 104.0   | -0.1     | 110.9  | 1.4      | 106.8   | 1.1      | 101.3  | -3.7     |
| 2014             |                   | 107.3  | 1.0      | 90.5  | -6.4     | 104.7   | 0.7      | 111.2  | 0.3      | 107.9   | 1.0      | 100.1  | -1.2     |
| 2015             |                   | 107.7  | 0.4      | 89.2  | -1.4     | 105.7   | 1.0      | 111.5  | 0.3      | 109.4   | 1.4      | 95.6   | -4.5     |
| 2016             |                   | 110.7  | 2.8      | 89.9  | 0.8      | 106.7   | 0.9      | 112.4  | 0.8      | 110.8   | 1.3      | 95.7   | 0.1      |
| 2017             |                   | 113.2  | 2.3      | 96.7  | 7.6      | 108.4   | 1.6      | 114.5  | 1.9      | 109.1   | -1.5     | 103.3  | 7.9      |
| 2018             |                   | 117.5  | 3.8      | 89.1  | -7.9     | 107.9   | -0.5     | 112.9  | -1.4     | 106.8   | -2.1     | 107.2  | 3.8      |
| 2019             |                   | 119.2  | 1.4      | 86.7  | -2.7     | 107.7   | -0.2     | 112.2  | -0.6     | 106.7   | -0.1     | 104.1  | -2.9     |
| 2020             |                   | 114.4  | -4.0     | 87.5  | 0.9      | 105.4   | -2.1     | 112.9  | 0.6      | 104.4   | -2.2     | 101.5  | -2.5     |
| 2021             |                   | 112.3  | -1.8     | 97.1  | 11.0     | 106.6   | 1.1      | 114.1  | 1.1      | 102.6   | -1.7     | 107.7  | 6.1      |
| 2022             |                   | 115.5  | 2.8      | 93.9  | -3.3     | 112.0   | 5.1      | 122.6  | 7.4      | 107.6   | 4.9      | 114.0  | 5.8      |
| 2017             | ST1/Q1            | 113.3  | 3.6      | 100.1   | 14.5     | 108.1   | 1.5      | 113.0  | 0.7      | 108.9   | -1.1     | 101.4  | 10.7     |
|                  | ST2/Q2            | 112.4  | 1.8      | 98.2  | 9.8      | 108.4   | 1.7      | 113.8  | 1.2      | 108.9   | -1.9     | 101.5  | 3.5      |
|                  | ST3/Q3            | 112.9  | 1.5      | 95.2  | 6.0      | 108.6   | 1.8      | 115.6  | 2.8      | 109.3   | -2.1     | 103.8  | 8.6      |
|                  | ST4/Q4            | 114.0  | 2.1      | 93.3  | 0.5      | 108.6   | 1.4      | 115.5  | 2.8      | 109.1   | -1.2     | 106.3  | 9.0      |
| 2018             | ST1/Q1            | 116.1  | 2.5      | 90.4  | -9.7     | 108.3   | 0.2      | 114.4  | 1.2      | 107.3   | -1.5     | 108.1  | 6.6      |
|                  | ST2/Q2            | 116.3  | 3.5      | 88.9  | -9.5     | 107.9   | -0.5     | 112.3  | -1.3     | 105.9   | -2.8     | 108.3  | 6.7      |
|                  | ST3/Q3            | 119.3  | 5.7      | 89.1  | -6.4     | 107.5   | -1.0     | 112.4  | -2.8     | 107.2   | -1.9     | 107.2  | 3.3      |
|                  | ST4/Q4            | 118.3  | 3.8      | 88.2  | -5.5     | 107.9   | -0.6     | 112.5  | -2.6     | 106.8   | -2.1     | 105.4  | -0.8     |
| 2019             | ST1/Q1            | 120.2  | 3.5      | 86.3  | -4.5     | 107.7   | -0.6     | 112.4  | -1.7     | 106.6   | -0.7     | 104.7  | -3.1     |
|                  | ST2/Q2            | 119.6  | 2.8      | 87.2  | -1.9     | 107.8   | -0.1     | 112.3  | 0.0      | 106.9   | 0.9      | 104.4  | -3.6     |
|                  | ST3/Q3            | 118.8  | -0.4     | 87.0  | -2.4     | 108.1   | 0.6      | 112.3  | -0.1     | 106.8   | -0.4     | 104.4  | -2.6     |
|                  | ST4/Q4            | 118.3  | 0.0      | 86.3  | -2.2     | 107.2   | -0.6     | 111.7  | -0.7     | 106.5   | -0.3     | 103.0  | -2.3     |
| 2020             | ST1/Q1            | 116.3  | -3.2     | 85.6  | -0.8     | 105.6   | -1.9     | 112.5  | 0.1      | 106.0   | -0.6     | 101.9  | -2.7     |
|                  | ST2/Q2            | 115.9  | -3.1     | 85.2  | -2.3     | 105.9   | -1.8     | 112.5  | 0.2      | 104.8   | -2.0     | 101.9  | -2.4     |
|                  | ST3/Q3            | 114.1  | -4.0     | 87.0  | 0.0      | 105.4   | -2.5     | 113.4  | 1.0      | 104.0   | -2.6     | 101.0  | -3.3     |
|                  | ST4/Q4            | 111.1  | -6.1     | 92.0  | 6.6      | 104.7   | -2.3     | 113.1  | 1.3      | 102.8   | -3.5     | 101.2  | -1.7     |
| 2021             | ST1/Q1            | 112.3  | -3.4     | 95.8  | 11.9     | 104.9   | -0.7     | 113.0  | 0.4      | 101.8   | -4.0     | 103.8  | 1.9      |
|                  | ST2/Q2            | 112.3  | -3.1     | 97.5  | 14.4     | 106.3   | 0.4      | 113.5  | 0.9      | 102.4   | -2.3     | 106.5  | 4.5      |
|                  | ST3/Q3            | 112.3  | -1.6     | 98.2  | 12.9     | 106.7   | 1.2      | 114.2  | 0.7      | 102.4   | -1.5     | 108.9  | 7.8      |
|                  | ST4/Q4            | 112.4  | 1.2      | 97.0  | 5.4      | 108.4   | 3.5      | 115.7  | 2.3      | 103.7   | 0.9      | 111.7  | 10.4     |
| 2022             | ST1/Q1            | 112.9  | 0.5      | 95.3  | -0.5     | 110.3   | 5.1      | 120.0  | 6.2      | 104.2   | 2.4      | 113.1  | 9.0      |
|                  | ST2/Q2            | 114.8  | 2.2      | 94.0  | -3.6     | 111.2   | 4.6      | 122.7  | 8.1      | 107.2   | 4.7      | 115.8  | 8.7      |
|                  | ST3/Q3            | 116.4  | 3.7      | 94.0  | -4.3     | 113.1   | 6.0      | 124.3  | 8.8      | 108.8   | 6.3      | 114.6  | 5.2      |
|                  | ST4/Q4            | 117.7  | 4.7      | 92.1  | -5.1     | 113.5   | 4.7      | 123.5  | 6.7      | 110.1   | 6.2      | 112.3  | 0.5      |
| 2023             | ST1/Q1            | 120.4  | 2.3      | 90.6  | -1.6     | 113.2   | -0.3     | 117.6  | -4.8     | 111.7   | 1.5      | 112.7  | 0.4      |
|                  | ST2/Q2            | 120.6  | 0.2      | 90.1  | -0.6     | 114.8   | 1.4      | 117.6  | 0.0      | 113.4   | 1.5      | 115.1  | 2.1      |
|                  | ST3/Q3            | 121.7  | 0.9      | 90.6  | 0.6      | 115.0   | 0.2      | 117.3  | -0.3     | 114.0   | 0.5      | 114.5  | -0.5     |
| 2022             | Jan - Okt/Oct     | 115.5  | 2.8      | 93.9  | -3.3     | 112.0   | 5.1      | 122.6  | 7.4      | 107.6   | 4.9      | 114.0  | 5.8      |
| 2023             | Jan - Okt/Oct     | 121.2  | 4.9      | 90.5  | -3.6     | 114.4   | 2.1      | 117.3  | -4.3     | 113.1   | 5.1      | 114.1  | 0.1      |

| Tempoh<br>Period | Kumpulan<br>Group | 210   |          |          | 221  |          |          | 222  |          |          | 231   |          |          | 239  |          |          | 241   |          |          |
|------------------|-------------------|---|----------|----------|--|----------|----------|--|----------|----------|---|----------|----------|--|----------|----------|---|----------|----------|
|                  |                   | Pembuatan produk farmaseutikal, kimia perubatan dan botani<br>Manufacture of pharmaceuticals, medicinal chemical and botanical products |          |          | Pembuatan produk getah<br>Manufacture of rubber products |          |          | Pembuatan produk plastik<br>Manufacture of plastics products |          |          | Pembuatan kaca dan produk kaca<br>Manufacture of glass and glass products |          |          | Pembuatan pengeluaran galian bukan logam t.t.t.l.<br>Manufacture of non-metallic mineral products n.e.c. |          |          | Pembuatan besi dan keluli asas<br>Manufacture of basic iron and steel |          |          |
| Wajaran (Weight) |                   | 0.287   |          |          | 2.474  |          |          | 2.270  |          |          | 0.365   |          |          | 2.565  |          |          | 1.866   |          |          |
|                  |                   | Indeks<br>Index   | YoY<br>% | MoM<br>% | Indeks<br>Index  | YoY<br>% | MoM<br>% | Indeks<br>Index  | YoY<br>% | MoM<br>% | Indeks<br>Index   | YoY<br>% | MoM<br>% | Indeks<br>Index  | YoY<br>% | MoM<br>% | Indeks<br>Index   | YoY<br>% | MoM<br>% |
| 2020             | Jan               | 118.0   | -1.3     | -0.9     | 85.4   | -1.5     | -1.2     | 106.2  | -1.4     | -0.8     | 113.2   | 0.6      | 1.5      | 106.5  | -0.2     | -0.1     | 101.9   | -3.1     | -0.3     |
|                  | Feb               | 115.8   | -3.6     | -1.9     | 85.5   | -0.7     | 0.1      | 105.6  | -2.0     | -0.6     | 111.8   | -0.4     | -1.2     | 106.1  | -0.6     | -0.4     | 102.1   | -2.1     | 0.2      |
|                  | Mac/Mar           | 115.2   | -4.7     | -0.5     | 85.8   | -0.3     | 0.4      | 105.1  | -2.2     | -0.5     | 112.4   | 0.1      | 0.5      | 105.3  | -1.0     | -0.8     | 101.8   | -2.6     | -0.3     |
|                  | Apr               | 117.2   | -2.3     | 1.7      | 85.1   | -2.0     | -0.8     | 105.7  | -1.8     | 0.6      | 112.7   | 0.4      | 0.3      | 105.1  | -1.6     | -0.2     | 101.8   | -2.3     | 0.0      |
|                  | Mei/May           | 116.2   | -2.8     | -0.9     | 85.4   | -2.2     | 0.4      | 105.8  | -1.9     | 0.1      | 111.3   | -0.9     | -1.2     | 105.1  | -1.7     | 0.0      | 102.0   | -2.3     | 0.2      |
|                  | Jun/June          | 114.4   | -4.3     | -1.5     | 85.2   | -2.5     | -0.2     | 106.2  | -1.7     | 0.4      | 113.5   | 1.1      | 2.0      | 104.3  | -2.5     | -0.8     | 102.0   | -2.4     | 0.0      |
|                  | Jul/July          | 114.7   | -3.3     | 0.3      | 86.7   | -0.9     | 1.8      | 105.1  | -2.8     | -1.0     | 113.1   | 0.7      | -0.4     | 103.6  | -3.1     | -0.7     | 101.4   | -3.2     | -0.6     |
|                  | Ogos/Aug          | 113.8   | -4.7     | -0.8     | 86.8   | 0.1      | 0.1      | 105.5  | -2.4     | 0.4      | 113.5   | 1.1      | 0.4      | 104.3  | -2.3     | 0.7      | 100.8   | -3.6     | -0.6     |
|                  | Sept              | 113.7   | -3.9     | -0.1     | 87.5   | 0.9      | 0.8      | 105.5  | -2.5     | 0.0      | 113.6   | 1.2      | 0.1      | 104.0  | -2.5     | -0.3     | 100.7   | -3.0     | -0.1     |
|                  | Okt/Oct           | 111.3   | -5.2     | -2.1     | 89.6   | 3.8      | 2.4      | 105.3  | -2.2     | -0.2     | 113.5   | 1.2      | -0.1     | 103.7  | -2.9     | -0.3     | 101.2   | -2.9     | 0.5      |
|                  | Nov               | 110.2   | -7.0     | -1.0     | 92.7   | 7.4      | 3.5      | 104.5  | -2.2     | -0.8     | 113.2   | 1.5      | -0.3     | 102.4  | -3.6     | -1.3     | 101.3   | -1.3     | 0.1      |
|                  | Dis/Dec           | 111.7   | -6.2     | 1.4      | 93.7   | 8.4      | 1.1      | 104.2  | -2.7     | -0.3     | 112.6   | 1.0      | -0.5     | 102.2  | -4.1     | -0.2     | 101.2   | -1.0     | -0.1     |
| 2021             | Jan               | 112.0   | -5.1     | 0.3      | 94.6   | 10.8     | 1.0      | 104.1  | -2.0     | -0.1     | 113.0   | -0.2     | 0.4      | 101.7  | -4.5     | -0.5     | 102.2   | 0.3      | 1.0      |
|                  | Feb               | 112.5   | -2.8     | 0.4      | 95.7   | 11.9     | 1.2      | 105.1  | -0.5     | 1.0      | 113.0   | 1.1      | 0.0      | 101.7  | -4.1     | 0.0      | 104.3   | 2.2      | 2.1      |
|                  | Mac/Mar           | 112.3   | -2.5     | -0.2     | 97.1   | 13.2     | 1.5      | 105.5  | 0.4      | 0.4      | 113.1   | 0.6      | 0.1      | 102.1  | -3.0     | 0.4      | 105.0   | 3.1      | 0.7      |
|                  | Apr               | 112.6   | -3.9     | 0.3      | 97.3   | 14.3     | 0.2      | 105.7  | 0.0      | 0.2      | 113.3   | 0.5      | 0.2      | 102.9  | -2.1     | 0.8      | 106.0   | 4.1      | 1.0      |
|                  | Mei/May           | 111.9   | -3.7     | -0.6     | 97.5   | 14.2     | 0.2      | 106.5  | 0.7      | 0.8      | 113.4   | 1.9      | 0.1      | 102.1  | -2.9     | -0.8     | 106.2   | 4.1      | 0.2      |
|                  | Jun/June          | 112.3   | -1.8     | 0.4      | 97.6   | 14.6     | 0.1      | 106.7  | 0.5      | 0.2      | 113.7   | 0.2      | 0.3      | 102.3  | -1.9     | 0.2      | 107.4   | 5.3      | 1.1      |
|                  | Jul/July          | 112.0   | -2.4     | -0.3     | 97.6   | 12.6     | 0.0      | 106.7  | 1.5      | 0.0      | 114.1   | 0.9      | 0.4      | 102.1  | -1.4     | -0.2     | 108.4   | 6.9      | 0.9      |
|                  | Ogos/Aug          | 112.3   | -1.3     | 0.3      | 98.4   | 13.4     | 0.8      | 106.5  | 0.9      | -0.2     | 114.2   | 0.6      | 0.1      | 102.6  | -1.6     | 0.5      | 109.0   | 8.1      | 0.6      |
|                  | Sept              | 112.7   | -0.9     | 0.4      | 98.7   | 12.8     | 0.3      | 107.0  | 1.4      | 0.5      | 114.2   | 0.5      | 0.0      | 102.4  | -1.5     | -0.2     | 109.2   | 8.4      | 0.2      |
|                  | Okt/Oct           | 112.6   | 1.2      | -0.1     | 97.7   | 9.0      | -1.0     | 107.8  | 2.4      | 0.7      | 115.5   | 1.8      | 1.1      | 103.1  | -0.6     | 0.7      | 110.8   | 9.5      | 1.5      |
|                  | Nov               | 112.5   | 2.1      | -0.1     | 97.1   | 4.7      | -0.6     | 108.1  | 3.4      | 0.3      | 115.5   | 2.0      | 0.0      | 104.3  | 1.9      | 1.2      | 112.0   | 10.6     | 1.1      |
|                  | Dis/Dec           | 112.2   | 0.4      | -0.3     | 96.3   | 2.8      | -0.8     | 109.4  | 5.0      | 1.2      | 116.0   | 3.0      | 0.4      | 103.8  | 1.6      | -0.5     | 112.2   | 10.9     | 0.2      |
| 2022             | Jan               | 112.0   | 0.0      | -0.2     | 95.3   | 0.7      | -1.0     | 110.1  | 5.8      | 0.6      | 117.9   | 4.3      | 1.6      | 103.6  | 1.9      | -0.2     | 112.5   | 10.1     | 0.3      |
|                  | Feb               | 112.8   | 0.3      | 0.7      | 95.6   | -0.1     | 0.3      | 110.3  | 4.9      | 0.2      | 120.1   | 6.3      | 1.9      | 103.7  | 2.0      | 0.1      | 113.4   | 8.7      | 0.8      |
|                  | Mac/Mar           | 114.0   | 1.5      | 1.1      | 94.9   | -2.3     | -0.7     | 110.6  | 4.8      | 0.3      | 121.9   | 7.8      | 1.5      | 105.2  | 3.0      | 1.4      | 113.3   | 7.9      | -0.1     |
|                  | Apr               | 114.9   | 2.0      | 0.8      | 93.6   | -3.8     | -1.4     | 110.5  | 4.5      | -0.1     | 121.7   | 7.4      | -0.2     | 106.1  | 3.1      | 0.9      | 114.7   | 8.2      | 1.2      |
|                  | Mei/May           | 115.1   | 2.9      | 0.2      | 94.2   | -3.4     | 0.6      | 111.1  | 4.3      | 0.5      | 123.0   | 8.5      | 1.1      | 107.9  | 5.7      | 1.7      | 116.5   | 9.7      | 1.6      |
|                  | Jun/June          | 114.5   | 2.0      | -0.5     | 94.3   | -3.4     | 0.1      | 112.1  | 5.1      | 0.9      | 123.3   | 8.4      | 0.2      | 107.7  | 5.3      | -0.2     | 116.3   | 8.3      | -0.2     |
|                  | Jul/July          | 115.2   | 2.9      | 0.6      | 94.2   | -3.5     | -0.1     | 112.8  | 5.7      | 0.6      | 125.0   | 9.6      | 1.4      | 108.2  | 6.0      | 0.5      | 116.0   | 7.0      | -0.3     |
|                  | Ogos/Aug          | 116.7   | 3.9      | 1.3      | 94.7   | -3.8     | 0.5      | 113.7  | 6.8      | 0.8      | 124.5   | 9.0      | -0.4     | 108.9  | 6.1      | 0.6      | 114.3   | 4.9      | -1.5     |
|                  | Sept              | 117.3   | 4.1      | 0.5      | 93.2   | -5.6     | -1.6     | 112.7  | 5.3      | -0.9     | 123.5   | 8.1      | -0.8     | 109.2  | 6.6      | 0.3      | 113.5   | 3.9      | -0.7     |
|                  | Okt/Oct           | 117.4   | 4.3      | 0.1      | 93.2   | -4.6     | 0.0      | 113.0  | 4.8      | 0.3      | 123.6   | 7.0      | 0.1      | 109.8  | 6.5      | 0.5      | 113.0   | 2.0      | -0.4     |
|                  | Nov               | 117.5   | 4.4      | 0.1      | 92.1   | -5.1     | -1.2     | 113.7  | 5.2      | 0.6      | 122.9   | 6.4      | -0.6     | 110.4  | 5.8      | 0.5      | 112.3   | 0.3      | -0.6     |
|                  | Dis/Dec           | 118.2   | 5.3      | 0.6      | 90.9   | -5.6     | -1.3     | 113.9  | 4.1      | 0.2      | 124.0   | 6.9      | 0.9      | 110.0  | 6.0      | -0.4     | 111.7   | -0.4     | -0.5     |
| 2023             | Jan               | 120.9   | 7.9      | 2.3      | 90.9   | -4.6     | 0.0      | 113.6  | 3.2      | -0.3     | 119.6   | 1.4      | -3.5     | 110.9  | 7.0      | 0.8      | 111.2   | -1.2     | -0.4     |
|                  | Feb               | 120.0   | 6.4      | -0.7     | 90.4   | -5.4     | -0.6     | 112.9  | 2.4      | -0.6     | 116.6   | -2.9     | -2.5     | 111.7  | 7.7      | 0.7      | 113.1   | -0.3     | 1.7      |
|                  | Mac/Mar           | 120.4   | 5.6      | 0.3      | 90.6   | -4.5     | 0.2      | 113.1  | 2.3      | 0.2      | 116.5   | -4.4     | -0.1     | 112.4  | 6.8      | 0.6      | 113.7   | 0.4      | 0.5      |
|                  | Apr               | 121.8   | 6.0      | 1.2      | 90.5   | -3.3     | -0.1     | 114.0  | 3.2      | 0.8      | 117.5   | -3.5     | 0.9      | 112.5  | 6.0      | 0.1      | 114.7   | 0.0      | 0.9      |
|                  | Mei/May           | 120.8   | 5.0      | -0.8     | 89.9   | -4.6     | -0.7     | 114.9  | 3.4      | 0.8      | 117.6   | -4.4     | 0.1      | 113.8  | 5.5      | 1.2      | 115.0   | -1.3     | 0.3      |
|                  | Jun/June          | 119.1   | 4.0      | -1.4     | 89.9   | -4.7     | 0.0      | 115.6  | 3.1      | 0.6      | 117.7   | -4.5     | 0.1      | 113.8  | 5.7      | 0.0      | 115.5   | -0.7     | 0.4      |
|                  | Jul/July          | 119.9   | 4.1      | 0.7      | 90.6   | -3.8     | 0.8      | 115.6  | 2.5      | 0.0      | 117.5   | -6.0     | -0.2     | 113.9  | 5.3      | 0.1      | 114.5   | -1.3     | -0.9     |
|                  | Ogos/Aug          | 121.8   | 4.4      | 1.6      | 90.8   | -4.1     | 0.2      | 115.0  | 1.1      | -0.5     | 117.5   | -5.6     | 0.0      | 113.9  | 4.6      | 0.0      | 114.2   | -0.1     | -0.3     |
|                  | Sept              | 123.5   | 5.3      | 1.4      | 90.3   | -3.1     | -0.6     | 114.4  | 1.5      | -0.5     | 116.8   | -5.4     | -0.6     | 114.1  | 4.5      | 0.2      | 114.9   | 1.2      | 0.6      |
|                  | Okt/Oct           | 123.8   | 5.5      | 0.2      | 91.5   | -1.8     | 1.3      | 114.6  | 1.4      | 0.2      | 115.5   | -6.6     | -1.1     | 113.7  | 3.6      | -0.4     | 114.3   | 1.2      | -0.5     |

| Tempoh           | Kumpulan      | 242   |          | 243   |          | 251  |          | 252  |          | 259   |          | 261   |          |
|------------------|---------------|---|----------|---|----------|--|----------|--|----------|---|----------|---|----------|
| Period           | Group         | Pembuatan logam asas berharga dan logam bukan ferus lain<br><i>Manufacture of basic precious and other non-ferrous metals</i> |          | Penuangan logam<br><i>Casting of metals</i> |          | Pembuatan produk struktur logam, tangki, takungan dan penjana wap<br><i>Manufacture of structural metal products, tanks, reservoirs and steam generators</i> |          | Pembuatan senjata dan peluru<br><i>Manufacture of weapons and ammunition</i> |          | Pembuatan produk lain yang direka daripada logam; aktiviti perkhidmatan kerja logam<br><i>Manufacture of other fabricated metal products; metalworking service activities</i> |          | Pembuatan komponen dan papan elektronik<br><i>Manufacture of electronic components and boards</i> |          |
| Wajaran (Weight) |               | 1.035   |          | 0.163                                       |          | 1.354  |          | 0.015  |          | 2.251   |          | 10.631  |          |
|                  |               | Indeks<br>Index   | YoY<br>% | Indeks<br>Index                             | YoY<br>% | Indeks<br>Index  | YoY<br>% | Indeks<br>Index  | YoY<br>% | Indeks<br>Index   | YoY<br>% | Indeks<br>Index   | YoY<br>% |
| 2011             |               | 106.9   | 6.9      | -   | -        | 101.0  | 1.0      | -  | -        | 101.7   | 1.7      | 98.4  | -1.6     |
| 2012             |               | 102.4   | -4.2     | -   | -        | 101.2  | 0.2      | -  | -        | 101.4   | -0.3     | 106.1   | 7.8      |
| 2013             |               | 100.6   | -1.8     | -   | -        | 101.2  | 0.0      | -  | -        | 100.6   | -0.8     | 106.1   | 0.0      |
| 2014             |               | 102.4   | 1.8      | -   | -        | 100.5  | -0.7     | -  | -        | 100.5   | -0.1     | 109.2   | 2.9      |
| 2015             |               | 103.4   | 1.0      | -   | -        | 99.7   | -0.8     | -  | -        | 99.7  | -0.8     | 114.6   | 4.9      |
| 2016             |               | 102.5   | -0.9     | -   | -        | 100.1  | 0.4      | -  | -        | 100.0   | 0.3      | 115.3   | 0.6      |
| 2017             |               | 110.1   | 7.4      | 105.7                                       | -        | 103.3  | 3.2      | 102.6  | -        | 102.3   | 2.3      | 115.6   | 0.3      |
| 2018             |               | 111.5   | 1.3      | 115.8                                       | 9.6      | 102.1  | -1.2     | 101.9  | -0.7     | 101.9   | -0.4     | 111.1   | -3.9     |
| 2019             |               | 111.2   | -0.3     | 113.3                                       | -2.2     | 101.3  | -0.8     | 100.7  | -1.2     | 100.5   | -1.4     | 111.7   | 0.5      |
| 2020             |               | 110.8   | -0.4     | 114.2                                       | 0.8      | 98.8   | -2.5     | 98.6   | -2.1     | 98.6  | -1.9     | 114.0   | 2.1      |
| 2021             |               | 117.5   | 6.0      | 114.5                                       | 0.3      | 101.3  | 2.5      | 102.2  | 3.7      | 102.9   | 4.4      | 113.3   | -0.6     |
| 2022             |               | 126.6   | 7.7      | 121.6                                       | 6.2      | 105.3  | 3.9      | 109.7  | 7.3      | 112.5   | 9.3      | 119.1   | 5.1      |
| 2017             | ST1/Q1        | 108.9   | 6.5      | 104.1                                       | -        | 102.7  | 3.3      | 102.0  | -        | 101.8   | 2.1      | 116.6   | 1.0      |
|                  | ST2/Q2        | 109.7   | 8.2      | 104.5                                       | -        | 102.8  | 3.0      | 102.3  | -        | 102.0   | 2.0      | 115.9   | 1.4      |
|                  | ST3/Q3        | 110.1   | 8.0      | 106.1                                       | -        | 103.2  | 3.4      | 102.4  | -        | 102.1   | 1.9      | 115.6   | 0.6      |
|                  | ST4/Q4        | 111.7   | 6.9      | 108.2                                       | -        | 104.3  | 2.8      | 103.5  | -        | 103.3   | 3.0      | 114.1   | -2.1     |
| 2018             | ST1/Q1        | 110.9   | 1.8      | 115.9                                       | 11.3     | 102.5  | -0.2     | 102.7  | 0.7      | 103.1   | 1.3      | 112.5   | -3.5     |
|                  | ST2/Q2        | 111.2   | 1.4      | 116.9                                       | 11.9     | 101.6  | -1.2     | 101.6  | -0.7     | 101.8   | -0.2     | 111.3   | -4.0     |
|                  | ST3/Q3        | 112.1   | 1.8      | 115.7                                       | 9.0      | 101.9  | -1.3     | 101.4  | -1.0     | 101.2   | -0.9     | 110.6   | -4.3     |
|                  | ST4/Q4        | 111.7   | 0.0      | 114.8                                       | 6.1      | 102.4  | -1.8     | 101.9  | -1.5     | 101.7   | -1.5     | 109.8   | -3.8     |
| 2019             | ST1/Q1        | 111.1   | 0.2      | 113.7                                       | -1.9     | 101.7  | -0.8     | 101.3  | -1.4     | 101.2   | -1.8     | 110.4   | -1.9     |
|                  | ST2/Q2        | 112.1   | 0.8      | 113.6                                       | -2.8     | 101.3  | -0.3     | 101.0  | -0.6     | 101.0   | -0.8     | 111.4   | 0.1      |
|                  | ST3/Q3        | 111.0   | -1.0     | 113.2                                       | -2.2     | 101.1  | -0.8     | 100.4  | -1.0     | 100.1   | -1.1     | 112.0   | 1.3      |
|                  | ST4/Q4        | 110.5   | -1.1     | 112.9                                       | -1.7     | 101.1  | -1.3     | 100.1  | -1.8     | 99.7  | -2.0     | 113.0   | 2.9      |
| 2020             | ST1/Q1        | 110.5   | -0.5     | 114.1                                       | 0.4      | 100.1  | -1.6     | 99.4   | -1.9     | 99.2  | -2.0     | 113.3   | 2.6      |
|                  | ST2/Q2        | 109.6   | -2.2     | 113.9                                       | 0.3      | 99.3   | -2.0     | 99.2   | -1.8     | 99.3  | -1.7     | 114.6   | 2.9      |
|                  | ST3/Q3        | 110.5   | -0.5     | 114.4                                       | 1.1      | 98.1   | -3.0     | 98.0   | -2.4     | 98.1  | -2.0     | 114.1   | 1.9      |
|                  | ST4/Q4        | 112.8   | 2.1      | 114.3                                       | 1.2      | 97.8   | -3.3     | 97.7   | -2.4     | 97.8  | -1.9     | 113.7   | 0.6      |
| 2021             | ST1/Q1        | 114.1   | 3.3      | 112.1                                       | -1.8     | 98.8   | -1.3     | 98.4   | -1.0     | 98.3  | -0.9     | 112.6   | -0.6     |
|                  | ST2/Q2        | 116.0   | 5.8      | 113.6                                       | -0.3     | 101.4  | 2.1      | 100.6  | 1.4      | 100.3   | 1.0      | 113.0   | -1.4     |
|                  | ST3/Q3        | 118.6   | 7.3      | 115.3                                       | 0.8      | 102.2  | 4.2      | 103.5  | 5.6      | 104.4   | 6.4      | 113.4   | -0.6     |
|                  | ST4/Q4        | 121.3   | 7.5      | 116.9                                       | 2.3      | 102.8  | 5.1      | 106.1  | 8.6      | 108.4   | 10.8     | 114.1   | 0.4      |
| 2022             | ST1/Q1        | 124.2   | 8.9      | 120.2                                       | 7.2      | 104.0  | 5.3      | 107.9  | 9.7      | 110.5   | 12.4     | 114.1   | 1.3      |
|                  | ST2/Q2        | 127.6   | 10.0     | 123.4                                       | 8.6      | 105.9  | 4.4      | 110.3  | 9.6      | 113.2   | 12.9     | 116.4   | 3.0      |
|                  | ST3/Q3        | 127.2   | 7.3      | 121.2                                       | 5.1      | 105.8  | 3.5      | 110.4  | 6.7      | 113.4   | 8.6      | 120.8   | 6.5      |
|                  | ST4/Q4        | 127.3   | 4.9      | 121.8                                       | 4.2      | 105.4  | 2.5      | 110.0  | 3.7      | 113.0   | 4.2      | 125.1   | 9.6      |
| 2023             | ST1/Q1        | 125.1   | -1.7     | 120.4                                       | -1.1     | 105.8  | 0.4      | 110.3  | 0.3      | 113.2   | 0.2      | 125.7   | 0.5      |
|                  | ST2/Q2        | 123.7   | -1.1     | 122.4                                       | 1.7      | 105.3  | -0.5     | 110.7  | 0.4      | 114.1   | 0.8      | 126.1   | 0.3      |
|                  | ST3/Q3        | 127.2   | 2.8      | 129.6                                       | 5.9      | 105.1  | -0.2     | 112.9  | 2.0      | 117.8   | 3.2      | 130.3   | 3.3      |
| 2022             | Jan - Okt/Oct | 126.6   | 7.7      | 121.6                                       | 6.2      | 105.3  | 3.9      | 109.7  | 7.3      | 112.5   | 9.3      | 119.1   | 5.1      |
| 2023             | Jan - Okt/Oct | 125.6   | -0.8     | 125.4                                       | 3.1      | 105.2  | -0.1     | 111.5  | 1.6      | 115.4   | 2.6      | 127.8   | 7.3      |

| Tempoh           | Kumpulan | 242   |          |          | 243   |          |          | 251  |          |          | 252  |          |          | 259   |          |          | 261   |          |          |
|------------------|----------|---|----------|----------|---|----------|----------|--|----------|----------|--|----------|----------|---|----------|----------|---|----------|----------|
| Period           | Group    | Pembuatan logam asas berharga dan logam bukan ferus lain<br><i>Manufacture of basic precious and other non-ferrous metals</i> |          |          | Penuangan logam<br><i>Casting of metals</i> |          |          | Pembuatan produk struktur logam, tangki, takungan dan penjana wap<br><i>Manufacture of structural metal products, tanks, reservoirs and steam generators</i> |          |          | Pembuatan senjata dan peluru<br><i>Manufacture of weapons and ammunition</i> |          |          | Pembuatan produk lain yang direka daripada logam; aktiviti perkhidmatan kerja logam<br><i>Manufacture of other fabricated metal products; metalworking service activities</i> |          |          | Pembuatan komponen dan papan elektronik<br><i>Manufacture of electronic components and boards</i> |          |          |
| Wajaran (Weight) |          | 1.035   |          |          | 0.163                                       |          |          | 1.354  |          |          | 0.015  |          |          | 2.251   |          |          | 10.631  |          |          |
|                  |          | Indeks<br><i>Index</i>  | YoY<br>% | MoM<br>% | Indeks<br><i>Index</i>                      | YoY<br>% | MoM<br>% | Indeks<br><i>Index</i>   | YoY<br>% | MoM<br>% | Indeks<br><i>Index</i>   | YoY<br>% | MoM<br>% | Indeks<br><i>Index</i>  | YoY<br>% | MoM<br>% | Indeks<br><i>Index</i>  | YoY<br>% | MoM<br>% |
| 2020             | Jan      | 110.7   | -0.4     | 0.3      | 112.8                                       | -1.2     | -0.4     | 99.5   | -2.9     | -1.7     | 99.3   | -2.4     | -0.8     | 99.3  | -2.0     | -0.3     | 113.5   | 3.5      | 0.1      |
|                  | Feb      | 110.1   | -0.4     | -0.5     | 114.4                                       | 1.3      | 1.4      | 100.4  | -0.8     | 0.9      | 99.5   | -1.7     | 0.2      | 99.1  | -2.3     | -0.2     | 113.2   | 2.4      | -0.3     |
|                  | Mac/Mar  | 110.8   | -0.8     | 0.6      | 115.0                                       | 0.8      | 0.5      | 100.4  | -1.1     | 0.0      | 99.5   | -1.4     | 0.0      | 99.2  | -1.6     | 0.1      | 113.2   | 2.1      | 0.0      |
|                  | Apr      | 110.4   | -1.5     | -0.4     | 114.6                                       | 1.3      | -0.3     | 100.0  | -1.6     | -0.4     | 99.5   | -1.7     | 0.0      | 99.3  | -1.9     | 0.1      | 114.4   | 3.3      | 1.1      |
|                  | Mei/May  | 110.1   | -2.3     | -0.3     | 114.3                                       | 0.4      | -0.3     | 99.8   | -1.6     | -0.2     | 99.3   | -1.9     | -0.2     | 99.2  | -2.0     | -0.1     | 114.8   | 3.1      | 0.3      |
|                  | Jun/June | 108.2   | -3.0     | -1.7     | 112.9                                       | -0.7     | -1.2     | 98.2   | -2.8     | -1.6     | 98.9   | -1.8     | -0.4     | 99.4  | -1.3     | 0.2      | 114.7   | 2.2      | -0.1     |
|                  | Jul/July | 108.8   | -2.3     | 0.6      | 115.1                                       | 1.4      | 1.9      | 98.1   | -2.9     | -0.1     | 98.2   | -2.5     | -0.7     | 98.4  | -2.2     | -1.0     | 114.8   | 2.4      | 0.1      |
|                  | Ogos/Aug | 111.2   | 0.3      | 2.2      | 114.8                                       | 1.0      | -0.3     | 97.8   | -3.2     | -0.3     | 97.9   | -2.2     | -0.3     | 98.2  | -1.5     | -0.2     | 114.2   | 2.4      | -0.5     |
|                  | Sept     | 111.4   | 0.5      | 0.2      | 113.4                                       | 1.0      | -1.2     | 98.3   | -2.9     | 0.5      | 97.8   | -2.6     | -0.1     | 97.7  | -2.4     | -0.5     | 113.4   | 1.0      | -0.7     |
|                  | Okt/Oct  | 112.8   | 1.2      | 1.3      | 114.6                                       | 1.8      | 1.1      | 97.7   | -3.3     | -0.6     | 97.6   | -2.7     | -0.2     | 97.7  | -2.3     | 0.0      | 113.3   | 0.4      | -0.1     |
|                  | Nov      | 112.0   | 2.2      | -0.7     | 115.3                                       | 2.2      | 0.6      | 97.8   | -3.3     | 0.1      | 97.7   | -2.3     | 0.1      | 97.9  | -1.6     | 0.2      | 114.0   | 1.2      | 0.6      |
|                  | Dis/Dec  | 113.5   | 2.8      | 1.3      | 113.0                                       | -0.3     | -2.0     | 97.9   | -3.3     | 0.1      | 97.7   | -2.4     | 0.0      | 97.8  | -1.8     | -0.1     | 113.9   | 0.4      | -0.1     |
| 2021             | Jan      | 113.6   | 2.6      | 0.1      | 112.4                                       | -0.4     | -0.5     | 98.6   | -0.9     | 0.7      | 98.3   | -1.0     | 0.6      | 98.3  | -1.0     | 0.5      | 113.0   | -0.4     | -0.8     |
|                  | Feb      | 114.1   | 3.6      | 0.4      | 111.9                                       | -2.2     | -0.4     | 98.4   | -2.0     | -0.2     | 98.0   | -1.5     | -0.3     | 98.0  | -1.1     | -0.3     | 112.1   | -1.0     | -0.8     |
|                  | Mac/Mar  | 114.7   | 3.5      | 0.5      | 112.0                                       | -2.6     | 0.1      | 99.4   | -1.0     | 1.0      | 98.9   | -0.6     | 0.9      | 98.7  | -0.5     | 0.7      | 112.6   | -0.5     | 0.4      |
|                  | Apr      | 115.4   | 4.5      | 0.6      | 112.8                                       | -1.6     | 0.7      | 101.1  | 1.1      | 1.7      | 99.7   | 0.2      | 0.8      | 98.9  | -0.4     | 0.2      | 112.8   | -1.4     | 0.2      |
|                  | Mei/May  | 115.8   | 5.2      | 0.3      | 113.7                                       | -0.5     | 0.8      | 101.4  | 1.6      | 0.3      | 100.1  | 0.8      | 0.4      | 99.4  | 0.2      | 0.5      | 113.0   | -1.6     | 0.2      |
|                  | Jun/June | 116.7   | 7.9      | 0.8      | 114.3                                       | 1.2      | 0.5      | 101.8  | 3.7      | 0.4      | 102.1  | 3.2      | 2.0      | 102.5   | 3.1      | 3.1      | 113.2   | -1.3     | 0.2      |
|                  | Jul/July | 117.6   | 8.1      | 0.8      | 115.2                                       | 0.1      | 0.8      | 101.9  | 3.9      | 0.1      | 102.7  | 4.6      | 0.6      | 103.4   | 5.1      | 0.9      | 113.1   | -1.5     | -0.1     |
|                  | Ogos/Aug | 117.9   | 6.0      | 0.3      | 115.0                                       | 0.2      | -0.2     | 102.4  | 4.7      | 0.5      | 103.4  | 5.6      | 0.7      | 104.1   | 6.0      | 0.7      | 113.6   | -0.5     | 0.4      |
|                  | Sept     | 120.2   | 7.9      | 2.0      | 115.7                                       | 2.0      | 0.6      | 102.3  | 4.1      | -0.1     | 104.4  | 6.7      | 1.0      | 105.8   | 8.3      | 1.6      | 113.6   | 0.2      | 0.0      |
|                  | Okt/Oct  | 120.4   | 6.7      | 0.2      | 117.1                                       | 2.2      | 1.2      | 102.4  | 4.8      | 0.1      | 105.5  | 8.1      | 1.1      | 107.6   | 10.1     | 1.7      | 113.7   | 0.4      | 0.1      |
|                  | Nov      | 121.8   | 8.8      | 1.2      | 116.5                                       | 1.0      | -0.5     | 102.8  | 5.1      | 0.4      | 106.3  | 8.8      | 0.8      | 108.6   | 10.9     | 0.9      | 114.7   | 0.6      | 0.9      |
|                  | Dis/Dec  | 121.7   | 7.2      | -0.1     | 117.0                                       | 3.5      | 0.4      | 103.1  | 5.3      | 0.3      | 106.6  | 9.1      | 0.3      | 108.9   | 11.3     | 0.3      | 113.8   | -0.1     | -0.8     |
| 2022             | Jan      | 123.2   | 8.5      | 1.2      | 119.6                                       | 6.4      | 2.2      | 103.2  | 4.7      | 0.1      | 107.1  | 9.0      | 0.5      | 109.7   | 11.6     | 0.7      | 113.5   | 0.4      | -0.3     |
|                  | Feb      | 124.1   | 8.8      | 0.7      | 119.2                                       | 6.5      | -0.3     | 103.8  | 5.5      | 0.6      | 107.9  | 10.1     | 0.7      | 110.5   | 12.8     | 0.7      | 114.1   | 1.8      | 0.5      |
|                  | Mac/Mar  | 125.3   | 9.2      | 1.0      | 121.7                                       | 8.7      | 2.1      | 105.1  | 5.7      | 1.3      | 108.8  | 10.0     | 0.8      | 111.3   | 12.8     | 0.7      | 114.7   | 1.9      | 0.5      |
|                  | Apr      | 126.7   | 9.8      | 1.1      | 122.9                                       | 9.0      | 1.0      | 105.5  | 4.4      | 0.4      | 109.6  | 9.9      | 0.7      | 112.2   | 13.4     | 0.8      | 115.9   | 2.7      | 1.0      |
|                  | Mei/May  | 128.2   | 10.7     | 1.2      | 123.4                                       | 8.5      | 0.4      | 106.0  | 4.5      | 0.5      | 110.6  | 10.5     | 0.9      | 113.6   | 14.3     | 1.2      | 115.9   | 2.6      | 0.0      |
|                  | Jun/June | 128.0   | 9.7      | -0.2     | 123.9                                       | 8.4      | 0.4      | 106.3  | 4.4      | 0.3      | 110.8  | 8.5      | 0.2      | 113.7   | 10.9     | 0.1      | 117.3   | 3.6      | 1.2      |
|                  | Jul/July | 127.2   | 8.2      | -0.6     | 121.4                                       | 5.4      | -2.0     | 105.6  | 3.6      | -0.7     | 110.2  | 7.3      | -0.5     | 113.2   | 9.5      | -0.4     | 118.8   | 5.0      | 1.3      |
|                  | Ogos/Aug | 127.2   | 7.9      | 0.0      | 121.3                                       | 5.5      | -0.1     | 106.1  | 3.6      | 0.5      | 110.8  | 7.2      | 0.5      | 113.9   | 9.4      | 0.6      | 121.1   | 6.6      | 1.9      |
|                  | Sept     | 127.3   | 5.9      | 0.1      | 120.8                                       | 4.4      | -0.4     | 105.7  | 3.3      | -0.4     | 110.1  | 5.5      | -0.6     | 113.0   | 6.8      | -0.8     | 122.5   | 7.8      | 1.2      |
|                  | Okt/Oct  | 127.0   | 5.5      | -0.2     | 121.1                                       | 3.4      | 0.2      | 105.0  | 2.5      | -0.7     | 109.9  | 4.2      | -0.2     | 113.1   | 5.1      | 0.1      | 123.4   | 8.5      | 0.7      |
|                  | Nov      | 127.3   | 4.5      | 0.2      | 121.4                                       | 4.2      | 0.2      | 105.1  | 2.2      | 0.1      | 109.7  | 3.2      | -0.2     | 112.7   | 3.8      | -0.4     | 124.8   | 8.8      | 1.1      |
|                  | Dis/Dec  | 127.7   | 4.9      | 0.3      | 122.9                                       | 5.0      | 1.2      | 106.0  | 2.8      | 0.9      | 110.3  | 3.5      | 0.5      | 113.2   | 3.9      | 0.4      | 127.0   | 11.6     | 1.8      |
| 2023             | Jan      | 125.9   | 2.2      | -1.4     | 122.3                                       | 2.3      | -0.5     | 105.5  | 2.2      | -0.5     | 110.5  | 3.2      | 0.2      | 113.7   | 3.6      | 0.4      | 125.2   | 10.3     | -1.4     |
|                  | Feb      | 125.4   | 1.0      | -0.4     | 119.6                                       | 0.3      | -2.2     | 105.8  | 1.9      | 0.3      | 110.4  | 2.3      | -0.1     | 113.4   | 2.6      | -0.3     | 125.5   | 10.0     | 0.2      |
|                  | Mac/Mar  | 124.1   | -1.0     | -1.0     | 119.3                                       | -2.0     | -0.3     | 106.1  | 1.0      | 0.3      | 109.9  | 1.0      | -0.5     | 112.5   | 1.1      | -0.8     | 126.5   | 10.3     | 0.8      |
|                  | Apr      | 123.4   | -2.6     | -0.6     | 120.3                                       | -2.1     | 0.8      | 105.5  | 0.0      | -0.6     | 110.3  | 0.6      | 0.4      | 113.4   | 1.1      | 0.8      | 126.3   | 9.0      | -0.2     |
|                  | Mei/May  | 123.9   | -3.4     | 0.4      | 122.5                                       | -0.7     | 1.8      | 105.2  | -0.8     | -0.3     | 110.5  | -0.1     | 0.2      | 113.9   | 0.3      | 0.4      | 125.4   | 8.2      | -0.7     |
|                  | Jun/June | 123.9   | -3.2     | 0.0      | 124.5                                       | 0.5      | 1.6      | 105.1  | -1.1     | -0.1     | 111.2  | 0.4      | 0.6      | 115.1   | 1.2      | 1.1      | 126.7   | 8.0      | 1.0      |
|                  | Jul/July | 126.4   | -0.6     | 2.0      | 125.8                                       | 3.6      | 1.0      | 105.0  | -0.6     | -0.1     | 112.2  | 1.8      | 0.9      | 116.8   | 3.2      | 1.5      | 129.2   | 8.8      | 2.0      |
|                  | Ogos/Aug | 127.5   | 0.2      | 0.9      | 130.1                                       | 7.3      | 3.4      | 104.9  | -1.1     | -0.1     | 112.9  | 1.9      | 0.6      | 117.9   | 3.5      | 0.9      | 131.3   | 8.4      | 1.6      |
|                  | Sept     | 127.7   | 0.3      | 0.2      | 133.0                                       | 10.1     | 2.2      | 105.3  | -0.4     | 0.4      | 113.5  | 3.1      | 0.5      | 118.7   | 5.0      | 0.7      | 130.4   | 6.4      | -0.7     |
|                  | Okt/Oct  | 128.2   | 0.9      | 0.4      | 136.1                                       | 12.4     | 2.3      | 103.8  | -1.1     | -1.4     | 113.1  | 2.9      | -0.4     | 118.8   | 5.0      | 0.1      | 131.4   | 6.5      | 0.8      |

| Tempoh<br>Period | Kumpulan<br>Group | 262   |          | 263  |          | 264  |          | 265  |          | 266  |          |
|------------------|-------------------|---|----------|--|----------|--|----------|--|----------|--|----------|
|                  |                   | Pembuatan komputer dan kelengkapan peranti<br>Manufacture of computers and peripheral equipment |          | Pembuatan peralatan komunikasi<br>Manufacture of communication equipment |          | Pembuatan peralatan elektronik pengguna<br>Manufacture of consumer electronics |          | Pembuatan kelengkapan mengukur, menguji, memandu arah dan kawalan; jam tangan dan jam<br>Manufacture of measuring, testing, navigating and control equipment; watches and clocks |          | Pembuatan peralatan penyinaran, perubatan elektro dan elektroterapeutik<br>Manufacture of irradiation, electromedical and electrotherapeutic equipment |          |
| Wajaran (Weight) |                   | 2.647   |          | 1.081  |          | 3.464  |          | 0.551  |          | 0.312  |          |
|                  |                   | Indeks<br>Index   | YoY<br>% | Indeks<br>Index  | YoY<br>% | Indeks<br>Index  | YoY<br>% | Indeks<br>Index  | YoY<br>% | Indeks<br>Index  | YoY<br>% |
| 2011             |                   | 95.4  | -4.6     | 98.1   | -1.9     | 98.4   | -1.6     | 95.5   | -4.5     | 94.3   | -5.7     |
| 2012             |                   | 95.6  | 0.2      | 99.3   | 1.2      | 97.8   | -0.6     | 93.7   | -1.9     | 95.5   | 1.3      |
| 2013             |                   | 95.8  | 0.2      | 99.3   | 0.0      | 97.8   | 0.0      | 88.0   | -6.1     | 99.4   | 4.1      |
| 2014             |                   | 95.8  | 0.0      | 99.4   | 0.1      | 97.7   | -0.1     | 82.7   | -6.0     | 106.8  | 7.4      |
| 2015             |                   | 96.8  | 1.0      | 100.4  | 1.0      | 97.7   | 0.0      | 82.9   | 0.2      | 125.7  | 17.7     |
| 2016             |                   | 95.9  | -0.9     | 100.7  | 0.3      | 97.5   | -0.2     | 83.7   | 1.0      | 131.9  | 4.9      |
| 2017             |                   | 95.2  | -0.7     | 103.2  | 2.5      | 94.4   | -3.2     | 79.4   | -5.1     | 138.3  | 4.9      |
| 2018             |                   | 93.3  | -2.0     | 98.7   | -4.4     | 89.0   | -5.7     | 73.4   | -7.6     | 131.6  | -4.8     |
| 2019             |                   | 96.2  | 3.1      | 105.3  | 6.7      | 90.8   | 2.0      | 72.9   | -0.7     | 127.7  | -3.0     |
| 2020             |                   | 100.7   | 4.7      | 104.4  | -0.9     | 92.0   | 1.3      | 67.1   | -8.0     | 130.2  | 2.0      |
| 2021             |                   | 97.2  | -3.5     | 107.5  | 3.0      | 81.9   | -11.0    | 65.7   | -2.1     | 134.3  | 3.1      |
| 2022             |                   | 92.9  | -4.4     | 118.1  | 9.9      | 83.7   | 2.2      | 63.7   | -3.0     | 143.7  | 7.0      |
| 2017             | ST1/Q1            | 97.0  | 0.1      | 103.0  | 2.3      | 94.8   | -2.8     | 81.0   | -6.1     | 134.5  | -1.2     |
|                  | ST2/Q2            | 96.9  | 0.8      | 102.1  | 1.4      | 94.6   | -3.0     | 79.5   | -5.7     | 135.6  | 3.0      |
|                  | ST3/Q3            | 94.2  | -1.3     | 103.1  | 2.4      | 94.8   | -2.8     | 78.4   | -5.4     | 143.0  | 11.0     |
|                  | ST4/Q4            | 92.8  | -2.7     | 104.5  | 3.8      | 93.5   | -4.0     | 78.6   | -3.3     | 140.0  | 6.8      |
| 2018             | ST1/Q1            | 92.4  | -4.7     | 98.4   | -4.5     | 92.2   | -2.7     | 79.5   | -1.9     | 136.8  | 1.7      |
|                  | ST2/Q2            | 95.1  | -1.9     | 97.2   | -4.8     | 87.3   | -7.7     | 75.8   | -4.7     | 134.0  | -1.2     |
|                  | ST3/Q3            | 92.7  | -1.6     | 99.5   | -3.5     | 88.2   | -7.0     | 68.6   | -12.5    | 127.8  | -10.6    |
|                  | ST4/Q4            | 92.9  | 0.1      | 99.8   | -4.5     | 88.4   | -5.5     | 69.7   | -11.3    | 127.8  | -8.7     |
| 2019             | ST1/Q1            | 95.0  | 2.8      | 101.2  | 2.8      | 88.3   | -4.2     | 72.4   | -8.9     | 127.4  | -6.9     |
|                  | ST2/Q2            | 96.0  | 0.9      | 105.4  | 8.4      | 87.5   | 0.2      | 72.9   | -3.8     | 127.8  | -4.6     |
|                  | ST3/Q3            | 97.8  | 5.5      | 106.5  | 7.0      | 92.1   | 4.4      | 73.2   | 6.7      | 127.7  | -0.1     |
|                  | ST4/Q4            | 96.0  | 3.3      | 107.9  | 8.1      | 95.3   | 7.8      | 73.0   | 4.7      | 128.0  | 0.2      |
| 2020             | ST1/Q1            | 95.7  | 0.7      | 105.9  | 4.6      | 96.7   | 9.5      | 70.3   | -2.9     | 128.9  | 1.2      |
|                  | ST2/Q2            | 98.5  | 2.6      | 102.6  | -2.7     | 94.0   | 7.4      | 66.7   | -8.5     | 128.6  | 0.6      |
|                  | ST3/Q3            | 105.1   | 7.5      | 103.6  | -2.7     | 91.0   | -1.2     | 65.3   | -10.8    | 131.0  | 2.6      |
|                  | ST4/Q4            | 103.6   | 7.9      | 105.5  | -2.2     | 86.4   | -9.3     | 66.1   | -9.5     | 132.2  | 3.3      |
| 2021             | ST1/Q1            | 105.1   | 9.8      | 106.9  | 0.9      | 82.7   | -14.5    | 65.8   | -6.4     | 131.4  | 1.9      |
|                  | ST2/Q2            | 99.6  | 1.1      | 107.6  | 4.9      | 81.6   | -13.2    | 66.0   | -1.0     | 133.2  | 3.6      |
|                  | ST3/Q3            | 92.1  | -12.4    | 107.9  | 4.2      | 80.7   | -11.3    | 65.1   | -0.3     | 137.2  | 4.7      |
|                  | ST4/Q4            | 91.9  | -11.3    | 107.6  | 2.0      | 82.7   | -4.3     | 65.9   | -0.3     | 135.2  | 2.3      |
| 2022             | ST1/Q1            | 91.3  | -13.1    | 110.8  | 3.6      | 83.1   | 0.5      | 65.6   | -0.3     | 135.5  | 3.1      |
|                  | ST2/Q2            | 94.1  | -5.5     | 116.9  | 8.6      | 82.3   | 0.9      | 63.5   | -3.8     | 141.3  | 6.1      |
|                  | ST3/Q3            | 92.2  | 0.1      | 122.4  | 13.4     | 84.0   | 4.1      | 62.3   | -4.3     | 147.1  | 7.2      |
|                  | ST4/Q4            | 93.9  | 2.2      | 122.1  | 13.5     | 85.5   | 3.4      | 63.6   | -3.5     | 150.8  | 11.5     |
| 2023             | ST1/Q1            | 96.1  | 2.3      | 122.7  | 0.5      | 88.6   | 3.6      | 65.9   | 3.6      | 149.8  | -0.7     |
|                  | ST2/Q2            | 97.1  | 1.0      | 134.4  | 9.5      | 83.9   | -5.3     | 65.0   | -1.4     | 151.2  | 0.9      |
|                  | ST3/Q3            | 99.4  | 2.4      | 135.3  | 0.7      | 82.0   | -2.3     | 70.0   | 7.7      | 159.1  | 5.2      |
| 2022             | Jan - Okt/Oct     | 92.9  | -4.4     | 118.1  | 9.9      | 83.7   | 2.2      | 63.7   | -3.0     | 143.7  | 7.0      |
| 2023             | Jan - Okt/Oct     | 97.4  | 4.8      | 130.8  | 10.8     | 84.3   | 0.7      | 67.7   | 6.3      | 154.0  | 7.2      |

| Tempoh<br>Period | Kumpulan<br>Group | 262   |          |          | 263  |          |          | 264  |          |          | 265  |          |          | 266  |          |          |
|------------------|-------------------|---|----------|----------|--|----------|----------|--|----------|----------|--|----------|----------|--|----------|----------|
|                  |                   | Pembuatan komputer dan kelengkapan peranti<br>Manufacture of computers and peripheral equipment |          |          | Pembuatan peralatan komunikasi<br>Manufacture of communication equipment |          |          | Pembuatan peralatan elektronik pengguna<br>Manufacture of consumer electronics |          |          | Pembuatan kelengkapan mengukur, menguji, memandu arah dan kawalan; jam tangan dan jam<br>Manufacture of measuring, testing, navigating and control equipment; watches and clocks |          |          | Pembuatan peralatan penyinaran, perubatan elektro dan elektroterapeutik<br>Manufacture of irradiation, electromedical and electrotherapeutic equipment |          |          |
| Wajaran (Weight) |                   | 2.647   |          |          | 1.081  |          |          | 3.464  |          |          | 0.551  |          |          | 0.312  |          |          |
|                  |                   | Indeks<br>Index   | YoY<br>% | MoM<br>% | Indeks<br>Index  | YoY<br>% | MoM<br>% | Indeks<br>Index  | YoY<br>% | MoM<br>% | Indeks<br>Index  | YoY<br>% | MoM<br>% | Indeks<br>Index  | YoY<br>% | MoM<br>% |
| 2020             | Jan               | 94.9  | 1.0      | -3.4     | 108.1  | 6.6      | 0.3      | 98.2   | 12.6     | 1.6      | 73.0   | 1.7      | 0.4      | 126.7  | -0.6     | -1.0     |
|                  | Feb               | 94.1  | -1.1     | -0.8     | 105.3  | 3.2      | -2.6     | 95.8   | 7.2      | -2.4     | 68.9   | -5.4     | -5.6     | 130.3  | 2.3      | 2.8      |
|                  | Mac/Mar           | 98.1  | 2.3      | 4.3      | 104.2  | 4.0      | -1.0     | 96.0   | 8.7      | 0.2      | 69.0   | -5.0     | 0.1      | 129.7  | 1.8      | -0.5     |
|                  | Apr               | 98.7  | 3.6      | 0.6      | 103.0  | -2.5     | -1.2     | 95.6   | 9.3      | -0.4     | 68.9   | -5.2     | -0.1     | 127.9  | 0.4      | -1.4     |
|                  | Mei/May           | 95.4  | -0.4     | -3.3     | 102.0  | -2.7     | -1.0     | 95.2   | 9.7      | -0.4     | 66.1   | -9.0     | -4.1     | 131.2  | 2.6      | 2.6      |
|                  | Jun/June          | 101.5   | 4.7      | 6.4      | 102.9  | -2.7     | 0.9      | 91.3   | 3.6      | -4.1     | 65.1   | -11.2    | -1.5     | 126.8  | -0.9     | -3.4     |
|                  | Jul/July          | 104.3   | 7.7      | 2.8      | 104.0  | -2.3     | 1.1      | 89.5   | -1.3     | -2.0     | 65.1   | -11.3    | 0.0      | 129.5  | 1.5      | 2.1      |
|                  | Ogos/Aug          | 108.9   | 9.9      | 4.4      | 103.3  | -3.1     | -0.7     | 92.4   | 1.1      | 3.2      | 65.3   | -11.3    | 0.3      | 132.5  | 3.4      | 2.3      |
|                  | Sept              | 102.2   | 4.8      | -6.2     | 103.5  | -2.8     | 0.2      | 91.0   | -3.5     | -1.5     | 65.5   | -9.9     | 0.3      | 130.9  | 2.7      | -1.2     |
|                  | Okt/Oct           | 103.1   | 9.1      | 0.9      | 103.5  | -4.2     | 0.0      | 90.1   | -5.9     | -1.0     | 66.1   | -9.6     | 0.9      | 130.4  | 2.0      | -0.4     |
|                  | Nov               | 105.5   | 10.7     | 2.3      | 106.3  | -1.5     | 2.7      | 85.0   | -9.2     | -5.7     | 66.3   | -9.5     | 0.3      | 132.9  | 3.7      | 1.9      |
|                  | Dis/Dec           | 102.1   | 4.0      | -3.2     | 106.7  | -1.0     | 0.4      | 84.0   | -13.1    | -1.2     | 65.8   | -9.5     | -0.8     | 133.3  | 4.1      | 0.3      |
| 2021             | Jan               | 106.9   | 12.6     | 4.7      | 107.1  | -0.9     | 0.4      | 83.5   | -15.0    | -0.6     | 65.7   | -10.0    | -0.2     | 132.3  | 4.4      | -0.8     |
|                  | Feb               | 105.4   | 12.0     | -1.4     | 107.2  | 1.8      | 0.1      | 82.9   | -13.5    | -0.7     | 66.0   | -4.2     | 0.5      | 130.9  | 0.5      | -1.1     |
|                  | Mac/Mar           | 103.0   | 5.0      | -2.3     | 106.5  | 2.2      | -0.7     | 81.8   | -14.8    | -1.3     | 65.8   | -4.6     | -0.3     | 131.1  | 1.1      | 0.2      |
|                  | Apr               | 100.1   | 1.4      | -2.8     | 106.8  | 3.7      | 0.3      | 81.0   | -15.3    | -1.0     | 66.1   | -4.1     | 0.5      | 133.4  | 4.3      | 1.8      |
|                  | Mei/May           | 100.4   | 5.2      | 0.3      | 107.6  | 5.5      | 0.7      | 81.5   | -14.4    | 0.6      | 65.9   | -0.3     | -0.3     | 131.5  | 0.2      | -1.4     |
|                  | Jun/June          | 98.2  | -3.3     | -2.2     | 108.3  | 5.2      | 0.7      | 82.3   | -9.9     | 1.0      | 66.1   | 1.5      | 0.3      | 134.8  | 6.3      | 2.5      |
|                  | Jul/July          | 93.5  | -10.4    | -4.8     | 108.6  | 4.4      | 0.3      | 80.7   | -9.8     | -1.9     | 65.0   | -0.2     | -1.7     | 137.7  | 6.3      | 2.2      |
|                  | Ogos/Aug          | 91.3  | -16.2    | -2.4     | 107.7  | 4.3      | -0.8     | 80.9   | -12.4    | 0.2      | 64.9   | -0.6     | -0.2     | 136.6  | 3.1      | -0.8     |
|                  | Sept              | 91.4  | -10.6    | 0.1      | 107.5  | 3.9      | -0.2     | 80.5   | -11.5    | -0.5     | 65.4   | -0.2     | 0.8      | 137.4  | 5.0      | 0.6      |
|                  | Okt/Oct           | 90.7  | -12.0    | -0.8     | 108.3  | 4.6      | 0.7      | 81.8   | -9.2     | 1.6      | 65.5   | -0.9     | 0.2      | 134.2  | 2.9      | -2.3     |
|                  | Nov               | 92.5  | -12.3    | 2.0      | 107.5  | 1.1      | -0.7     | 83.5   | -1.8     | 2.1      | 66.2   | -0.2     | 1.1      | 136.1  | 2.4      | 1.4      |
|                  | Dis/Dec           | 92.4  | -9.5     | -0.1     | 107.1  | 0.4      | -0.4     | 82.9   | -1.3     | -0.7     | 66.0   | 0.3      | -0.3     | 135.4  | 1.6      | -0.5     |
| 2022             | Jan               | 90.7  | -15.2    | -1.8     | 107.5  | 0.4      | 0.4      | 82.7   | -1.0     | -0.2     | 65.8   | 0.2      | -0.3     | 132.5  | 0.2      | -2.1     |
|                  | Feb               | 91.2  | -13.5    | 0.6      | 110.8  | 3.4      | 3.1      | 83.6   | 0.8      | 1.1      | 65.9   | -0.2     | 0.2      | 135.5  | 3.5      | 2.3      |
|                  | Mac/Mar           | 92.0  | -10.7    | 0.9      | 114.2  | 7.2      | 3.1      | 83.1   | 1.6      | -0.6     | 65.0   | -1.2     | -1.4     | 138.4  | 5.6      | 2.1      |
|                  | Apr               | 94.4  | -5.7     | 2.6      | 117.9  | 10.4     | 3.2      | 81.5   | 0.6      | -1.9     | 64.1   | -3.0     | -1.4     | 141.0  | 5.7      | 1.9      |
|                  | Mei/May           | 93.8  | -6.6     | -0.6     | 117.6  | 9.3      | -0.3     | 82.4   | 1.1      | 1.1      | 63.6   | -3.5     | -0.8     | 139.6  | 6.2      | -1.0     |
|                  | Jun/June          | 94.2  | -4.1     | 0.4      | 115.2  | 6.4      | -2.0     | 83.0   | 0.9      | 0.7      | 62.8   | -5.0     | -1.3     | 143.4  | 6.4      | 2.7      |
|                  | Jul/July          | 91.8  | -1.8     | -2.5     | 119.8  | 10.3     | 4.0      | 84.3   | 4.5      | 1.6      | 62.5   | -3.8     | -0.5     | 145.8  | 5.9      | 1.7      |
|                  | Ogos/Aug          | 92.1  | 0.9      | 0.3      | 123.3  | 14.5     | 2.9      | 83.9   | 3.7      | -0.5     | 62.1   | -4.3     | -0.6     | 145.8  | 6.7      | 0.0      |
|                  | Sept              | 92.8  | 1.5      | 0.8      | 124.2  | 15.5     | 0.7      | 83.7   | 4.0      | -0.2     | 62.2   | -4.9     | 0.2      | 149.6  | 8.9      | 2.6      |
|                  | Okt/Oct           | 91.9  | 1.3      | -1.0     | 124.7  | 15.1     | 0.4      | 83.0   | 1.5      | -0.8     | 62.6   | -4.4     | 0.6      | 149.8  | 11.6     | 0.1      |
|                  | Nov               | 93.5  | 1.1      | 1.7      | 124.0  | 15.3     | -0.6     | 85.7   | 2.6      | 3.3      | 63.6   | -3.9     | 1.6      | 152.0  | 11.7     | 1.5      |
|                  | Dis/Dec           | 96.2  | 4.1      | 2.9      | 117.7  | 9.9      | -5.1     | 87.9   | 6.0      | 2.6      | 64.6   | -2.1     | 1.6      | 150.7  | 11.3     | -0.9     |
| 2023             | Jan               | 95.2  | 5.0      | -1.0     | 119.8  | 11.4     | 1.8      | 88.9   | 7.5      | 1.1      | 65.1   | -1.1     | 0.8      | 149.3  | 12.7     | -0.9     |
|                  | Feb               | 94.9  | 4.1      | -0.3     | 120.9  | 9.1      | 0.9      | 89.5   | 7.1      | 0.7      | 65.6   | -0.5     | 0.8      | 152.0  | 12.2     | 1.8      |
|                  | Mac/Mar           | 98.2  | 6.7      | 3.5      | 127.5  | 11.6     | 5.5      | 87.3   | 5.1      | -2.5     | 66.9   | 2.9      | 2.0      | 148.2  | 7.1      | -2.5     |
|                  | Apr               | 95.6  | 1.3      | -2.6     | 131.9  | 11.9     | 3.5      | 85.3   | 4.7      | -2.3     | 65.4   | 2.0      | -2.2     | 148.6  | 5.4      | 0.3      |
|                  | Mei/May           | 95.8  | 2.1      | 0.2      | 133.0  | 13.1     | 0.8      | 83.2   | 1.0      | -2.5     | 64.5   | 1.4      | -1.4     | 151.6  | 8.6      | 2.0      |
|                  | Jun/June          | 100.0   | 6.2      | 4.4      | 138.3  | 20.1     | 4.0      | 83.1   | 0.1      | -0.1     | 65.0   | 3.5      | 0.8      | 153.5  | 7.0      | 1.3      |
|                  | Jul/July          | 97.4  | 6.1      | -2.6     | 145.1  | 21.1     | 4.9      | 83.7   | -0.7     | 0.7      | 68.0   | 8.8      | 4.6      | 155.3  | 6.5      | 1.2      |
|                  | Ogos/Aug          | 99.0  | 7.5      | 1.6      | 136.7  | 10.9     | -5.8     | 82.3   | -1.9     | -1.7     | 69.9   | 12.6     | 2.8      | 158.9  | 9.0      | 2.3      |
|                  | Sept              | 101.8   | 9.7      | 2.8      | 124.0  | -0.2     | -9.3     | 80.0   | -4.4     | -2.8     | 72.1   | 15.9     | 3.1      | 163.2  | 9.1      | 2.7      |
|                  | Okt/Oct           | 95.6  | 4.0      | -6.1     | 130.8  | 4.9      | 5.5      | 80.1   | -3.5     | 0.1      | 74.1   | 18.4     | 2.8      | 159.3  | 6.3      | -2.4     |

**JADUAL  
TABLE 9**
**IHPR (2010=100) Pengeluaran Tempatan dan Perubahan Peratus mengikut Kumpulan (MSIC 2008), Malaysia (samb.)**  
*PPI (2010=100) Local Production and Percentage Change by Group (MSIC 2008), Malaysia (cont'd)*

| Tempoh<br>Period | Kumpulan<br>Group | 267   |          | 268  |          | 271  |          | 272   |          | 273  |          |
|------------------|-------------------|---|----------|--|----------|--|----------|---|----------|--|----------|
|                  |                   | Pembuatan instrumen optikal dan kelengkapan fotografi<br><i>Manufacture of optical instruments and photographic equipment</i> |          | Pembuatan media magnetik dan optikal<br><i>Manufacture of magnetic and optical media</i> |          | Pembuatan motor elektrik, penjana, transformer dan perkakasan pengagihan dan pengawalan elektrik<br><i>Manufacture of electric motors, generators, transformers and electricity distribution and control apparatus</i> |          | Pembuatan bateri dan akumulator<br><i>Manufacture of batteries and accumulators</i> |          | Pembuatan pendawaian dan peranti pendawaian<br><i>Manufacture of wiring and wiring devices</i> |          |
| Wajaran (Weight) |                   | 0.098   |          | 0.004  |          | 0.647  |          | 0.236   |          | 0.783  |          |
|                  |                   | Indeks<br>Index   | YoY<br>% | Indeks<br>Index  | YoY<br>% | Indeks<br>Index  | YoY<br>% | Indeks<br>Index   | YoY<br>% | Indeks<br>Index  | YoY<br>% |
| 2011             |                   | 97.8  | -2.2     | -  | -        | 94.9   | -5.1     | -   | -        | 102.4  | 2.4      |
| 2012             |                   | 101.7   | 4.0      | -  | -        | 96.1   | 1.3      | -   | -        | 99.7   | -2.6     |
| 2013             |                   | 101.7   | 0.0      | -  | -        | 99.6   | 3.6      | -   | -        | 98.9   | -0.8     |
| 2014             |                   | 103.3   | 1.6      | -  | -        | 100.5  | 0.9      | -   | -        | 98.8   | -0.1     |
| 2015             |                   | 106.5   | 3.1      | -  | -        | 101.7  | 1.2      | -   | -        | 97.0   | -1.8     |
| 2016             |                   | 106.7   | 0.2      | -  | -        | 104.0  | 2.3      | -   | -        | 92.3   | -4.8     |
| 2017             |                   | 106.2   | -0.5     | 106.2  | -        | 104.9  | 0.9      | 105.0   | -        | 105.0  | 13.8     |
| 2018             |                   | 102.5   | -3.5     | 107.6  | 1.3      | 102.8  | -2.0     | 106.8   | 1.7      | 103.9  | -1.0     |
| 2019             |                   | 102.7   | 0.2      | 96.2   | -10.6    | 103.5  | 0.7      | 106.9   | 0.1      | 101.0  | -2.8     |
| 2020             |                   | 112.5   | 9.5      | 93.0   | -3.3     | 102.4  | -1.1     | 106.9   | 0.0      | 101.0  | 0.0      |
| 2021             |                   | 115.1   | 2.3      | 93.4   | 0.4      | 104.1  | 1.7      | 107.3   | 0.4      | 102.0  | 1.0      |
| 2022             |                   | 117.4   | 2.0      | 100.3  | 7.4      | 112.5  | 8.1      | 132.3   | 23.3     | 108.3  | 6.2      |
| 2017             | ST1/Q1            | 107.1   | 0.2      | 107.1  | -        | 104.3  | 1.5      | 103.3   | -        | 102.7  | 8.0      |
|                  | ST2/Q2            | 106.6   | 0.4      | 106.6  | -        | 104.9  | 0.3      | 105.0   | -        | 104.7  | 16.1     |
|                  | ST3/Q3            | 106.1   | -0.3     | 106.1  | -        | 104.7  | 0.3      | 105.3   | -        | 104.4  | 13.7     |
|                  | ST4/Q4            | 104.9   | -2.1     | 104.9  | -        | 105.6  | 1.2      | 106.4   | -        | 108.0  | 17.1     |
| 2018             | ST1/Q1            | 103.7   | -3.2     | 109.0  | 1.8      | 103.3  | -1.0     | 106.8   | 3.4      | 107.4  | 4.6      |
|                  | ST2/Q2            | 102.0   | -4.3     | 110.1  | 3.3      | 101.9  | -2.9     | 107.2   | 2.1      | 104.1  | -0.6     |
|                  | ST3/Q3            | 102.5   | -3.4     | 103.1  | -2.8     | 102.5  | -2.1     | 106.2   | 0.9      | 102.8  | -1.5     |
|                  | ST4/Q4            | 102.0   | -2.8     | 108.1  | 3.1      | 103.5  | -2.0     | 106.9   | 0.5      | 101.3  | -6.2     |
| 2019             | ST1/Q1            | 100.9   | -2.7     | 101.9  | -6.5     | 103.6  | 0.3      | 106.9   | 0.1      | 101.0  | -6.0     |
|                  | ST2/Q2            | 102.0   | 0.0      | 100.0  | -9.2     | 103.7  | 1.8      | 106.9   | -0.3     | 101.2  | -2.8     |
|                  | ST3/Q3            | 105.3   | 2.7      | 92.2   | -10.6    | 102.5  | 0.0      | 106.9   | 0.7      | 100.9  | -1.8     |
|                  | ST4/Q4            | 102.5   | 0.5      | 90.6   | -16.2    | 104.2  | 0.7      | 106.9   | 0.0      | 100.7  | -0.6     |
| 2020             | ST1/Q1            | 104.7   | 3.8      | 90.6   | -11.1    | 103.9  | 0.3      | 106.9   | 0.0      | 101.4  | 0.4      |
|                  | ST2/Q2            | 110.2   | 8.0      | 93.1   | -6.9     | 103.2  | -0.5     | 106.9   | 0.0      | 101.4  | 0.2      |
|                  | ST3/Q3            | 117.4   | 11.5     | 94.3   | 2.3      | 101.6  | -0.9     | 106.9   | 0.0      | 101.2  | 0.3      |
|                  | ST4/Q4            | 117.4   | 14.5     | 94.0   | 3.8      | 101.0  | -3.1     | 106.9   | 0.0      | 100.0  | -0.7     |
| 2021             | ST1/Q1            | 116.0   | 10.8     | 93.4   | 3.1      | 100.8  | -3.0     | 106.9   | 0.0      | 99.6   | -1.8     |
|                  | ST2/Q2            | 110.7   | 0.5      | 93.4   | 0.3      | 103.6  | 0.4      | 106.9   | 0.0      | 101.3  | -0.1     |
|                  | ST3/Q3            | 113.9   | -3.0     | 93.4   | -1.0     | 105.8  | 4.1      | 106.9   | 0.0      | 102.2  | 1.0      |
|                  | ST4/Q4            | 120.0   | 2.2      | 93.4   | -0.6     | 105.9  | 4.9      | 108.6   | 1.6      | 104.8  | 4.8      |
| 2022             | ST1/Q1            | 113.8   | -1.9     | 93.4   | 0.0      | 107.1  | 6.3      | 122.3   | 14.4     | 107.8  | 8.2      |
|                  | ST2/Q2            | 118.5   | 7.0      | 94.6   | 1.3      | 110.6  | 6.8      | 126.0   | 17.9     | 109.1  | 7.7      |
|                  | ST3/Q3            | 118.5   | 4.0      | 105.8  | 13.3     | 114.6  | 8.3      | 140.2   | 31.2     | 108.5  | 6.2      |
|                  | ST4/Q4            | 118.7   | -1.1     | 107.5  | 15.1     | 117.6  | 11.0     | 140.6   | 29.5     | 107.9  | 3.0      |
| 2023             | ST1/Q1            | 117.1   | -1.3     | 107.5  | 0.0      | 120.3  | 2.3      | 135.1   | -3.9     | 108.1  | 0.2      |
|                  | ST2/Q2            | 128.8   | 10.0     | 107.5  | 0.0      | 123.4  | 2.6      | 141.7   | 4.9      | 106.7  | -1.3     |
|                  | ST3/Q3            | 151.9   | 17.9     | 107.5  | 0.0      | 125.7  | 1.9      | 153.9   | 8.6      | 104.9  | -1.7     |
| 2022             | Jan - Okt/Oct     | 117.4   | 2.0      | 100.3  | 7.4      | 112.5  | 8.1      | 132.3   | 23.3     | 108.3  | 6.2      |
| 2023             | Jan - Okt/Oct     | 134.9   | 14.9     | 107.5  | 7.2      | 123.6  | 9.9      | 145.2   | 9.8      | 106.3  | -1.8     |

| Tempoh<br>Period | Kumpulan<br>Group | 267  |          |          | 268   |          |          | 271   |          |          | 272  |          |          | 273   |          |          |
|------------------|-------------------|--|----------|----------|---|----------|----------|---|----------|----------|--|----------|----------|---|----------|----------|
|                  |                   | Pembuatan instrumen optikal dan kelengkapan fotografi<br>Manufacture of optical instruments and photographic equipment |          |          | Pembuatan media magnetik dan optikal<br>Manufacture of magnetic and optical media |          |          | Pembuatan motor elektrik, penjana, transformer dan perkakasan pengagihan dan pengawalan elektrik<br>Manufacture of electric motors, generators, transformers and electricity distribution and control apparatus |          |          | Pembuatan bateri dan akumulator<br>Manufacture of batteries and accumulators |          |          | Pembuatan pendawaian dan peranti pendawaian<br>Manufacture of wiring and wiring devices |          |          |
| Wajaran (Weight) |                   | 0.098  |          |          | 0.004   |          |          | 0.647   |          |          | 0.236  |          |          | 0.783   |          |          |
|                  |                   | Indeks<br>Index  | YoY<br>% | MoM<br>% | Indeks<br>Index   | YoY<br>% | MoM<br>% | Indeks<br>Index   | YoY<br>% | MoM<br>% | Indeks<br>Index  | YoY<br>% | MoM<br>% | Indeks<br>Index   | YoY<br>% | MoM<br>% |
| 2020             | Jan               | 107.1  | 6.1      | 4.7      | 90.6  | -14.9    | 0.0      | 104.9   | 1.8      | -0.2     | 106.9  | 0.0      | 0.0      | 101.0   | -0.1     | 0.2      |
|                  | Feb               | 101.4  | 0.8      | -5.3     | 90.6  | -8.6     | 0.0      | 104.4   | 0.5      | -0.5     | 106.9  | 0.0      | 0.0      | 101.9   | 1.2      | 0.9      |
|                  | Mac/Mar           | 105.7  | 4.5      | 4.2      | 90.6  | -9.4     | 0.0      | 102.3   | -1.4     | -2.0     | 106.9  | 0.0      | 0.0      | 101.4   | 0.3      | -0.5     |
|                  | Apr               | 111.0  | 12.7     | 5.0      | 90.6  | -9.4     | 0.0      | 102.4   | -1.5     | 0.1      | 106.9  | 0.0      | 0.0      | 102.2   | 1.0      | 0.8      |
|                  | Mei/May           | 109.8  | 6.6      | -1.1     | 94.3  | -5.7     | 4.1      | 103.5   | -1.1     | 1.1      | 106.9  | 0.0      | 0.0      | 100.1   | -1.5     | -2.1     |
|                  | Jun/June          | 109.9  | 5.1      | 0.1      | 94.3  | -5.7     | 0.0      | 103.6   | 1.1      | 0.1      | 106.9  | 0.0      | 0.0      | 101.9   | 1.0      | 1.8      |
|                  | Jul/July          | 115.1  | 8.5      | 4.7      | 94.3  | -1.2     | 0.0      | 102.7   | 0.1      | -0.9     | 106.9  | 0.0      | 0.0      | 101.5   | 0.7      | -0.4     |
|                  | Ogos/Aug          | 118.2  | 14.2     | 2.7      | 94.3  | 4.1      | 0.0      | 102.2   | -0.9     | -0.5     | 106.9  | 0.0      | 0.0      | 101.7   | 0.6      | 0.2      |
|                  | Sept              | 118.9  | 12.0     | 0.6      | 94.3  | 4.1      | 0.0      | 100.0   | -1.7     | -2.2     | 106.9  | 0.0      | 0.0      | 100.3   | -0.4     | -1.4     |
|                  | Okt/Oct           | 119.5  | 16.2     | 0.5      | 94.3  | 4.1      | 0.0      | 101.0   | -3.1     | 1.0      | 106.9  | 0.0      | 0.0      | 100.6   | -0.2     | 0.3      |
|                  | Nov               | 117.2  | 14.6     | -1.9     | 93.9  | 3.6      | -0.4     | 101.6   | -1.6     | 0.6      | 106.9  | 0.0      | 0.0      | 100.4   | -0.2     | -0.2     |
|                  | Dis/Dec           | 115.6  | 13.0     | -1.4     | 93.9  | 3.6      | 0.0      | 100.4   | -4.5     | -1.2     | 106.9  | 0.0      | 0.0      | 99.0  | -1.8     | -1.4     |
| 2021             | Jan               | 115.2  | 7.6      | -0.3     | 93.4  | 3.1      | -0.5     | 99.9  | -4.8     | -0.5     | 106.9  | 0.0      | 0.0      | 99.0  | -2.0     | 0.0      |
|                  | Feb               | 116.4  | 14.8     | 1.0      | 93.4  | 3.1      | 0.0      | 100.8   | -3.4     | 0.9      | 106.9  | 0.0      | 0.0      | 99.5  | -2.4     | 0.5      |
|                  | Mac/Mar           | 116.3  | 10.0     | -0.1     | 93.4  | 3.1      | 0.0      | 101.8   | -0.5     | 1.0      | 106.9  | 0.0      | 0.0      | 100.2   | -1.2     | 0.7      |
|                  | Apr               | 111.7  | 0.6      | -4.0     | 93.4  | 3.1      | 0.0      | 102.9   | 0.5      | 1.1      | 106.9  | 0.0      | 0.0      | 101.3   | -0.9     | 1.1      |
|                  | Mei/May           | 112.4  | 2.4      | 0.6      | 93.4  | -1.0     | 0.0      | 103.5   | 0.0      | 0.6      | 106.9  | 0.0      | 0.0      | 100.8   | 0.7      | -0.5     |
|                  | Jun/June          | 108.0  | -1.7     | -3.9     | 93.4  | -1.0     | 0.0      | 104.5   | 0.9      | 1.0      | 106.9  | 0.0      | 0.0      | 101.7   | -0.2     | 0.9      |
|                  | Jul/July          | 111.3  | -3.3     | 3.1      | 93.4  | -1.0     | 0.0      | 104.6   | 1.9      | 0.1      | 106.9  | 0.0      | 0.0      | 100.6   | -0.9     | -1.1     |
|                  | Ogos/Aug          | 113.2  | -4.2     | 1.7      | 93.4  | -1.0     | 0.0      | 107.1   | 4.8      | 2.4      | 106.9  | 0.0      | 0.0      | 102.5   | 0.8      | 1.9      |
|                  | Sept              | 117.1  | -1.5     | 3.4      | 93.4  | -1.0     | 0.0      | 105.8   | 5.8      | -1.2     | 106.9  | 0.0      | 0.0      | 103.6   | 3.3      | 1.1      |
|                  | Okt/Oct           | 120.4  | 0.8      | 2.8      | 93.4  | -1.0     | 0.0      | 106.3   | 5.2      | 0.5      | 106.9  | 0.0      | 0.0      | 104.6   | 4.0      | 1.0      |
|                  | Nov               | 121.9  | 4.0      | 1.2      | 93.4  | -0.5     | 0.0      | 106.1   | 4.4      | -0.2     | 106.9  | 0.0      | 0.0      | 104.8   | 4.4      | 0.2      |
|                  | Dis/Dec           | 117.8  | 1.9      | -3.4     | 93.4  | -0.5     | 0.0      | 105.4   | 5.0      | -0.7     | 111.9  | 4.7      | 4.7      | 105.0   | 6.1      | 0.2      |
| 2022             | Jan               | 115.2  | 0.0      | -2.2     | 93.4  | 0.0      | 0.0      | 105.5   | 5.6      | 0.1      | 119.8  | 12.1     | 7.1      | 106.8   | 7.9      | 1.7      |
|                  | Feb               | 114.4  | -1.7     | -0.7     | 93.4  | 0.0      | 0.0      | 108.0   | 7.1      | 2.4      | 119.8  | 12.1     | 0.0      | 107.8   | 8.3      | 0.9      |
|                  | Mac/Mar           | 111.9  | -3.8     | -2.2     | 93.4  | 0.0      | 0.0      | 107.7   | 5.8      | -0.3     | 127.2  | 19.0     | 6.2      | 108.7   | 8.5      | 0.8      |
|                  | Apr               | 114.5  | 2.5      | 2.3      | 93.4  | 0.0      | 0.0      | 108.5   | 5.4      | 0.7      | 127.2  | 19.0     | 0.0      | 109.0   | 7.6      | 0.3      |
|                  | Mei/May           | 118.2  | 5.2      | 3.2      | 93.4  | 0.0      | 0.0      | 111.0   | 7.2      | 2.3      | 121.5  | 13.7     | -4.5     | 109.8   | 8.9      | 0.7      |
|                  | Jun/June          | 122.8  | 13.7     | 3.9      | 97.1  | 4.0      | 4.0      | 112.3   | 7.5      | 1.2      | 129.4  | 21.0     | 6.5      | 108.5   | 6.7      | -1.2     |
|                  | Jul/July          | 120.5  | 8.3      | -1.9     | 102.5   | 9.7      | 5.6      | 113.2   | 8.2      | 0.8      | 134.9  | 26.2     | 4.3      | 109.5   | 8.8      | 0.9      |
|                  | Ogos/Aug          | 114.7  | 1.3      | -4.8     | 107.5   | 15.1     | 4.9      | 114.6   | 7.0      | 1.2      | 142.9  | 33.7     | 5.9      | 108.4   | 5.8      | -1.0     |
|                  | Sept              | 120.3  | 2.7      | 4.9      | 107.5   | 15.1     | 0.0      | 115.9   | 9.5      | 1.1      | 142.7  | 33.5     | -0.1     | 107.6   | 3.9      | -0.7     |
|                  | Okt/Oct           | 121.0  | 0.5      | 0.6      | 107.5   | 15.1     | 0.0      | 115.5   | 8.7      | -0.3     | 142.9  | 33.7     | 0.1      | 107.2   | 2.5      | -0.4     |
|                  | Nov               | 117.7  | -3.4     | -2.7     | 107.5   | 15.1     | 0.0      | 116.9   | 10.2     | 1.2      | 142.9  | 33.7     | 0.0      | 108.0   | 3.1      | 0.7      |
|                  | Dis/Dec           | 117.5  | -0.3     | -0.2     | 107.5   | 15.1     | 0.0      | 120.4   | 14.2     | 3.0      | 136.0  | 21.5     | -4.8     | 108.5   | 3.3      | 0.5      |
| 2023             | Jan               | 119.3  | 3.6      | 1.5      | 107.5   | 15.1     | 0.0      | 121.1   | 14.8     | 0.6      | 132.6  | 10.7     | -2.5     | 107.5   | 0.7      | -0.9     |
|                  | Feb               | 117.0  | 2.3      | -1.9     | 107.5   | 15.1     | 0.0      | 119.5   | 10.6     | -1.3     | 134.6  | 12.4     | 1.5      | 107.9   | 0.1      | 0.4      |
|                  | Mac/Mar           | 114.9  | 2.7      | -1.8     | 107.5   | 15.1     | 0.0      | 120.2   | 11.6     | 0.6      | 138.0  | 8.5      | 2.5      | 109.0   | 0.3      | 1.0      |
|                  | Apr               | 121.8  | 6.4      | 6.0      | 107.5   | 15.1     | 0.0      | 121.9   | 12.4     | 1.4      | 135.7  | 6.7      | -1.7     | 107.6   | -1.3     | -1.3     |
|                  | Mei/May           | 127.7  | 8.0      | 4.8      | 107.5   | 15.1     | 0.0      | 124.9   | 12.5     | 2.5      | 140.3  | 15.5     | 3.4      | 106.2   | -3.3     | -1.3     |
|                  | Jun/June          | 137.0  | 11.6     | 7.3      | 107.5   | 10.7     | 0.0      | 123.5   | 10.0     | -1.1     | 149.2  | 15.3     | 6.3      | 106.4   | -1.9     | 0.2      |
|                  | Jul/July          | 141.0  | 17.0     | 2.9      | 107.5   | 4.9      | 0.0      | 126.3   | 11.6     | 2.3      | 147.5  | 9.3      | -1.1     | 105.7   | -3.5     | -0.7     |
|                  | Ogos/Aug          | 151.2  | 31.8     | 7.2      | 107.5   | 0.0      | 0.0      | 125.6   | 9.6      | -0.6     | 155.7  | 9.0      | 5.6      | 105.6   | -2.6     | -0.1     |
|                  | Sept              | 163.6  | 36.0     | 8.2      | 107.5   | 0.0      | 0.0      | 125.3   | 8.1      | -0.2     | 158.4  | 11.0     | 1.7      | 103.3   | -4.0     | -2.2     |
|                  | Okt/Oct           | 155.5  | 28.5     | -5.0     | 107.5   | 0.0      | 0.0      | 127.7   | 10.6     | 1.9      | 160.0  | 12.0     | 1.0      | 104.0   | -3.0     | 0.7      |

| Tempoh           | Kumpulan      | 274   |      | 275  |      | 279   |      | 281  |      | 282  |      | 291  |      |
|------------------|---------------|---|------|--|------|---|------|--|------|--|------|--|------|
| Period           | Group         | Pembuatan kelengkapan pencahayaan elektrik<br><i>Manufacture of electric lighting equipment</i> |      | Pembuatan perkakasan domestik<br><i>Manufacture of domestic appliances</i> |      | Pembuatan kelengkapan elektrik lain<br><i>Manufacture of other electrical equipment</i> |      | Pembuatan jentera kegunaan umum<br><i>Manufacture of general-purpose machinery</i> |      | Pembuatan jentera kegunaan khas<br><i>Manufacture of special-purpose machinery</i> |      | Pembuatan kenderaan bermotor<br><i>Manufacture of motor vehicles</i> |      |
| Wajaran (Weight) |               | 0.063   |      | 0.530  |      | 0.318   |      | 1.257  |      | 0.801  |      | 2.315  |      |
|                  |               | Indeks  | YoY  | Indeks   | YoY  | Indeks  | YoY  | Indeks   | YoY  | Indeks   | YoY  | Indeks   | YoY  |
|                  |               | Index   | %    | Index  | %    | Index   | %    | Index  | %    | Index  | %    | Index  | %    |
| 2011             |               | -   | -    | 100.6  | 0.6  | -   | -    | 99.5   | -0.5 | 99.0   | -1.0 | 100.3  | 0.3  |
| 2012             |               | -   | -    | 101.0  | 0.4  | -   | -    | 99.9   | 0.4  | 98.9   | -0.1 | 99.1   | -1.2 |
| 2013             |               | -   | -    | 101.7  | 0.7  | -   | -    | 100.1  | 0.2  | 98.9   | 0.0  | 99.1   | 0.0  |
| 2014             |               | -   | -    | 102.5  | 0.8  | -   | -    | 101.1  | 1.0  | 98.9   | 0.0  | 99.2   | 0.1  |
| 2015             |               | -   | -    | 101.4  | -1.1 | -   | -    | 102.0  | 0.9  | 101.3  | 2.4  | 99.2   | 0.0  |
| 2016             |               | -   | -    | 101.1  | -0.3 | -   | -    | 102.3  | 0.3  | 102.5  | 1.2  | 99.7   | 0.5  |
| 2017             |               | 105.0   | -    | 105.3  | 4.2  | 105.0   | -    | 100.9  | -1.4 | 102.0  | -0.5 | 102.2  | 2.5  |
| 2018             |               | 105.9   | 0.9  | 106.7  | 1.3  | 102.8   | -2.1 | 100.7  | -0.2 | 98.1   | -3.8 | 98.1   | -4.0 |
| 2019             |               | 104.7   | -1.1 | 106.4  | -0.3 | 109.5   | 6.5  | 101.5  | 0.8  | 98.4   | 0.3  | 102.9  | 4.9  |
| 2020             |               | 111.5   | 6.5  | 102.4  | -3.8 | 116.7   | 6.6  | 100.4  | -1.1 | 95.0   | -3.5 | 99.2   | -3.6 |
| 2021             |               | 113.3   | 1.6  | 108.2  | 5.7  | 110.0   | -5.7 | 101.2  | 0.8  | 99.2   | 4.4  | 100.4  | 1.2  |
| 2022             |               | 120.5   | 6.4  | 114.7  | 6.0  | 123.1   | 11.9 | 103.7  | 2.5  | 100.9  | 1.7  | 104.5  | 4.1  |
| 2017             | ST1/Q1        | 103.3   | -    | 102.7  | 1.7  | 103.3   | -    | 100.8  | -2.5 | 102.6  | 0.6  | 101.8  | 2.2  |
|                  | ST2/Q2        | 105.0   | -    | 105.7  | 4.7  | 105.0   | -    | 100.1  | -1.9 | 102.5  | 0.0  | 102.7  | 3.0  |
|                  | ST3/Q3        | 105.3   | -    | 108.2  | 7.0  | 105.3   | -    | 101.4  | -0.5 | 101.6  | -0.8 | 102.1  | 2.4  |
|                  | ST4/Q4        | 106.4   | -    | 104.5  | 3.2  | 106.4   | -    | 101.3  | -0.6 | 101.5  | -1.5 | 102.1  | 2.4  |
| 2018             | ST1/Q1        | 108.6   | 5.1  | 105.5  | 2.7  | 96.8  | -6.3 | 99.6   | -1.2 | 98.1   | -4.4 | 100.1  | -1.7 |
|                  | ST2/Q2        | 106.3   | 1.2  | 108.0  | 2.2  | 94.9  | -9.6 | 100.2  | 0.1  | 97.8   | -4.6 | 94.4   | -8.1 |
|                  | ST3/Q3        | 103.0   | -2.2 | 107.2  | -0.9 | 109.7   | 4.2  | 100.9  | -0.5 | 98.2   | -3.3 | 97.1   | -4.9 |
|                  | ST4/Q4        | 105.8   | -0.6 | 106.1  | 1.5  | 110.0   | 3.4  | 102.2  | 0.9  | 98.3   | -3.2 | 100.7  | -1.4 |
| 2019             | ST1/Q1        | 105.8   | -2.6 | 106.6  | 1.0  | 109.8   | 13.4 | 101.4  | 1.8  | 99.2   | 1.1  | 102.7  | 2.6  |
|                  | ST2/Q2        | 105.8   | -0.5 | 106.7  | -1.2 | 109.3   | 15.2 | 100.8  | 0.6  | 99.1   | 1.3  | 103.7  | 9.9  |
|                  | ST3/Q3        | 104.8   | 1.7  | 106.2  | -0.9 | 109.5   | -0.2 | 101.4  | 0.5  | 97.9   | -0.3 | 103.3  | 6.4  |
|                  | ST4/Q4        | 102.4   | -3.2 | 106.0  | -0.1 | 109.5   | -0.5 | 102.2  | 0.0  | 97.3   | -1.0 | 101.7  | 1.0  |
| 2020             | ST1/Q1        | 110.2   | 4.2  | 103.2  | -3.2 | 113.2   | 3.1  | 101.8  | 0.4  | 94.9   | -4.3 | 99.9   | -2.7 |
|                  | ST2/Q2        | 111.8   | 5.7  | 102.7  | -3.7 | 120.4   | 10.2 | 100.4  | -0.4 | 95.1   | -4.0 | 100.4  | -3.2 |
|                  | ST3/Q3        | 113.2   | 8.0  | 100.5  | -5.4 | 117.5   | 7.3  | 99.0   | -2.4 | 94.0   | -4.0 | 98.2   | -4.9 |
|                  | ST4/Q4        | 110.8   | 8.2  | 103.0  | -2.8 | 115.7   | 5.7  | 100.3  | -1.9 | 96.1   | -1.2 | 98.4   | -3.2 |
| 2021             | ST1/Q1        | 112.8   | 2.4  | 107.1  | 3.8  | 107.6   | -4.9 | 100.1  | -1.7 | 97.8   | 3.1  | 100.9  | 1.0  |
|                  | ST2/Q2        | 113.4   | 1.4  | 106.7  | 3.9  | 108.9   | -9.6 | 100.9  | 0.5  | 99.2   | 4.3  | 100.4  | 0.0  |
|                  | ST3/Q3        | 113.4   | 0.2  | 107.9  | 7.4  | 111.3   | -5.3 | 101.5  | 2.5  | 99.5   | 5.9  | 100.1  | 1.9  |
|                  | ST4/Q4        | 113.6   | 2.5  | 111.0  | 7.8  | 112.0   | -3.2 | 102.5  | 2.2  | 100.0  | 4.1  | 100.3  | 1.9  |
| 2022             | ST1/Q1        | 111.5   | -1.2 | 113.6  | 6.1  | 115.9   | 7.7  | 103.0  | 2.9  | 100.8  | 3.1  | 103.6  | 2.7  |
|                  | ST2/Q2        | 114.2   | 0.7  | 114.2  | 7.0  | 121.4   | 11.5 | 102.6  | 1.7  | 101.1  | 1.9  | 104.5  | 4.1  |
|                  | ST3/Q3        | 125.6   | 10.8 | 115.9  | 7.4  | 126.1   | 13.3 | 103.6  | 2.1  | 101.6  | 2.1  | 104.8  | 4.7  |
|                  | ST4/Q4        | 130.6   | 15.0 | 115.1  | 3.7  | 128.9   | 15.1 | 105.7  | 3.1  | 100.3  | 0.3  | 105.2  | 4.9  |
| 2023             | ST1/Q1        | 144.0   | 10.3 | 113.7  | -1.2 | 126.1   | -2.2 | 103.9  | -1.7 | 100.3  | 0.0  | 107.4  | 2.1  |
|                  | ST2/Q2        | 142.4   | -1.1 | 116.2  | 2.2  | 124.6   | -1.2 | 102.6  | -1.3 | 95.2   | -5.1 | 112.6  | 4.8  |
|                  | ST3/Q3        | 136.8   | -3.9 | 117.7  | 1.3  | 125.2   | 0.5  | 101.3  | -1.3 | 93.0   | -2.3 | 118.4  | 5.2  |
| 2022             | Jan - Okt/Oct | 120.5   | 6.4  | 114.7  | 6.0  | 123.1   | 11.9 | 103.7  | 2.5  | 100.9  | 1.7  | 104.5  | 4.1  |
| 2023             | Jan - Okt/Oct | 140.7   | 16.8 | 115.9  | 1.0  | 126.0   | 2.4  | 102.5  | -1.2 | 95.6   | -5.3 | 113.7  | 8.8  |

| Tempoh<br>Period | Kumpulan<br>Group | 274  |          |          | 275   |          |          | 279  |          |          | 281   |          |          | 282   |          |          | 291   |          |          |
|------------------|-------------------|--|----------|----------|---|----------|----------|--|----------|----------|---|----------|----------|---|----------|----------|---|----------|----------|
|                  |                   | Pembuatan kelengkapan pencahayaan elektrik<br>Manufacture of electric lighting equipment |          |          | Pembuatan perkakasan domestik<br>Manufacture of domestic appliances |          |          | Pembuatan kelengkapan elektrik lain<br>Manufacture of other electrical equipment |          |          | Pembuatan jentera kegunaan umum<br>Manufacture of general-purpose machinery |          |          | Pembuatan jentera kegunaan khas<br>Manufacture of special-purpose machinery |          |          | Pembuatan kenderaan bermotor<br>Manufacture of motor vehicles |          |          |
| Wajaran (Weight) |                   | 0.063  |          |          | 0.530   |          |          | 0.318  |          |          | 1.257   |          |          | 0.801   |          |          | 2.315   |          |          |
|                  |                   | Indeks<br>Index  | YoY<br>% | MoM<br>% | Indeks<br>Index   | YoY<br>% | MoM<br>% | Indeks<br>Index  | YoY<br>% | MoM<br>% | Indeks<br>Index   | YoY<br>% | MoM<br>% | Indeks<br>Index   | YoY<br>% | MoM<br>% | Indeks<br>Index   | YoY<br>% | MoM<br>% |
| 2020             | Jan               | 109.0  | 3.0      | 2.5      | 105.4   | -1.1     | -0.6     | 112.7  | 2.6      | 2.9      | 102.5   | 0.6      | 0.3      | 94.6  | -5.4     | -1.4     | 99.0  | -3.2     | -0.9     |
|                  | Feb               | 109.3  | 3.3      | 0.3      | 101.9   | -4.4     | -3.3     | 110.3  | 0.5      | -2.1     | 101.9   | 0.4      | -0.6     | 95.2  | -3.4     | 0.6      | 100.5   | -2.7     | 1.5      |
|                  | Mac/Mar           | 112.4  | 6.2      | 2.8      | 102.3   | -4.0     | 0.4      | 116.6  | 6.1      | 5.7      | 100.9   | 0.0      | -1.0     | 95.0  | -4.2     | -0.2     | 100.2   | -2.3     | -0.3     |
|                  | Apr               | 116.1  | 9.7      | 3.3      | 102.3   | -4.0     | 0.0      | 117.7  | 7.2      | 0.9      | 101.3   | 0.9      | 0.4      | 95.3  | -3.0     | 0.3      | 100.4   | -1.4     | 0.2      |
|                  | Mei/May           | 109.9  | 3.9      | -5.3     | 102.8   | -3.7     | 0.5      | 123.4  | 13.5     | 4.8      | 100.4   | -0.2     | -0.9     | 95.3  | -4.6     | 0.0      | 101.8   | -2.1     | 1.4      |
|                  | Jun/June          | 109.4  | 3.4      | -0.5     | 103.0   | -3.5     | 0.2      | 120.0  | 9.7      | -2.8     | 99.6  | -1.8     | -0.8     | 94.8  | -4.4     | -0.5     | 99.1  | -6.0     | -2.7     |
|                  | Jul/July          | 113.5  | 7.3      | 3.7      | 100.7   | -5.6     | -2.2     | 119.3  | 8.9      | -0.6     | 98.3  | -2.7     | -1.3     | 93.8  | -3.3     | -1.1     | 98.6  | -4.2     | -0.5     |
|                  | Ogos/Aug          | 114.5  | 8.2      | 0.9      | 100.0   | -5.7     | -0.7     | 114.0  | 4.1      | -4.4     | 98.7  | -2.7     | 0.4      | 94.3  | -3.7     | 0.5      | 98.0  | -4.9     | -0.6     |
|                  | Sept              | 111.7  | 8.7      | -2.4     | 100.7   | -5.0     | 0.7      | 119.1  | 8.8      | 4.5      | 100.1   | -1.6     | 1.4      | 93.8  | -5.2     | -0.5     | 97.9  | -5.9     | -0.1     |
|                  | Okt/Oct           | 108.7  | 8.3      | -2.7     | 101.8   | -4.0     | 1.1      | 115.7  | 5.7      | -2.9     | 100.4   | -2.0     | 0.3      | 94.0  | -4.5     | 0.2      | 96.6  | -5.8     | -1.3     |
|                  | Nov               | 110.3  | 9.9      | 1.5      | 102.9   | -2.9     | 1.1      | 115.1  | 5.1      | -0.5     | 100.1   | -2.0     | -0.3     | 96.7  | -1.0     | 2.9      | 98.4  | -4.1     | 1.9      |
|                  | Dis/Dec           | 113.4  | 6.7      | 2.8      | 104.4   | -1.5     | 1.5      | 116.4  | 6.3      | 1.1      | 100.5   | -1.7     | 0.4      | 97.6  | 1.8      | 0.9      | 100.1   | 0.2      | 1.7      |
| 2021             | Jan               | 111.7  | 2.5      | -1.5     | 106.0   | 0.6      | 1.5      | 110.1  | -2.3     | -5.4     | 99.6  | -2.8     | -0.9     | 97.7  | 3.3      | 0.1      | 100.8   | 1.8      | 0.7      |
|                  | Feb               | 113.4  | 3.8      | 1.5      | 106.3   | 4.3      | 0.3      | 107.7  | -2.4     | -2.2     | 101.0   | -0.9     | 1.4      | 98.3  | 3.3      | 0.6      | 100.5   | 0.0      | -0.3     |
|                  | Mac/Mar           | 113.4  | 0.9      | 0.0      | 108.9   | 6.5      | 2.4      | 105.0  | -9.9     | -2.5     | 99.6  | -1.3     | -1.4     | 97.4  | 2.5      | -0.9     | 101.3   | 1.1      | 0.8      |
|                  | Apr               | 113.4  | -2.3     | 0.0      | 107.7   | 5.3      | -1.1     | 105.9  | -10.0    | 0.9      | 100.7   | -0.6     | 1.1      | 98.7  | 3.6      | 1.3      | 99.8  | -0.6     | -1.5     |
|                  | Mei/May           | 113.4  | 3.2      | 0.0      | 106.1   | 3.2      | -1.5     | 109.4  | -11.3    | 3.3      | 101.0   | 0.6      | 0.3      | 99.1  | 4.0      | 0.4      | 101.1   | -0.7     | 1.3      |
|                  | Jun/June          | 113.4  | 3.7      | 0.0      | 106.2   | 3.1      | 0.1      | 111.4  | -7.2     | 1.8      | 100.9   | 1.3      | -0.1     | 99.9  | 5.4      | 0.8      | 100.4   | 1.3      | -0.7     |
|                  | Jul/July          | 113.4  | -0.1     | 0.0      | 107.0   | 6.3      | 0.8      | 109.4  | -8.3     | -1.8     | 101.3   | 3.1      | 0.4      | 100.1   | 6.7      | 0.2      | 100.1   | 1.5      | -0.3     |
|                  | Ogos/Aug          | 113.4  | -1.0     | 0.0      | 109.6   | 9.6      | 2.4      | 111.4  | -2.3     | 1.8      | 101.3   | 2.6      | 0.0      | 99.5  | 5.5      | -0.6     | 100.1   | 2.1      | 0.0      |
|                  | Sept              | 113.3  | 1.4      | -0.1     | 107.2   | 6.5      | -2.2     | 113.2  | -5.0     | 1.6      | 102.0   | 1.9      | 0.7      | 99.0  | 5.5      | -0.5     | 100.2   | 2.3      | 0.1      |
|                  | Okt/Oct           | 113.1  | 4.0      | -0.2     | 109.8   | 7.9      | 2.4      | 113.9  | -1.6     | 0.6      | 102.1   | 1.7      | 0.1      | 99.5  | 5.9      | 0.5      | 100.3   | 3.8      | 0.1      |
|                  | Nov               | 113.8  | 3.2      | 0.6      | 111.7   | 8.6      | 1.7      | 111.1  | -3.5     | -2.5     | 102.4   | 2.3      | 0.3      | 100.4   | 3.8      | 0.9      | 100.3   | 1.9      | 0.0      |
|                  | Dis/Dec           | 113.8  | 0.4      | 0.0      | 111.4   | 6.7      | -0.3     | 110.9  | -4.7     | -0.2     | 103.0   | 2.5      | 0.6      | 100.2   | 2.7      | -0.2     | 100.2   | 0.1      | -0.1     |
| 2022             | Jan               | 113.8  | 1.9      | 0.0      | 113.6   | 7.2      | 2.0      | 113.8  | 3.4      | 2.6      | 103.5   | 3.9      | 0.5      | 101.2   | 3.6      | 1.0      | 102.4   | 1.6      | 2.2      |
|                  | Feb               | 111.4  | -1.8     | -2.1     | 114.0   | 7.2      | 0.4      | 116.3  | 8.0      | 2.2      | 102.8   | 1.8      | -0.7     | 101.0   | 2.7      | -0.2     | 103.3   | 2.8      | 0.9      |
|                  | Mac/Mar           | 109.2  | -3.7     | -2.0     | 113.2   | 3.9      | -0.7     | 117.6  | 12.0     | 1.1      | 102.6   | 3.0      | -0.2     | 100.1   | 2.8      | -0.9     | 105.1   | 3.8      | 1.7      |
|                  | Apr               | 110.5  | -2.6     | 1.2      | 113.1   | 5.0      | -0.1     | 119.5  | 12.8     | 1.6      | 102.9   | 2.2      | 0.3      | 99.4  | 0.7      | -0.7     | 104.5   | 4.7      | -0.6     |
|                  | Mei/May           | 114.3  | 0.8      | 3.4      | 114.8   | 8.2      | 1.5      | 121.1  | 10.7     | 1.3      | 102.3   | 1.3      | -0.6     | 101.3   | 2.2      | 1.9      | 104.3   | 3.2      | -0.2     |
|                  | Jun/June          | 117.8  | 3.9      | 3.1      | 114.8   | 8.1      | 0.0      | 123.7  | 11.0     | 2.1      | 102.7   | 1.8      | 0.4      | 102.6   | 2.7      | 1.3      | 104.6   | 4.2      | 0.3      |
|                  | Jul/July          | 121.2  | 6.9      | 2.9      | 115.3   | 7.8      | 0.4      | 125.6  | 14.8     | 1.5      | 102.4   | 1.1      | -0.3     | 102.5   | 2.4      | -0.1     | 104.7   | 4.6      | 0.1      |
|                  | Ogos/Aug          | 127.5  | 12.4     | 5.2      | 116.9   | 6.7      | 1.4      | 123.6  | 11.0     | -1.6     | 103.4   | 2.1      | 1.0      | 101.6   | 2.1      | -0.9     | 104.7   | 4.6      | 0.0      |
|                  | Sept              | 128.0  | 13.0     | 0.4      | 115.6   | 7.8      | -1.1     | 129.2  | 14.1     | 4.5      | 105.0   | 2.9      | 1.5      | 100.7   | 1.7      | -0.9     | 104.9   | 4.7      | 0.2      |
|                  | Okt/Oct           | 127.5  | 12.7     | -0.4     | 114.7   | 4.5      | -0.8     | 124.9  | 9.7      | -3.3     | 106.7   | 4.5      | 1.6      | 100.0   | 0.5      | -0.7     | 104.8   | 4.5      | -0.1     |
|                  | Nov               | 130.1  | 14.3     | 2.0      | 115.0   | 3.0      | 0.3      | 130.5  | 17.5     | 4.5      | 105.4   | 2.9      | -1.2     | 99.7  | -0.7     | -0.3     | 105.1   | 4.8      | 0.3      |
|                  | Dis/Dec           | 134.3  | 18.0     | 3.2      | 115.7   | 3.9      | 0.6      | 131.2  | 18.3     | 0.5      | 105.1   | 2.0      | -0.3     | 101.2   | 1.0      | 1.5      | 105.7   | 5.5      | 0.6      |
| 2023             | Jan               | 142.0  | 24.8     | 5.7      | 115.0   | 1.2      | -0.6     | 127.4  | 12.0     | -2.9     | 105.3   | 1.7      | 0.2      | 102.0   | 0.8      | 0.8      | 106.0   | 3.5      | 0.3      |
|                  | Feb               | 145.3  | 30.4     | 2.3      | 112.4   | -1.4     | -2.3     | 125.6  | 8.0      | -1.4     | 104.2   | 1.4      | -1.0     | 100.9   | -0.1     | -1.1     | 107.5   | 4.1      | 1.4      |
|                  | Mac/Mar           | 144.8  | 32.6     | -0.3     | 113.7   | 0.4      | 1.2      | 125.4  | 6.6      | -0.2     | 102.3   | -0.3     | -1.8     | 98.0  | -2.1     | -2.9     | 108.6   | 3.3      | 1.0      |
|                  | Apr               | 144.9  | 31.1     | 0.1      | 113.8   | 0.6      | 0.1      | 126.3  | 5.7      | 0.7      | 103.2   | 0.3      | 0.9      | 96.4  | -3.0     | -1.6     | 110.3   | 5.6      | 1.6      |
|                  | Mei/May           | 142.1  | 24.3     | -1.9     | 116.5   | 1.5      | 2.4      | 125.0  | 3.2      | -1.0     | 101.7   | -0.6     | -1.5     | 94.8  | -6.4     | -1.7     | 112.7   | 8.1      | 2.2      |
|                  | Jun/June          | 140.2  | 19.0     | -1.3     | 118.3   | 3.0      | 1.5      | 122.5  | -1.0     | -2.0     | 102.9   | 0.2      | 1.2      | 94.3  | -8.1     | -0.5     | 114.8   | 9.8      | 1.9      |
|                  | Jul/July          | 136.0  | 12.2     | -3.0     | 117.6   | 2.0      | -0.6     | 125.3  | -0.2     | 2.3      | 101.3   | -1.1     | -1.6     | 94.2  | -8.1     | -0.1     | 116.6   | 11.4     | 1.6      |
|                  | Ogos/Aug          | 139.3  | 9.3      | 2.4      | 118.2   | 1.1      | 0.5      | 122.4  | -1.0     | -2.3     | 101.3   | -2.0     | 0.0      | 93.3  | -8.2     | -1.0     | 118.1   | 12.8     | 1.3      |
|                  | Sept              | 135.0  | 5.5      | -3.1     | 117.2   | 1.4      | -0.8     | 127.9  | -1.0     | 4.5      | 101.4   | -3.4     | 0.1      | 91.4  | -9.2     | -2.0     | 120.4   | 14.8     | 1.9      |
|                  | Okt/Oct           | 137.1  | 7.5      | 1.6      | 116.5   | 1.6      | -0.6     | 131.8  | 5.5      | 3.0      | 101.5   | -4.9     | 0.1      | 91.0  | -9.0     | -0.4     | 121.5   | 15.9     | 0.9      |

| Tempoh<br>Period | Kumpulan<br>Group | 292  |          | 293   |          | 301  |          | 302  |          | 303  |          |
|------------------|-------------------|--|----------|---|----------|--|----------|--|----------|--|----------|
|                  |                   | Pembuatan kerangka (coachwork) untuk kenderaan bermotor; pembuatan treler dan semi treler<br>Manufacture of bodies (coachwork) for motor vehicles; manufacture of trailers and semi-trailers |          | Pembuatan alat ganti dan aksesori untuk kenderaan bermotor<br>Manufacture of parts and accessories for motor vehicles |          | Pembinaan kapal dan bot<br>Building of ships and boats |          | Pembuatan lokomotif keretapi dan rolling stock<br>Manufacture of railway locomotives and rolling stock |          | Pembuatan kapal angkasa dan udara dan jentera berkaitan<br>Manufacture of air and spacecraft and related machinery |          |
| Wajaran (Weight) |                   | 0.095  |          | 1.553   |          | 0.570  |          | 0.028  |          | 0.282  |          |
|                  |                   | Indeks<br>Index  | YoY<br>% | Indeks<br>Index   | YoY<br>% | Indeks<br>Index  | YoY<br>% | Indeks<br>Index  | YoY<br>% | Indeks<br>Index  | YoY<br>% |
| 2011             |                   | -  | -        | 100.8   | 0.8      | -  | -        | -  | -        | -  | -        |
| 2012             |                   | -  | -        | 103.0   | 2.2      | -  | -        | -  | -        | -  | -        |
| 2013             |                   | -  | -        | 104.5   | 1.5      | -  | -        | -  | -        | -  | -        |
| 2014             |                   | -  | -        | 103.7   | -0.8     | -  | -        | -  | -        | -  | -        |
| 2015             |                   | -  | -        | 103.4   | -0.3     | -  | -        | -  | -        | -  | -        |
| 2016             |                   | -  | -        | 106.0   | 2.5      | -  | -        | -  | -        | -  | -        |
| 2017             |                   | 104.6  | -        | 109.7   | 3.5      | 130.2  | -        | 130.2  | -        | 130.2  | -        |
| 2018             |                   | 101.7  | -2.8     | 109.4   | -0.3     | 132.9  | 2.1      | 129.2  | -0.8     | 135.9  | 4.4      |
| 2019             |                   | 101.9  | 0.2      | 111.0   | 1.5      | 139.1  | 4.7      | 131.9  | 2.1      | 138.1  | 1.6      |
| 2020             |                   | 102.2  | 0.3      | 112.2   | 1.1      | 133.3  | -4.2     | 137.4  | 4.2      | 134.2  | -2.8     |
| 2021             |                   | 110.3  | 7.9      | 113.0   | 0.7      | 130.5  | -2.1     | 131.2  | -4.5     | 107.3  | -20.0    |
| 2022             |                   | 108.4  | -1.7     | 119.1   | 5.4      | 132.0  | 1.1      | 144.7  | 10.3     | 129.9  | 21.1     |
| 2017             | ST1/Q1            | 104.3  | -        | 109.2   | 4.9      | 130.5  | -        | 130.5  | -        | 130.5  | -        |
|                  | ST2/Q2            | 105.0  | -        | 109.8   | 4.1      | 130.3  | -        | 130.3  | -        | 130.3  | -        |
|                  | ST3/Q3            | 104.8  | -        | 110.4   | 3.7      | 130.0  | -        | 130.0  | -        | 130.0  | -        |
|                  | ST4/Q4            | 104.4  | -        | 109.3   | 1.4      | 130.0  | -        | 130.0  | -        | 130.0  | -        |
| 2018             | ST1/Q1            | 101.4  | -2.8     | 107.7   | -1.4     | 131.3  | 0.6      | 133.3  | 2.1      | 151.7  | 16.2     |
|                  | ST2/Q2            | 100.7  | -4.1     | 109.5   | -0.3     | 128.3  | -1.5     | 129.2  | -0.8     | 144.6  | 11.0     |
|                  | ST3/Q3            | 102.7  | -2.0     | 110.2   | -0.2     | 131.6  | 1.2      | 126.3  | -2.8     | 126.0  | -3.1     |
|                  | ST4/Q4            | 102.0  | -2.3     | 110.3   | 0.9      | 140.3  | 7.9      | 128.2  | -1.4     | 121.4  | -6.6     |
| 2019             | ST1/Q1            | 100.9  | -0.5     | 111.1   | 3.2      | 138.3  | 5.3      | 129.3  | -3.0     | 130.7  | -13.8    |
|                  | ST2/Q2            | 101.5  | 0.8      | 110.6   | 1.0      | 139.3  | 8.6      | 132.8  | 2.8      | 139.7  | -3.4     |
|                  | ST3/Q3            | 103.2  | 0.5      | 110.8   | 0.5      | 139.8  | 6.2      | 133.9  | 6.0      | 145.8  | 15.7     |
|                  | ST4/Q4            | 101.9  | -0.1     | 111.7   | 1.3      | 139.1  | -0.9     | 131.6  | 2.7      | 136.3  | 12.3     |
| 2020             | ST1/Q1            | 101.4  | 0.5      | 112.8   | 1.5      | 137.3  | -0.7     | 133.9  | 3.6      | 139.7  | 6.9      |
|                  | ST2/Q2            | 101.1  | -0.4     | 112.7   | 1.9      | 135.2  | -2.9     | 138.7  | 4.4      | 138.5  | -0.9     |
|                  | ST3/Q3            | 102.1  | -1.1     | 112.2   | 1.3      | 130.4  | -6.7     | 143.8  | 7.4      | 130.8  | -10.3    |
|                  | ST4/Q4            | 104.1  | 2.2      | 111.1   | -0.5     | 130.0  | -6.5     | 133.1  | 1.1      | 127.7  | -6.3     |
| 2021             | ST1/Q1            | 109.0  | 7.5      | 112.5   | -0.3     | 129.8  | -5.5     | 130.4  | -2.6     | 112.9  | -19.2    |
|                  | ST2/Q2            | 112.9  | 11.7     | 113.3   | 0.5      | 130.2  | -3.7     | 132.5  | -4.5     | 109.9  | -20.6    |
|                  | ST3/Q3            | 111.3  | 9.0      | 112.7   | 0.4      | 130.6  | 0.2      | 125.1  | -13.0    | 103.8  | -20.6    |
|                  | ST4/Q4            | 108.1  | 3.8      | 113.4   | 2.1      | 131.3  | 1.0      | 136.9  | 2.9      | 102.4  | -19.8    |
| 2022             | ST1/Q1            | 109.3  | 0.3      | 114.9   | 2.1      | 130.9  | 0.8      | 136.1  | 4.4      | 104.6  | -7.4     |
|                  | ST2/Q2            | 108.0  | -4.3     | 118.0   | 4.1      | 133.6  | 2.6      | 145.6  | 9.9      | 119.0  | 8.3      |
|                  | ST3/Q3            | 108.4  | -2.6     | 120.8   | 7.2      | 131.5  | 0.7      | 148.5  | 18.7     | 135.3  | 30.3     |
|                  | ST4/Q4            | 108.0  | -0.1     | 122.8   | 8.3      | 132.2  | 0.7      | 148.5  | 8.5      | 160.5  | 56.7     |
| 2023             | ST1/Q1            | 104.2  | -3.5     | 126.3   | 2.9      | 128.2  | -3.0     | 149.3  | 0.5      | 162.1  | 1.0      |
|                  | ST2/Q2            | 110.4  | 6.0      | 128.6   | 1.8      | 116.4  | -9.2     | 152.2  | 1.9      | 157.5  | -2.8     |
|                  | ST3/Q3            | 110.4  | 0.0      | 128.4   | -0.2     | 109.8  | -5.7     | 162.9  | 7.0      | 151.9  | -3.6     |
| 2022             | Jan - Okt/Oct     | 108.4  | -1.7     | 119.1   | 5.4      | 132.0  | 1.1      | 144.7  | 10.3     | 129.9  | 21.1     |
| 2023             | Jan - Okt/Oct     | 108.7  | 0.3      | 127.9   | 7.4      | 117.5  | -11.0    | 156.0  | 7.8      | 155.9  | 20.0     |

| Tempoh<br>Period | Kumpulan<br>Group | 292  |          |          | 293   |          |          | 301  |          |          | 302  |          |          | 303  |          |          |
|------------------|-------------------|--|----------|----------|---|----------|----------|--|----------|----------|--|----------|----------|--|----------|----------|
|                  |                   | Pembuatan kerangka (coachwork) untuk kenderaan bermotor; pembuatan treler dan semi treler<br>Manufacture of bodies (coachwork) for motor vehicles; manufacture of trailers and semi-trailers |          |          | Pembuatan alat ganti dan aksesori untuk kenderaan bermotor<br>Manufacture of parts and accessories for motor vehicles |          |          | Pembinaan kapal dan bot<br>Building of ships and boats |          |          | Pembuatan lokomotif keretapi dan rolling stock<br>Manufacture of railway locomotives and rolling stock |          |          | Pembuatan kapal angkasa dan udara dan jentera berkaitan<br>Manufacture of air and spacecraft and related machinery |          |          |
| Wajaran (Weight) |                   | 0.095  |          |          | 1.553   |          |          | 0.570  |          |          | 0.028  |          |          | 0.282  |          |          |
|                  |                   | Indeks<br>Index  | YoY<br>% | MoM<br>% | Indeks<br>Index   | YoY<br>% | MoM<br>% | Indeks<br>Index  | YoY<br>% | MoM<br>% | Indeks<br>Index  | YoY<br>% | MoM<br>% | Indeks<br>Index  | YoY<br>% | MoM<br>% |
| 2020             | Jan               | 99.7   | -2.0     | -1.6     | 112.3   | 0.7      | 0.2      | 137.8  | -1.8     | -0.9     | 131.5  | 2.7      | 0.0      | 139.6  | 15.0     | 2.6      |
|                  | Feb               | 101.8  | 0.3      | 2.1      | 113.1   | 2.1      | 0.7      | 137.4  | 0.1      | -0.3     | 131.5  | 2.0      | 0.0      | 138.1  | 5.6      | -1.1     |
|                  | Mac/Mar           | 102.8  | 3.4      | 1.0      | 113.1   | 1.9      | 0.0      | 136.7  | -0.4     | -0.5     | 138.7  | 6.0      | 5.5      | 141.4  | 1.1      | 2.4      |
|                  | Apr               | 102.0  | 2.1      | -0.8     | 112.9   | 1.8      | -0.2     | 135.8  | -1.1     | -0.7     | 138.7  | 6.1      | 0.0      | 142.3  | 3.9      | 0.6      |
|                  | Mei/May           | 102.6  | 0.9      | 0.6      | 112.5   | 1.8      | -0.4     | 137.8  | -1.8     | 1.5      | 138.7  | 4.4      | 0.0      | 135.7  | -0.9     | -4.6     |
|                  | Jun/June          | 98.6   | -4.2     | -3.9     | 112.6   | 2.0      | 0.1      | 132.1  | -5.8     | -4.1     | 138.7  | 2.9      | 0.0      | 137.5  | -5.4     | 1.3      |
|                  | Jul/July          | 100.1  | -2.1     | 1.5      | 112.2   | 1.4      | -0.4     | 129.9  | -7.4     | -1.7     | 138.7  | 2.4      | 0.0      | 134.8  | -11.4    | -2.0     |
|                  | Ogos/Aug          | 102.3  | -1.4     | 2.2      | 112.2   | 1.5      | 0.0      | 130.4  | -6.9     | 0.4      | 150.0  | 12.8     | 8.1      | 129.8  | -7.9     | -3.7     |
|                  | Sept              | 104.0  | 0.4      | 1.7      | 112.1   | 0.8      | -0.1     | 131.0  | -5.8     | 0.5      | 142.6  | 7.0      | -4.9     | 127.7  | -11.6    | -1.6     |
|                  | Okt/Oct           | 103.3  | 1.2      | -0.7     | 110.0   | -1.3     | -1.9     | 128.4  | -7.7     | -2.0     | 138.5  | 5.7      | -2.9     | 127.3  | -4.8     | -0.3     |
|                  | Nov               | 104.4  | 2.1      | 1.1      | 111.7   | 0.1      | 1.5      | 129.1  | -7.2     | 0.5      | 134.6  | 1.8      | -2.8     | 128.6  | -7.5     | 1.0      |
|                  | Dis/Dec           | 104.5  | 3.2      | 0.1      | 111.6   | -0.4     | -0.1     | 132.6  | -4.7     | 2.7      | 126.2  | -4.0     | -6.2     | 127.3  | -6.4     | -1.0     |
| 2021             | Jan               | 107.6  | 7.9      | 3.0      | 112.4   | 0.1      | 0.7      | 131.2  | -4.8     | -1.1     | 131.6  | 0.1      | 4.3      | 118.6  | -15.0    | -6.8     |
|                  | Feb               | 109.2  | 7.3      | 1.5      | 112.4   | -0.6     | 0.0      | 128.3  | -6.6     | -2.2     | 132.2  | 0.5      | 0.5      | 110.1  | -20.3    | -7.2     |
|                  | Mac/Mar           | 110.2  | 7.2      | 0.9      | 112.6   | -0.4     | 0.2      | 130.0  | -4.9     | 1.3      | 127.3  | -8.2     | -3.7     | 110.0  | -22.2    | -0.1     |
|                  | Apr               | 111.9  | 9.7      | 1.5      | 113.3   | 0.4      | 0.6      | 130.2  | -4.1     | 0.2      | 131.2  | -5.4     | 3.1      | 109.6  | -23.0    | -0.4     |
|                  | Mei/May           | 113.1  | 10.2     | 1.1      | 113.2   | 0.6      | -0.1     | 129.8  | -5.8     | -0.3     | 131.2  | -5.4     | 0.0      | 109.9  | -19.0    | 0.3      |
|                  | Jun/June          | 113.6  | 15.2     | 0.4      | 113.5   | 0.8      | 0.3      | 130.7  | -1.1     | 0.7      | 135.1  | -2.6     | 3.0      | 110.3  | -19.8    | 0.4      |
|                  | Jul/July          | 113.8  | 13.7     | 0.2      | 113.4   | 1.1      | -0.1     | 130.0  | 0.1      | -0.5     | 131.1  | -5.5     | -3.0     | 108.5  | -19.5    | -1.6     |
|                  | Ogos/Aug          | 110.7  | 8.2      | -2.7     | 112.7   | 0.4      | -0.6     | 130.5  | 0.1      | 0.4      | 120.3  | -19.8    | -8.2     | 103.6  | -20.2    | -4.5     |
|                  | Sept              | 109.5  | 5.3      | -1.1     | 112.0   | -0.1     | -0.6     | 131.2  | 0.2      | 0.5      | 123.9  | -13.1    | 3.0      | 99.4   | -22.2    | -4.1     |
|                  | Okt/Oct           | 109.1  | 5.6      | -0.4     | 112.6   | 2.4      | 0.5      | 132.0  | 2.8      | 0.6      | 136.1  | -1.7     | 9.8      | 102.4  | -19.6    | 3.0      |
|                  | Nov               | 108.0  | 3.4      | -1.0     | 113.4   | 1.5      | 0.7      | 131.0  | 1.5      | -0.8     | 137.3  | 2.0      | 0.9      | 102.2  | -20.5    | -0.2     |
|                  | Dis/Dec           | 107.2  | 2.6      | -0.7     | 114.2   | 2.3      | 0.7      | 131.0  | -1.2     | 0.0      | 137.3  | 8.8      | 0.0      | 102.6  | -19.4    | 0.4      |
| 2022             | Jan               | 106.2  | -1.3     | -0.9     | 115.0   | 2.3      | 0.7      | 131.1  | -0.1     | 0.1      | 140.1  | 6.5      | 2.0      | 102.8  | -13.3    | 0.2      |
|                  | Feb               | 109.7  | 0.5      | 3.3      | 114.2   | 1.6      | -0.7     | 130.8  | 1.9      | -0.2     | 141.3  | 6.9      | 0.9      | 103.0  | -6.4     | 0.2      |
|                  | Mac/Mar           | 112.0  | 1.6      | 2.1      | 115.6   | 2.7      | 1.2      | 130.7  | 0.5      | -0.1     | 127.0  | -0.2     | -10.1    | 108.1  | -1.7     | 5.0      |
|                  | Apr               | 107.7  | -3.8     | -3.8     | 117.0   | 3.3      | 1.2      | 134.3  | 3.1      | 2.8      | 142.7  | 8.8      | 12.4     | 112.8  | 2.9      | 4.3      |
|                  | Mei/May           | 108.7  | -3.9     | 0.9      | 117.3   | 3.6      | 0.3      | 132.7  | 2.2      | -1.2     | 145.6  | 11.0     | 2.0      | 119.3  | 8.6      | 5.8      |
|                  | Jun/June          | 107.6  | -5.3     | -1.0     | 119.6   | 5.4      | 2.0      | 133.8  | 2.4      | 0.8      | 148.5  | 9.9      | 2.0      | 125.0  | 13.3     | 4.8      |
|                  | Jul/July          | 108.0  | -5.1     | 0.4      | 121.5   | 7.1      | 1.6      | 131.8  | 1.4      | -1.5     | 148.5  | 13.3     | 0.0      | 128.7  | 18.6     | 3.0      |
|                  | Ogos/Aug          | 108.7  | -1.8     | 0.6      | 119.7   | 6.2      | -1.5     | 130.3  | -0.2     | -1.1     | 148.5  | 23.4     | 0.0      | 134.4  | 29.7     | 4.4      |
|                  | Sept              | 108.6  | -0.8     | -0.1     | 121.3   | 8.3      | 1.3      | 132.4  | 0.9      | 1.6      | 148.5  | 19.9     | 0.0      | 142.9  | 43.8     | 6.3      |
|                  | Okt/Oct           | 109.0  | -0.1     | 0.4      | 121.7   | 8.1      | 0.3      | 132.9  | 0.7      | 0.4      | 148.5  | 9.1      | 0.0      | 151.9  | 48.3     | 6.3      |
|                  | Nov               | 109.0  | 0.9      | 0.0      | 122.2   | 7.8      | 0.4      | 132.8  | 1.4      | -0.1     | 148.5  | 8.2      | 0.0      | 163.9  | 60.4     | 7.9      |
|                  | Dis/Dec           | 106.1  | -1.0     | -2.7     | 124.6   | 9.1      | 2.0      | 130.9  | -0.1     | -1.4     | 148.5  | 8.2      | 0.0      | 165.7  | 61.5     | 1.1      |
| 2023             | Jan               | 103.8  | -2.3     | -2.2     | 124.9   | 8.6      | 0.2      | 131.8  | 0.5      | 0.7      | 149.0  | 6.4      | 0.3      | 164.2  | 59.7     | -0.9     |
|                  | Feb               | 103.4  | -5.7     | -0.4     | 125.7   | 10.1     | 0.6      | 128.9  | -1.5     | -2.2     | 148.6  | 5.2      | -0.3     | 162.5  | 57.8     | -1.0     |
|                  | Mac/Mar           | 105.3  | -6.0     | 1.8      | 128.4   | 11.1     | 2.1      | 123.9  | -5.2     | -3.9     | 150.2  | 18.3     | 1.1      | 159.6  | 47.6     | -1.8     |
|                  | Apr               | 107.4  | -0.3     | 2.0      | 128.8   | 10.1     | 0.3      | 121.7  | -9.4     | -1.8     | 149.7  | 4.9      | -0.3     | 160.6  | 42.4     | 0.6      |
|                  | Mei/May           | 110.3  | 1.5      | 2.7      | 128.3   | 9.4      | -0.4     | 115.9  | -12.7    | -4.8     | 151.5  | 4.1      | 1.2      | 154.4  | 29.4     | -3.9     |
|                  | Jun/June          | 113.4  | 5.4      | 2.8      | 128.8   | 7.7      | 0.4      | 111.6  | -16.6    | -3.7     | 155.5  | 4.7      | 2.6      | 157.4  | 25.9     | 1.9      |
|                  | Jul/July          | 110.0  | 1.9      | -3.0     | 128.6   | 5.8      | -0.2     | 109.2  | -17.1    | -2.2     | 159.3  | 7.3      | 2.4      | 155.6  | 20.9     | -1.1     |
|                  | Ogos/Aug          | 109.8  | 1.0      | -0.2     | 128.4   | 7.3      | -0.2     | 109.5  | -16.0    | 0.3      | 163.7  | 10.2     | 2.8      | 150.6  | 12.1     | -3.2     |
|                  | Sept              | 111.5  | 2.7      | 1.5      | 128.3   | 5.8      | -0.1     | 110.8  | -16.3    | 1.2      | 165.8  | 11.6     | 1.3      | 149.5  | 4.6      | -0.7     |
|                  | Okt/Oct           | 112.4  | 3.1      | 0.8      | 128.9   | 5.9      | 0.5      | 112.0  | -15.7    | 1.1      | 166.2  | 11.9     | 0.2      | 144.4  | -4.9     | -3.4     |

| Tempoh<br>Period | Kumpulan<br>Group | 304   |          | 309  |          | 310   |          | 351  |          | 352   |          | 360   |          |
|------------------|-------------------|---|----------|--|----------|---|----------|--|----------|---|----------|---|----------|
|                  |                   | Pembuatan kenderaan tempur ketenteraan<br>Manufacture of military fighting vehicles |          | Pembuatan kelengkapan pengangkutan t.t.t.l.<br>Manufacture of transport equipment n.e.c. |          | Pembuatan perabot<br>Manufacture of furniture |          | Penjanaan, penghantaran dan pengagihan tenaga elektrik<br>Electric power generation, transmission and distribution |          | Pembuatan gas; pengagihan bahan api berunsur gas melalui saluran utama<br>Manufacture of gas; distribution of gaseous fuels through mains |          | Penakungan, perawatan dan bekalan air<br>Water collection, treatment and supply |          |
| Wajaran (Weight) |                   | 0.144   |          | 0.380  |          | 0.947   |          | 3.237  |          | 0.205   |          | 0.330   |          |
|                  |                   | Indeks<br>Index   | YoY<br>% | Indeks<br>Index  | YoY<br>% | Indeks<br>Index                               | YoY<br>% | Indeks<br>Index  | YoY<br>% | Indeks<br>Index   | YoY<br>% | Indeks<br>Index   | YoY<br>% |
| 2011             |                   | -   | -        | 101.1  | 1.1      | 102.1   | 2.1      | 102.9  | 2.9      | 121.0   | 21.0     | 104.2   | 4.2      |
| 2012             |                   | -   | -        | 101.5  | 0.4      | 104.1   | 2.0      | 106.4  | 3.4      | 122.2   | 1.0      | 104.1   | -0.1     |
| 2013             |                   | -   | -        | 111.6  | 10.0     | 105.1   | 1.0      | 106.9  | 0.5      | 124.2   | 1.6      | 106.6   | 2.4      |
| 2014             |                   | -   | -        | 112.6  | 0.9      | 105.8   | 0.7      | 118.3  | 10.7     | 131.8   | 6.1      | 107.6   | 0.9      |
| 2015             |                   | -   | -        | 113.5  | 0.8      | 108.3   | 2.4      | 112.0  | -5.3     | 139.0   | 5.5      | 110.3   | 2.5      |
| 2016             |                   | -   | -        | 114.4  | 0.8      | 107.5   | -0.7     | 110.6  | -1.3     | 146.2   | 5.2      | 114.2   | 3.5      |
| 2017             |                   | 130.2   | -        | 130.2  | 13.8     | 108.9   | 1.3      | 112.4  | 1.6      | 153.5   | 5.0      | 114.1   | -0.1     |
| 2018             |                   | 129.2   | -0.8     | 121.1  | -7.0     | 101.0   | -7.3     | 113.4  | 0.9      | 158.2   | 3.1      | 114.4   | 0.3      |
| 2019             |                   | 131.9   | 2.1      | 119.9  | -1.0     | 100.2   | -0.8     | 114.6  | 1.1      | 170.3   | 7.6      | 111.9   | -2.2     |
| 2020             |                   | 127.6   | -3.3     | 119.4  | -0.4     | 101.1   | 0.9      | 113.6  | -0.9     | 180.0   | 5.7      | 111.7   | -0.2     |
| 2021             |                   | 121.2   | -5.0     | 123.9  | 3.8      | 99.2  | -1.9     | 112.2  | -1.2     | 198.2   | 10.1     | 112.3   | 0.5      |
| 2022             |                   | 125.3   | 3.4      | 127.4  | 2.8      | 101.1   | 1.9      | 112.5  | 0.3      | 208.4   | 5.1      | 115.2   | 2.6      |
| 2017             | ST1/Q1            | 130.5   | -        | 130.5  | 14.6     | 109.0   | 1.5      | 112.4  | 3.1      | 152.7   | 3.7      | 113.2   | 0.3      |
|                  | ST2/Q2            | 130.3   | -        | 130.3  | 15.1     | 109.2   | 1.5      | 112.0  | 2.2      | 153.8   | 8.6      | 114.2   | -0.5     |
|                  | ST3/Q3            | 130.0   | -        | 130.0  | 14.1     | 108.7   | 1.0      | 112.8  | 1.4      | 153.9   | 4.2      | 114.6   | 0.3      |
|                  | ST4/Q4            | 130.0   | -        | 130.0  | 11.4     | 108.8   | 1.3      | 112.3  | -0.1     | 153.4   | 3.5      | 114.4   | -0.3     |
| 2018             | ST1/Q1            | 133.3   | 2.1      | 124.5  | -4.6     | 103.7   | -4.9     | 112.9  | 0.4      | 156.5   | 2.5      | 114.1   | 0.8      |
|                  | ST2/Q2            | 129.2   | -0.8     | 121.2  | -7.0     | 100.3   | -8.2     | 113.9  | 1.7      | 155.0   | 0.8      | 114.6   | 0.4      |
|                  | ST3/Q3            | 126.3   | -2.8     | 120.4  | -7.4     | 99.9  | -8.1     | 113.6  | 0.7      | 157.3   | 2.2      | 114.7   | 0.1      |
|                  | ST4/Q4            | 128.2   | -1.4     | 118.3  | -9.0     | 99.9  | -8.2     | 113.4  | 1.0      | 163.9   | 6.8      | 114.3   | -0.1     |
| 2019             | ST1/Q1            | 129.3   | -3.0     | 118.2  | -5.1     | 99.9  | -3.7     | 114.4  | 1.3      | 167.5   | 7.0      | 112.3   | -1.6     |
|                  | ST2/Q2            | 132.8   | 2.8      | 121.2  | 0.0      | 100.3   | 0.0      | 115.0  | 1.0      | 169.8   | 9.5      | 112.0   | -2.3     |
|                  | ST3/Q3            | 133.9   | 6.0      | 120.0  | -0.3     | 100.6   | 0.7      | 115.0  | 1.2      | 168.9   | 7.4      | 111.5   | -2.8     |
|                  | ST4/Q4            | 131.6   | 2.7      | 120.0  | 1.4      | 100.2   | 0.3      | 114.0  | 0.5      | 174.9   | 6.7      | 111.7   | -2.3     |
| 2020             | ST1/Q1            | 131.2   | 1.5      | 117.8  | -0.3     | 101.2   | 1.3      | 114.8  | 0.3      | 176.8   | 5.6      | 111.5   | -0.7     |
|                  | ST2/Q2            | 129.4   | -2.6     | 119.5  | -1.4     | 100.3   | 0.0      | 114.2  | -0.7     | 179.2   | 5.5      | 110.8   | -1.1     |
|                  | ST3/Q3            | 124.6   | -6.9     | 119.1  | -0.8     | 101.5   | 0.9      | 113.0  | -1.7     | 178.0   | 5.4      | 111.9   | 0.4      |
|                  | ST4/Q4            | 125.1   | -4.9     | 121.3  | 1.1      | 101.4   | 1.2      | 112.3  | -1.5     | 185.8   | 6.2      | 112.6   | 0.8      |
| 2021             | ST1/Q1            | 121.8   | -7.2     | 122.4  | 3.9      | 100.2   | -1.0     | 111.8  | -2.6     | 194.9   | 10.2     | 112.0   | 0.4      |
|                  | ST2/Q2            | 122.6   | -5.3     | 125.0  | 4.6      | 98.5  | -1.8     | 112.8  | -1.2     | 199.9   | 11.6     | 112.4   | 1.4      |
|                  | ST3/Q3            | 120.6   | -3.2     | 126.1  | 5.9      | 98.9  | -2.6     | 112.0  | -0.9     | 199.6   | 12.1     | 111.9   | 0.0      |
|                  | ST4/Q4            | 119.9   | -4.2     | 122.3  | 0.8      | 99.3  | -2.1     | 112.1  | -0.2     | 198.5   | 6.8      | 112.8   | 0.2      |
| 2022             | ST1/Q1            | 119.9   | -1.6     | 125.0  | 2.1      | 99.6  | -0.6     | 112.2  | 0.4      | 202.0   | 3.6      | 113.6   | 1.4      |
|                  | ST2/Q2            | 124.5   | 1.5      | 129.2  | 3.4      | 100.8   | 2.3      | 112.5  | -0.3     | 203.7   | 1.9      | 114.1   | 1.5      |
|                  | ST3/Q3            | 126.7   | 5.1      | 131.1  | 4.0      | 101.6   | 2.7      | 112.7  | 0.6      | 209.7   | 5.1      | 115.4   | 3.1      |
|                  | ST4/Q4            | 130.0   | 8.4      | 124.5  | 1.8      | 102.4   | 3.1      | 112.5  | 0.4      | 218.1   | 9.9      | 117.6   | 4.3      |
| 2023             | ST1/Q1            | 129.6   | -0.3     | 119.5  | -4.0     | 103.9   | 1.5      | 112.7  | 0.2      | 219.9   | 0.8      | 117.7   | 0.1      |
|                  | ST2/Q2            | 129.6   | 0.0      | 125.1  | 4.7      | 104.5   | 0.6      | 113.2  | 0.4      | 208.5   | -5.2     | 117.7   | 0.0      |
|                  | ST3/Q3            | 132.0   | 1.9      | 133.2  | 6.5      | 105.8   | 1.2      | 113.2  | 0.0      | 205.1   | -1.6     | 118.0   | 0.3      |
| 2022             | Jan - Okt/Oct     | 125.3   | 3.4      | 127.4  | 2.8      | 101.1   | 1.9      | 112.5  | 0.3      | 208.4   | 5.1      | 115.2   | 2.6      |
| 2023             | Jan - Okt/Oct     | 130.6   | 4.2      | 126.9  | -0.4     | 104.9   | 3.8      | 113.0  | 0.4      | 210.1   | 0.8      | 117.9   | 2.3      |

**JADUAL  
TABLE**
**9**
**IHPR (2010=100) Pengeluaran Tempatan dan Perubahan Peratus mengikut Kumpulan (MSIC 2008), Malaysia (samb.)**  
*PPI (2010=100) Local Production and Percentage Change by Group (MSIC 2008), Malaysia (cont'd)*

| Tempoh<br><i>Period</i>   | Kumpulan<br><i>Group</i> | 304  |          |          | 309   |          |          | 310  |          |          | 351   |          |          | 352  |          |          | 360  |          |          |
|---------------------------|--------------------------|--|----------|----------|---|----------|----------|--|----------|----------|---|----------|----------|--|----------|----------|--|----------|----------|
|                           |                          | Pembuatan kenderaan tempur ketenteraan<br><i>Manufacture of military fighting vehicles</i> |          |          | Pembuatan kelengkapan pengangkutan t.t.t.l.<br><i>Manufacture of transport equipment n.e.c.</i> |          |          | Pembuatan perabot<br><i>Manufacture of furniture</i> |          |          | Penjanaan, penghantaran dan pengagihan tenaga elektrik<br><i>Electric power generation, transmission and distribution</i> |          |          | Pembuatan gas; pengagihan bahan api berunsur gas melalui saluran utama<br><i>Manufacture of gas; distribution of gaseous fuels through mains</i> |          |          | Penakungan, perawatan dan bekalan air<br><i>Water collection, treatment and supply</i> |          |          |
| Wajaran ( <i>Weight</i> ) |                          | 0.144  |          |          | 0.380   |          |          | 0.947  |          |          | 3.237   |          |          | 0.205  |          |          | 0.330  |          |          |
|                           |                          | Indeks<br><i>Index</i>   | YoY<br>% | MoM<br>% | Indeks<br><i>Index</i>  | YoY<br>% | MoM<br>% | Indeks<br><i>Index</i>                               | YoY<br>% | MoM<br>% | Indeks<br><i>Index</i>  | YoY<br>% | MoM<br>% | Indeks<br><i>Index</i>   | YoY<br>% | MoM<br>% | Indeks<br><i>Index</i>   | YoY<br>% | MoM<br>% |
| 2020                      | Jan                      | 132.7  | 3.6      | 0.9      | 117.8   | -0.3     | -1.8     | 101.1  | 1.3      | 0.7      | 114.5   | 0.6      | 0.4      | 176.8  | 6.4      | -3.1     | 111.7  | -1.2     | 0.0      |
|                           | Feb                      | 130.1  | 0.9      | -2.0     | 117.9   | -0.3     | 0.1      | 101.3  | 1.4      | 0.2      | 114.9   | 1.3      | 0.3      | 176.8  | 5.9      | 0.0      | 111.0  | -0.8     | -0.6     |
|                           | Mac/Mar                  | 130.9  | 0.0      | 0.6      | 117.7   | -0.4     | -0.2     | 101.1  | 1.2      | -0.2     | 115.1   | -0.7     | 0.2      | 176.8  | 4.4      | 0.0      | 111.8  | -0.3     | 0.7      |
|                           | Apr                      | 131.2  | 0.4      | 0.2      | 118.6   | -0.6     | 0.8      | 101.5  | 1.3      | 0.4      | 114.9   | 0.0      | -0.2     | 176.8  | 4.2      | 0.0      | 111.1  | -1.0     | -0.6     |
|                           | Mei/May                  | 129.2  | -2.8     | -1.5     | 119.5   | -2.0     | 0.8      | 101.1  | 0.8      | -0.4     | 114.3   | -0.8     | -0.5     | 179.4  | 7.1      | 1.5      | 110.8  | -1.1     | -0.3     |
|                           | Jun/June                 | 127.8  | -5.2     | -1.1     | 120.5   | -1.5     | 0.8      | 98.3   | -2.0     | -2.8     | 113.5   | -1.1     | -0.7     | 181.5  | 5.3      | 1.2      | 110.5  | -1.2     | -0.3     |
|                           | Jul/July                 | 125.4  | -7.5     | -1.9     | 119.2   | -0.7     | -1.1     | 100.0  | -0.7     | 1.7      | 113.1   | -1.7     | -0.4     | 178.3  | 4.9      | -1.8     | 110.7  | -0.6     | 0.2      |
|                           | Ogos/Aug                 | 124.6  | -6.3     | -0.6     | 119.5   | -0.4     | 0.3      | 101.5  | 0.8      | 1.5      | 113.0   | -2.4     | -0.1     | 177.0  | 7.8      | -0.7     | 112.4  | 0.7      | 1.5      |
|                           | Sept                     | 123.7  | -7.2     | -0.7     | 118.6   | -1.2     | -0.8     | 103.1  | 2.8      | 1.6      | 112.9   | -1.2     | -0.1     | 178.7  | 3.6      | 1.0      | 112.7  | 1.0      | 0.3      |
|                           | Okt/Oct                  | 123.7  | -5.6     | 0.0      | 120.6   | 0.5      | 1.7      | 102.1  | 2.1      | -1.0     | 112.4   | -1.6     | -0.4     | 178.8  | 4.2      | 0.1      | 112.7  | 1.0      | 0.0      |
|                           | Nov                      | 125.6  | -5.0     | 1.5      | 121.5   | 1.3      | 0.7      | 100.8  | 0.7      | -1.3     | 112.9   | -0.8     | 0.4      | 186.4  | 9.2      | 4.3      | 112.7  | 0.9      | 0.0      |
|                           | Dis/Dec                  | 125.9  | -4.3     | 0.2      | 121.7   | 1.4      | 0.2      | 101.3  | 0.9      | 0.5      | 111.5   | -2.3     | -1.2     | 192.3  | 5.4      | 3.2      | 112.5  | 0.7      | -0.2     |
| 2021                      | Jan                      | 123.9  | -6.6     | -1.6     | 121.9   | 3.5      | 0.2      | 101.2  | 0.1      | -0.1     | 111.4   | -2.7     | -0.1     | 192.2  | 8.7      | -0.1     | 112.3  | 0.5      | -0.2     |
|                           | Feb                      | 120.4  | -7.5     | -2.8     | 123.1   | 4.4      | 1.0      | 100.0  | -1.3     | -1.2     | 111.5   | -3.0     | 0.1      | 196.5  | 11.1     | 2.2      | 111.9  | 0.8      | -0.4     |
|                           | Mac/Mar                  | 121.1  | -7.5     | 0.6      | 122.1   | 3.7      | -0.8     | 99.3   | -1.8     | -0.7     | 112.5   | -2.3     | 0.9      | 195.9  | 10.8     | -0.3     | 111.7  | -0.1     | -0.2     |
|                           | Apr                      | 122.5  | -6.6     | 1.2      | 125.3   | 5.6      | 2.6      | 98.5   | -3.0     | -0.8     | 112.7   | -1.9     | 0.2      | 199.0  | 12.6     | 1.6      | 112.4  | 1.2      | 0.6      |
|                           | Mei/May                  | 122.1  | -5.5     | -0.3     | 124.0   | 3.8      | -1.0     | 98.4   | -2.7     | -0.1     | 113.4   | -0.8     | 0.6      | 200.3  | 11.6     | 0.7      | 112.5  | 1.5      | 0.1      |
|                           | Jun/June                 | 123.2  | -3.6     | 0.9      | 125.7   | 4.3      | 1.4      | 98.7   | 0.4      | 0.3      | 112.3   | -1.1     | -1.0     | 200.3  | 10.4     | 0.0      | 112.3  | 1.6      | -0.2     |
|                           | Jul/July                 | 121.6  | -3.0     | -1.3     | 125.3   | 5.1      | -0.3     | 98.6   | -1.4     | -0.1     | 112.1   | -0.9     | -0.2     | 200.3  | 12.3     | 0.0      | 112.1  | 1.3      | -0.2     |
|                           | Ogos/Aug                 | 121.1  | -2.8     | -0.4     | 128.3   | 7.4      | 2.4      | 98.8   | -2.7     | 0.2      | 112.2   | -0.7     | 0.1      | 199.7  | 12.8     | -0.3     | 111.9  | -0.4     | -0.2     |
|                           | Sept                     | 119.2  | -3.6     | -1.6     | 124.6   | 5.1      | -2.9     | 99.3   | -3.7     | 0.5      | 111.7   | -1.1     | -0.4     | 198.8  | 11.2     | -0.5     | 111.8  | -0.8     | -0.1     |
|                           | Okt/Oct                  | 120.0  | -3.0     | 0.7      | 122.3   | 1.4      | -1.8     | 99.3   | -2.7     | 0.0      | 112.2   | -0.2     | 0.4      | 200.0  | 11.9     | 0.6      | 111.9  | -0.7     | 0.1      |
|                           | Nov                      | 119.6  | -4.8     | -0.3     | 123.4   | 1.6      | 0.9      | 99.3   | -1.5     | 0.0      | 112.2   | -0.6     | 0.0      | 194.0  | 4.1      | -3.0     | 112.9  | 0.2      | 0.9      |
|                           | Dis/Dec                  | 120.1  | -4.6     | 0.4      | 121.1   | -0.5     | -1.9     | 99.2   | -2.1     | -0.1     | 111.9   | 0.4      | -0.3     | 201.6  | 4.8      | 3.9      | 113.5  | 0.9      | 0.5      |
| 2022                      | Jan                      | 119.4  | -3.6     | -0.6     | 122.8   | 0.7      | 1.4      | 99.3   | -1.9     | 0.1      | 111.9   | 0.4      | 0.0      | 202.0  | 5.1      | 0.2      | 113.7  | 1.2      | 0.2      |
|                           | Feb                      | 120.3  | -0.1     | 0.8      | 126.5   | 2.8      | 3.0      | 99.5   | -0.5     | 0.2      | 112.2   | 0.6      | 0.3      | 202.0  | 2.8      | 0.0      | 113.5  | 1.4      | -0.2     |
|                           | Mac/Mar                  | 120.0  | -0.9     | -0.2     | 125.7   | 2.9      | -0.6     | 100.0  | 0.7      | 0.5      | 112.4   | -0.1     | 0.2      | 202.0  | 3.1      | 0.0      | 113.6  | 1.7      | 0.1      |
|                           | Apr                      | 122.9  | 0.3      | 2.4      | 128.4   | 2.5      | 2.1      | 100.6  | 2.1      | 0.6      | 113.0   | 0.3      | 0.5      | 205.6  | 3.3      | 1.8      | 113.8  | 1.2      | 0.2      |
|                           | Mei/May                  | 124.1  | 1.6      | 1.0      | 129.9   | 4.8      | 1.2      | 100.9  | 2.5      | 0.3      | 112.5   | -0.8     | -0.4     | 202.8  | 1.2      | -1.4     | 113.9  | 1.2      | 0.1      |
|                           | Jun/June                 | 126.5  | 2.7      | 1.9      | 129.2   | 2.8      | -0.5     | 100.9  | 2.2      | 0.0      | 112.0   | -0.3     | -0.4     | 202.8  | 1.2      | 0.0      | 114.7  | 2.1      | 0.7      |
|                           | Jul/July                 | 126.5  | 4.0      | 0.0      | 131.0   | 4.5      | 1.4      | 101.2  | 2.6      | 0.3      | 112.7   | 0.5      | 0.6      | 209.7  | 4.7      | 3.4      | 114.4  | 2.1      | -0.3     |
|                           | Ogos/Aug                 | 125.8  | 3.9      | -0.6     | 132.4   | 3.2      | 1.1      | 101.6  | 2.8      | 0.4      | 112.8   | 0.5      | 0.1      | 209.6  | 5.0      | 0.0      | 115.3  | 3.0      | 0.8      |
|                           | Sept                     | 127.8  | 7.2      | 1.6      | 129.9   | 4.3      | -1.9     | 101.9  | 2.6      | 0.3      | 112.6   | 0.8      | -0.2     | 209.7  | 5.5      | 0.0      | 116.6  | 4.3      | 1.1      |
|                           | Okt/Oct                  | 129.9  | 8.3      | 1.6      | 128.8   | 5.3      | -0.8     | 102.1  | 2.8      | 0.2      | 112.5   | 0.3      | -0.1     | 222.1  | 11.1     | 5.9      | 117.4  | 4.9      | 0.7      |
|                           | Nov                      | 130.3  | 8.9      | 0.3      | 124.3   | 0.7      | -3.5     | 102.3  | 3.0      | 0.2      | 112.7   | 0.4      | 0.2      | 216.1  | 11.4     | -2.7     | 117.6  | 4.2      | 0.2      |
|                           | Dis/Dec                  | 129.9  | 8.2      | -0.3     | 120.4   | -0.6     | -3.1     | 102.8  | 3.6      | 0.5      | 112.3   | 0.4      | -0.4     | 216.1  | 7.2      | 0.0      | 117.8  | 3.8      | 0.2      |
| 2023                      | Jan                      | 130.6  | 9.4      | 0.5      | 118.9   | -3.2     | -1.2     | 103.5  | 4.2      | 0.7      | 112.5   | 0.5      | 0.2      | 220.1  | 9.0      | 1.9      | 118.0  | 3.8      | 0.2      |
|                           | Feb                      | 129.3  | 7.5      | -1.0     | 119.6   | -5.5     | 0.6      | 103.8  | 4.3      | 0.3      | 112.5   | 0.3      | 0.0      | 219.7  | 8.8      | -0.2     | 117.7  | 3.7      | -0.3     |
|                           | Mac/Mar                  | 128.9  | 7.4      | -0.3     | 119.9   | -4.6     | 0.3      | 104.4  | 4.4      | 0.6      | 113.1   | 0.6      | 0.5      | 220.0  | 8.9      | 0.1      | 117.4  | 3.3      | -0.3     |
|                           | Apr                      | 129.3  | 5.2      | 0.3      | 122.1   | -4.9     | 1.8      | 104.2  | 3.6      | -0.2     | 112.6   | -0.4     | -0.4     | 215.3  | 4.7      | -2.1     | 117.4  | 3.2      | 0.0      |
|                           | Mei/May                  | 128.6  | 3.6      | -0.5     | 124.9   | -3.8     | 2.3      | 104.3  | 3.4      | 0.1      | 113.9   | 1.2      | 1.2      | 205.1  | 1.1      | -4.7     | 117.3  | 3.0      | -0.1     |
|                           | Jun/June                 | 130.8  | 3.4      | 1.7      | 128.4   | -0.6     | 2.8      | 105.1  | 4.2      | 0.8      | 113.1   | 1.0      | -0.7     | 205.1  | 1.1      | 0.0      | 118.4  | 3.2      | 0.9      |
|                           | Jul/July                 | 131.6  | 4.0      | 0.6      | 131.7   | 0.5      | 2.6      | 105.1  | 3.9      | 0.0      | 113.1   | 0.4      | 0.0      | 205.1  | -2.2     | 0.0      | 118.0  | 3.1      | -0.3     |
|                           | Ogos/Aug                 | 131.7  | 4.7      | 0.1      | 133.0   | 0.5      | 1.0      | 106.1  | 4.4      | 1.0      | 112.9   | 0.1      | -0.2     | 205.1  | -2.1     | 0.0      | 118.2  | 2.5      | 0.2      |
|                           | Sept                     | 132.8  | 3.9      | 0.8      | 134.9   | 3.8      | 1.4      | 106.1  | 4.1      | 0.0      | 113.5   | 0.8      | 0.5      | 205.1  | -2.2     | 0.0      | 117.7  | 0.9      | -0.4     |
|                           | Okt/Oct                  | 132.2  | 1.8      | -0.5     | 135.2   | 5.0      | 0.2      | 106.0  | 3.8      | -0.1     | 113.0   | 0.4      | -0.4     | 200.0  | -10.0    | -2.5     | 118.6  | 1.0      | 0.8      |

Muka surat in sengaja dibiarkan kosong  
*This page is deliberately left blank*



# NOTA TEKNIKAL

*TECHNICAL NOTES*

Muka surat in sengaja dibiarkan kosong  
*This page is deliberately left blank*

## 1. PENGENALAN

Penerbitan Indeks Harga Pengeluar (IHPR) pengeluaran tempatan merupakan penerbitan bulanan yang memaparkan statistik meliputi lima sektor utama iaitu Pertanian, perhutanan dan perikanan; Perlombongan; Pembuatan; Bekalan elektrik dan gas; dan Bekalan air. IHPR Pengeluaran Tempatan disusun berdasarkan data Survei Harga Pengeluar yang dilaksanakan pada setiap bulan. Bermula bulan rujukan Januari 2018, IHPR telah dikemaskini menggunakan “bakul” barangan tahun 2015 dengan mengekalkan tahun asas yang sama, 2010=100.

## 2. OBJEKTIF

Objektif utama IHPR pengeluaran tempatan adalah untuk mengukur purata perubahan harga yang dikenakan oleh pengeluar barangan dalam sesuatu industri. IHPR yang merupakan indeks berasaskan output ini juga merupakan penunjuk ekonomi makro yang digunakan bagi memantau pergerakan harga output tempatan dan sering dilihat sebagai penunjuk awalan kepada Indeks Harga Pengguna.

## 3. SKOP DAN LIPUTAN

IHPR meliputi lima sektor ekonomi, iaitu Pertanian, perhutanan & perikanan, Perlombongan, Pembuatan, Bekalan elektrik & gas dan Bekalan air. Indeks diterbitkan di peringkat kumpulan tiga digit, peringkat bahagian dua digit dan peringkat sektor satu digit di peringkat Malaysia.

IHPR turut disusun mengikut Peringkat Pemprosesan dan Seksyen Barangan (SITC). IHPR mengikut peringkat pemprosesan dibentuk setelah komoditi yang disusun semula dan dikelaskan mengikut peringkat pemprosesan iaitu Bahan mentah untuk diproseskan selanjutnya, Bahan perantaraan, bekalan dan komponen dan barang siap. Sementara itu, IHPR mengikut seksyen barangan meliputi 9 kumpulan iaitu Makanan, Minuman dan tembakau, Bahan mentah tidak boleh dimakan, Bahan api galian, pelincir, dll, Minyak dan lemak binatang & sayuran, Bahan kimia, Barang-barang keluaran kilang, Jentera & kelengkapan pengangkutan dan Pelbagai barang keluaran kilang.

Sejumlah 1,063 item komoditi digunakan dalam penyusunan IHPR pengeluaran tempatan.

## 4. KONSEP DAN DEFINISI

### 4.1 Klasifikasi

Klasifikasi IHPR pengeluaran tempatan mengikut industri adalah berasaskan kepada Piawai Perindustrian Malaysia (MSIC) 2008 yang selaras dengan *International Standard Industrial Classification of All Economic Activities, Revision 4 (ISIC)*. Manakala, klasifikasi IHPR mengikut seksyen barangan adalah berasaskan Piawai Penjenisan Perdagangan Antarabangsa (SITC) Pindaan 4.

# NOTA TEKNIKAL

## 4.2 Harga

Harga yang digunakan dalam pengiraan IHPR pengeluaran tempatan merujuk kepada harga yang diterima oleh pengeluar pada peringkat pertama pengkomersilan. Harga pengeluar barangan tempatan merujuk kepada harga di kilang iaitu jumlah yang diterima oleh pengeluar daripada pembeli bagi seunit barangan yang dikeluarkan. Ia tidak termasuk semua cukai tidak langsung seperti cukai eksais, cukai jualan dan cukai perkhidmatan (CJCP) dan bayaran pengangkutan yang dikenakan berasingan oleh pengeluar. Bagi barangan yang dikeluarkan, diproses atau dipasang di Malaysia, harga pengeluar merujuk kepada harga selepas ditolak diskaun dan rebet yang diberikan oleh pengilang dan tidak termasuk kos pengangkutan yang disewa serta kos pengangkutan lain antara pengeluar dan pembeli.

Kos pengangkutan bagi pertubuhan pengangkutan yang tidak menyewa perkhidmatan pengangkutan tetapi menggunakan kemudahan sendiri lazimnya merupakan sebahagian daripada kos item, dan telah diambilkira kerana sukar untuk mengasingkannya.

## 4.3 Wajaran

Wajaran untuk pengiraan IHPR diperoleh daripada Banci Ekonomi 2016 dan sumber data alternatif lain bagi nilai pengeluaran mulai IHPR bulan rujukan Januari 2018. Wajaran IHPR dikemaskini pada umumnya dalam tempoh lima tahun sekali. Wajaran bagi produk ditentukan berdasarkan peratus sumbangan item kepada nilai output dalam ekonomi. Wajaran IHPR mengikut MSIC dan Seksyen Barangan (SITC) adalah seperti berikut :-

**Wajaran mengikut MSIC**

| Sektor (2005=100)             | Wajaran       |               |                | Sektor (2010=100)                 |
|-------------------------------|---------------|---------------|----------------|-----------------------------------|
|                               | 2005          | 2010          | 2015           |                                   |
| Pertanian                     | 6.60          | 8.15          | 6.730          | Pertanian, perhutanan & perikanan |
| Perikanan                     | 0.81          |               |                |                                   |
| Perlombongan                  | 9.83          | 9.67          | 7.927          | Perlombongan                      |
| Pembuatan                     | 80.00         | 78.79         | 81.571         | Pembuatan                         |
| Bekalan elektrik, gas dan air | 2.76          | 3.05          | 3.442          | Bekalan elektrik dan gas          |
|                               |               | 0.34          | 0.330          | Bekalan air                       |
| <b>Jumlah</b>                 | <b>100.00</b> | <b>100.00</b> | <b>100.000</b> | <b>Jumlah</b>                     |

## Wajaran mengikut Seksyen Barangan (SITC)

| Seksyen Barangan                      | Wajaran       |                |
|---------------------------------------|---------------|----------------|
|                                       | 2010          | 2015           |
| Makanan                               | 5.71          | 7.454          |
| Minuman dan tembakau                  | 1.36          | 1.307          |
| Bahan mentah tidak boleh dimakan      | 8.24          | 5.769          |
| Bahan api galian, pelincir, dll.      | 24.58         | 21.075         |
| Minyak dan lemak binatang dan sayuran | 10.29         | 9.287          |
| Bahan kimia                           | 8.12          | 8.557          |
| Barang-barang keluaran kilang         | 11.21         | 13.672         |
| Jentera dan kelengkapan pengangkutan  | 25.04         | 25.611         |
| Pelbagai barang keluaran kilang       | 5.45          | 7.268          |
| <b>Jumlah</b>                         | <b>100.00</b> | <b>100.000</b> |

### 4.4 Pemilihan Produk

Pemilihan produk bagi survei harga bulanan adalah berdasarkan sumbangan item kepada jumlah output industri tersebut. Produk yang terpilih adalah mewakili kumpulannya. Item yang dimasukkan dalam pengiraan indeks secara kolektif menyumbang lebih 85 peratus daripada jumlah output bagi industri yang dipilih.

### 4.5 Pemilihan Pertubuhan

Pemilihan pertubuhan adalah berdasarkan sumbangan pertubuhan tersebut kepada jumlah output bagi industri yang telah terpilih. Pertubuhan yang terpilih mewakili produk masing-masing. Pertubuhan ini secara kolektif menyumbang sekurang-kurangnya 85 peratus daripada jumlah output produk yang terpilih. Senarai pertubuhan yang terlibat dalam pengeluaran tempatan diambil daripada Banci Ekonomi 2016 dan sumber-sumber tambahan. Sampel tersebut meliputi 1,569 pertubuhan yang dipilih secara 'cut-off' daripada rangka survei pembuatan bulanan dan tahunan. Senarai pertubuhan ini dikemaskini setiap tahun untuk mengambil kira pertubuhan baru dan sebarang perubahan yang berlaku kepada pertubuhan seperti tutup, tidak beroperasi, perubahan aktiviti, lokasi kilang dan alamat pos. Pada tahun 2023, bilangan pertubuhan yang diliputi adalah sebanyak 1,695.

### 4.6 Pemilihan Komoditi

Kajian awal dijalankan bagi setiap item komoditi yang terpilih dengan mengenal pasti jenis produk yang laris jualannya di samping keterangan atau spesifikasi yang terperinci seperti jenama, gred, saiz dan unit ukuran bagi item yang dikeluarkan atau diimport bagi tujuan pungutan harga.

# NOTA TEKNIKAL

Borang survei dihantar kepada semua pertubuhan terpilih pada peringkat awal bagi mendapatkan maklumat berikut:

- (a) Jenama komoditi yang biasa dikeluarkan
- (b) Jenama komoditi yang memberikan sumbangan yang penting kepada pengeluaran syarikat
- (c) Keterangan dan spesifikasi terperinci bagi jenama yang dinyatakan di (a) dan (b)
- (d) Brosur atau katalog bagi jenama komoditi

1,063 komoditi diliputi dari 1,695 pertubuhan bagi pengeluaran tempatan setiap bulan dalam pengiraan IHPR. Komoditi ini dipilih berdasarkan kepentingannya dalam pertubuhan.

## 5. SUMBER DATA

Sejumlah 5,346 sebut harga dipungut setiap bulan daripada pertubuhan dan agensi kerajaan.

Antara agensi kerajaan yang diliputi survei ini adalah seperti berikut:

- Jabatan Bekalan Air Negeri
- Jabatan Perikanan Malaysia
- Jabatan Perkhidmatan Veterinar
- Lembaga Getah Malaysia
- Lembaga Koko Malaysia
- Lembaga Lada Malaysia
- Lembaga Minyak Sawit Malaysia (MPOB)
- Lembaga Pemasaran Pertanian Persekutuan (FAMA)
- Lembaga Perusahaan Kayu Malaysia (MTIB)

## 6. KAWALAN KUALITI

Satu siri semakan dibuat bagi menentukan data harga yang diterima adalah munasabah, konsisten dan tepat. Prosedur semakan harga termasuk membuat perbandingan harga semasa dengan harga yang dilaporkan pada bulan sebelumnya bagi responden yang sama, di samping harga yang dilaporkan oleh responden lain bagi item komoditi yang sama. Harga yang menunjukkan perbezaan yang luar biasa akan dirujuk kepada responden untuk penjelasan bagi menentukan ketepatan.

Harga yang dilaporkan dalam borang akan disahkan oleh pegawai luar semasa menjalankan kerja luar dan ia akan disemak selanjutnya di ibu pejabat. Perubahan harga yang ketara akan dirujuk kepada pegawai luar untuk pengesahan. Dalam keadaan tertentu, responden akan dihubungi terus untuk penjelasan.

Data yang diterima akan disemak secara teliti sebelum tangkapan data dijalankan. Anggota di Jabatan Perangkaan Negeri diberikan latihan sekurang-kurangnya sekali dalam setahun

mengenai prosedur, konsep dan definisi serta sebarang perubahan tentang spesifikasi produk dan item yang dipilih.

## 7. METODOLOGI PENGIRAAN INDEKS

Berkuatkuasa mulai penerbitan bulan rujukan Januari 2018, kaedah indeks rantaian Laspeyres digunakan dalam pengiraan IHPR (2010=100) dengan menggunakan Disember 2017 sebagai bulan pautan.

IHPR disusun sebagai indeks rantaian bakul tetap. Ini bermakna turutan indeks bakul tetap dirantai bersama bagi mewujudkan satu siri masa yang berterusan. Perkara ini perlu untuk mengelakkan perubahan yang tidak dijangka dalam indeks apabila pengemaskinian bakul dilakukan.

Dalam usaha untuk indeks dirantai bersama antara bakul, wajaran bagi bakul lama dan baru perlu dinyatakan pada tempoh rujukan harga yang sama. Tempoh tersebut dikenali sebagai bulan pautan. Bakul IHPR pengeluaran tempatan adalah menggunakan bakul lama (2010=100) dan produk dikemaskini wajarannya menjadi bakul baru (2015=100).

IHPR bulan rujukan dihitung menggunakan bakul baru didarabkan dengan indeks yang diterbitkan sebelumnya berdasarkan bakul lama.

Di mana,

$$p_{t/10}^{\text{ch}} = p_{t/15}^{\text{baru}} \times \left( \frac{p_{D17/10}^{\text{lama}}}{p_{D17/15}^{\text{baru}}} \right)$$

$p_{t/10}^{\text{ch}}$  = adalah indeks rantaian yang mengukur perubahan harga dari 2010 kepada sebarang tempoh t sehingga Disember 2017

$p_{t/D15}^{\text{baru}}$  = adalah indeks komposit siri baru yang membandingkan harga pada sebarang tempoh t kepada Disember 2017

$p_{D17/10}^{\text{lama}}$  = adalah indeks komposit siri lama yang membandingkan harga bagi Disember 2017 kepada harga 2010

$p_{D17/15}^{\text{baru}}$  = adalah indeks komposit siri lama yang membandingkan harga bagi Disember 2017 kepada harga 2015

# NOTA TEKNIKAL

Dalam kes indeks rantaian, penjumlahan indeks purata berwajaran bagi kumpulan peringkat rendah atau barangan adalah tidak sepadan dengan kumpulan peringkat yang lebih tinggi (indeks rantaian tidak berdaya tambah).

## 8. KADAR PERUBAHAN

Kadar perubahan yang ditunjukkan oleh pergerakan harga boleh dikira menggunakan beberapa cara. Tiga kaedah pengiraan yang digunakan adalah perubahan peratus di antara bulan semasa dan bulan yang sama tahun sebelumnya (tahun ke tahun); bulan semasa dengan bulan sebelumnya (bulan ke bulan) dan perubahan peratus antara purata tahunan tahun semasa yang spesifik dengan purata tahunan yang sama ditetapkan pada tahun sebelumnya. Contoh berikut menunjukkan cara pengiraan perubahan mata indeks dan perubahan peratus.

### Perubahan Mata Indeks

|                         |       |
|-------------------------|-------|
| Indeks Harga Pengeluar  | 125.4 |
| Tolak Indeks sebelumnya | 124.3 |
|                         | ----- |
| Bersamaan dengan        | 1.1   |
|                         | ----- |

### Perubahan Peratus

Perubahan peratus indeks  
dibahagi dengan indeks  
sebelumnya, didarab  
dengan seratus.

$$= \frac{125.4 - 124.3}{124.3} \times 100$$
$$= 0.9 \%$$

## 9. PELARASAN MUSIM

Data siri masa adalah amat berguna untuk ahli ekonomi, pembuat dasar & keputusan serta penganalisis siri masa untuk mengenal pasti ciri-ciri penting siri ekonomi seperti arah aliran, *turning point* dan konsistensi antara penunjuk ekonomi yang lain. Kadangkala ciri ini sukar untuk diperhatikan kerana pergerakan bermusim. Oleh itu, sekiranya kesan bermusim boleh disingkirkan, arah aliran data siri ini dapat dilihat dengan lebih baik. Anggaran dan penyingkiran kesan bermusim dipanggil pelarasan bermusim.

Pelarasan bermusim adalah satu proses untuk mengenal pasti dan menyingkirkan bentuk pola bermusim yang biasa berlaku dalam tempoh satu tahun, yang mungkin juga merangkumi pengaruh dari kesan cuti yang bergerak dan hari bekerja/berdagang bagi suatu tempoh. Objektif utama proses ini adalah untuk menunjukkan arah aliran dan pergerakan jangka pendek dalam siri ini.

Di Malaysia, kebanyakan data siri masa dipengaruhi oleh kesan bermusim. Oleh itu, untuk menghapus dan melaras kesan bermusim data siri masa ekonomi Malaysia, pakej standard pelarasan bermusim, X-12 ARIMA telah digunakan oleh Jabatan Perangkaan, Malaysia. Data siri masa ekonomi Malaysia juga kerap dipengaruhi oleh perayaan agama utama seperti Aidilfitri bagi umat Islam, Tahun Baru Cina untuk kaum Cina dan Deepavali untuk kaum India. Tarikh perayaan-perayaan ini tetap mengikut tahun lunar tetapi berbeza-beza mengikut kalendar Gregorian. Oleh itu, untuk menganggar dan menyingkirkan kesan cuti yang bergerak dari data siri masa, satu prosedur telah dibangunkan iaitu *Seasonal Adjustment for Malaysia (SEAM)*.

## 10. FREKUENSI PENYUSUNAN

IHPR disusun setiap bulan manakala indeks suku tahunan dan tahunan dikira berdasarkan data siri bulanan.

## 11. KEPERLUAN KERAHSIAAN

Data yang digunakan bagi penyusunan IHPR telah dipungut di bawah peruntukan Akta Perangkaan 1965 (Disemak-1989). Akta ini mensyaratkan bahawa kandungan penyata individu adalah sulit. Selaras dengan peruntukan dalam Akta ini, hanya angka agregat diterbitkan.

## 12. SIMBOL DAN SINGKATAN

- tanda negatif
- dll dan lain-lain
- t.t.t.l tidak terkelas di tempat lain

## 13. PINDAAN

Pindaan dibuat kepada angka yang telah diterbitkan berdasarkan angka terkini yang diperolehi.

# TECHNICAL NOTES

## 1. INTRODUCTION

The publication of Producer Price Index (PPI) local production is a monthly publication which presents statistics covering five main sectors namely Agriculture, forestry and fishing; Mining; Manufacturing; Electricity and gas supply; and Water supply. PPI is compiled based on the data from the Producer Price Survey which is conducted on a monthly basis. Commencing in reference month of January 2018, PPI was updated using the “basket” of goods for year 2015 by maintaining the same base year, 2010=100.

## 2. OBJECTIVE

The main objective of PPI local production is to measure the average changes in price of commodities charged by domestic producers of an industry. The PPI, which is an output-based index, is also a macroeconomic indicator used to monitor the price movements of local outputs and is often viewed as a leading indicator of Consumer Price Index.

## 3. SCOPE AND COVERAGE

PPI covers the following five sectors of the economy, namely Agriculture, forestry & fishing, Mining, Manufacturing, Electricity & gas supply and Water supply. The indices are published at three-digit group level, two-digit division levels and one-digit sector level for Malaysia. PPI is also compiled by Stage of Processing and Commodity Section (SITC). PPI for local production by stage of processing is compiled by reclassifying the commodities according to the following stage of processing i.e. Crude materials for further processing, Intermediate materials, supplies and components and Finished goods. Meanwhile, PPI by commodity section covers 9 groups namely Food, Beverages & tobacco, Crude materials, inedible, Mineral fuels, lubricants, etc, Animal and vegetable oils & fats, Chemicals, Manufactured goods, Machinery & transport equipment and Miscellaneous manufactured articles.

A total of 1,063 commodity items are used in the compilation of the PPI for local production.

## 4. CONCEPT AND DEFINITIONS

### 4.1 Classification

The classification of the PPI local production by industry is based on the Malaysia Standard Industrial Classification (MSIC) 2008, which adhere to the International Standard Industrial Classification (ISIC) Rev. 4. Meanwhile, the classification of the PPI for local production by commodity section is based on the Standard International Trade Classification (SITC) Rev. 4.

## 4.2 Prices

This refers to prices received by the producer at the first stage of commercialisation. Producer price of local production which refers to ex-factory price is the amount receivable by the producer from the purchaser for a unit of a good produced. It excludes indirect taxes such as excise duties, sales and services tax (SST) and any transport charges invoiced separately by the producer. As for goods produced, processed or assembled in Malaysia, producer prices refer to prices which are net of discounts and rebates given by the manufacturers and net of freight by hired transport and other transport costs between producer and purchaser.

The cost of transport for establishments which do not hire transport services but utilise their own transport facilities normally forms part of the cost of the item, are included as they are difficult to segregate.

## 4.3 Weights

The weights for PPI calculations are obtained from the 2016 Economic Census and other alternative data sources of data for the value of production from the PPI reference month of January 2018. The PPI weights are generally updated within five years. The weight of the product is determined based on the percentage contribution of the item to the output value in the economy. The weight of the PPI according to MSIC and Commodity Sections are given as follows:

**Weights by MSIC**

| Sector (2005=100)                 | Weights       |               |                | Sector (2010=100)                 |
|-----------------------------------|---------------|---------------|----------------|-----------------------------------|
|                                   | 2005          | 2010          | 2015           |                                   |
| Agriculture                       | 6.60          | 8.15          | 6.730          | Agriculture, forestry and fishing |
| Fishing                           | 0.81          |               |                |                                   |
| Mining                            | 9.83          | 9.67          | 7.927          | Mining                            |
| Manufacturing                     | 80.00         | 78.79         | 81.571         | Manufacturing                     |
| Electricity, gas and water supply | 2.76          | 3.05          | 3.442          | Electricity and gas supply        |
|                                   |               | 0.34          | 0.330          | Water supply                      |
| <b>Total</b>                      | <b>100.00</b> | <b>100.00</b> | <b>100.000</b> | <b>Total</b>                      |

**Weights by Commodity Section (SITC)**

| Commodity Section                   | Weights       |                |
|-------------------------------------|---------------|----------------|
|                                     | 2010          | 2015           |
| Food                                | 5.71          | 7.454          |
| Beverages and tobacco               | 1.36          | 1.307          |
| Crude materials, inedible           | 8.24          | 5.769          |
| Mineral fuels, lubricants, etc.     | 24.58         | 21.075         |
| Animal and vegetable oils and fats  | 10.29         | 9.287          |
| Chemicals                           | 8.12          | 8.557          |
| Manufactured goods                  | 11.21         | 13.672         |
| Machinery and transport equipment   | 25.04         | 25.611         |
| Miscellaneous manufactured articles | 5.45          | 7.268          |
| <b>Total</b>                        | <b>100.00</b> | <b>100.000</b> |

#### **4.4 Selection of Products**

The selection of the products for the monthly producer price survey is based on their contributions to the total output of the industry. The selected items are representative of their group. The items included in the compilation of the index collectively accounted for at least 85 per cent of the total output of the industry selected.

#### **4.5 Selection of Establishments**

The selection of establishments is based on their contributions to the total output of the selected industry. The selected establishments are representative of their products. These establishments collectively accounted for at least 85 per cent of the total output of the products selected. The lists of establishments are drawn from the Economic Census 2016 as well as from other supplementary sources. The sample covers 1,569 establishments selected on a cut-off basis from the monthly and annual manufacturing frames. The list of these establishments has been updated every year to take into account new establishments and any changes in the status of the establishments such as closed down, non-operation, change in activities, factory location and postal addresses. In 2023, the number of establishments covered are 1,695.

#### **4.6 Selection of Commodities**

A preliminary survey is conducted to identify the major selling product varieties under each of the commodity item selected as well as detailed description/ specification pertaining to the brand, grade, size and unit of measurement of items produced for price collection purposes. Questionnaires are dispatched to all selected establishments at the initial stage to enquire the following information:

- (a) Regularly produced commodity brands
- (b) Commodity brands that constitute a significant share of the companies' production
- (c) Detailed descriptions and specifications of the brands stated in (a) and (b)
- (d) Brochures/catalogues of the commodity brands

1,063 commodities are covered from 1,695 establishments for local production monthly in the compilation of PPI calculation. These commodities are selected in view of their relative importance within the establishments.

## 5. SOURCES OF DATA

A total of 5,346 price quotations are collected on a monthly basis, from both establishments and government agencies. Among the government agencies covered by the survey are as follows:

- State Water Supply Department
- Department of Fisheries
- Department of Veterinary Services
- Malaysian Rubber Board
- Malaysian Cocoa Board
- Malaysian Pepper Board
- Malaysian Palm Oil Board (MPOB)
- Federal Agriculture Marketing Authority (FAMA)
- Malaysian Timber Industry Board (MTIB)

## 6. QUALITY CONTROL

A series of checks on the prices received are carried out to ensure their reasonableness, consistency and accuracy. The checking procedures include comparisons of prices supplied for the month against those of the previous months of the same respondents as well as with prices reported by other respondents for the same commodity items. Prices that display unusual variations are clarified with respondents to ensure the accuracy.

Prices quoted in the forms are verified on the ground by field supervisors and these are subjected to further scrutiny in the headquarters. Significant price changes are referred to the field supervisors for verifications and in certain cases, the respondents are directly contacted for clarifications.

The data are subjected to thorough checking before being captured. The staff of the Department of Statistics state office is given training at least once a year regarding procedures, concepts and definitions as well as any changes in the selected items and product specifications.

# TECHNICAL NOTES

## 7. METHODOLOGY INDEX CALCULATION

Effective from the reference month of January 2018, Laspeyres chain index method is used in the calculation of the PPI which employs December 2017 as the link month. PPI are calculated as a chain of fixed-basket indices. This means that a sequence of fixed-basket indices has been chained together to create a continuous time series. This is necessary to avoid having breaks in an index when a basket update is performed.

In order to chain indices across baskets, weights for the old and new baskets must be expressed at the prices of a common period. This common period is called as the link month. The IHPR basket of local production is using the old basket (2010 = 100) and the product is updated with weight to become a new basket (2015 = 100).

In the month following the basket link month, price indices calculated using the new basket are multiplied by the index levels previously published for the old basket.

$$p_{t/10}^{ch} = p_{t/15}^{new} \times \left( \frac{p_{D17/10}^{previous}}{p_{D17/15}^{new}} \right)$$

Where

$p_{t/10}^{ch}$  = is a chain index that measures price changes from 2010 to any period until December 2017

$p_{t/D15}^{new}$  = is a new series composite index comparing prices at any period  $t$  to December 2017

$p_{D17/10}^{previous}$  = is a previous series composite index comparing prices for December 2017

$p_{D17/15}^{new}$  = is a new series composite index comparing prices for December 2017 to 2015 prices

In the case of the chain index, the weighted averages of indices of lower level groups or items do not match those of the corresponding upper level groups (the chain index has no additivity).

## 8. RATE OF CHANGE

A rate of change representative of movement in prices may be derived in several ways. The current method of calculating PPI use three measures of change, i.e. the percentage change between any given month and the same month a year ago (year-on-year); the current month over previous month (month-on-month) and the percentage change between annual average for the specific current year to the same fixed period on the previous year. The following example illustrates the computation of index point and percentage change.

| <b>Index Point Change</b> |                | <b>Percentage Change</b>  |
|---------------------------|----------------|---|
| Producer Price Index      | 125.4          | Index point difference divided by<br>the previous index, multiplied by<br>one hundred |
| Less Previous Index       | 124.3          |   |
| Equal to                  | 1.1            |   |
|                           | -----<br>----- | $= \frac{125.4 - 124.3}{124.3} \times 100$  |
|                           |                | = 0.9 %   |

## 9. SEASONAL ADJUSTMENT

Time-series data are very useful for economists, policy & decision makers and time-series analysts to identify the important features of economic series such as direction, turning point and consistency between other economic indicators. Sometimes this feature is difficult to observe because of seasonal movements. Thus, if the seasonal effect can be removed, the behaviour of the series would be better viewed. The estimation and removal of the seasonal effects is called seasonal adjustment.

Seasonal adjustment is a process to identify and to remove the regular within-a-year seasonal pattern, which may also include the influences of moving holidays and working/trading days effect in each period. The ultimate objective of the process is to highlight the underlying trends and short-term movements in the series.

In Malaysia, most of the time series data are affected by seasonal effects. Hence, to eliminate the seasonal effect as well as to seasonally adjust the Malaysian economic time series data, a standard seasonal adjustment package, X-12 ARIMA was used by Department of Statistics, Malaysia. Malaysian economic time series data also often affected by major religious festivals such as Eid-ul Fitr for Muslims, Chinese New Year to the Chinese and the Indian Deepavali. These festivals' dates are fixed according to the lunar year but vary according to the Gregorian

calendar. Therefore, to estimate and remove moving holiday effect from time-series data, a procedure was developed, namely Seasonal Adjustment for Malaysia (SEAM).

# **TECHNICAL NOTES**

## **10. FREQUENCY OF COMPILATION**

*The PPI is compiled for each calendar month while the quarterly and annual indices are computed from the monthly series.*

## **11. CONFIDENTIALITY REQUIREMENTS**

*The data used for the compilation of PPI have been collected under the provisions of the Statistics Act 1965 (Revised-1989). The Act stipulates that the contents of individual return are confidential. In conformity with the stipulations of this Act, only aggregated figures are published.*

## **12. SYMBOLS AND ABBREVIATIONS**

- *negative sign*
- etc *et cetera*
- n.e.c *not elsewhere classified*

## **13. REVISION**

*Revision will be made to the published figures based on the latest data available.*

# INDEKS HARGA PENGELUAR MENGIKUT NEGARA TERPILIH

## PRODUCER PRICE INDEX BY SELECTED COUNTRIES

NEGARA ASEAN  
ASEAN COUNTRIES

LAIN-LAIN NEGARA TERPILIH  
OTHER SELECTED COUNTRIES

MALAYSIA THAILAND SINGAPURA  
SINGAPORE

FILIPINA  
PHILIPPINES

AMERIKA  
SYARIKAT  
UNITED STATES  
OF AMERICA

UNITED  
KINGDOM

P.R.  
CHINA

REPUBLIK  
KOREA  
REPUBLIC OF  
KOREA

TAIWAN

JEPUN  
JAPAN

BULAN  
MONTH



PERUBAHAN PERATUS / PERCENTAGE CHANGE (YoY%)

### 2022

| Bulan    | Malaysia | Thailand | Singapura | Filipina | Amerika Syarikat | United Kingdom | P.R. China | Republik Korea | Taiwan | Jepun |
|----------|----------|----------|-----------|----------|------------------|----------------|------------|----------------|--------|-------|
| Jan      | 9.2      | 8.7      | 22.7      | 4.0      | 10.1             | 10.3           | 9.1        | 8.9            | 11.3   | 9.0   |
| Feb      | 9.7      | 9.4      | 22.6      | 4.4      | 10.4             | 10.7           | 8.8        | 8.5            | 12.1   | 9.4   |
| Mac/Mar  | 11.6     | 11.4     | 27.6      | 5.2      | 11.7             | 13.7           | 8.3        | 9.0            | 14.2   | 9.4   |
| Apr      | 11.0     | 12.8     | 30.0      | 6.3      | 11.2             | 16.5           | 8.0        | 9.7            | 15.6   | 9.9   |
| Mei/May  | 11.2     | 13.3     | 31.5      | 7.2      | 11.1             | 17.7           | 6.4        | 9.9            | 17.0   | 9.4   |
| Jun/June | 10.9     | 13.8     | 20.2      | 7.5      | 11.2             | 19.4           | 6.1        | 10.0           | 16.5   | 9.6   |
| Jul/July | 7.6      | 12.2     | 16.4      | 8.0      | 9.7              | 19.6           | 4.2        | 9.2            | 13.1   | 9.5   |
| Ogos/Aug | 6.8      | 10.7     | 15.0      | 7.1      | 8.7              | 18.8           | 2.3        | 8.2            | 11.5   | 9.8   |
| Sept     | 4.9      | 10.5     | 13.8      | 7.7      | 8.5              | 18.0           | 0.9        | 7.9            | 9.8    | 10.4  |
| Okt/Oct  | 4.0      | 9.9      | 11.6      | 7.3      | 8.2              | 17.2           | -1.3       | 7.3            | 8.7    | 9.7   |
| Nov      | 3.2      | 7.2      | 7.4       | 6.4      | 7.4              | 15.8           | -1.3       | 6.2            | 7.1    | 10.0  |
| Dis/Dec  | 3.5      | 4.9      | 3.7       | 5.4      | 6.4              | 14.4           | -0.7       | 5.8            | 6.3    | 10.6  |

### 2023

| Bulan    | Malaysia | Thailand | Singapura | Filipina | Amerika Syarikat | United Kingdom | P.R. China | Republik Korea | Taiwan | Jepun |
|----------|----------|----------|-----------|----------|------------------|----------------|------------|----------------|--------|-------|
| Jan      | 1.3      | 2.4      | 0.9       | 4.8      | 5.7              | 13.2           | -0.8       | 5.1            | 5.8    | 9.5   |
| Feb      | -0.8     | 1.6      | -1.0      | 4.0      | 4.7              | 11.7           | -1.4       | 4.8            | 3.7    | 8.3   |
| Mac/Mar  | -2.9     | -1.7     | -4.4      | 3.0      | 2.7              | 8.4            | -2.5       | 3.3            | 0.1    | 7.4   |
| Apr      | -3.0     | -3.4     | -4.6      | 2.6      | 2.3              | 5.1            | -3.6       | 1.6            | -2.2   | 5.8   |
| Mei/May  | -4.6     | -5.0     | -8.2      | 2.4      | 1.1              | 2.7            | -4.6       | 0.5            | -4.0   | 5.1   |
| Jun/June | -4.8     | -6.6     | -9.1      | 0.7      | 0.2              | 0.3            | -5.4       | -0.3           | -4.8   | 4.1   |
| Jul/July | -2.3     | -5.1     | -7.8      | 0.1      | 1.1              | -0.6           | -4.4       | -0.3           | -3.1   | 3.6   |
| Ogos/Aug | -2.2     | -3.1     | -3.9      | 0.6      | 2.0              | -0.4           | -3.0       | 1.0            | 0.1    | 3.4   |
| Sept     | 0.2      | -1.8     | -2.9      | -0.2     | 2.2              | 0.2            | -2.5       | 1.4            | 0.2    | 2.2   |
| Okt/Oct  | -0.3     | -2.3     | n.a       | n.a      | 1.3              | -0.6           | -2.6       | 0.8            | -0.3   | 0.8   |
| Nov      |          |          |           |          |                  |                |            |                |        |       |
| Dis/Dec  |          |          |           |          |                  |                |            |                |        |       |

Nota/Note:

n.a : tidak diperoleh (angka rasmi belum diterbitkan)/not available (the official figures are not released yet)

Sumber / Source : Laman web rasmi NSO terpilih/Official website of selected NSOs

Muka surat in sengaja dibiarkan kosong  
*This page is deliberately left blank*



[www.dosm.gov.my](http://www.dosm.gov.my)



**MALAYSIA  
MADANI**