



KEMENTERIAN EKONOMI
JABATAN PERANGKAAAN MALAYSIA

PERANGKAAAN PERKHIDMATAN SUKU TAHUNAN

Quarterly Services Statistics

2023
SUKU TAHUN KEEMPAT
Fourth Quarter

JABATAN PERANGKAAAN MALAYSIA
DEPARTMENT OF STATISTICS MALAYSIA



KEMENTERIAN EKONOMI
JABATAN PERANGKAAN MALAYSIA

PERANGKAAN PERKHIDMATAN SUKU TAHUNAN *QUARTERLY SERVICES STATISTICS*

SUKU TAHUN KEEMPAT 2023 *FOURTH QUARTER 2023*

Pemakluman

Jabatan Perangkaan Malaysia (DOSM) telah melancarkan OpenDOSM NextGen sebagai medium yang menyediakan katalog data dan visualisasi bagi memudahkan pengguna menganalisis pelbagai data dan boleh diakses melalui portal <https://open.dosm.gov.my>.

DOSM akan menjalankan Banci Pertanian pada tahun 2024. Mohon layari <https://www.myagricensus.gov.my> untuk maklumat lanjut. Tema adalah "Banci Pertanian, Kunci Kemajuan Pertanian".

Kerajaan Malaysia telah mengisytiharkan Hari Statistik Negara (MyStats Day) pada 20 Oktober setiap tahun. Tema sambutan MyStats Day adalah "Statistik Nadi Kehidupan".

Pangkalan Data Utama (PADU) telah diluncurkan pada 2 Januari 2024. PADU mengandungi profil individu dan isi rumah meliputi warganegara dan pemastautin tetap di Malaysia. Matlamat utama PADU untuk memastikan rakyat Malaysia tidak tercicir daripada setiap inisiatif berpaksikan rakyat yang dilaksanakan oleh Kerajaan. Dimohon kerjasama untuk mendaftar dan mengemaskini PADU sebelum atau pada 31 Mac 2024. Sila layari <https://www.padu.gov.my> bagi maklumat lanjut berkaitan PADU atau menghubungi talian *hotline* berikut:

- i) Jabatan Perangkaan Malaysia : 1-800-88-7720 /1-800-88-7721
- ii) Pertanyaan secara online melalui SISPA: <https://padu.spab.gov.my>.

Announcement

The Department of Statistics Malaysia (DOSM) has launched OpenDOSM NextGen as a medium that provides a catalog of data and visualisations to facilitate users' analysis of various data and can be accessed through <https://open.dosm.gov.my>.

DOSM will conduct the Agricultural Census in 2024. Please visit <https://www.myagricensus.gov.my> for more information. The theme is "Agriculture Census, Key to Agricultural Development".

The Government of Malaysia has declared National Statistics Day (MyStats Day) on October 20th each year. MyStats Day theme is "Statistics is the Essence of Life".

The Central Database (PADU) was launched on 2 January 2024. PADU contains individual and household profiles covering citizens and permanent residents of Malaysia. The main goal of PADU is to ensure that Malaysians are not left behind from citizen centric initiatives implemented by the Government. Your kind cooperation is requested to register and update PADU by 31 March 2024. Please visit <https://www.padu.gov.my> for more information related to PADU or contact the following hotlines:

- i) Department of Statistics Malaysia : 1-800-88-7720 /1-800-88-7721*
- ii) Online Enquiries through SISPA: <https://padu.spab.gov.my>.*

JABATAN PERANGKAAN MALAYSIA
DEPARTMENT OF STATISTICS, MALAYSIA

Diterbitkan dan dicetak oleh/ *Published and printed by:*

Jabatan Perangkaan Malaysia

Department of Statistics, Malaysia

Blok C6 & C7, Kompleks C,

Pusat Pentadbiran Kerajaan Persekutuan,

62514 Putrajaya,

MALAYSIA

Tel.	: 03-8885 7000
Faks	: 03-8888 9248
Portal	: https://www.dosm.gov.my
Facebook/ X / Instagram/ YouTube	: StatsMalaysia
Emel/ <i>Email</i>	: info@dosm.gov.my (pertanyaan umum/ <i>general enquiries</i>) data@dosm.gov.my (pertanyaan & permintaan data/ <i>data request & enquiries</i>)
Harga/ <i>Price</i>	: RM20.00

Diterbitkan pada Februari 2024/ *Published in Februari 2024.*

Hakcipta terpelihara/ *All rights reserved.*

Tiada bahagian daripada terbitan ini boleh diterbitkan semula, disimpan untuk pengeluaran atau ditukar dalam apa-apa bentuk atau alat apa jua pun kecuali setelah mendapat kebenaran daripada Jabatan Perangkaan Malaysia. Pengguna yang mengeluarkan sebarang maklumat dari terbitan ini sama ada yang asal atau diolah semula hendaklah meletakkan kenyataan berikut:

"Sumber : Jabatan Perangkaan Malaysia."

No part of this publication may be reproduced or distributed in any form or by any means or stored in database without the prior written permission from Department of Statistics, Malaysia. Users reproducing content of this publication with or without adaptation should quote the following:

"Source : Department of Statistics, Malaysia."

ISSN 0128-1445

KATA PENGANTAR

Penerbitan ini memaparkan statistik sektor Perkhidmatan yang merangkumi subsektor Perdagangan Borong & Runcit; Maklumat & Komunikasi; Pengangkutan & Penyimpanan; Makanan & Minuman; Profesional; Kesihatan Swasta; Pendidikan Swasta; Penginapan; Kesenian, Hiburan & Rekreasi dan Hartanah bagi tempoh bermula tahun 2012 hingga suku tahun keempat 2023. Manakala, bermula pada suku tahun pertama 2023, penerbitan ini turut memaparkan statistik perkhidmatan bagi subsektor Pentadbiran & Khidmat Sokongan dan Perkhidmatan Persendirian & Lain-lain Aktiviti.

Statistik utama yang dilaporkan dalam penerbitan ini adalah jumlah hasil/ nilai jualan, bilangan pekerja dan gaji & upah yang dibayar. Data disusun menggunakan klasifikasi industri yang terperinci dalam Piawaian Klasifikasi Industri Malaysia (MSIC) 2008 Ver. 1.0 yang selari dengan *International Standard Industrial Classification of All Economic Activities (ISIC) Revision 4, 2008* yang diterbitkan oleh *United Nations Statistics Division*. Data ini boleh digunakan bagi tujuan analisis, perancangan dan penggubalan dasar oleh kerajaan, komuniti perniagaan, penyelidik dan pengguna lain.

Ringkasan penemuan dan jadual terperinci dipaparkan dalam penerbitan ini bagi membantu pengguna membuat analisis dan nota teknikal yang menerangkan berkenaan sumber data, metodologi dan konsep yang digunakan untuk meningkatkan kefahaman berkenaan data.

Statistik lain yang terkandung dalam penerbitan ini adalah indikator jangka pendek bagi Pendapatan e-Dagang.

Jabatan merakamkan setinggi-tinggi penghargaan kepada semua pihak yang terlibat atas kerjasama dalam membekalkan data yang diperlukan dan menyumbang dalam merealisasikan penerbitan ini. Sebarang ulasan dan cadangan untuk menambah baik laporan ini pada masa hadapan amatlah dihargai.

DATO' SRI DR. MOHD UZIR MAHIDIN

Ketua Perangkawan Malaysia

Februari 2024

PREFACE

This publication presents statistics on the Services sector which encompasses the sub-sectors of Wholesale & Retail Trade; Information & Communication; Transportation & Storage; Food & Beverages; Professional; Private Health; Private Education; Accommodation; Arts, Entertainment & Recreation, and Real Estate for the period from year 2012 until fourth quarter 2023. Meanwhile, starting from the first quarter of 2023, this publication also presents services statistics for the Administrative & Support Service and Personal Services & Other Activities sub-sectors.

Principal statistics reported in this publication are total revenue/ sales value, number of persons engaged, and salaries & wages paid. Data are compiled based on the detailed classification of industries in the Malaysia Standard Industrial Classification (MSIC) 2008 Ver. 1.0 which is in line with the International Standard Industrial Classification of All Economic Activities (ISIC) Revision 4, 2008 published by the United Nations Statistics Division. The data can be used for analysis, planning, and policy formulation by the government, business community, researchers, and other users.

Summary of findings and detailed tables are highlighted in this publication to facilitate users for analysis and technical notes that explains data sources, methodology, and concepts used to enhance the understanding of the data.

Other statistics included in this publication is a short-term indicator for Income on e-Commerce.

The Department gratefully acknowledges the cooperation of all parties concerned in providing the required data and have contributed in realising this publication. Comments and suggestions towards improving future reports are greatly appreciated.

DATO' SRI DR. MOHD UZIR MAHIDIN

Chief Statistician Malaysia

February 2024

**KALENDAR AWALAN KELUARAN
PERANGKAAAN PERKHIDMATAN SUKU TAHUNAN 2023**

*ADVANCE RELEASE CALENDAR
QUARTERLY SERVICES STATISTICS 2023*

Suku tahun rujukan <i>Reference quarter</i>	Tarikh <i>Date</i>
Suku pertama 2023 <i>First quarter 2023</i>	10 Mei 2023 <i>10th May 2023</i>
Suku kedua 2023 <i>Second quarter 2023</i>	9 Ogos 2023 <i>9th August 2023</i>
Suku ketiga 2023 <i>Third quarter 2023</i>	9 November 2023 <i>9th November 2023</i>
Suku keempat 2023 <i>Fourth quarter 2023</i>	8 Februari 2024 <i>8th February 2024</i>

Nota.
Notes.

Merujuk kepada tarikh data disembarkan kepada media atau dalam penerbitan khusus.
Refers to the date of release of the data to the media or in the specific publication.

Tarikh siaran tertakluk kepada pindaan.
Release dates are subject to change.

SINGKATAN ABBREVIATIONS

b	Bilion
j	Juta
p	Permulaan
QoQ	Suku Tahun ke Suku Tahun
r	Pindaan
RM	Ringgit Malaysia
ST	Suku Tahun
t.t.t.l	Tidak terkelas di tempat lain
YoY	Tahun ke Tahun

<i>b</i>	<i>Billion</i>
<i>m</i>	<i>Million</i>
<i>p</i>	<i>Preliminary</i>
<i>QoQ</i>	<i>Quarter-on-Quarter</i>
<i>r</i>	<i>Revision</i>
<i>Q</i>	<i>Quarter</i>
<i>n.e.c</i>	<i>Not elsewhere classified</i>
<i>YoY</i>	<i>Year-on-Year</i>

Simbol Symbols

&	dan/ <i>and</i>
/	atau/ <i>or</i>
%	peratus/ <i>percentage</i>

Nota. *Note.*

Penjumlahan komponen mungkin berbeza dengan angka jumlah kecil atau jumlah besar disebabkan pembundaran.

The sum of the component figures may not tally with the sub-total or total figures due to rounding.

KANDUNGAN

CONTENTS

	Muka surat
	Page
KATA PENGANTAR <i>PREFACE</i>	i
KALENDAR AWALAN KELUARAN <i>ADVANCE RELEASE CALENDAR</i>	iii
RINGKASAN PENEMUAN <i>SUMMARY OF FINDINGS</i>	5
JADUAL <i>TABLES</i>	
1) Perangkaan Utama Sektor Perkhidmatan <i>Principal Statistics of Services Sector</i>	13
2) Perangkaan Utama mengikut Segmen <i>Principal Statistics by Segment</i>	14
3) Perangkaan Utama mengikut Subsektor <i>Principal Statistics by Sub-sector</i>	18
4) Pendapatan e-Dagang mengikut Suku Tahun <i>Income of e-Commerce by Quarterly</i>	53
NOTA TEKNIKAL <i>TECHNICAL NOTES</i>	54
LAMPIRAN <i>APPENDIX</i>	
Piawain Klasifikasi Industri Malaysia 2008 Ver. 1.0 <i>Malaysia Standard Industrial Classification 2008 Ver. 1.0</i>	70

Muka surat ini sengaja dibiarkan kosong.
This page is deliberately left blank.



PERANGKAAAN PERKHIDMATAN

SUKU TAHUN KEEMPAT 2023

Hasil Sektor Perkhidmatan Meningkat 6.6 peratus kepada RM591.4 bilion pada Suku Tahun Keempat 2023

	ST4 2023	YoY		QoQ	
		ST3 2023	ST4 2023	ST3 2023	ST4 2023
Hasil	RM591.4b	7.6%	6.6%	2.8%	1.3%
Bilangan Pekerja	4.4j	1.8%	1.8%	0.6%	0.5%
Gaji & Upah	RM32.0b	3.6%	3.3%	0.9%	0.8%

PRESTASI SEKTOR PERKHIDMATAN MENGIKUT SEGMENT

	Hasil	Bilangan Pekerja (orang)	Gaji & Upah
Perdagangan Borong & Runcit, Makanan & Minuman dan Penginapan	RM450.9 ST4 2023: 5.9% ST3 2023: 6.9%	2,938,138 ST4 2023: 1.8% ST3 2023: 1.8%	RM16.7b ST4 2023: 3.1% ST3 2023: 3.4%
Maklumat & Komunikasi dan Pengangkutan & Penyimpanan	RM81.9b ST4 2023: 8.1% ST3 2023: 9.8%	515,260 ST4 2023: 3.3% ST3 2023: 3.3%	RM5.3b ST4 2023: 3.9% ST3 2023: 4.5%
Kesihatan Swasta, Pendidikan Swasta, Kesenian, Hiburan & Rekreasi dan Perkhidmatan Persendirian & Lain-lain Aktiviti	RM20.9b ST4 2023: 12.3% ST3 2023: 12.3%	402,048 ST4 2023: 1.1% ST3 2023: 1.2%	RM3.1b ST4 2023: 5.8% ST3 2023: 4.9%
Profesional, Hartanah dan Pentadbiran & Khidmat Sokongan	RM37.7b ST4 2023: 8.8% ST3 2023: 9.4%	582,088 ST4 2023: 1.0% ST3 2023: 1.3%	RM6.9b ST4 2023: 2.0% ST3 2023: 2.8%

PRESTASI PENDAPATAN E-DAGANG



	ST3 2023	ST4 2023
RM bilion	289.5	291.9
YoY (%)	5.4	1.7
QoQ (%)	3.2	0.8



SERVICES STATISTICS

FOURTH QUARTER 2023

Services Sector Revenue Up 6.6 per cent
to RM591.4 billion in the Fourth Quarter of 2023

	Q4 2023	YoY		QoQ	
		Q3 2023	Q4 2023	Q3 2023	Q4 2023
Revenue	RM591.4b	7.6%	6.6%	2.8%	1.3%
Number of Persons Engaged	4.4m	1.8%	1.8%	0.6%	0.5%
Salaries & Wages	RM32.0b	3.6%	3.3%	0.9%	0.8%

PERFORMANCE OF SERVICES SECTOR BY SEGMENT

	Revenue	Number of Persons Engaged (persons)	Salaries & Wages
Wholesale & Retail Trade, Food & Beverages, and Accommodation	RM450.9 Q4 2023: 5.9% Q3 2023: 6.9%	2,938,138 Q4 2023: 1.8% Q3 2023: 1.8%	RM16.7b Q4 2023: 3.1% Q3 2023: 3.4%
Information & Communication and Transportation & Storage	RM81.9b Q4 2023: 8.1% Q3 2023: 9.8%	515,260 Q4 2023: 3.3% Q3 2023: 3.3%	RM5.3b Q4 2023: 3.9% Q3 2023: 4.5%
Private Health, Private Education, Arts, Entertainment & Recreation, and Personal Services & Other Activities	RM20.9b Q4 2023: 12.3% Q3 2023: 12.3%	402,048 Q4 2023: 1.1% Q3 2023: 1.2%	RM3.1b Q4 2023: 5.8% Q3 2023: 4.9%
Professional, Real Estate, and Administrative & Support Services	RM37.7b Q4 2023: 8.8% Q3 2023: 9.4%	582,088 Q4 2023: 1.0% Q3 2023: 1.3%	RM6.9b Q4 2023: 2.0% Q3 2023: 2.8%

PERFORMANCE OF E-COMMERCE INCOME



	Q3 2023	Q4 2023
RM billion	289.5	291.9
YoY (%)	5.4	1.7
QoQ (%)	3.2	0.8



SUBSEKTOR PERDAGANGAN BORONG & RUNCIT

SUKU TAHUN KEEMPAT 2023



	ST4 2023	YoY		QoQ	
		ST3 2023	ST4 2023	ST3 2023	ST4 2023
Hasil	RM428.8b	6.8%	5.8%	3.0%	0.9%
Bilangan Pekerja	2.0j	1.9%	2.1%	0.8%	0.8%
Gaji & Upah	RM14.3b	2.6%	2.5%	1.2%	0.5%

NILAI JUALAN

Aktiviti Perdagangan Borong	Aktiviti Perdagangan Runcit	Aktiviti Kenderaan Bermotor
RM189.4b ST4 2023: 5.4% ST3 2023: 6.3%	RM184.4b ST4 2023: 4.5% ST3 2023: 5.9%	RM55.0b ST4 2023: 12.3% ST3 2023: 11.8%

KUMPULAN UTAMA

Lain-lain Pengkhususan Jualan Borong

ST4 2023:	7.7%
ST3 2023:	6.8%

Jualan Borong Barangan Isi Rumah

ST4 2023:	5.1%
ST3 2023:	4.1%

Jualan Borong Makanan, Minuman & Tembakau

ST4 2023:	2.3%
ST3 2023:	8.2%

Jualan Runcit di Kedai Bukan Pengkhususan

ST4 2023:	6.3%
ST3 2023:	9.0%

Jualan Runcit di Kedai Khusus Yang Menjual Barangan Lain

ST4 2023:	3.9%
ST3 2023:	5.3%

Jualan Runcit di Kedai Khusus Yang Menjual Peralatan Lain Isi Rumah

ST4 2023:	3.9%
ST3 2023:	1.5%

Jualan Kenderaan Bermotor

ST4 2023:	13.5%
ST3 2023:	10.8%

Jualan Komponen & Aksesori Kenderaan Bermotor

ST4 2023:	13.8%
ST3 2023:	18.4%

Penyelenggaraan & Pembaikan Kenderaan Bermotor

ST4 2023:	15.4%
ST3 2023:	19.5%



WHOLESALE & RETAIL TRADE SUB-SECTOR FOURTH QUARTER 2023



	Q4 2023	YoY		QoQ	
		Q3 2023	Q4 2023	Q3 2023	Q4 2023
Revenue	RM428.8b	6.8%	5.8%	3.0%	0.9%
Number of Persons Engaged	2.0m	1.9%	2.1%	0.8%	0.8%
Salaries & Wages	RM14.3b	2.6%	2.5%	1.2%	0.5%

SALES VALUE



WHOLESALE TRADE ACTIVITY

RM189.4b
Q4 2023: 5.4%
Q3 2023: 6.3%



RETAIL TRADE ACTIVITY

RM184.4b
Q4 2023: 4.5%
Q3 2023: 5.9%



MOTOR VEHICLES ACTIVITY

RM55.0b
Q4 2023: 12.3%
Q3 2023: 11.8%

MAIN GROUPS

Other Specialised Wholesale

Q4 2023: 7.7%
Q3 2023: 6.8%

Wholesale of Household Goods

Q4 2023: 5.1%
Q3 2023: 4.1%

Wholesale of Food, Beverages & Tobacco

Q4 2023: 2.3%
Q3 2023: 8.2%

Retail Sale in Non-specialised Stores

Q4 2023: 6.3%
Q3 2023: 9.0%

Retail Sale of Other Goods in Specialised Stores

Q4 2023: 3.9%
Q3 2023: 5.3%

Retail Sale of Other Household Equipment in Specialised Stores

Q4 2023: 3.9%
Q3 2023: 1.5%

Sale of Motor Vehicles

Q4 2023: 13.5%
Q3 2023: 10.8%

Sale of Motor Vehicle Parts & Accessories

Q4 2023: 13.8%
Q3 2023: 18.4%

Maintenance & Repair of Motor Vehicles

Q4 2023: 15.4%
Q3 2023: 19.5%

Prestasi Sektor Perkhidmatan, Suku Tahun Keempat 2023



PERKHIDMATAN

Perdagangan Borong & Runcit, Makanan & Minuman dan Penginapan

Maklumat & Komunikasi dan Pengangkutan & Penyimpanan

Kesihatan Swasta, Pendidikan Swasta, Kesenian, Hiburan & Rekreasi dan Perkhidmatan Persendirian & Lain-lain Aktiviti

Profesional, Hartanah dan Pentadbiran & Khidmat Sokongan

	HASIL *			BILANGAN PEKERJA **		
	RM Bilion	YoY (%)	QoQ (%)	Orang	YoY (%)	QoQ (%)
PERKHIDMATAN	591.4	6.6	1.3	4,437,534	1.8	0.5
Perdagangan Borong & Runcit, Makanan & Minuman dan Penginapan	450.9	5.9	1.0	2,938,138	1.8	0.6
Maklumat & Komunikasi dan Pengangkutan & Penyimpanan	81.9	8.1	1.6	515,260	3.3	0.8
Kesihatan Swasta, Pendidikan Swasta, Kesenian, Hiburan & Rekreasi dan Perkhidmatan Persendirian & Lain-lain Aktiviti	20.9	12.3	3.2	402,048	1.1	0.5
Profesional, Hartanah dan Pentadbiran & Khidmat Sokongan	37.7	8.8	3.0	582,088	1.0	0.2

*Hasil bagi Subsektor Perdagangan Borong dan Runcit merujuk kepada nilai jualan.

** Bilangan pekerja termasuk semua pemilik yang bekerja, rakan niaga yang aktif dan pekerja keluarga yang tidak bergaji.

1. PRESTASI KESELURUHAN

Jumlah hasil sektor Perkhidmatan merekodkan RM591.4 bilion bagi suku tahun keempat 2023, mencatat pertumbuhan positif 6.6 peratus berbanding suku tahun yang sama tahun 2022. Kenaikan ini disumbangkan oleh segmen Perdagangan Borong & Runcit, Makanan & Minuman dan Penginapan (+RM25.1 bilion; 5.9%). Sementara itu, jumlah hasil bagi perbandingan secara suku tahunan mencatatkan pertumbuhan 1.3 peratus atau +RM7.3 bilion.

Jumlah pekerja dalam sektor ini berjumlah 4.4 juta orang, meningkat 79.3 ribu orang atau 1.8 peratus berbanding tahun sebelumnya. Bagi perbandingan suku tahun, bilangan pekerja bertumbuh 0.5 peratus atau meningkat 23.4 ribu orang.

Gaji dan upah yang dibayar pada suku tahun keempat 2023 mencatatkan pertumbuhan 3.3 peratus untuk mencapai RM32.0 bilion berbanding suku sama tahun lalu. Berbanding suku ketiga 2023, gaji dan upah yang dibayar meningkat 0.8 peratus.

Pada tahun 2023, sektor Perkhidmatan merekodkan RM2.3 trilion, bertumbuh 8.4 peratus berbanding 20.7 peratus pada tahun 2022. Jumlah pekerja serta gaji dan upah tahunan dalam sektor ini turut meningkat 1.8 peratus (+79,322 orang) dan 3.8 peratus (+RM4.7 bilion).

2. PRESTASI MENGIKUT SEGMENT

Perdagangan Borong & Runcit, Makanan & Minuman dan Penginapan

Jumlah hasil bagi segmen Perdagangan Borong & Runcit, Makanan & Minuman dan Penginapan meningkat 5.9 peratus kepada RM450.9 bilion berbanding suku tahun keempat 2022. Kenaikan ini disumbangkan oleh subsektor Perdagangan Borong & Runcit (+RM23.6 bilion; 5.8%), Makanan & Minuman (+RM1.0 bilion; 5.9%) dan Penginapan (+RM0.4 bilion; 12.1%). Bagi perbandingan suku tahun ke suku tahun, segmen ini meningkat 1.0 peratus.

Bilangan pekerja bagi segmen ini naik 1.8 peratus kepada 2.9 juta orang berbanding suku tahun yang sama tahun sebelumnya. Gaji & upah yang dibayar meningkat 3.1 peratus kepada RM16.7 bilion. Bagi perbandingan suku tahun ke suku tahun, bilangan pekerja dan gaji & upah yang dibayar kedua-duanya bertumbuh 0.6 peratus.

Maklumat & Komunikasi dan Pengangkutan & Penyimpanan

Segmen Maklumat & Komunikasi dan Pengangkutan & Penyimpanan mencatatkan peningkatan jumlah hasil kepada RM81.9 bilion atau 8.1 peratus berbanding suku tahun keempat 2022. Peningkatan ini didorong oleh subsektor Pengangkutan & Penyimpanan (+RM4.2 bilion; 12.3%). Sementara itu, bagi perbandingan suku tahunan, jumlah hasil segmen ini juga meningkat 1.6 peratus.

Bilangan pekerja bagi segmen ini meningkat 3.3 peratus kepada 515,260 orang berbanding suku tahun yang sama tahun sebelumnya. Sementara itu, gaji dan upah yang dibayar pula meningkat 3.9 peratus kepada RM5.3 bilion. Bagi perbandingan suku tahun, bilangan pekerja merekodkan pertumbuhan 0.8 peratus manakala jumlah gaji dan upah yang dibayar juga meningkat 1.0 peratus.

Kesihatan Swasta, Pendidikan Swasta, Kesenian, Hiburan & Rekreasi dan Perkhidmatan Persendirian & Lain-lain Aktiviti

Sejumlah RM20.9 bilion hasil telah dijana daripada segmen Kesihatan Swasta, Pendidikan Swasta, Kesenian, Hiburan & Rekreasi dan Perkhidmatan Persendirian & Lain-lain Aktiviti pada suku tahun keempat 2023 dengan peningkatan 12.3 peratus berbanding suku tahun keempat 2022. Peningkatan ini disumbangkan oleh subsektor Kesihatan Swasta (+RM1.0 bilion; 16.6%) dan Kesenian, Hiburan & Rekreasi (+RM0.7 bilion; 14.1%). Sementara itu, segmen ini juga menunjukkan peningkatan jumlah hasil 3.2 peratus bagi perbandingan suku tahunan.

Pada suku tahun ini, bilangan pekerja direkodkan adalah seramai 402,048 orang iaitu meningkat 1.1 peratus berbanding suku tahun yang sama tahun sebelumnya. Gaji dan upah yang dibayar juga menunjukkan pertumbuhan positif 5.8 peratus kepada RM3.1 bilion. Bagi perbandingan suku tahunan, bilangan pekerja meningkat 0.5 peratus, manakala gaji dan upah meningkat 2.2 peratus.

Profesional, Hartanah dan Pentadbiran & Khidmat Sokongan

Segmen Profesional, Hartanah dan Pentadbiran & Khidmat Sokongan mencatatkan hasil RM37.7 bilion atau bertumbuh 8.8 peratus berbanding suku tahun keempat 2022. Pertumbuhan positif ini disumbangkan oleh subsektor Profesional (+RM1.4 bilion; 9.0%) dan Pentadbiran dan Khidmat Sokongan (+RM0.8 bilion; 9.4%). Bagi perbandingan suku tahunan, segmen ini mencatatkan peningkatan sebanyak 3.0 peratus.

Pada suku tahun keempat 2023, bilangan pekerja yang direkodkan adalah seramai 582,088 orang atau peningkatan 1.0 peratus berbanding suku tahun yang sama tahun sebelumnya. Gaji dan upah yang dibayar meningkat 2.0 peratus kepada RM6.9 bilion. Bagi perbandingan suku tahun, bilangan pekerja serta gaji dan upah merekodkan pertumbuhan masing-masing 0.2 peratus dan 0.4 peratus.

3. PRESTASI SUBSEKTOR PERDAGANGAN BORONG & RUNCIT

Nilai jualan bagi subsektor Perdagangan Borong & Runcit merekodkan RM428.8 bilion pada suku tahun keempat 2023 dengan pertumbuhan positif 5.8 peratus tahun ke tahun. Pertumbuhan ini disumbangkan oleh aktiviti Perdagangan Borong yang meningkat +RM9.8 bilion (5.4%). Aktiviti Perdagangan Runcit dan Kenderaan Bermotor masing-masing juga berkembang untuk mencatatkan pertumbuhan 4.5 peratus (+RM7.9 bilion) dan 12.3 peratus (+RM6.0 bilion). Bagi perbandingan suku tahun, subsektor ini meningkat 0.9 peratus.

Jumlah pekerja dalam subsektor ini adalah 2.0 juta orang atau peningkatan 2.1 peratus bagi perbandingan tahunan. Suku tahun ke suku tahun, bilangan pekerja mencatatkan pertumbuhan positif 0.8 peratus.

Gaji dan upah yang dibayar meningkat 2.5 peratus kepada RM14.3 bilion berbanding suku tahun yang sama tahun sebelumnya, manakala bagi perbandingan suku tahun ke suku tahun, ia meningkat 0.5 peratus.

Perdagangan Borong

Aktiviti Perdagangan Borong mencatatkan nilai jualan RM189.4 bilion, peningkatan +RM9.8 bilion (5.4%) berbanding suku tahun keempat 2022. Peningkatan ini disumbangkan oleh Lain-lain Pengkhususan Jualan Borong (+RM5.2 bilion; 7.7%), Jualan Borong Barangan Isi Rumah (+RM1.9 bilion; 5.1%) dan Jual Borong Bahan Mentah Pertanian & Haiwan Hidup (+RM1.3 bilion, 7.9%). Bagi perbandingan suku tahunan, nilai jualan aktiviti ini menurun -0.9 peratus.

Bilangan pekerja mencatatkan peningkatan 1.4 peratus kepada 514,121 orang tahun ke tahun. Berbanding suku tahun ketiga 2023, bilangan pekerja mencatatkan penurunan -0.1 peratus.

Perdagangan Runcit

Nilai jualan bagi aktiviti Perdagangan Runcit mencatatkan pertumbuhan positif 4.5 peratus kepada RM184.4 bilion berbanding suku tahun keempat 2022. Antara kumpulan yang menyumbang kepada peningkatan ini ialah Jualan Runcit di Kedai Bukan Pengkhususan (+RM4.1 bilion; 6.3%), Jualan Runcit di Kedai Khusus yang Menjual Barangan Lain (+RM1.5 bilion; 3.9%) dan Jualan Runcit Makanan, Minuman & Tembakau (+RM1.1 bilion; 10.3%). Berbanding suku tahun yang lalu, nilai jualan bagi aktiviti ini meningkat 1.7 peratus.

Pada suku tahun ini, bilangan pekerja meningkat 1.9 peratus kepada 1.2 juta orang berbanding suku yang sama tahun sebelumnya. Perbandingan suku tahunan menunjukkan bilangan pekerja bertumbuh positif 0.8 peratus.

Kenderaan Bermotor

Aktiviti Kenderaan Bermotor mencatatkan peningkatan 12.3 peratus untuk merekodkan nilai jualan RM55.0 bilion berbanding suku tahun keempat 2022. Peningkatan ini disumbangkan oleh Jualan Kenderaan Bermotor (+RM3.7 bilion; 13.5%), Jualan Komponen & Aksesori Kenderaan Bermotor (+RM1.7 bilion; 13.8%) dan Penyelenggaraan & Pembaikan Kenderaan Bermotor (+RM1.0 bilion; 15.4%). Berbanding suku tahun ketiga 2023, nilai jualan aktiviti ini meningkat 4.8 peratus.

Bilangan pekerja adalah seramai 307,328 orang iaitu peningkatan 3.8 peratus pada suku tahun ini. Bagi perbandingan suku tahun ke suku tahun, bilangan pekerja merekodkan pertumbuhan positif 2.0 peratus.

PRESTASI PENDAPATAN E-DAGANG






	ST3 2023	ST4 2023
RM bilion	289.5	291.9
YoY (%)	5.4	1.7
QoQ (%)	3.2	0.8

4. PRESTASI PENDAPATAN E-DAGANG

Pendapatan e-dagang bagi suku tahun keempat 2023 merekodkan sebanyak RM291.9 bilion, meningkat 1.7 peratus berbanding suku tahun keempat 2022. Sementara itu, bagi perbandingan secara suku tahunan, jumlah pendapatan e-dagang meningkat pada kadar 0.8 peratus.

SUMMARY OF FINDINGS

Performance of Services Sector, Fourth Quarter 2023

	REVENUE *			NUMBER OF PERSONS ENGAGED **		
	RM Billion	YoY (%)	QoQ (%)	Persons	YoY (%)	QoQ (%)
SERVICES	591.4	6.6	1.3	4,437,534	1.8	0.5
Wholesale & Retail Trade, Food & Beverages, and Accommodation	450.9	5.9	1.0	2,938,138	1.8	0.6
Information & Communication and Transportation & Storage	81.9	8.1	1.6	515,260	3.3	0.8
Private Health, Private Education, Arts, Entertainment & Recreation, and Personal Services & Other Activities	20.9	12.3	3.2	402,048	1.1	0.5
Professional, Real Estate, and Administrative & Support Service	37.7	8.8	3.0	582,088	1.0	0.2

*Revenue for Wholesale & Retail Trade sub-sector refers to sales value.

**The total number of persons engaged includes all working proprietors, active business partners and unpaid family workers.

1. OVERALL PERFORMANCE

Total revenue of Services sector recorded RM591.4 billion in the fourth quarter of 2023, registering positive growth of 6.6 per cent as compared to the same quarter in 2022. The increase was contributed by Wholesale & Retail Trade, Food & Beverages, and Accommodation segment (+RM25.1 billion; 5.9%). Meanwhile, total revenue on a quarterly basis registered a growth of 1.3 per cent or +RM7.3 billion.

Total number of persons engaged in this sector amounted to 4.4 million persons, rose 79.3 thousand persons or 1.8 per cent against the corresponding period of the previous year. For quarterly comparison, number of persons engaged went up 0.5 per cent or increased 23.4 thousand persons.

Salaries and wages paid in the fourth quarter of 2023 posted a growth of 3.3 per cent to reach RM32.0 billion compared to the same quarter a year ago. Compared with third quarter of 2023, salaries and wages paid increased 0.8 per cent.

In 2023, the Services sector recorded RM2.3 trillion, increase 8.4 per cent compared to 20.7 per cent in 2022. The number of employees as well as annual salaries and wages in this sector also increased 1.8 per cent (+79,322 persons) and 3.8 per cent (+RM 4.7 billion).

2. PERFORMANCE BY SEGMENT

Wholesale & Retail Trade, Food & Beverages, and Accommodation

Total revenue for Wholesale & Retail Trade, Food & Beverages, and Accommodation segment increased 5.9 per cent to RM450.9 billion as compared to fourth quarter 2022. This was contributed by Wholesale & Retail Trade sub-sector (+RM23.6 billion; 5.8%), Food & Beverages (+RM1.0 billion; 5.9%), and Accommodation (+RM0.4 billion; 12.1%). For quarter-on-quarter comparison, this segment increased 1.0 per cent.

The number of persons engaged in this segment grew 1.8 per cent to 2.9 million persons compared to the same quarter last year. Salaries & wages paid increased 3.1 per cent to RM16.7 billion. For quarter-on-quarter comparison, number of persons engaged as well as salaries and wages paid both grew 0.6 per cent.

Information & Communication and Transportation & Storage

Information & Communication and Transportation & Storage segment recorded an increase in revenue RM81.9 billion or 8.1 per cent as compared to fourth quarter 2022. The increase was driven by Transportation & Storage (+RM4.2 billion; 12.3%). Meanwhile, for quarterly comparison, revenue increased by 1.6 per cent.

The number of persons engaged for this segment also increased 3.3 per cent to record 515,260 persons compared to the previous year. Meanwhile, salaries & wages paid rose 3.9 per cent to RM5.3 billion. For quarterly comparison, number of persons engaged recorded a growth of 0.8 per cent, while salaries and wages paid also increased 1.0 per cent.

Private Health, Private Education, Arts, Entertainment & Recreation, and Personal Services & Other Activities

A total of RM20.9 billion in revenue was generated for Private Health, Private Education, Arts, Entertainment & Recreation, and Personal Services & Other Activities segment in fourth quarter 2023 with 12.3 per cent increase compared to fourth quarter 2022. This increase was contributed by Private Health (+RM1.0 billion; 16.6%), and Arts, Entertainment & Recreation (+RM0.7 billion; 14.1%). Meanwhile, this segment also registered an increase in revenue of 3.2 per cent on quarterly comparison.

In this quarter, the number of persons engaged recorded 402,048 persons, increased 1.1 per cent as compared to the same quarter of the previous year. Salaries and wages paid recorded positive growth of 5.8 per cent to RM3.1 billion. For quarterly comparison, number of persons engaged increased 0.5 per cent while salaries and wages paid increased 2.2 per cent.

Professional, Real Estate, and Administrative & Support Service

Professional, Real Estate, and Administrative & Support Service segment recorded RM37.7 billion or an increase of 8.8 per cent against fourth quarter 2022. The positive growth was driven by Professional sub-sector (+RM1.4 billion; 9.0%) and Administrative & Support Service (+RM0.8 billion; 9.4%). For quarterly comparison, this segment recorded an increase of 3.0 per cent.

In fourth quarter 2023, number of persons engaged recorded was 582,088 persons or 1.0 per cent as compared to same quarter previous year. Salaries and wages paid increased 2.0 per cent to RM6.9 billion. For quarterly comparison, number of persons engaged and salaries and wages recorded a growth of 0.2 per cent and 0.4 per cent, respectively.

3. PERFORMANCE OF WHOLESALE & RETAIL TRADE SUB-SECTOR

Sales value for Wholesale & Retail Trade sub-sector recorded RM428.8 billion for the fourth quarter of 2023 with a positive growth of 5.8 per cent year-on-year. The growth was due to Wholesale Trade activity which grew +RM9.8 billion (5.4%). Retail Trade and Motor Vehicles activities also expanded to register a growth of 4.5 per cent (+RM7.9 billion) and 12.3 per cent (+RM6.0 billion), respectively. Quarter-on-quarter comparison, this sub-sector went up 0.9 per cent.

Total number of persons engaged in this sub-sector stood at 2.0 million persons or an increase of 2.1 per cent year-on-year. Quarter-on-quarter, the number of persons engaged registered a positive growth of 0.8 per cent.

Salaries and wages paid rose 2.5 per cent to RM14.3 billion as compared to the same quarter in the previous year, while for quarterly comparison, it increased 0.5 per cent.

Wholesale Trade

Wholesale Trade activity recorded sales value of RM189.4 billion, an increase of +RM9.8 billion (5.4%) as compared to the fourth quarter of 2022. This increased was attributed to Wholesale on a Other Specialised Wholesale (+RM5.2 billion; 7.7%), Wholesale of Household Goods (+RM1.9 billion; 5.1%), and Wholesale of Agricultural Raw Materials & Live Animals (+RM1.3 billion; 7.9%). For quarterly comparison, the sales value of this activity decreased -0.9 per cent.

Number of persons engaged recorded an increase of 1.4 per cent to 514,121 persons year-on-year. As compared to the third quarter of 2023, number of persons engaged registered decreased -0.1 per cent.

Retail Trade

Sales value of Retail Trade activity registered a positive growth of 4.5 per cent to RM184.4 billion as compared to the fourth quarter of 2022. Among the groups that contributed to this growth were Retail Sale in Non-specialised Stores (+RM4.1 billion; 6.3%), Retail Sale of Other Goods in Specialised Stores (+RM1.5 billion; 3.9%) and Retail Sales of Food, Beverages & Tobacco (+RM1.1 billion; 10.3%). Compared to the last quarter, sales value of this activity rose 1.7 per cent.

In this quarter, the number of persons engaged increased 1.9 per cent to 1.2 million persons as compared to the same quarter in the previous year. Quarter-on-quarter comparison indicated that the number of persons engaged registered a positive growth of 0.8 per cent.

Motor Vehicles

Motor Vehicles activity registered an increase of 12.3 per cent to record a sales value of RM55.0 billion as compared to the fourth quarter of 2022. The increase was attributed to Sale of Motor Vehicles (+RM3.7 billion; 13.5%), Sale of Motor Vehicle Parts & Accessories (+RM1.7 billion; 13.8%) and Maintenance & Repair of Motor Vehicle (+RM1.0 billion; 15.4%). As compared to the third quarter of 2023, the sales value of this activity increased 4.8 per cent.

Number of persons engaged was 307,328 persons, an increase of 3.8 per cent in this quarter. For quarterly comparison, the number of persons engaged recorded a positive growth of 2.0 per cent.

PERFORMANCE OF E-COMMERCE INCOME



	Q3 2023	Q4 2023
RM billion	289.5	291.9
YoY (%)	5.4	1.7
QoQ (%)	3.2	0.8

4. PERFORMANCE OF E-COMMERCE INCOME

The e-commerce income in the fourth quarter of 2023 recorded RM291.9 billion, rose 1.7 per cent as compared to fourth quarter 2022. Meanwhile, for quarterly comparison, income of e-commerce increased by 0.8 per cent.

Jadual 1: Perangkaan Utama Sektor Perkhidmatan, Suku Tahun Keempat 2023

Table 1: Principal Statistics of Services Sector, Fourth Quarter 2023

Tahun Year	Suku Tahun Quarter	Hasil* Revenue* (RM'000)	YoY %	QoQ %	Bilangan Pekerja** Number of Persons Engaged**	YoY %	QoQ %	Gaji & Upah Salaries & Wages (RM'000)	YoY %	QoQ %
2012		1,127,906,372			3,248,370			72,350,420		
2013		1,188,959,453	5.4		3,352,749	3.2		77,826,382	7.6	
2014		1,278,457,152	7.5		3,404,225	1.5		81,790,262	5.1	
2015		1,427,686,481	11.7		3,945,678	15.9		98,336,140	20.2	
2016		1,504,451,623	5.4		4,048,201	2.6		101,946,810	3.7	
2017		1,635,839,857	8.7		4,148,284	2.5		107,941,131	5.9	
2018		1,771,554,697	8.3		4,269,436	2.9		112,523,726	4.2	
2019		1,886,516,580	6.5		4,389,138	2.8		118,191,579	5.0	
2020		1,725,152,812	-8.6		4,238,022	-3.4		114,329,825	-3.3	
	1	463,786,173	1.6	-4.6	4,310,517	0.7	-1.8	29,247,658	1.5	-3.4
	2	354,081,302	-24.2	-23.7	4,187,256	-3.4	-2.9	27,236,306	-7.3	-6.9
	3	450,214,650	-5.5	27.2	4,250,554	-2.2	1.5	28,938,497	-2.6	6.2
	4	457,070,687	-6.0	1.5	4,238,022	-3.4	-0.3	28,907,364	-4.5	-0.1
2021		1,760,371,188	2.0		4,241,634	0.1		113,385,357	-0.8	
	1	448,106,133	-3.4	-2.0	4,223,953	-2.0	-0.3	28,283,392	-3.3	-2.2
	2	424,230,001	19.8	-5.3	4,176,999	-0.2	-1.1	27,708,166	1.7	-2.0
	3	408,485,360	-9.3	-3.7	4,165,179	-2.0	-0.3	28,141,147	-2.8	1.6
	4	479,549,694	4.9	17.4	4,241,634	0.1	1.8	29,252,652	1.2	3.9
2022		2,124,477,484	20.7		4,358,212	2.7		121,933,615	7.5	
	1	495,466,496	10.6	3.3	4,281,689	1.4	0.9	29,881,544	5.7	2.1
	2	531,416,793	25.3	7.3	4,316,238	3.3	0.8	30,330,613	9.5	1.5
	3	542,767,195	32.9	2.1	4,334,746	4.1	0.4	30,688,028	9.1	1.2
	4	554,827,000	15.7	2.2	4,358,212	2.7	0.5	31,033,429	6.1	1.1
2023		2,303,975,244	8.4		4,437,534	1.8		126,610,276	3.8	
	1	560,269,272	13.1	1.0	4,371,172	2.1	0.3	31,260,663	4.6	0.7
	2	568,269,154	6.9	1.4	4,389,770	1.7	0.4	31,509,911	3.9	0.8
	3^r	584,044,354	7.6	2.8	4,414,151	1.8	0.6	31,795,368	3.6	0.9
	4^p	591,392,464	6.6	1.3	4,437,534	1.8	0.5	32,044,334	3.3	0.8

* Hasil bagi subsektor Perdagangan Borong & Runcit merujuk kepada nilai jualan.

* Revenue for Wholesale & Retail Trade sub-sector refers to sales value.

** Bilangan pekerja termasuk semua pemilik yang bekerja, rakan niaga yang aktif dan pekerja keluarga yang tidak bergaji.

** The total number of persons engaged includes all working proprietors, active business partners and unpaid family workers.

Jadual 2: Perangkaan Utama mengikut Segmen
Table 2: Principal Statistics by Segment

Tahun Year	Suku Tahun Quarter	Hasil* Revenue* (RM'000)	YoY %	QoQ	Bilangan Pekerja Number of Persons Engaged	YoY %	QoQ	Gaji & Upah Salaries & Wages (RM'000)	YoY %	QoQ
Perdagangan Borong & Runcit, Makanan & Minuman dan Penginapan										
<i>Wholesale & Retail Trade, Food & Beverages and Accommodation</i>										
2012		890,936,827			2,434,091			43,247,116		
2013		938,123,465	5.3		2,471,878	1.6		46,209,360	6.8	
2014		1,011,133,332	7.8		2,510,833	1.6		48,433,066	4.8	
2015		1,070,090,523	5.8		2,565,239	2.2		50,712,646	4.7	
2016		1,126,773,053	5.3		2,642,566	3.0		53,081,613	4.7	
2017		1,227,330,682	8.9		2,699,249	2.1		55,690,788	4.9	
2018		1,329,691,115	8.3		2,784,039	3.1		57,739,827	3.7	
2019		1,412,282,726	6.2		2,867,716	3.0		59,987,276	3.9	
2020		1,312,295,753	-7.1		2,768,781	-3.4		59,328,034	-1.1	
	1	347,296,889	1.5	-4.1	2,810,376	1.1	-2.0	14,984,511	1.9	-1.9
	2	266,496,798	-23.7	-23.3	2,731,161	-3.4	-2.8	14,412,570	-3.5	-3.8
	3	346,244,849	-3.4	29.9	2,772,742	-2.0	1.5	14,937,618	-0.9	3.6
	4	352,257,217	-2.8	1.7	2,768,781	-3.4	-0.1	14,993,335	-1.9	0.4
2021		1,354,783,446	3.2		2,811,623	1.5		59,518,621	0.3	
	1	346,685,478	-0.2	-1.6	2,761,740	-1.7	-0.3	14,842,509	-0.9	-1.0
	2	324,569,394	21.8	-6.4	2,725,103	-0.2	-1.3	14,421,904	0.1	-2.8
	3	313,321,910	-9.5	-3.5	2,763,826	-0.3	1.4	14,852,778	-0.6	3.0
	4	370,206,664	5.1	18.2	2,811,623	1.5	1.7	15,401,430	2.7	3.7
2022		1,631,695,132	20.4		2,885,763	2.6		63,847,043	7.3	
	1	378,710,939	9.2	2.3	2,835,080	2.7	0.8	15,631,902	5.3	1.5
	2	409,345,954	26.1	8.1	2,860,229	5.0	0.9	15,932,380	10.5	1.9
	3	417,847,800	33.4	2.1	2,870,606	3.9	0.4	16,065,542	8.2	0.8
	4	425,790,439	15.0	1.9	2,885,763	2.6	0.5	16,217,219	5.3	0.9
2023		1,759,178,221	7.8		2,938,138	1.8		66,013,007	3.4	
	1	428,230,534	13.1	0.6	2,891,148	2.0	0.2	16,271,884	4.1	0.3
	2	433,510,136	5.9	1.2	2,902,743	1.5	0.4	16,405,853	3.0	0.8
	3^f	446,567,209	6.9	3.0	2,921,654	1.8	0.7	16,614,774	3.4	1.3
	4^P	450,870,342	5.9	1.0	2,938,138	1.8	0.6	16,720,496	3.1	0.6

Nota /Note.

*Hasil bagi subsektor Perdagangan Borong & Runcit merujuk kepada nilai jualan.

*Revenue for Wholesale & Retail Trade sub-sector refers to sales value.

Jadual 2 (Samb.): Perangkaan Utama mengikut Segmen
Table 2 (Cont'd.): Principal Statistics by Segment

Tahun Year	Suku Tahun Quarter	Hasil Revenue (RM'000)	YoY %	QoQ	Bilangan Pekerja Number of Persons Engaged	YoY %	QoQ	Gaji & Upah Salaries & Wages (RM'000)	YoY %	QoQ
Maklumat & Komunikasi dan Pengangkutan & Penyimpanan <i>Information & Communication and Transportation & Storage</i>										
2012		179,768,915			460,664			17,501,855		
2013		186,980,523	4.0		474,168	2.9		18,605,061	6.3	
2014		197,846,281	5.8		469,832	-0.9		18,815,080	1.1	
2015		203,244,473	2.7		465,710	-0.9		19,445,989	3.4	
2016		211,073,218	3.9		465,740	0.0		19,369,837	-0.4	
2017		227,467,856	7.8		470,065	0.9		20,058,635	3.6	
2018		245,539,760	7.9		471,203	0.2		20,506,144	2.2	
2019		262,569,926	6.9		477,056	1.2		21,121,354	3.0	
2020		237,585,064	-9.5		452,491	-5.1		18,771,930	-11.1	
	1	63,927,269	1.4	-7.5	475,391	0.3	-0.3	4,955,379	-2.1	-10.1
	2	51,865,580	-21.3	-18.9	462,637	-3.9	-2.7	4,247,572	-19.6	-14.3
	3	59,881,575	-7.2	15.5	461,194	-3.2	-0.3	4,813,066	-8.6	13.3
	4	61,910,640	-10.4	3.4	452,491	-5.1	-1.9	4,755,913	-13.7	-1.2
2021		245,571,320	3.4		471,075	4.1		17,940,461	-4.4	
	1	59,843,657	-6.4	-3.3	452,655	-4.8	0.0	4,436,863	-10.5	-6.7
	2	59,507,624	14.7	-0.6	451,340	-2.4	-0.3	4,368,383	2.8	-1.5
	3	59,224,959	-1.1	-0.5	451,917	-2.0	0.1	4,438,244	-7.8	1.6
	4	66,995,079	8.2	13.1	471,075	4.1	4.2	4,696,971	-1.2	5.8
2022		290,820,906	18.4		498,815	5.9		19,744,255	10.1	
	1	69,489,718	16.1	3.7	481,995	6.5	2.3	4,813,188	8.5	2.5
	2	72,159,925	21.3	3.8	490,355	8.6	1.7	4,878,867	11.7	1.4
	3	73,405,548	23.9	1.7	494,695	9.5	0.9	4,987,068	12.4	2.2
	4	75,765,714	13.1	3.2	498,815	5.9	0.8	5,065,132	7.8	1.6
2023		319,785,135	10.0		515,260	3.3		20,765,993	5.2	
	1	77,823,528	12.0	2.7	502,949	4.3	0.8	5,121,747	6.4	1.1
	2	79,483,731	10.1	2.1	507,406	3.5	0.9	5,170,227	6.0	0.9
	3^f	80,591,447	9.8	1.4	511,096	3.3	0.7	5,211,109	4.5	0.8
	4^P	81,886,428	8.1	1.6	515,260	3.3	0.8	5,262,910	3.9	1.0

Jadual 2 (Samb.): Perangkaan Utama mengikut Segmen
Table 2 (Cont'd.): Principal Statistics by Segment

Tahun Year	Suku Tahun Quarter	Hasil Revenue (RM'000)	YoY %	QoQ	Bilangan Pekerja Number of Persons Engaged	YoY %	QoQ	Gaji & Upah Salaries & Wages (RM'000)	YoY %	QoQ
Kesihatan Swasta, Pendidikan Swasta, Kesenian, Hiburan & Rekreasi dan Perkhidmatan Persendirian & Lain-lain Aktiviti										
<i>Private Health, Private Education, Arts, Entertainment & Recreation and Personal Services and Other Activities</i>										
2012		40,229,124			238,403			6,515,020		
2013		43,364,595	7.8		247,261	3.7		6,891,690	5.8	
2014		46,765,754	7.8		257,668	4.2		7,368,754	6.9	
2015		59,984,822	28.3		378,440	46.9		9,527,356	29.3	
2016		64,033,002	6.7		386,431	2.1		10,028,135	5.3	
2017		69,029,323	7.8		396,854	2.7		10,622,615	5.9	
2018		74,715,896	8.2		409,036	3.1		11,166,308	5.1	
2019		80,262,699	7.4		420,319	2.8		11,775,358	5.5	
2020		62,334,358	-22.3		403,149	-4.1		11,629,051	-1.2	
	1	19,838,735	-0.2	-3.8	415,282	1.1	-1.2	3,030,861	3.5	1.6
	2	11,010,145	-43.2	-44.5	401,550	-2.4	-3.3	2,829,281	-2.6	-6.7
	3	15,943,732	-21.8	44.8	404,182	-2.7	0.7	2,910,103	-1.7	2.9
	4	15,541,745	-24.6	-2.5	403,149	-4.1	-0.3	2,858,806	-4.2	-1.8
2021		57,524,682	-7.7		392,307	-2.7		11,297,449	-2.9	
	1	14,924,831	-24.8	-4.0	398,931	-3.9	-1.0	2,864,183	-5.5	0.2
	2	13,946,822	26.7	-6.6	391,445	-2.5	-1.9	2,814,553	-0.5	-1.7
	3	12,537,997	-21.4	-10.1	387,898	-4.0	-0.9	2,788,593	-4.2	-0.9
	4	16,115,032	3.7	28.5	392,307	-2.7	1.1	2,830,119	-1.0	1.5
2022		70,934,749	23.3		397,541	1.3		11,708,055	3.6	
	1	17,015,119	14.0	5.6	394,885	-1.0	0.7	2,894,807	1.1	2.3
	2	17,278,703	23.9	1.5	394,924	0.9	0.0	2,913,034	3.5	0.6
	3	18,034,537	43.8	4.4	395,477	2.0	0.1	2,930,730	5.1	0.6
	4	18,606,389	15.5	3.2	397,541	1.3	0.5	2,969,484	4.9	1.3
2023		79,552,853	12.1		402,048	1.1		12,301,453	5.1	
	1	18,961,227	11.4	1.9	399,277	1.1	0.4	3,027,446	4.6	2.0
	2	19,427,137	12.4	2.5	399,806	1.2	0.1	3,057,184	4.9	1.0
	3^f	20,260,619	12.3	4.3	400,240	1.2	0.1	3,074,880	4.9	0.6
	4^P	20,903,870	12.3	3.2	402,048	1.1	0.5	3,141,942	5.8	2.2

Jadual 2 (Samb.): Perangkaan Utama mengikut Segmen

Table 2 (Cont'd.): Principal Statistics by Segment

Tahun Year	Suku Tahun Quarter	Hasil Revenue (RM'000)	YoY %	QoQ	Bilangan Pekerja Number of Persons Engaged	YoY %	QoQ	Gaji & Upah Salaries & Wages (RM'000)	YoY %	QoQ
Profesional, Hartanah dan Pentadbiran & Khidmat Sokongan										
<i>Professional, Real Estate and Administrative and Support Service</i>										
2012		16,971,506			115,212			5,086,429		
2013		20,490,870	20.7		159,442	38.4		6,120,271	20.3	
2014		22,711,785	10.8		165,892	4.0		7,173,362	17.2	
2015		94,366,663	315.5		536,289	223.3		18,650,149	160.0	
2016		102,572,349	8.7		553,464	3.2		19,467,225	4.4	
2017		112,011,996	9.2		582,116	5.2		21,569,093	10.8	
2018		121,607,925	8.6		605,158	4.0		23,111,448	7.2	
2019		131,401,228	8.1		624,047	3.1		25,307,590	9.5	
2020		112,937,638	-14.1		613,601	-1.7		24,600,810	-2.8	
	1	32,723,279	3.4	-4.7	609,467	-1.4	-2.3	6,276,907	2.5	-3.5
	2	24,708,780	-24.5	-24.5	591,908	-3.8	-2.9	5,746,882	-8.1	-8.4
	3	28,144,494	-13.9	13.9	612,436	-1.6	3.5	6,277,710	-2.2	9.2
	4	27,361,085	-20.3	-2.8	613,601	-1.7	0.2	6,299,310	-3.2	0.3
2021		102,491,740	-9.2		566,629	-7.7		24,628,826	0.1	
	1	26,652,167	-18.6	-2.6	610,627	0.2	-0.5	6,139,836	-2.2	-2.5
	2	26,206,160	6.1	-1.7	609,111	2.9	-0.2	6,103,325	6.2	-0.6
	3	23,400,493	-16.9	-10.7	561,538	-8.3	-7.8	6,061,533	-3.4	-0.7
	4	26,232,920	-4.1	12.1	566,629	-7.7	0.9	6,324,132	0.4	4.3
2022		131,026,697	27.8		576,093	1.7		26,634,262	8.1	
	1	30,250,719	13.5	15.3	569,729	-6.7	0.5	6,541,647	6.5	3.4
	2	32,632,211	24.5	7.9	570,730	-6.3	0.2	6,606,333	8.2	1.0
	3	33,479,310	43.1	2.6	573,968	2.2	0.6	6,704,687	10.6	1.5
	4	34,664,458	32.1	3.5	576,093	1.7	0.4	6,781,594	7.2	1.1
2023		145,459,034	11.0		582,088	1.0		27,529,824	3.4	
	1	35,253,982	16.5	1.7	577,798	1.4	0.3	6,839,586	4.6	0.9
	2	35,848,150	9.9	1.7	579,815	1.6	0.3	6,876,647	4.1	0.5
	3^f	36,625,078	9.4	2.2	581,161	1.3	0.2	6,894,604	2.8	0.3
	4^P	37,731,824	8.8	3.0	582,088	1.0	0.2	6,918,986	2.0	0.4

Jadual 3: Perangkaan Utama mengikut Subsektor

Table 3: Principal Statistics by Sub-sector

Tahun Year	Suku Tahun Quarter	Nilai Jualan Sales Value (RM'000)	YoY %	QoQ	Bilangan Pekerja Number of Persons Engaged	YoY %	QoQ	Gaji & Upah Salaries & Wages (RM'000)	YoY %	QoQ
Perdagangan Borong dan Runcit										
<i>Wholesale and Retail Trade</i>										
2012		836,407,030			1,564,928			35,762,897		
2013		881,414,793	5.4		1,589,589	1.6		38,512,769	7.7	
2014		951,210,971	7.9		1,617,960	1.8		40,508,046	5.2	
2015		1,007,400,020	5.9		1,659,258	2.6		42,627,878	5.2	
2016		1,061,539,749	5.4		1,713,355	3.3		44,682,430	4.8	
2017		1,156,753,363	9.0		1,763,674	2.9		46,876,594	4.9	
2018		1,252,145,160	8.2		1,809,629	2.6		48,629,231	3.7	
2019		1,326,445,954	5.9		1,852,009	2.3		50,428,878	3.7	
2020		1,249,415,063	-5.8		1,847,777	-0.2		50,502,214	0.1	
	1	326,930,856	1.6	-3.5	1,844,520	1.2	-0.4	12,619,532	1.7	-1.2
	2	254,161,636	-22.6	-22.3	1,821,927	-1.2	-1.2	12,289,609	-2.2	-2.6
	3	331,065,723	-1.8	30.3	1,848,980	0.2	1.5	12,759,566	0.6	3.8
	4	337,256,847	-0.5	1.9	1,847,777	-0.2	-0.1	12,833,507	0.5	0.6
2021		1,299,423,845	4.0		1,898,352	2.7		51,208,953	1.4	
	1	332,589,298	1.7	-1.4	1,843,121	-0.1	-0.3	12,713,340	0.7	-0.9
	2	311,562,851	22.6	-6.3	1,820,771	-0.1	-1.2	12,380,593	0.7	-2.6
	3	300,842,985	-9.1	-3.4	1,856,187	0.4	1.9	12,813,539	0.4	3.5
	4	354,428,710	5.1	17.8	1,898,352	2.7	2.3	13,301,481	3.6	3.8
2022		1,554,517,976	19.6		1,963,000	3.4		54,989,124	7.4	
	1	361,047,899	8.6	1.9	1,915,305	3.9	0.9	13,471,149	6.0	1.3
	2	390,282,389	25.3	8.1	1,942,779	6.7	1.4	13,758,253	11.1	2.1
	3	398,034,028	32.3	2.0	1,951,300	5.1	0.4	13,843,967	8.0	0.6
	4	405,153,660	14.3	1.8	1,963,000	3.4	0.6	13,915,755	4.6	0.5
2023		1,673,606,682	7.7		2,003,411	2.1		56,425,129	2.6	
	1	407,419,457	12.8	0.6	1,964,336	2.6	0.1	13,928,098	3.4	0.1
	2	412,448,546	5.7	1.2	1,973,336	1.6	0.5	14,028,644	2.0	0.7
	3^f	424,936,615	6.8	3.0	1,988,463	1.9	0.8	14,200,134	2.6	1.2
	4^P	428,802,064	5.8	0.9	2,003,411	2.1	0.8	14,268,252	2.5	0.5

Jadual 3 (Samb.): Perangkaan Utama mengikut Subsektor
Table 3 (Cont'd.): Principal Statistics by Sub-sector

Tahun Year	Suku Tahun Quarter	Nilai Jualan Sales Value (RM'000)	YoY %	QoQ	Bilangan Pekerja Number of Persons Engaged	YoY %	QoQ	Gaji & Upah Salaries & Wages (RM'000)	YoY %	QoQ
Perdagangan Borong <i>Wholesale Trade</i>										
2012		429,022,155			392,693			12,620,861		
2013		444,773,611	3.7		398,064	1.4		13,126,342	4.0	
2014		471,944,658	6.1		405,797	1.9		14,053,993	7.1	
2015		493,162,924	4.5		416,649	2.7		14,985,403	6.6	
2016		518,744,614	5.2		435,964	4.6		15,983,651	6.7	
2017		564,345,061	8.8		452,198	3.7		17,032,127	6.6	
2018		605,472,874	7.3		466,989	3.3		17,780,405	4.4	
2019		638,222,228	5.4		479,566	2.7		18,430,535	3.7	
2020		603,311,270	-5.5		484,377	1.0		18,550,507	0.7	
	1	160,014,560	2.4	-1.6	475,106	1.2	-0.9	4,609,417	1.4	-1.5
	2	127,375,985	-19.4	-20.4	472,126	-1.1	-0.6	4,527,102	-0.7	-1.8
	3	154,454,050	-4.2	21.3	478,437	0.7	1.3	4,679,836	0.8	3.4
	4	161,466,676	-0.7	4.5	484,377	1.0	1.2	4,734,153	1.1	1.2
2021		641,755,408	6.4		492,716	1.7		18,888,035	1.8	
	1	160,719,971	0.4	-0.5	481,013	1.2	-0.7	4,684,749	1.6	-1.0
	2	156,973,815	23.2	-2.3	477,533	1.1	-0.7	4,632,548	2.3	-1.1
	3	154,357,806	-0.1	-1.7	483,383	1.0	1.2	4,744,355	1.4	2.4
	4	169,703,816	5.1	9.9	492,716	1.7	1.9	4,826,383	1.9	1.7
2022		710,292,490	10.7		507,009	2.9		19,852,052	5.1	
	1	171,671,531	6.8	1.2	497,595	3.4	1.0	4,850,687	3.5	0.5
	2	179,092,658	14.1	4.3	505,973	6.0	1.7	4,981,772	7.5	2.7
	3	179,865,379	16.5	0.4	507,298	4.9	0.3	5,011,868	5.6	0.6
	4	179,662,922	5.9	-0.1	507,009	2.9	-0.1	5,007,724	3.8	-0.1
2023		747,149,463	5.2		514,121	1.4		20,398,212	2.8	
	1	181,119,099	5.5	0.8	507,434	2.0	0.1	5,016,228	3.4	0.2
	2	185,455,979	3.6	2.4	510,993	1.0	0.7	5,077,802	1.9	1.2
	3^f	191,136,232	6.3	3.1	514,860	1.5	0.8	5,156,823	2.9	1.6
	4^P	189,438,153	5.4	-0.9	514,121	1.4	-0.1	5,147,358	2.8	-0.2

Jadual 3 (Samb.): Perangkaan Utama mengikut Subsektor
Table 3 (Cont'd.): Principal Statistics by Sub-sector

Tahun Year	Suku Tahun Quarter	Nilai Jualan Sales Value (RM'000)	YoY %	QoQ	Bilangan Pekerja Number of Persons Engaged	YoY %	QoQ	Gaji & Upah Salaries & Wages (RM'000)	YoY %	QoQ
461 Jual Borong Berdasarkan Kontrak atau Yuran <i>Wholesale on a Fee or Contract Basis</i>										
2012		7,976,272			5,890			205,658		
2013		8,446,851	5.9		6,096	3.5		225,056	9.4	
2014		9,243,191	9.4		6,136	0.7		240,270	6.8	
2015		9,585,409	3.7		6,210	1.2		248,616	3.5	
2016		9,924,370	3.5		6,380	2.7		264,610	6.4	
2017		10,749,780	8.3		6,522	2.2		277,460	4.9	
2018		11,506,497	7.0		6,646	1.9		286,880	3.4	
2019		11,987,910	4.2		6,865	3.3		295,225	2.9	
2020		11,178,093	-6.8		6,803	-0.9		297,610	0.8	
	1	2,985,747	4.0	-2.3	6,842	1.8	-0.3	75,368	1.7	3.7
	2	2,453,397	-17.4	-17.8	6,686	-1.3	-2.3	74,782	-0.6	-0.8
	3	2,853,256	-7.8	16.3	6,830	-1.4	2.2	73,842	0.9	-1.3
	4	2,885,693	-5.5	1.1	6,803	-0.9	-0.4	73,618	1.3	-0.3
2021		10,585,467	-5.3		6,894	1.3		304,395	2.3	
	1	2,864,877	-4.0	-0.7	6,813	-0.4	0.1	76,513	1.5	3.9
	2	2,596,520	5.8	-9.4	6,701	0.2	-1.6	76,531	2.3	0.0
	3	2,321,161	-18.6	-10.6	6,853	0.3	2.3	75,366	2.1	-1.5
	4	2,802,908	-2.9	20.8	6,894	1.3	0.6	75,985	3.2	0.8
2022		12,296,590	16.2		6,793	-1.5		319,284	4.9	
	1	2,998,615	4.7	7.0	6,917	1.5	0.3	79,347	3.7	4.4
	2	3,083,006	18.7	2.8	6,800	1.5	-1.7	81,026	5.9	2.1
	3	2,968,214	27.9	-3.7	6,739	-1.7	-0.9	80,508	6.8	-0.6
	4	3,246,755	15.8	9.4	6,793	-1.5	0.8	78,402	3.2	-2.6
2023		13,158,969	7.0		6,832	0.6		319,353	0.0	
	1	3,238,345	8.0	-0.3	6,772	-2.1	-0.3	78,478	-1.1	0.1
	2	3,335,440	8.2	3.0	6,901	1.5	1.9	81,170	0.2	3.4
	3 ^f	3,245,578	9.3	-2.7	6,866	1.9	-0.5	81,041	0.7	-0.2
	4 ^P	3,339,607	2.9	2.9	6,832	0.6	-0.5	78,664	0.3	-2.9

Jadual 3 (Samb.): Perangkaan Utama mengikut Subsektor
Table 3 (Cont'd.): Principal Statistics by Sub-sector

Tahun Year	Suku Tahun Quarter	Nilai Jualan Sales Value (RM'000)	YoY %	QoQ	Bilangan Pekerja Number of Persons Engaged	YoY %	QoQ	Gaji & Upah Salaries & Wages (RM'000)	YoY %	QoQ
462 Jualan Borong Bahan Mentah Pertanian dan Haiwan Hidup <i>Wholesale of Agricultural Raw Materials and Live Animals</i>										
2012		40,329,159			26,645			625,622		
2013		39,823,486	-1.3		28,086	5.4		646,910	3.4	
2014		42,642,828	7.1		27,877	-0.7		680,352	5.2	
2015		43,818,266	2.8		27,975	0.4		734,209	7.9	
2016		44,796,128	2.2		29,286	4.7		780,988	6.4	
2017		49,285,380	10.0		30,649	4.7		832,123	6.5	
2018		49,597,342	0.6		31,339	2.3		878,362	5.6	
2019		50,947,801	2.7		31,652	1.0		914,465	4.1	
2020		50,992,294	0.1		31,869	0.7		947,818	3.6	
	1	12,674,827	-5.2	4.6	30,788	0.1	-2.7	238,732	4.1	1.5
	2	12,834,977	1.9	1.3	31,206	1.2	1.4	235,075	4.5	-1.5
	3	13,196,181	2.6	2.8	31,582	0.9	1.2	232,337	3.3	-1.2
	4	12,286,310	1.4	-6.9	31,869	0.7	0.9	241,674	2.8	4.0
2021		54,148,066	6.2		32,136	0.8		967,316	2.1	
	1	12,483,642	-1.5	1.6	30,698	-0.3	-3.7	243,682	2.1	0.8
	2	13,652,579	6.4	9.4	31,234	0.1	1.7	240,244	2.2	-1.4
	3	13,951,642	5.7	2.2	31,735	0.5	1.6	237,084	2.0	-1.3
	4	14,060,202	14.4	0.8	32,136	0.8	1.3	246,306	1.9	3.9
2022		62,308,704	15.1		32,963	2.6		1,065,210	10.1	
	1	14,539,499	16.5	3.4	32,155	4.7	0.1	257,503	5.7	4.5
	2	15,749,876	15.4	8.3	32,833	5.1	2.1	265,163	10.4	3.0
	3	16,114,543	15.5	2.3	33,096	4.3	0.8	272,014	14.7	2.6
	4	15,904,786	13.1	-1.3	32,963	2.6	-0.4	270,530	9.8	-0.5
2023		67,216,207	7.9		34,511	4.7		1,118,208	5.0	
	1	15,976,588	9.9	0.5	33,191	3.2	0.7	270,698	5.1	0.1
	2	16,722,645	6.2	4.7	33,974	3.5	2.4	278,645	5.1	2.9
	3 ^f	17,358,361	7.7	3.8	34,929	5.5	2.8	286,366	5.3	2.8
	4 ^p	17,158,614	7.9	-1.2	34,511	4.7	-1.2	282,500	4.4	-1.4

Jadual 3 (Samb.): Perangkaan Utama mengikut Subsektor
Table 3 (Cont'd.): Principal Statistics by Sub-sector

Tahun Year	Suku Tahun Quarter	Nilai Jualan Sales Value (RM'000)	YoY %	QoQ	Bilangan Pekerja Number of Persons Engaged	YoY %	QoQ	Gaji & Upah Salaries & Wages (RM'000)	YoY %	QoQ
463 Jualan Borong Makanan, Minuman dan Tembakau <i>Wholesale of Food, Beverages and Tobacco</i>										
2012		68,734,774			72,689			2,153,000		
2013		74,178,607	7.9		74,345	2.3		2,322,107	7.9	
2014		79,933,317	7.8		76,349	2.7		2,369,189	2.0	
2015		85,765,936	7.3		79,580	4.2		2,543,223	7.3	
2016		92,634,211	8.0		82,319	3.4		2,758,502	8.5	
2017		101,205,157	9.3		88,531	7.5		2,962,847	7.4	
2018		109,773,646	8.5		93,629	5.8		3,083,514	4.1	
2019		116,493,167	6.1		96,344	2.9		3,202,060	3.8	
2020		120,618,738	3.5		98,130	1.9		3,198,690	-0.1	
	1	29,093,802	4.2	-1.9	94,877	2.3	-1.5	792,740	2.1	-1.4
	2	29,479,686	1.5	1.3	92,518	-2.8	-2.5	795,123	-2.3	0.3
	3	31,031,260	3.9	5.3	95,570	1.7	3.3	803,531	-0.5	1.1
	4	31,013,989	4.5	-0.1	98,130	1.9	2.7	807,296	0.4	0.5
2021		127,832,408	6.0		100,396	2.3		3,249,618	1.6	
	1	30,717,555	5.6	-1.0	96,853	2.1	-1.3	804,981	1.5	-0.3
	2	30,804,644	4.5	0.3	94,260	1.9	-2.7	806,025	1.4	0.1
	3	32,218,077	3.8	4.6	97,332	1.8	3.3	813,987	1.3	1.0
	4	34,092,134	9.9	5.8	100,396	2.3	3.1	824,626	2.1	1.3
2022		137,229,012	7.4		99,948	-0.4		3,458,279	6.4	
	1	33,588,879	9.3	-1.5	98,761	2.0	-1.6	833,054	3.5	1.0
	2	33,729,043	9.5	0.4	99,254	5.3	0.5	862,296	7.0	3.5
	3	34,020,377	5.6	0.9	99,549	2.3	0.3	891,342	9.5	3.4
	4	35,890,714	5.3	5.5	99,948	-0.4	0.4	871,586	5.7	-2.2
2023		147,045,999	7.2		101,633	1.7		3,552,389	2.7	
	1	36,961,962	10.0	3.0	99,938	1.2	0.0	872,631	4.8	0.1
	2	36,556,280	8.4	-1.1	100,422	1.2	0.5	875,669	1.6	0.3
	3 ^f	36,809,817	8.2	0.7	100,824	1.3	0.4	894,393	0.3	2.1
	4 ^P	36,717,940	2.3	-0.2	101,633	1.7	0.8	909,696	4.4	1.7

Jadual 3 (Samb.): Perangkaan Utama mengikut Subsektor
Table 3 (Cont'd.): Principal Statistics by Sub-sector

Tahun Year	Suku Tahun Quarter	Nilai Jualan Sales Value (RM'000)	YoY %	QoQ	Bilangan Pekerja Number of Persons Engaged	YoY %	QoQ	Gaji & Upah Salaries & Wages (RM'000)	YoY %	QoQ
464 Jualan Borong Barangan Isi Rumah <i>Wholesale of Household Goods</i>										
2012		76,405,578			111,934			3,557,048		
2013		82,638,697	8.2		113,803	1.7		3,843,113	8.0	
2014		89,199,138	7.9		113,873	0.1		4,059,332	5.6	
2015		97,290,429	9.1		117,247	3.0		4,367,483	7.6	
2016		102,680,602	5.5		125,953	7.4		4,695,985	7.5	
2017		108,096,331	5.3		130,557	3.7		5,038,945	7.3	
2018		116,776,939	8.0		137,021	5.0		5,305,592	5.3	
2019		123,866,431	6.1		141,954	3.6		5,443,096	2.6	
2020		122,551,455	-1.1		143,879	1.4		5,482,534	0.7	
	1	31,097,791	3.3	-2.5	142,133	1.1	0.1	1,361,376	0.6	-0.6
	2	26,051,202	-15.0	-16.2	142,994	-0.4	0.6	1,352,958	-0.1	-0.6
	3	32,366,874	3.7	24.2	145,177	0.7	1.5	1,383,547	1.2	2.3
	4	33,035,588	3.6	2.1	143,879	1.4	-0.9	1,384,653	1.1	0.1
2021		123,437,155	0.7		147,685	2.6		5,572,671	1.6	
	1	32,359,294	4.1	-2.0	144,508	1.7	0.4	1,383,880	1.7	-0.1
	2	28,935,569	11.1	-10.6	144,888	1.3	0.3	1,379,305	1.9	-0.3
	3	29,085,152	-10.1	0.5	146,769	1.1	1.3	1,398,326	1.1	1.4
	4	33,057,140	0.1	13.7	147,685	2.6	0.6	1,411,160	1.9	0.9
2022		144,920,262	17.4		154,867	4.9		5,820,634	4.4	
	1	33,777,720	4.4	2.2	150,197	3.9	1.7	1,422,176	2.8	0.8
	2	36,388,031	25.8	7.7	154,406	6.6	2.8	1,455,962	5.6	2.4
	3	37,241,222	28.0	2.3	154,558	5.3	0.1	1,461,274	4.5	0.4
	4	37,513,289	13.5	0.7	154,867	4.9	0.2	1,481,223	5.0	1.4
2023		155,080,577	7.0		155,200	0.2		6,032,013	3.6	
	1	38,328,997	13.5	2.2	155,329	3.4	0.3	1,491,049	4.8	0.7
	2	38,582,779	6.0	0.7	154,818	0.3	-0.3	1,505,893	3.4	1.0
	3^f	38,752,559	4.1	0.4	155,356	0.5	0.3	1,518,816	3.9	0.9
	4^P	39,416,242	5.1	1.7	155,200	0.2	-0.1	1,516,255	2.4	-0.2

Jadual 3 (Samb.): Perangkaan Utama mengikut Subsektor
Table 3 (Cont'd.): Principal Statistics by Sub-sector

Tahun Year	Suku Tahun Quarter	Nilai Jualan Sales Value (RM'000)	YoY %	QoQ	Bilangan Pekerja Number of Persons Engaged	YoY %	QoQ	Gaji & Upah Salaries & Wages (RM'000)	YoY %	QoQ
465 Jualan Borong Jentera, Peralatan dan Bekalan <i>Wholesale of Machinery, Equipment and Supplies</i>										
2012		41,182,967			66,107			2,129,249		
2013		41,169,307	0.0		65,713	-0.6		2,209,092	3.7	
2014		41,968,335	1.9		71,034	8.1		2,364,313	7.0	
2015		43,904,855	4.6		72,531	2.1		2,596,117	9.8	
2016		47,110,972	7.3		74,190	2.3		2,736,151	5.4	
2017		50,746,280	7.7		76,056	2.5		2,889,203	5.6	
2018		52,762,773	4.0		76,498	0.6		3,053,418	5.7	
2019		54,058,810	2.5		78,564	2.7		3,201,387	4.8	
2020		51,203,296	-5.3		79,795	1.6		3,210,929	0.3	
	1	13,111,940	-0.8	-4.1	76,900	1.6	-2.1	797,475	1.3	-3.6
	2	10,383,473	-23.5	-20.8	77,458	-0.1	0.7	756,405	-1.1	-5.1
	3	13,682,112	0.6	31.8	78,102	1.4	0.8	823,323	0.1	8.8
	4	14,025,770	2.6	2.5	79,795	1.6	2.2	833,725	0.8	1.3
2021		53,241,929	4.0		81,173	1.7		3,284,745	2.3	
	1	13,550,136	3.3	-3.4	78,554	2.2	-1.6	811,389	1.7	-2.7
	2	12,724,075	22.5	-6.1	78,768	1.7	0.3	783,157	3.5	-3.5
	3	12,740,849	-6.9	0.1	79,256	1.5	0.6	837,058	1.7	6.9
	4	14,226,869	1.4	11.7	81,173	1.7	2.4	853,142	2.3	1.9
2022		57,836,484	8.6		84,587	4.2		3,492,983	6.3	
	1	14,002,443	3.3	-1.6	82,512	5.0	1.6	843,006	3.9	-1.2
	2	14,469,526	13.7	3.3	84,673	7.5	2.6	882,163	12.6	4.6
	3	14,654,927	15.0	1.3	84,842	7.0	0.2	890,015	6.3	0.9
	4	14,709,587	3.4	0.4	84,587	4.2	-0.3	877,800	2.9	-1.4
2023		59,171,283	2.3		85,396	1.0		3,561,295	2.0	
	1	14,246,687	1.7	-3.1	84,078	1.9	-0.6	877,497	4.1	0.0
	2	14,927,085	3.2	4.8	85,314	0.8	1.5	898,011	1.8	2.3
	3 ^f	14,938,207	1.9	0.1	85,483	0.8	0.2	898,597	1.0	0.1
	4 ^P	15,059,304	2.4	0.8	85,396	1.0	-0.1	887,190	1.1	-1.3

Jadual 3 (Samb.): Perangkaan Utama mengikut Subsektor
Table 3 (Cont'd.): Principal Statistics by Sub-sector

Tahun Year	Suku Tahun Quarter	Nilai Jualan Sales Value (RM'000)	YoY %	QoQ	Bilangan Pekerja Number of Persons Engaged	YoY %	QoQ	Gaji & Upah Salaries & Wages (RM'000)	YoY %	QoQ
466 Lain-lain Pengkhususan Jualan Borong <i>Other Specialised Wholesale</i>										
2012		182,343,725			92,501			3,552,155		
2013		185,880,221	1.9		92,830	0.4		3,465,636	-2.4	
2014		195,617,285	5.2		93,064	0.3		3,892,775	12.3	
2015		198,538,260	1.5		95,300	2.4		4,022,238	3.3	
2016		206,555,201	4.0		99,830	4.8		4,247,538	5.6	
2017		228,733,826	10.7		100,981	1.2		4,500,184	5.9	
2018		248,693,250	8.7		102,074	1.1		4,610,351	2.4	
2019		263,969,674	6.1		103,911	1.8		4,779,096	3.7	
2020		230,006,028	-12.9		103,494	-0.4		4,810,451	0.7	
	1	66,768,134	3.4	-1.7	103,332	0.4	-0.6	1,195,345	1.1	-2.1
	2	42,884,395	-34.2	-35.8	101,167	-1.7	-2.1	1,165,757	-1.0	-2.5
	3	56,805,024	-14.3	32.5	101,188	-0.5	0.0	1,210,758	1.0	3.9
	4	63,548,475	-6.4	11.9	103,494	-0.4	2.3	1,238,591	1.4	2.3
2021		254,102,658	10.5		103,818	0.3		4,900,743	1.9	
	1	64,153,688	-3.9	1.0	103,269	-0.1	-0.2	1,214,027	1.6	-2.0
	2	63,735,921	48.6	-0.7	101,523	0.4	-1.7	1,199,327	2.9	-1.2
	3	59,532,470	4.8	-6.6	101,411	0.2	-0.1	1,229,352	1.5	2.5
	4	66,680,579	4.9	12.0	103,818	0.3	2.4	1,258,037	1.6	2.3
2022		276,121,845	8.7		106,355	2.4		5,065,497	3.4	
	1	67,994,784	6.0	2.0	105,727	2.4	1.8	1,259,305	3.7	0.1
	2	70,851,628	11.2	4.2	106,575	5.0	0.8	1,277,277	6.5	1.4
	3	69,949,709	17.5	-1.3	106,996	5.5	0.4	1,259,219	2.4	-1.4
	4	67,325,724	1.0	-3.8	106,355	2.4	-0.6	1,269,696	0.9	0.8
2023		284,519,139	3.0		108,690	2.2		5,178,854	2.2	
	1	67,291,226	-1.0	-0.1	106,459	0.7	0.1	1,267,985	0.7	-0.1
	2	70,003,393	-1.2	4.0	107,617	1.0	1.1	1,278,935	0.1	0.9
	3^f	74,735,837	6.8	6.8	109,565	2.4	1.8	1,318,848	4.7	3.1
	4^P	72,488,683	7.7	-3.0	108,690	2.2	-0.8	1,313,087	3.4	-0.4

Jadual 3 (Samb.): Perangkaan Utama mengikut Subsektor
Table 3 (Cont'd.): Principal Statistics by Sub-sector

Tahun Year	Suku Tahun Quarter	Nilai Jualan Sales Value (RM'000)	YoY %	QoQ	Bilangan Pekerja Number of Persons Engaged	YoY %	QoQ	Gaji & Upah Salaries & Wages (RM'000)	YoY %	QoQ
469 Perdagangan Borong Tanpa Pengkhususan <i>Non-specialised Wholesale Trade</i>										
2012		12,049,679			16,925			398,130		
2013		12,636,443	4.9		17,191	1.6		414,431	4.1	
2014		13,340,566	5.6		17,463	1.6		447,763	8.0	
2015		14,259,770	6.9		17,805	2.0		473,517	5.8	
2016		15,043,130	5.5		18,006	1.1		499,877	5.6	
2017		15,528,307	3.2		18,902	5.0		531,365	6.3	
2018		16,362,426	5.4		19,782	4.7		562,289	5.8	
2019		16,898,436	3.3		20,276	2.5		595,206	5.9	
2020		16,761,367	-0.8		20,407	0.6		602,475	1.2	
	1	4,282,317	2.9	-1.0	20,234	1.5	-0.2	148,379	2.6	-2.6
	2	3,288,856	-20.3	-23.2	20,097	-2.2	-0.7	147,003	-0.6	-0.9
	3	4,519,344	5.4	37.4	19,988	0.4	-0.5	152,497	1.4	3.7
	4	4,670,850	8.0	3.4	20,407	0.6	2.1	154,595	1.5	1.4
2021		18,407,725	9.8		20,614	1.0		608,547	1.0	
	1	4,590,780	7.2	-1.7	20,318	0.4	-0.4	150,278	1.3	-2.8
	2	4,524,507	37.6	-1.4	20,159	0.3	-0.8	147,960	0.7	-1.5
	3	4,508,455	-0.2	-0.4	20,027	0.2	-0.7	153,181	0.4	3.5
	4	4,783,983	2.4	6.1	20,614	1.0	2.9	157,128	1.6	2.6
2022		19,579,593	6.4		21,496	4.3		630,165	3.6	
	1	4,769,590	3.9	-0.3	21,326	5.0	3.5	156,297	4.0	-0.5
	2	4,821,547	6.6	1.1	21,432	6.3	0.5	157,886	6.7	1.0
	3	4,916,388	9.0	2.0	21,518	7.4	0.4	157,495	2.8	-0.2
	4	5,072,067	6.0	3.2	21,496	4.3	-0.1	158,487	0.9	0.6
2023		20,957,289	7.0		21,859	1.7		636,099	0.9	
	1	5,075,295	6.4	0.1	21,667	1.6	0.8	157,891	1.0	-0.4
	2	5,328,356	10.5	5.0	21,947	2.4	1.3	159,479	1.0	1.0
	3^f	5,295,874	7.7	-0.6	21,837	1.5	-0.5	158,763	0.8	-0.4
	4^p	5,257,764	3.7	-0.7	21,859	1.7	0.1	159,966	0.9	0.8

Jadual 3 (Samb.): Perangkaan Utama mengikut Subsektor
Table 3 (Cont'd.): Principal Statistics by Sub-sector

Tahun Year	Suku Tahun Quarter	Nilai Jualan Sales Value (RM'000)	YoY %	QoQ	Bilangan Pekerja Number of Persons Engaged	YoY %	QoQ	Gaji & Upah Salaries & Wages (RM'000)	YoY %	QoQ
Perdagangan Runcit										
<i>Retail Trade</i>										
2012		284,304,600			935,233			17,994,228		
2013		309,475,252	8.9		950,281	1.6		19,814,846	10.1	
2014		343,677,851	11.1		968,818	2.0		20,676,816	4.4	
2015		371,499,834	8.1		992,986	2.5		21,513,978	4.0	
2016		403,816,153	8.7		1,019,398	2.7		22,323,856	3.8	
2017		450,314,038	11.5		1,045,650	2.6		23,186,404	3.9	
2018		499,993,689	11.0		1,070,528	2.4		24,042,792	3.7	
2019		537,600,200	7.5		1,091,158	1.9		24,971,142	3.9	
2020		511,008,174	-4.9		1,084,926	-0.6		24,831,749	-0.6	
	1	132,750,456	2.1	-4.2	1,089,882	1.4	-0.1	6,252,514	1.8	-0.4
	2	107,046,473	-18.9	-19.4	1,073,443	-1.4	-1.5	6,013,639	-4.0	-3.8
	3	135,346,477	-1.3	26.4	1,093,656	0.1	1.9	6,295,882	0.1	4.7
	4	135,864,767	-1.9	0.4	1,084,926	-0.6	-0.8	6,269,713	-0.2	-0.4
2021		533,563,643	4.4		1,116,560	2.9		25,161,192	1.3	
	1	134,892,673	1.6	-0.7	1,084,113	-0.5	-0.1	6,249,190	-0.1	-0.3
	2	128,234,985	19.8	-4.9	1,071,113	-0.2	-1.2	6,028,049	0.2	-3.5
	3	127,838,106	-5.5	-0.3	1,096,602	0.3	2.4	6,306,043	0.2	4.6
	4	142,597,879	5.0	11.5	1,116,560	2.9	1.8	6,577,909	4.9	4.3
2022		661,052,479	23.9		1,159,860	3.9		27,172,648	8.0	
	1	147,604,026	9.4	3.5	1,127,314	4.0	1.0	6,681,662	6.9	1.6
	2	165,731,325	29.2	12.3	1,141,745	6.6	1.3	6,783,307	12.5	1.5
	3	171,216,068	33.9	3.3	1,148,778	4.8	0.6	6,828,117	8.3	0.7
	4	176,501,059	23.8	3.1	1,159,860	3.9	1.0	6,879,562	4.6	0.8
2023		720,751,414	9.0		1,181,962	1.9		27,760,054	2.2	
	1	176,406,435	19.5	-0.1	1,158,535	2.8	-0.1	6,862,216	2.7	-0.3
	2	178,695,749	7.8	1.3	1,164,299	2.0	0.5	6,902,986	1.8	0.6
	3^f	181,293,730	5.9	1.5	1,172,440	2.1	0.7	6,963,806	2.0	0.9
	4^P	184,355,499	4.5	1.7	1,181,962	1.9	0.8	7,031,045	2.2	1.0

Jadual 3 (Samb.): Perangkaan Utama mengikut Subsektor
Table 3 (Cont'd.): Principal Statistics by Sub-sector

Tahun Year	Suku Tahun Quarter	Nilai Jualan Sales Value (RM'000)	YoY %	QoQ	Bilangan Pekerja Number of Persons Engaged	YoY %	QoQ	Gaji & Upah Salaries & Wages (RM'000)	YoY %	QoQ
471 Jualan Runcit di Kedai Bukan Pengkhususan <i>Retail Sale in Non-specialised Stores</i>										
2012		91,255,234			287,149			4,036,266		
2013		101,216,318	10.9		290,771	1.3		4,363,047	8.1	
2014		113,361,933	12.0		294,283	1.2		4,689,505	7.5	
2015		123,162,582	8.6		296,973	0.9		4,906,967	4.6	
2016		134,100,582	8.9		304,296	2.5		5,087,377	3.7	
2017		150,636,715	12.3		312,552	2.7		5,274,946	3.7	
2018		169,938,620	12.8		318,600	1.9		5,498,570	4.2	
2019		184,934,009	8.8		323,570	1.6		5,730,564	4.2	
2020		188,817,118	2.1		324,217	0.2		5,733,500	0.1	
	1	46,753,360	5.1	-1.8	327,101	1.9	1.1	1,442,271	2.2	-0.1
	2	43,485,795	-4.4	-7.0	318,427	-1.8	-2.7	1,350,298	-5.5	-6.4
	3	49,595,626	4.8	14.1	328,931	0.9	3.3	1,472,295	1.7	9.0
	4	48,982,337	2.9	-1.2	324,217	0.2	-1.4	1,468,637	1.7	-0.2
2021		193,533,920	2.5		332,446	2.5		5,920,233	3.3	
	1	48,376,614	3.5	-1.2	327,428	0.1	1.0	1,452,814	0.7	-1.1
	2	45,758,048	5.2	-5.4	319,787	0.4	-2.3	1,362,727	0.9	-6.2
	3	46,493,525	-6.3	1.6	327,191	-0.5	2.3	1,511,042	2.6	10.9
	4	52,905,733	8.0	13.8	332,446	2.5	1.6	1,593,650	8.5	5.5
2022		245,497,180	26.8		343,573	3.3		6,493,102	9.7	
	1	55,165,335	14.0	4.3	336,785	2.9	1.3	1,605,892	10.5	0.8
	2	61,127,566	33.6	10.8	337,457	5.5	0.2	1,618,764	18.8	0.8
	3	63,200,413	35.9	3.4	338,809	3.6	0.4	1,624,702	7.5	0.4
	4	66,003,866	24.8	4.4	343,573	3.3	1.4	1,643,744	3.1	1.2
2023		274,936,857	12.0		353,523	2.9		6,679,546	2.9	
	1	67,209,574	21.8	1.8	346,300	2.8	0.8	1,652,945	2.9	0.6
	2	68,694,451	12.4	2.2	349,351	3.5	0.9	1,664,432	2.8	0.7
	3^f	68,887,688	9.0	0.3	351,089	3.6	0.5	1,674,713	3.1	0.6
	4^P	70,145,144	6.3	1.8	353,523	2.9	0.7	1,687,455	2.7	0.8

Jadual 3 (Samb.): Perangkaan Utama mengikut Subsektor
Table 3 (Cont'd.): Principal Statistics by Sub-sector

Tahun Year	Suku Tahun Quarter	Nilai Jualan Sales Value (RM'000)	YoY %	QoQ	Bilangan Pekerja Number of Persons Engaged	YoY %	QoQ	Gaji & Upah Salaries & Wages (RM'000)	YoY %	QoQ
472 Jualan Runcit Makanan, Minuman dan Tembakau di Kedai Pengkhususan <i>Retail sale of Food, Beverages and Tobacco in Specialised Stores</i>										
2012		15,688,891			74,573			912,598		
2013		17,422,676	11.1		75,621	1.4		1,101,942	20.7	
2014		19,243,671	10.5		79,149	4.7		1,169,557	6.1	
2015		20,936,062	8.8		81,131	2.5		1,242,817	6.3	
2016		23,056,847	10.1		83,171	2.5		1,320,954	6.3	
2017		25,849,991	12.1		86,148	3.6		1,399,901	6.0	
2018		28,548,938	10.4		88,586	2.8		1,483,519	6.0	
2019		31,109,896	9.0		91,243	3.0		1,592,583	7.4	
2020		32,748,643	5.3		91,973	0.8		1,637,424	2.8	
	1	7,952,678	6.0	0.8	92,539	1.6	1.4	408,258	3.4	1.2
	2	7,945,235	2.2	-0.1	91,792	0.8	-0.8	402,550	1.5	-1.4
	3	8,464,138	6.6	6.5	92,599	1.3	0.9	410,871	3.3	2.1
	4	8,386,592	6.3	-0.9	91,973	0.8	-0.7	415,745	3.0	1.2
2021		34,419,020	5.1		95,530	3.9		1,683,592	2.8	
	1	8,475,402	6.6	1.1	92,816	0.3	0.9	418,185	2.4	0.6
	2	8,358,471	5.2	-1.4	92,073	0.3	-0.8	406,306	0.9	-2.8
	3	8,523,701	0.7	2.0	94,675	2.2	2.8	422,665	2.9	4.0
	4	9,061,445	8.0	6.3	95,530	3.9	0.9	436,435	5.0	3.3
2022		39,654,182	15.2		99,519	4.2		1,808,423	7.4	
	1	9,235,095	9.0	1.9	96,680	4.2	1.2	445,368	6.5	2.0
	2	9,930,906	18.8	7.5	97,261	5.6	0.6	451,026	11.0	1.3
	3	10,062,125	18.0	1.3	98,041	3.6	0.8	453,737	7.4	0.6
	4	10,426,056	15.1	3.6	99,519	4.2	1.5	458,292	5.0	1.0
2023		44,947,888	13.3		102,572	3.1		1,874,712	3.7	
	1	10,891,114	17.9	4.5	100,207	3.6	0.7	462,559	3.9	0.9
	2	11,175,362	12.5	2.6	101,203	4.1	1.0	467,163	3.6	1.0
	3^f	11,377,880	13.1	1.8	101,964	4.0	0.8	471,173	3.8	0.9
	4^P	11,503,531	10.3	1.1	102,572	3.1	0.6	473,816	3.4	0.6

Jadual 3 (Samb.): Perangkaan Utama mengikut Subsektor
Table 3 (Cont'd.): Principal Statistics by Sub-sector

Tahun Year	Suku Tahun Quarter	Nilai Jualan Sales Value (RM'000)	YoY %	QoQ	Bilangan Pekerja Number of Persons Engaged	YoY %	QoQ	Gaji & Upah Salaries & Wages (RM'000)	YoY %	QoQ
473 Jualan Runcit di Kedai Khusus yang Menjual Bahan Api Kenderaan <i>Retail sale of Automotive Fuel in Specialised Stores</i>										
2012		21,482,502			33,227			561,892		
2013		23,597,393	9.8		33,539	0.9		637,722	13.5	
2014		27,141,469	15.0		34,090	1.6		672,453	5.4	
2015		30,759,010	13.3		34,992	2.6		720,765	7.2	
2016		33,598,594	9.2		35,832	2.4		772,361	7.2	
2017		38,569,871	14.8		37,340	4.2		829,475	7.4	
2018		42,843,128	11.1		38,641	3.5		876,947	5.7	
2019		44,610,285	4.1		39,646	2.6		928,887	5.9	
2020		38,654,317	-13.4		38,853	-2.0		895,693	-3.6	
	1	10,652,584	-2.7	-6.2	39,093	1.3	-1.4	222,184	-0.5	-6.2
	2	7,373,266	-32.6	-30.8	38,802	-2.8	-0.7	218,683	-5.9	-1.6
	3	10,587,723	-6.8	43.6	39,420	-0.4	1.6	227,790	-3.5	4.2
	4	10,040,744	-11.6	-5.2	38,853	-2.0	-1.4	227,035	-4.2	-0.3
2021		40,817,223	5.6		41,676	7.3		884,923	-1.2	
	1	10,061,413	-5.5	0.2	38,233	-2.2	-1.6	213,859	-3.7	-5.8
	2	9,258,905	25.6	-8.0	37,624	-3.0	-1.6	208,572	-4.6	-2.5
	3	10,052,915	-5.1	8.6	40,774	3.4	8.4	224,551	-1.4	7.7
	4	11,443,990	14.0	13.8	41,676	7.3	2.2	237,941	4.8	6.0
2022		58,539,311	43.4		42,346	1.6		941,900	6.4	
	1	11,544,224	14.7	0.9	41,700	9.1	0.1	235,717	10.2	-0.9
	2	15,044,035	62.5	30.3	42,051	11.8	0.8	234,952	12.6	-0.3
	3	15,724,132	56.4	4.5	42,093	3.2	0.1	235,106	4.7	0.1
	4	16,226,920	41.8	3.2	42,346	1.6	0.6	236,126	-0.8	0.4
2023		66,748,486	14.0		42,716	0.9		952,186	1.1	
	1	16,499,746	42.9	1.7	42,090	0.9	-0.6	235,956	0.1	-0.1
	2	16,717,760	11.1	1.3	42,341	0.7	0.6	237,437	1.1	0.6
	3 ^f	16,759,415	6.6	0.2	42,509	1.0	0.4	238,686	1.5	0.5
	4 ^P	16,771,565	3.4	0.1	42,716	0.9	0.5	240,108	1.7	0.6

Jadual 3 (Samb.): Perangkaan Utama mengikut Subsektor
Table 3 (Cont'd.): Principal Statistics by Sub-sector

Tahun Year	Suku Tahun Quarter	Nilai Jualan Sales Value (RM'000)	YoY %	QoQ	Bilangan Pekerja Number of Persons Engaged	YoY %	QoQ	Gaji & Upah Salaries & Wages (RM'000)	YoY %	QoQ
474 Jualan Runcit di Kedai Khusus yang Menjual Peralatan Komunikasi dan Maklumat <i>Retail Sale of Information and Communication Equipment in Specialised Stores</i>										
2012		32,171,403			98,957			2,675,514		
2013		35,627,551	10.7		99,123	0.2		2,848,808	6.5	
2014		39,685,347	11.4		100,202	1.1		2,971,133	4.3	
2015		42,317,768	6.6		101,695	1.5		3,037,933	2.2	
2016		45,658,925	7.9		104,010	2.3		3,096,610	1.9	
2017		49,270,111	7.9		106,136	2.0		3,157,625	2.0	
2018		52,031,390	5.6		107,659	1.4		3,212,148	1.7	
2019		54,180,231	4.1		110,350	2.5		3,328,412	3.6	
2020		50,982,101	-5.9		110,019	-0.3		3,266,697	-1.9	
	1	13,632,317	1.0	-1.2	110,085	1.2	-0.2	833,837	2.6	-0.9
	2	10,624,673	-20.0	-22.1	108,840	-0.7	-1.1	789,295	-6.0	-5.3
	3	13,113,057	-3.6	23.4	108,745	-0.8	-0.1	814,825	-2.4	3.2
	4	13,612,054	-1.4	3.8	110,019	-0.3	1.2	828,740	-1.5	1.7
2021		54,627,699	7.2		114,884	4.4		3,344,040	2.4	
	1	14,041,792	3.0	3.2	110,195	0.1	0.2	834,364	0.1	0.7
	2	13,805,216	29.9	-1.7	110,070	1.1	-0.1	808,888	2.5	-3.1
	3	13,073,701	-0.3	-5.3	112,062	3.1	1.8	835,895	2.6	3.3
	4	13,706,990	0.7	4.8	114,884	4.4	2.5	864,894	4.4	3.5
2022		59,562,145	9.0		117,315	2.1		3,580,654	7.1	
	1	13,977,009	-0.5	2.0	115,457	4.8	0.5	881,116	5.6	1.9
	2	15,065,914	9.1	7.8	117,316	6.6	1.6	897,356	10.9	1.8
	3	15,291,014	17.0	1.5	117,786	5.1	0.4	902,446	8.0	0.6
	4	15,228,207	11.1	-0.4	117,315	2.1	-0.4	899,735	4.0	-0.3
2023		59,724,054	0.3		116,129	-1.0		3,554,446	-0.7	
	1	14,939,503	6.9	-1.9	116,257	0.7	-0.9	890,433	1.1	-1.0
	2	14,851,674	-1.4	-0.6	116,136	-1.0	-0.1	887,992	-1.0	-0.3
	3 ^f	15,068,169	-1.5	1.5	116,249	-1.3	0.1	888,807	-1.5	0.1
	4 ^P	14,864,708	-2.4	-1.4	116,129	-1.0	-0.1	887,213	-1.4	-0.2

Jadual 3 (Samb.): Perangkaan Utama mengikut Subsektor
Table 3 (Cont'd.): Principal Statistics by Sub-sector

Tahun Year	Suku Tahun Quarter	Nilai Jualan Sales Value (RM'000)	YoY %	QoQ	Bilangan Pekerja Number of Persons Engaged	YoY %	QoQ	Gaji & Upah Salaries & Wages (RM'000)	YoY %	QoQ
475 Jualan Runcit di Kedai Khusus yang Menjual Peralatan Lain Isi Rumah <i>Retail Sale of Other Household Equipment in Specialised Stores</i>										
2012		45,778,321			151,697			3,501,817		
2013		47,081,692	2.8		157,344	3.7		3,747,736	7.0	
2014		50,246,655	6.7		158,269	0.6		3,828,144	2.1	
2015		52,415,184	4.3		167,093	5.6		3,952,054	3.2	
2016		56,243,394	7.3		170,752	2.2		4,065,016	2.9	
2017		61,281,519	9.0		173,554	1.6		4,204,204	3.4	
2018		67,225,709	9.7		176,626	1.8		4,354,207	3.6	
2019		71,463,041	6.3		177,792	0.7		4,472,995	2.7	
2020		64,505,387	-9.7		176,903	-0.5		4,490,261	0.4	
	1	17,108,244	-1.4	-6.3	176,427	0.3	-0.8	1,123,549	1.4	0.9
	2	12,450,118	-29.6	-27.2	177,884	-0.9	0.8	1,122,216	-0.2	-0.1
	3	17,458,140	-4.0	40.2	180,104	0.2	1.2	1,137,870	0.9	1.4
	4	17,488,885	-4.2	0.2	176,903	-0.5	-1.8	1,106,626	-0.6	-2.7
2021		69,442,889	7.7		183,615	3.8		4,507,240	0.4	
	1	17,431,239	1.9	-0.3	175,898	-0.3	-0.6	1,117,899	-0.5	1.0
	2	17,210,816	38.2	-1.3	176,417	-0.8	0.3	1,112,379	-0.9	-0.5
	3	16,578,149	-5.0	-3.7	181,792	0.9	3.0	1,123,217	-1.3	1.0
	4	18,222,685	4.2	9.9	183,615	3.8	1.0	1,153,745	4.3	2.7
2022		81,944,261	18.0		190,314	3.6		4,874,753	8.2	
	1	18,971,850	8.8	4.1	186,010	5.7	1.3	1,194,954	6.9	3.6
	2	20,951,737	21.7	10.4	189,370	7.3	1.8	1,217,783	9.5	1.9
	3	20,981,056	26.6	0.1	190,509	4.8	0.6	1,229,168	9.4	0.9
	4	21,039,618	15.5	0.3	190,314	3.6	-0.1	1,232,849	6.9	0.3
2023		84,552,874	3.2		192,929	1.4		4,953,376	1.6	
	1	20,625,160	8.7	-2.0	190,085	2.2	-0.1	1,224,583	2.5	-0.7
	2	20,777,656	-0.8	0.7	190,250	0.5	0.1	1,234,262	1.4	0.8
	3^f	21,299,551	1.5	2.5	191,394	0.5	0.6	1,239,586	0.8	0.4
	4^P	21,850,506	3.9	2.6	192,929	1.4	0.8	1,254,945	1.8	1.2

Jadual 3 (Samb.): Perangkaan Utama mengikut Subsektor
Table 3 (Cont'd.): Principal Statistics by Sub-sector

Tahun Year	Suku Tahun Quarter	Nilai Jualan Sales Value (RM'000)	YoY %	QoQ	Bilangan Pekerja Number of Persons Engaged	YoY %	QoQ	Gaji & Upah Salaries & Wages (RM'000)	YoY %	QoQ
476 Jualan Runcit di Kedai Khusus yang Menjual Barangan Kesenian dan Rekreasi <i>Retail Sale of Cultural and Recreation Goods in Specialised Stores</i>										
2012		16,048,187			63,771			1,464,795		
2013		18,081,388	12.7		64,088	0.5		1,602,225	9.4	
2014		19,857,068	9.8		66,627	4.0		1,636,434	2.1	
2015		21,119,418	6.4		68,726	3.2		1,680,792	2.7	
2016		22,802,939	8.0		70,289	2.3		1,707,847	1.6	
2017		24,802,434	8.8		74,065	5.4		1,765,724	3.4	
2018		27,438,229	10.6		78,689	6.2		1,842,941	4.4	
2019		29,573,626	7.8		80,263	2.0		1,881,993	2.1	
2020		26,057,089	-11.9		79,861	-0.5		1,855,833	-1.4	
	1	7,234,056	-0.7	-5.5	80,340	2.2	0.1	464,149	-0.7	-1.2
	2	4,785,335	-32.8	-33.8	76,960	-2.5	-4.2	455,112	-3.4	-1.9
	3	6,757,338	-10.0	41.2	79,665	-0.1	3.5	470,839	-0.7	3.5
	4	7,280,359	-4.9	7.7	79,861	-0.5	0.2	465,732	-0.9	-1.1
2021		27,989,667	7.4		80,625	1.0		1,879,293	1.3	
	1	7,190,431	-0.6	-1.2	80,099	-0.3	0.3	463,602	-0.1	-0.5
	2	6,494,932	35.7	-9.7	77,480	0.7	-3.3	458,495	0.7	-1.1
	3	6,763,752	0.1	4.1	79,824	0.2	3.0	471,491	0.1	2.8
	4	7,540,552	3.6	11.5	80,625	1.0	1.0	485,706	4.3	3.0
2022		31,566,819	12.8		82,166	1.9		2,033,473	8.2	
	1	7,717,138	7.3	2.3	81,269	1.5	0.8	498,607	7.6	2.7
	2	7,840,644	20.7	1.6	82,167	6.0	1.1	509,980	11.2	2.3
	3	8,016,664	18.5	2.2	82,496	3.3	0.4	512,871	8.8	0.6
	4	7,992,374	6.0	-0.3	82,166	1.9	-0.4	512,014	5.4	-0.2
2023		31,611,089	0.1		82,465	0.4		2,038,069	0.2	
	1	7,675,067	-0.5	-4.0	81,168	-0.1	-1.2	503,642	1.0	-1.6
	2	7,759,010	-1.0	1.1	81,569	-0.7	0.5	506,235	-0.7	0.5
	3^f	8,037,597	0.3	3.6	82,056	-0.5	0.6	512,432	-0.1	1.2
	4^P	8,139,414	1.8	1.3	82,465	0.4	0.5	515,760	0.7	0.6

Jadual 3 (Samb.): Perangkaan Utama mengikut Subsektor
Table 3 (Cont'd.): Principal Statistics by Sub-sector

Tahun Year	Suku Tahun Quarter	Nilai Jualan Sales Value (RM'000)	YoY %	QoQ	Bilangan Pekerja Number of Persons Engaged	YoY %	QoQ	Gaji & Upah Salaries & Wages (RM'000)	YoY %	QoQ
477 Jualan Runcit di Kedai Khusus yang Menjual Barangan Lain <i>Retail Sale of Other Goods in Specialised Stores</i>										
2012		58,568,773			210,581			4,726,899		
2013		62,805,636	7.2		213,695	1.5		5,394,562	14.1	
2014		70,020,267	11.5		219,394	2.7		5,586,319	3.6	
2015		76,350,098	9.0		225,232	2.7		5,843,719	4.6	
2016		83,590,355	9.5		233,347	3.6		6,138,028	5.0	
2017		94,727,649	13.3		237,509	1.8		6,411,861	4.5	
2018		106,402,160	12.3		242,896	2.3		6,627,970	3.4	
2019		115,784,760	8.8		248,847	2.5		6,883,816	3.9	
2020		102,814,582	-11.2		243,123	-2.3		6,796,351	-1.3	
	1	27,864,239	1.3	-8.3	244,940	1.2	-1.6	1,719,856	1.9	-0.7
	2	18,827,011	-33.2	-32.4	241,303	-2.2	-1.5	1,636,818	-5.5	-4.8
	3	27,763,458	-6.5	47.5	244,340	-1.3	1.3	1,721,705	-0.6	5.2
	4	28,359,874	-6.7	2.1	243,123	-2.3	-0.5	1,717,973	-0.8	-0.2
2021		105,217,602	2.3		247,097	1.6		6,782,411	-0.2	
	1	27,616,447	-0.9	-2.6	239,552	-2.2	-1.5	1,709,194	-0.6	-0.5
	2	25,543,797	35.7	-7.5	237,618	-1.5	-0.8	1,631,348	-0.3	-4.6
	3	24,455,333	-11.9	-4.3	239,843	-1.8	0.9	1,677,624	-2.6	2.8
	4	27,602,025	-2.7	12.9	247,097	1.6	3.0	1,764,244	2.7	5.2
2022		135,104,348	28.4		263,157	6.5		7,273,299	7.2	
	1	28,919,125	4.7	4.8	248,830	3.9	0.7	1,778,966	4.1	0.8
	2	33,472,679	31.0	15.7	254,894	7.3	2.4	1,811,768	11.1	1.8
	3	35,552,725	45.4	6.2	257,708	7.4	1.1	1,828,109	9.0	0.9
	4	37,159,819	34.6	4.5	263,157	6.5	2.1	1,854,457	5.1	1.4
2023		148,500,016	9.9		269,936	2.6		7,537,866	3.6	
	1	36,165,534	25.1	-2.7	261,027	4.9	-0.8	1,849,928	4.0	-0.2
	2	36,300,938	8.4	0.4	261,999	2.8	0.4	1,863,113	2.8	0.7
	3 ^f	37,423,614	5.3	3.1	265,681	3.1	1.4	1,895,925	3.7	1.8
	4 ^P	38,609,930	3.9	3.2	269,936	2.6	1.6	1,928,900	4.0	1.7

Jadual 3 (Samb.): Perangkaan Utama mengikut Subsektor
Table 3 (Cont'd.): Principal Statistics by Sub-sector

Tahun Year	Suku Tahun Quarter	Nilai Jualan Sales Value (RM'000)	YoY %	QoQ	Bilangan Pekerja Number of Persons Engaged	YoY %	QoQ	Gaji & Upah Salaries & Wages (RM'000)	YoY %	QoQ
478 Jualan Runcit di Gerai dan Pasar <i>Retail Sale via Stalls and Markets</i>										
2012		821,338			10,826			29,406		
2013		911,930	11.0		11,296	4.3		31,567	7.3	
2014		995,474	9.2		11,603	2.7		33,560	6.3	
2015		1,091,331	9.6		11,766	1.4		35,358	5.4	
2016		1,218,587	11.7		12,073	2.6		36,811	4.1	
2017		1,344,895	10.4		12,428	2.9		38,436	4.4	
2018		1,432,153	6.5		12,731	2.4		39,427	2.6	
2019		1,553,123	8.4		13,122	3.1		40,638	3.1	
2020		1,670,034	7.5		13,437	2.4		41,548	2.2	
	1	405,194	6.8	0.3	13,108	1.8	-0.1	10,326	2.7	1.9
	2	406,620	6.0	0.4	13,092	1.4	-0.1	10,302	1.9	-0.2
	3	425,445	10.1	4.6	13,304	3.0	1.6	10,561	2.1	2.5
	4	432,775	7.2	1.7	13,437	2.4	1.0	10,359	2.2	-1.9
2021		1,806,558	8.2		13,800	2.7		42,672	2.7	
	1	437,016	7.9	1.0	13,449	2.6	0.1	10,628	2.9	2.6
	2	439,606	8.1	0.6	13,380	2.2	-0.5	10,554	2.4	-0.7
	3	451,854	6.2	2.8	13,636	2.5	1.9	10,652	0.9	0.9
	4	478,082	10.5	5.8	13,800	2.7	1.2	10,838	4.6	1.7
2022		2,140,791	18.5		14,488	5.0		45,412	6.4	
	1	478,817	9.6	0.2	13,827	2.8	0.2	10,884	2.4	0.4
	2	539,393	22.7	12.7	14,344	7.2	3.7	11,372	7.8	4.5
	3	557,555	23.4	3.4	14,402	5.6	0.4	11,532	8.3	1.4
	4	565,026	18.2	1.3	14,488	5.0	0.6	11,624	7.3	0.8
2023		2,347,147	9.6		14,676	1.3		47,061	3.6	
	1	573,890	19.9	1.6	14,503	4.9	0.1	11,674	7.3	0.4
	2	583,755	8.2	1.7	14,545	1.4	0.3	11,748	3.3	0.6
	3 ^f	591,278	6.0	1.3	14,559	1.1	0.1	11,790	2.2	0.4
	4 ^P	598,224	5.9	1.2	14,676	1.3	0.8	11,848	1.9	0.5

Jadual 3 (Samb.): Perangkaan Utama mengikut Subsektor
Table 3 (Cont'd.): Principal Statistics by Sub-sector

Tahun Year	Suku Tahun Quarter	Nilai Jualan Sales Value (RM'000)	YoY %	QoQ	Bilangan Pekerja Number of Persons Engaged	YoY %	QoQ	Gaji & Upah Salaries & Wages (RM'000)	YoY %	QoQ
479 Jualan Runcit Bukan di Kedai, Gerai atau Pasar <i>Retail Trade Not in Stores, Stalls or Markets</i>										
2012		2,489,951			4,452			85,041		
2013		2,730,667	9.7		4,804	7.9		87,237	2.6	
2014		3,125,965	14.5		5,201	8.3		89,710	2.8	
2015		3,348,381	7.1		5,376	3.4		93,575	4.3	
2016		3,545,929	5.9		5,628	4.7		98,852	5.6	
2017		3,830,852	8.0		5,918	5.2		104,231	5.4	
2018		4,133,360	7.9		6,100	3.1		107,063	2.7	
2019		4,391,229	6.2		6,325	3.7		111,254	3.9	
2020		4,758,903	8.4		6,540	3.4		114,442	2.9	
	1	1,147,783	7.3	-1.8	6,249	2.4	-1.2	28,084	3.3	-0.4
	2	1,148,419	7.8	0.1	6,343	5.2	1.5	28,366	1.7	1.0
	3	1,181,553	8.6	2.9	6,548	3.4	3.2	29,126	4.1	2.7
	4	1,281,148	9.6	8.4	6,540	3.4	-0.1	28,866	2.4	-0.9
2021		5,709,065	20.0		6,887	5.3		116,788	2.0	
	1	1,262,319	10.0	-1.5	6,443	3.1	-1.5	28,645	2.0	-0.8
	2	1,365,194	18.9	8.1	6,664	5.1	3.4	28,780	1.5	0.5
	3	1,445,174	22.3	5.9	6,805	3.9	2.1	28,906	-0.8	0.4
	4	1,636,378	27.7	13.2	6,887	5.3	1.2	30,457	5.5	5.4
2022		7,043,442	23.4		6,982	1.4		121,631	4.1	
	1	1,595,433	26.4	-2.5	6,756	4.9	-1.9	30,158	5.3	-1.0
	2	1,758,452	28.8	10.2	6,885	3.3	1.9	30,305	5.3	0.5
	3	1,830,385	26.7	4.1	6,934	1.9	0.7	30,446	5.3	0.5
	4	1,859,172	13.6	1.6	6,982	1.4	0.7	30,721	0.9	0.9
2023		7,383,004	4.8		7,016	0.5		122,793	1.0	
	1	1,826,847	14.5	-1.7	6,898	2.1	-1.2	30,495	1.1	-0.7
	2	1,835,144	4.4	0.5	6,905	0.3	0.1	30,604	1.0	0.4
	3^f	1,848,537	1.0	0.7	6,939	0.1	0.5	30,693	0.8	0.3
	4^P	1,872,476	0.7	1.3	7,016	0.5	1.1	31,001	0.9	1.0

Jadual 3 (Samb.): Perangkaan Utama mengikut Subsektor
Table 3 (Cont'd.): Principal Statistics by Sub-sector

Tahun Year	Suku Tahun Quarter	Nilai Jualan Sales Value (RM'000)	YoY %	QoQ	Bilangan Pekerja Number of Persons Engaged	YoY %	QoQ	Gaji & Upah Salaries & Wages (RM'000)	YoY %	QoQ
Kenderaan Bermotor										
<i>Motor Vehicles</i>										
2012		123,080,273			237,003			5,147,807		
2013		127,165,930	3.3		241,243	1.8		5,571,580	8.2	
2014		135,588,462	6.6		243,345	0.9		5,777,238	3.7	
2015		142,737,262	5.3		249,623	2.6		6,128,497	6.1	
2016		138,978,982	-2.6		257,993	3.4		6,374,923	4.0	
2017		142,094,264	2.2		265,826	3.0		6,658,063	4.4	
2018		146,678,598	3.2		272,112	2.4		6,806,033	2.2	
2019		150,623,525	2.7		281,285	3.4		7,027,201	3.2	
2020		135,095,619	-10.3		278,474	-1.0		7,119,959	1.3	
	1	34,165,841	-4.0	-9.3	279,532	0.7	-0.6	1,757,601	2.1	-2.9
	2	19,739,178	-48.7	-42.2	276,358	-0.9	-1.1	1,748,867	0.3	-0.5
	3	41,265,196	6.1	109.1	276,887	-0.4	0.2	1,783,849	1.8	2.0
	4	39,925,404	6.0	-3.2	278,474	-1.0	0.6	1,829,642	1.1	2.6
2021		124,104,793	-8.1		289,076	3.8		7,159,726	0.6	
	1	36,976,654	8.2	-7.4	277,995	-0.5	-0.2	1,779,401	1.2	-2.7
	2	26,354,051	33.5	-28.7	272,125	-1.5	-2.1	1,719,996	-1.7	-3.3
	3	18,647,073	-54.8	-29.2	276,202	-0.2	1.5	1,763,142	-1.2	2.5
	4	42,127,015	5.5	125.9	289,076	3.8	4.7	1,897,188	3.7	7.6
2022		183,173,007	47.6		296,131	2.4		7,964,425	11.2	
	1	41,772,342	13.0	-0.8	290,396	4.5	0.5	1,938,800	9.0	2.2
	2	45,458,405	72.5	8.8	295,061	8.4	1.6	1,993,174	15.9	2.8
	3	46,952,581	151.8	3.3	295,224	6.9	0.1	2,003,981	13.7	0.5
	4	48,989,679	16.3	4.3	296,131	2.4	0.3	2,028,469	6.9	1.2
2023		205,705,805	12.3		307,328	3.8		8,266,864	3.8	
	1	49,893,923	19.4	1.8	298,367	2.7	0.8	2,049,654	5.7	1.0
	2	48,296,818	6.2	-3.2	298,044	1.0	-0.1	2,047,856	2.7	-0.1
	3^f	52,506,653	11.8	8.7	301,163	2.0	1.0	2,079,505	3.8	1.5
	4^P	55,008,411	12.3	4.8	307,328	3.8	2.0	2,089,848	3.0	0.5

Jadual 3 (Samb.): Perangkaan Utama mengikut Subsektor
Table 3 (Cont'd.): Principal Statistics by Sub-sector

Tahun Year	Suku Tahun Quarter	Nilai Jualan Sales Value (RM'000)	YoY %	QoQ	Bilangan Pekerja Number of Persons Engaged	YoY %	QoQ	Gaji & Upah Salaries & Wages (RM'000)	YoY %	QoQ
451 Jualan Kenderaan Bermotor <i>Sale of Motor Vehicles</i>										
2012		74,851,911			51,175			1,688,453		
2013		75,401,872	0.7		51,487	0.6		1,828,317	8.3	
2014		79,843,042	5.9		52,318	1.6		1,950,591	6.7	
2015		84,701,809	6.1		53,677	2.6		2,129,193	9.2	
2016		79,466,006	-6.2		54,679	1.9		2,218,933	4.2	
2017		79,212,972	-0.3		54,929	0.5		2,276,044	2.6	
2018		80,457,337	1.6		55,661	1.3		2,282,479	0.3	
2019		81,536,758	1.3		57,275	2.9		2,334,752	2.3	
2020		74,956,532	-8.1		57,790	0.9		2,359,124	1.0	
	1	17,823,866	-6.4	-11.3	57,905	1.2	1.1	583,044	2.1	-3.5
	2	10,312,903	-51.4	-42.1	57,383	0.5	-0.9	573,557	-1.2	-1.6
	3	23,911,729	12.8	131.9	57,102	1.1	-0.5	591,678	2.2	3.2
	4	22,908,034	14.0	-4.2	57,790	0.9	1.2	610,845	1.1	3.2
2021		70,680,201	-5.7		58,368	1.0		2,359,097	0.0	
	1	20,273,581	13.7	-11.5	58,773	1.5	1.7	590,553	1.3	-3.3
	2	14,811,375	43.6	-26.9	56,924	-0.8	-3.1	562,552	-1.9	-4.7
	3	10,880,701	-54.5	-26.5	57,045	-0.1	0.2	583,567	-1.4	3.7
	4	24,714,544	7.9	127.1	58,368	1.0	2.3	622,424	1.9	6.7
2022		98,665,503	39.6		60,754	4.1		2,558,565	8.5	
	1	22,228,628	9.6	-10.1	59,219	0.8	1.5	629,855	6.7	1.2
	2	23,992,568	62.0	7.9	60,152	5.7	1.6	638,467	13.5	1.4
	3	25,424,284	133.7	6.0	60,374	5.8	0.4	639,746	9.6	0.2
	4	27,020,023	9.3	6.3	60,754	4.1	0.6	650,497	4.5	1.7
2023		109,870,301	11.4		61,826	1.8		2,566,557	0.3	
	1	26,761,250	20.4	-1.0	60,640	2.4	-0.2	648,857	3.0	-0.3
	2	24,273,718	1.2	-9.3	58,263	-3.1	-3.9	624,769	-2.1	-3.7
	3 ^f	28,159,356	10.8	16.0	60,451	0.1	3.8	643,166	0.5	2.9
	4 ^P	30,675,977	13.5	8.9	61,826	1.8	2.3	649,766	-0.1	1.0

Jadual 3 (Samb.): Perangkaan Utama mengikut Subsektor
Table 3 (Cont'd.): Principal Statistics by Sub-sector

Tahun Year	Suku Tahun Quarter	Nilai Jualan Sales Value (RM'000)	YoY %	QoQ	Bilangan Pekerja Number of Persons Engaged	YoY %	QoQ	Gaji & Upah Salaries & Wages (RM'000)	YoY %	QoQ
452 Penyelenggaraan dan Pembaikan Kenderaan Bermotor <i>Maintenance and Repair of Motor Vehicles</i>										
2012		12,994,538			73,954			1,198,341		
2013		13,812,729	6.3		74,448	0.7		1,334,663	11.4	
2014		15,044,559	8.9		74,853	0.5		1,364,018	2.2	
2015		15,824,515	5.2		76,334	2.0		1,412,953	3.6	
2016		16,220,239	2.5		80,518	5.5		1,462,986	3.5	
2017		17,323,742	6.8		84,120	4.5		1,581,224	8.1	
2018		18,404,468	6.2		87,886	4.5		1,652,684	4.5	
2019		19,321,033	5.0		92,983	5.8		1,725,840	4.4	
2020		16,569,037	-14.2		91,123	-2.0		1,756,925	1.8	
	1	4,622,560	-0.9	-4.1	92,706	0.1	-0.3	430,989	2.7	-3.6
	2	2,604,518	-46.3	-43.7	90,949	-1.6	-1.9	434,879	1.7	0.9
	3	4,795,254	-3.8	84.1	91,304	-1.3	0.4	439,302	1.9	1.0
	4	4,546,704	-5.7	-5.2	91,123	-2.0	-0.2	451,755	1.0	2.8
2021		14,214,014	-14.2		96,135	5.5		1,768,923	0.7	
	1	4,467,152	-3.4	-1.7	91,037	-1.8	-0.1	435,949	1.2	-3.5
	2	3,051,888	17.2	-31.7	89,039	-2.1	-2.2	427,193	-1.8	-2.0
	3	2,194,322	-54.2	-28.1	90,482	-0.9	1.6	432,441	-1.6	1.2
	4	4,500,652	-1.0	105.1	96,135	5.5	6.2	473,340	4.8	9.5
2022		24,233,166	70.5		98,354	2.3		2,025,235	14.5	
	1	5,674,161	27.0	26.1	96,423	5.9	0.3	489,260	12.2	3.4
	2	5,952,550	95.0	4.9	97,825	9.9	1.5	506,154	18.5	3.5
	3	6,163,367	180.9	3.5	97,913	8.2	0.1	511,088	18.2	1.0
	4	6,443,088	43.2	4.5	98,354	2.3	0.5	518,732	9.6	1.5
2023		28,745,681	18.6		104,362	6.1		2,160,208	6.7	
	1	6,786,726	19.6	5.3	99,103	2.8	0.8	526,909	7.7	1.6
	2	7,161,263	20.3	5.5	100,997	3.2	1.9	539,085	6.5	2.3
	3^f	7,364,797	19.5	2.8	101,197	3.4	0.2	543,756	6.4	0.9
	4^P	7,432,894	15.4	0.9	104,362	6.1	3.1	550,458	6.1	1.2

Jadual 3 (Samb.): Perangkaan Utama mengikut Subsektor
Table 3 (Cont'd.): Principal Statistics by Sub-sector

Tahun Year	Suku Tahun Quarter	Nilai Jualan Sales Value (RM'000)	YoY %	QoQ	Bilangan Pekerja Number of Persons Engaged	YoY %	QoQ	Gaji & Upah Salaries & Wages (RM'000)	YoY %	QoQ
453 Jualan Komponen (Termasuk Alat Ganti) dan Aksesori Kenderaan Bermotor <i>Sale of Motor Vehicle Parts and Accessories</i>										
2012		26,762,317			78,427			1,703,936		
2013		28,401,883	6.1		81,609	4.1		1,829,431	7.4	
2014		30,209,262	6.4		82,295	0.8		1,869,415	2.2	
2015		31,523,885	4.4		85,401	3.8		1,973,791	5.6	
2016		32,599,952	3.4		87,949	3.0		2,062,057	4.5	
2017		34,455,929	5.7		91,454	4.0		2,144,631	4.0	
2018		36,238,589	5.2		91,807	0.4		2,193,740	2.3	
2019		37,703,667	4.0		93,093	1.4		2,270,671	3.5	
2020		32,409,487	-14.0		91,324	-1.9		2,304,839	1.5	
	1	8,887,994	-1.2	-8.1	91,330	1.3	-1.9	572,387	2.4	-2.1
	2	5,008,782	-46.7	-43.6	91,264	-1.1	-0.1	568,968	1.3	-0.6
	3	9,313,164	-3.3	85.9	91,445	-0.8	0.2	573,566	1.5	0.8
	4	9,199,546	-4.9	-1.2	91,324	-1.9	-0.1	589,918	0.9	2.9
2021		28,250,917	-12.8		95,342	4.4		2,319,811	0.6	
	1	8,663,729	-2.5	-5.8	90,143	-1.3	-1.3	578,247	1.0	-2.0
	2	6,094,875	21.7	-29.7	89,804	-1.6	-0.4	561,490	-1.3	-2.9
	3	4,422,151	-52.5	-27.4	91,262	-0.2	1.6	567,052	-1.1	1.0
	4	9,070,163	-1.4	105.1	95,342	4.4	4.5	613,022	3.9	8.1
2022		46,373,422	64.1		98,394	3.2		2,634,685	13.6	
	1	10,793,919	24.6	19.0	95,898	6.4	0.6	635,453	9.9	3.7
	2	11,514,549	88.9	6.7	97,961	9.1	2.2	659,999	17.5	3.9
	3	11,763,681	166.0	2.2	98,051	7.4	0.1	665,311	17.3	0.8
	4	12,301,273	35.6	4.6	98,394	3.2	0.3	673,922	9.9	1.3
2023		54,387,508	17.3		103,517	5.2		2,813,570	6.8	
	1	12,900,209	19.5	4.9	99,381	3.6	1.0	685,230	7.8	1.7
	2	13,565,183	17.8	5.2	100,778	2.9	1.4	700,339	6.1	2.2
	3^f	13,927,018	18.4	2.7	101,880	3.9	1.1	712,711	7.1	1.8
	4^P	13,995,098	13.8	0.5	103,517	5.2	1.6	715,290	6.1	0.4

Jadual 3 (Samb.): Perangkaan Utama mengikut Subsektor
Table 3 (Cont'd.): Principal Statistics by Sub-sector

Tahun Year	Suku Tahun Quarter	Nilai Jualan Sales Value (RM'000)	YoY %	QoQ	Bilangan Pekerja Number of Persons Engaged	YoY %	QoQ	Gaji & Upah Salaries & Wages (RM'000)	YoY %	QoQ
454 Jualan, Penyelenggaraan dan Pembaikan Motosikal dan Komponen (termasuk alat ganti) dan Aksesori Berkaitan <i>Sale, Maintenance and Repair of Motorcycles and Related Parts and Accessories</i>										
2012		8,471,508			33,447			557,077		
2013		9,549,446	12.7		33,700	0.8		579,170	4.0	
2014		10,491,598	9.9		33,880	0.5		593,214	2.4	
2015		10,687,055	1.9		34,211	1.0		612,560	3.3	
2016		10,692,786	0.1		34,847	1.9		630,947	3.0	
2017		11,101,621	3.8		35,323	1.4		656,164	4.0	
2018		11,578,205	4.3		36,758	4.1		677,131	3.2	
2019		12,062,067	4.2		37,934	3.2		695,938	2.8	
2020		11,160,564	-7.5		38,237	0.8		699,070	0.5	
	1	2,831,420	-1.4	-8.3	37,591	0.4	-0.9	171,181	-0.2	-1.6
	2	1,812,976	-39.7	-36.0	36,762	-0.5	-2.2	171,462	-1.6	0.2
	3	3,245,049	4.8	79.0	37,036	0.6	0.7	179,303	1.7	4.6
	4	3,271,120	5.9	0.8	38,237	0.8	3.2	177,124	1.9	-1.2
2021		10,959,661	-1.8		39,231	2.6		711,896	1.8	
	1	3,572,192	26.2	9.2	38,042	1.2	-0.5	174,652	2.0	-1.4
	2	2,395,913	32.2	-32.9	36,358	-1.1	-4.4	168,760	-1.6	-3.4
	3	1,149,899	-64.6	-52.0	37,413	1.0	2.9	180,081	0.4	6.7
	4	3,841,657	17.4	234.1	39,231	2.6	4.9	188,402	6.4	4.6
2022		13,900,915	26.8		38,629	-1.5		745,940	4.8	
	1	3,075,634	-13.9	-19.9	38,856	2.1	-1.0	184,231	5.5	-2.2
	2	3,998,738	66.9	30.0	39,123	7.6	0.7	188,554	11.7	2.3
	3	3,601,248	213.2	-9.9	38,886	3.9	-0.6	187,836	4.3	-0.4
	4	3,225,295	-16.0	-10.4	38,629	-1.5	-0.7	185,319	-1.6	-1.3
2023		12,702,315	-8.6		37,623	-2.6		726,528	-2.6	
	1	3,445,738	12.0	6.8	39,243	1.0	1.6	188,658	2.4	1.8
	2	3,296,654	-17.6	-4.3	38,006	-2.9	-3.2	183,664	-2.6	-2.6
	3^f	3,055,481	-15.2	-7.3	37,635	-3.2	-1.0	179,871	-4.2	-2.1
	4^p	2,904,441	-9.9	-4.9	37,623	-2.6	-0.03	174,335	-5.9	-3.1

Jadual 3 (Samb.): Perangkaan Utama mengikut Subsektor
Table 3 (Cont'd.): Principal Statistics by Sub-sector

Tahun Year	Suku Tahun Quarter	Hasil Revenue (RM'000)	YoY %	QoQ	Bilangan Pekerja Number of Persons Engaged	YoY %	QoQ	Gaji & Upah Salaries & Wages (RM'000)	YoY %	QoQ
Maklumat dan Komunikasi <i>Information and Communication</i>										
2012		90,182,042			134,085			7,850,677		
2013		94,914,028	5.2		138,952	3.6		8,177,060	4.2	
2014		102,406,253	7.9		136,252	-1.9		8,292,544	1.4	
2015		105,156,972	2.7		131,696	-3.3		8,695,098	4.9	
2016		108,973,330	3.6		131,207	-0.4		8,501,295	-2.2	
2017		118,746,925	9.0		132,866	1.3		8,884,177	4.5	
2018		129,720,911	9.2		131,382	-1.1		9,001,601	1.3	
2019		138,828,492	7.0		134,332	2.2		9,282,767	3.1	
2020		146,100,766	5.2		133,583	-0.6		8,887,021	-4.3	
	1	35,712,749	6.5	-2.1	134,257	-1.1	-0.1	2,172,232	-0.3	-9.9
	2	36,096,109	3.7	1.1	137,086	-2.3	2.1	2,183,728	-7.0	0.5
	3	35,553,458	4.5	-1.5	139,758	0.1	1.9	2,278,388	-2.9	4.3
	4	38,738,450	6.2	9.0	133,583	-0.6	-4.4	2,252,673	-6.5	-1.1
2021		153,347,247	5.0		138,660	3.8		8,277,499	-6.9	
	1	37,660,336	5.5	-2.8	133,088	-0.9	-0.4	2,024,357	-6.8	-10.1
	2	37,749,506	4.6	0.2	133,690	-2.5	0.5	2,015,575	-7.7	-0.4
	3	37,885,046	6.6	0.4	138,540	-0.9	3.6	2,102,592	-7.7	4.3
	4	40,052,360	3.4	5.7	138,660	3.8	0.1	2,134,974	-5.2	1.5
2022		161,886,256	5.6		141,433	2.0		8,789,676	6.2	
	1	40,161,014	6.6	0.3	139,450	4.8	0.6	2,152,002	6.3	0.8
	2	40,212,495	6.5	0.1	139,977	4.7	0.4	2,154,787	6.9	0.1
	3	40,258,938	6.3	0.1	140,992	1.8	0.7	2,222,881	5.7	3.2
	4	41,253,808	3.0	2.5	141,433	2.0	0.3	2,260,007	5.9	1.7
2023		170,490,771	5.3		142,770	0.9		9,135,463	3.9	
	1	42,073,114	4.8	2.0	141,774	1.7	0.2	2,273,762	5.7	0.6
	2	42,502,656	5.7	1.0	142,084	1.5	0.2	2,275,645	5.6	0.1
	3^f	42,787,068	6.3	0.7	142,387	1.0	0.2	2,286,210	2.8	0.5
	4^P	43,127,933	4.5	0.8	142,770	0.9	0.3	2,299,846	1.8	0.6

Jadual 3 (Samb.): Perangkaan Utama mengikut Subsektor
Table 3 (Cont'd.): Principal Statistics by Sub-sector

Tahun Year	Suku Tahun Quarter	Hasil Revenue (RM'000)	YoY %	QoQ	Bilangan Pekerja Number of Persons Engaged	YoY %	QoQ	Gaji & Upah Salaries & Wages (RM'000)	YoY %	QoQ
Pengangkutan dan Penyimpanan										
<i>Transportation and Storage</i>										
2012		89,586,873			326,579			9,651,178		
2013		92,066,495	2.8		335,216	2.6		10,428,001	8.0	
2014		95,440,028	3.7		333,580	-0.5		10,522,536	0.9	
2015		98,087,501	2.8		334,014	0.1		10,750,891	2.2	
2016		102,099,888	4.1		334,533	0.2		10,868,542	1.1	
2017		108,720,930	6.5		337,199	0.8		11,174,458	2.8	
2018		115,818,849	6.5		339,821	0.8		11,504,543	3.0	
2019		123,741,434	6.8		342,724	0.9		11,838,587	2.9	
2020		91,484,298	-26.1		318,908	-6.9		9,884,909	-16.5	
	1	28,214,519	-4.4	-13.5	341,134	0.9	-0.5	2,783,147	-3.5	-10.3
	2	15,769,471	-49.3	-44.1	325,551	-4.5	-4.6	2,063,844	-29.7	-25.8
	3	24,328,117	-20.3	54.3	321,436	-4.5	-1.3	2,534,678	-13.1	22.8
	4	23,172,191	-29.0	-4.8	318,908	-6.9	-0.8	2,503,240	-19.3	-1.2
2021		92,224,073	0.8		332,415	4.2		9,662,962	-2.2	
	1	22,183,322	-21.4	-4.3	319,567	-6.3	0.2	2,412,506	-13.3	-3.6
	2	21,758,119	38.0	-1.9	317,650	-2.4	-0.6	2,352,808	14.0	-2.5
	3	21,339,913	-12.3	-1.9	313,377	-2.5	-1.3	2,335,652	-7.9	-0.7
	4	26,942,719	16.3	26.3	332,415	4.2	6.1	2,561,997	2.3	9.7
2022		128,934,650	39.8		357,382	7.5		10,954,579	13.4	
	1	29,328,704	32.2	8.9	342,545	7.2	3.0	2,661,186	10.3	3.9
	2	31,947,430	46.8	8.9	350,378	10.3	2.3	2,724,080	15.8	2.4
	3	33,146,611	55.3	3.8	353,703	12.9	0.9	2,764,187	18.3	1.5
	4	34,511,905	28.1	4.1	357,382	7.5	1.0	2,805,125	9.5	1.5
2023		149,294,364	15.8		372,490	4.2		11,630,531	6.2	
	1	35,750,414	21.9	3.6	361,175	5.4	1.1	2,847,985	7.0	1.5
	2	36,981,076	15.8	3.4	365,322	4.3	1.1	2,894,582	6.3	1.6
	3^f	37,804,379	14.1	2.2	368,709	4.2	0.9	2,924,900	5.8	1.0
	4^P	38,758,495	12.3	2.5	372,490	4.2	1.0	2,963,064	5.6	1.3

Jadual 3 (Samb.): Perangkaan Utama mengikut Subsektor
Table 3 (Cont'd.): Principal Statistics by Sub-sector

Tahun Year	Suku Tahun Quarter	Hasil Revenue (RM'000)	YoY %	QoQ	Bilangan Pekerja Number of Persons Engaged	YoY %	QoQ	Gaji & Upah Salaries & Wages (RM'000)	YoY %	QoQ
Makanan dan Minuman <i>Food and Beverages</i>										
2012		43,971,055			754,482			5,389,055		
2013		45,494,757	3.5		766,984	1.7		5,463,904	1.4	
2014		47,857,849	5.2		776,852	1.3		5,549,836	1.6	
2015		50,233,875	5.0		789,522	1.6		5,611,174	1.1	
2016		52,597,418	4.7		811,722	2.8		5,858,294	4.4	
2017		57,630,923	9.6		817,404	0.7		6,206,583	5.9	
2018		64,219,067	11.4		855,005	4.6		6,459,401	4.1	
2019		72,012,571	12.1		895,190	4.7		6,848,129	6.0	
2020		56,432,427	-21.6		821,305	-8.3		6,674,285	-2.5	
	1	17,184,210	2.4	-13.6	846,488	0.9	-5.4	1,690,654	3.5	-6.0
	2	11,742,305	-32.6	-31.7	809,725	-6.2	-4.3	1,631,716	-3.9	-3.5
	3	13,718,576	-23.5	16.8	823,776	-4.8	1.7	1,681,844	-2.1	3.1
	4	13,787,337	-30.6	0.5	821,305	-8.3	-0.3	1,670,071	-7.2	-0.7
2021		50,795,975	-10.0		813,852	-0.9		6,594,410	-1.2	
	1	12,953,472	-24.6	-6.0	819,663	-3.2	-0.2	1,661,721	-1.7	-0.5
	2	12,117,413	3.2	-6.5	808,187	-0.2	-1.4	1,626,825	-0.3	-2.1
	3	11,791,973	-14.0	-2.7	812,228	-1.4	0.5	1,646,347	-2.1	1.2
	4	13,933,117	1.1	18.2	813,852	-0.9	0.2	1,659,517	-0.6	0.8
2022		65,945,979	29.8		823,470	1.2		6,846,123	3.8	
	1	15,532,840	19.9	11.5	821,177	0.2	0.9	1,687,729	1.6	1.7
	2	16,472,406	35.9	6.0	819,042	1.3	-0.3	1,694,480	4.2	0.4
	3	16,743,965	42.0	1.6	820,680	1.0	0.2	1,716,508	4.3	1.3
	4	17,196,769	23.4	2.7	823,470	1.2	0.3	1,747,405	5.3	1.8
2023		71,004,149	7.7		833,567	1.2		7,312,993	6.8	
	1	17,333,342	11.6	0.8	827,423	0.8	0.5	1,785,848	5.8	2.2
	2	17,519,169	6.4	1.1	829,259	1.2	0.2	1,813,525	7.0	1.5
	3^f	17,939,022	7.1	2.4	832,147	1.4	0.3	1,842,726	7.4	1.6
	4^P	18,212,616	5.9	1.5	833,567	1.2	0.2	1,870,893	7.1	1.5

Jadual 3 (Samb.): Perangkaan Utama mengikut Subsektor
Table 3 (Cont'd.): Principal Statistics by Sub-sector

Tahun Year	Suku Tahun Quarter	Hasil Revenue (RM'000)	YoY %	QoQ	Bilangan Pekerja Number of Persons Engaged	YoY %	QoQ	Gaji & Upah Salaries & Wages (RM'000)	YoY %	QoQ
Professional										
<i>Professional</i>										
2012*		15,273,736			105,211			4,816,094		
2013		18,680,060	22.3		148,701	41.3		5,830,529	21.1	
2014		20,746,997	11.1		154,356	3.8		6,863,200	17.7	
2015		38,061,946	83.5		284,640	84.4		11,822,754	72.3	
2016		42,021,230	10.4		290,611	2.1		12,344,826	4.4	
2017		47,234,903	12.4		306,264	5.4		13,832,979	12.1	
2018		52,760,254	11.7		311,618	1.7		14,790,948	6.9	
2019		58,170,270	10.3		315,860	1.4		16,361,012	10.6	
2020		53,226,355	-8.5		314,230	-0.5		16,332,770	-0.2	
	1	14,889,880	6.5	-3.3	315,126	0.9	-0.2	4,027,074	2.9	-4.8
	2	11,706,125	-18.5	-21.4	310,459	0.6	-1.5	3,982,545	-1.1	-1.1
	3	13,001,040	-10.0	11.1	312,690	-1.1	0.7	4,148,130	-1.0	4.2
	4	13,629,310	-11.4	4.8	314,230	-0.5	0.5	4,175,021	-1.3	0.6
2021		51,543,848	-3.2		312,307	-0.6		16,320,929	-0.1	
	1	13,616,638	-8.6	-0.1	312,655	-0.8	-0.5	4,030,370	0.1	-3.5
	2	12,887,197	10.1	-5.4	312,216	0.6	-0.1	4,034,892	1.3	0.1
	3	11,672,924	-10.2	-9.4	310,042	-0.8	-0.7	4,015,374	-3.2	-0.5
	4	13,367,089	-1.9	14.5	312,307	-0.6	0.7	4,240,293	1.6	5.6
2022		61,832,975	20.0		314,223	0.6		17,833,462	9.3	
	1	15,087,244	10.8	12.9	311,842	-0.3	-0.1	4,384,495	8.8	3.4
	2	15,116,954	17.3	0.2	310,747	-0.5	-0.4	4,415,538	9.4	0.7
	3	15,575,156	33.4	3.0	313,239	1.0	0.8	4,491,941	11.9	1.7
	4	16,053,621	20.1	3.1	314,223	0.6	0.3	4,541,488	7.1	1.1
2023		67,789,567	9.6		314,474	0.1		18,357,678	2.9	
	1	16,466,525	9.1	2.6	314,659	0.9	0.1	4,578,999	4.4	0.8
	2	16,806,001	11.2	2.1	314,464	1.2	-0.1	4,587,636	3.9	0.2
	3^f	17,023,155	9.3	1.3	314,300	0.3	-0.1	4,591,327	2.2	0.1
	4^P	17,493,886	9.0	2.8	314,474	0.1	0.1	4,599,716	1.3	0.2

Nota: *Data tidak termasuk Servis Veterinar
*Note: *Data excluding Veterinary Services*

Jadual 3 (Samb.): Perangkaan Utama mengikut Subsektor
Table 3 (Cont'd.): Principal Statistics by Sub-sector

Tahun Year	Suku Tahun Quarter	Hasil Revenue (RM'000)	YoY %	QoQ	Bilangan Pekerja Number of Persons Engaged	YoY %	QoQ	Gaji & Upah Salaries & Wages (RM'000)	YoY %	QoQ
Kesihatan Swasta Private Health										
2012		12,515,515			85,873			2,401,250		
2013		13,588,669	8.6		90,481	5.4		2,666,546	11.0	
2014		14,739,584	8.5		95,658	5.7		2,974,338	11.5	
2015		16,046,518	8.9		98,973	3.5		3,310,090	11.3	
2016		17,217,782	7.3		99,478	0.5		3,418,149	3.3	
2017		18,292,372	6.2		102,761	3.3		3,674,688	7.5	
2018		19,585,754	7.1		105,741	2.9		3,829,563	4.2	
2019		20,879,857	6.6		108,913	3.0		4,037,372	5.4	
2020		20,151,191	-3.5		109,556	0.6		4,139,010	2.5	
	1	5,329,730	4.1	-0.5	109,403	3.0	0.4	1,048,095	5.0	0.8
	2	4,317,081	-15.8	-19.0	109,075	2.5	-0.3	1,017,700	2.3	-2.9
	3	5,206,261	-1.2	20.6	109,239	1.8	0.2	1,029,913	2.6	1.2
	4	5,298,118	-1.1	1.8	109,556	0.6	0.3	1,043,302	0.3	1.3
2021		22,136,578	9.9		110,156	0.5		4,226,540	2.1	
	1	5,260,342	-1.3	-0.7	109,052	-0.3	-0.5	1,046,171	-0.2	0.3
	2	5,436,450	25.9	3.3	109,237	0.1	0.2	1,047,635	2.9	0.1
	3	5,516,964	6.0	1.5	109,303	0.1	0.1	1,054,169	2.4	0.6
	4	5,922,821	11.8	7.4	110,156	0.5	0.8	1,078,564	3.4	2.3
2022		24,564,860	11.0		110,708	0.5		4,376,095	3.5	
	1	5,979,616	13.7	1.0	110,131	1.0	0.0	1,085,548	3.8	0.6
	2	6,060,479	11.5	1.4	110,194	0.9	0.1	1,088,302	3.9	0.3
	3	6,189,914	12.2	2.1	110,212	0.8	0.0	1,091,460	3.5	0.3
	4	6,334,850	7.0	2.3	110,708	0.5	0.5	1,110,784	3.0	1.8
2023		27,728,800	12.9		112,683	1.8		4,675,882	6.9	
	1	6,536,052	9.3	3.2	112,407	2.1	1.5	1,136,208	4.7	2.3
	2	6,749,503	11.4	3.3	112,499	2.1	0.1	1,160,520	6.6	2.1
	3^f	7,055,051	14.0	4.5	112,591	2.2	0.1	1,171,151	7.3	0.9
	4^P	7,388,193	16.6	4.7	112,683	1.8	0.1	1,208,002	8.8	3.1

Jadual 3 (Samb.): Perangkaan Utama mengikut Subsektor
Table 3 (Cont'd.): Principal Statistics by Sub-sector

Tahun Year	Suku Tahun Quarter	Hasil Revenue (RM'000)	YoY %	QoQ	Bilangan Pekerja Number of Persons Engaged	YoY %	QoQ	Gaji & Upah Salaries & Wages (RM'000)	YoY %	QoQ
Pendidikan Swasta <i>Private Education</i>										
2012		11,662,250			113,291			3,337,493		
2013		12,532,323	7.5		115,230	1.7		3,434,171	2.9	
2014		13,513,478	7.8		117,419	1.9		3,540,632	3.1	
2015		14,641,586	8.3		119,722	2.0		3,718,677	5.0	
2016		15,670,695	7.0		124,391	3.9		3,923,389	5.5	
2017		17,083,493	9.0		126,438	1.6		4,080,251	4.0	
2018		18,572,049	8.7		128,139	1.3		4,262,775	4.5	
2019		20,095,661	8.2		129,613	1.2		4,486,340	5.2	
2020		18,968,789	-5.6		129,690	0.1		4,597,512	2.5	
	1	5,290,563	6.2	5.0	129,282	1.0	-0.3	1,159,226	4.1	3.6
	2	4,177,135	-12.1	-21.0	128,771	0.8	-0.4	1,143,715	3.2	-1.3
	3	4,922,121	-7.6	17.8	129,888	0.2	0.9	1,165,769	1.7	1.9
	4	4,578,971	-9.2	-7.0	129,690	0.1	-0.2	1,128,801	0.9	-3.2
2021		18,679,892	-1.5		129,711	0.0		4,605,621	0.2	
	1	4,817,206	-8.9	5.2	129,381	0.1	-0.2	1,162,082	0.2	2.9
	2	4,575,287	9.5	-5.0	129,020	0.2	-0.3	1,148,696	0.4	-1.2
	3	4,663,757	-5.2	1.9	129,735	-0.1	0.6	1,154,026	-1.0	0.5
	4	4,623,642	1.0	-0.9	129,711	0.0	0.0	1,140,817	1.1	-1.1
2022		20,308,063	8.7		130,060	0.3		4,671,048	1.4	
	1	4,862,429	0.9	5.2	129,822	0.3	0.1	1,163,666	0.1	2.0
	2	4,919,719	7.5	1.2	129,847	0.6	0.0	1,166,238	1.5	0.2
	3	5,223,544	12.0	6.2	129,985	0.2	0.1	1,169,563	1.3	0.3
	4	5,302,371	14.7	1.5	130,060	0.3	0.1	1,171,581	2.7	0.2
2023		22,068,912	8.7		131,672	1.2		4,835,700	3.5	
	1	5,363,020	10.3	1.1	130,069	0.2	0.0	1,197,298	2.9	2.2
	2	5,382,623	9.4	0.4	130,122	0.2	0.0	1,200,985	3.0	0.3
	3^f	5,577,469	6.8	3.6	130,222	0.2	0.1	1,206,866	3.2	0.5
	4^P	5,745,800	8.4	3.0	131,672	1.2	1.1	1,230,551	5.0	2.0

Jadual 3 (Samb.): Perangkaan Utama mengikut Subsektor
Table 3 (Cont'd.): Principal Statistics by Sub-sector

Tahun Year	Suku Tahun Quarter	Hasil Revenue (RM'000)	YoY %	QoQ	Bilangan Pekerja Number of Persons Engaged	YoY %	QoQ	Gaji & Upah Salaries & Wages (RM'000)	YoY %	QoQ
Penginapan										
<i>Accommodation</i>										
2012		10,558,742			114,681			2,095,165		
2013		11,213,915	6.2		115,305	0.5		2,232,687	6.6	
2014		12,064,513	7.6		116,021	0.6		2,375,184	6.4	
2015		12,456,627	3.3		116,459	0.4		2,473,594	4.1	
2016		12,635,885	1.4		117,489	0.9		2,540,889	2.7	
2017		12,946,397	2.5		118,171	0.6		2,607,611	2.6	
2018		13,326,888	2.9		119,406	1.0		2,651,195	1.7	
2019		13,824,201	3.7		120,517	0.9		2,710,269	2.2	
2020		6,448,263	-53.4		99,699	-17.3		2,151,536	-20.6	
	1	3,181,823	-5.7	-11.6	119,368	0.2	-1.0	674,325	1.4	-4.7
	2	592,857	-82.6	-81.4	99,509	-16.5	-16.6	491,246	-26.3	-27.2
	3	1,460,550	-57.5	146.4	99,986	-16.4	0.5	496,208	-26.1	1.0
	4	1,213,032	-66.3	-16.9	99,699	-17.3	-0.3	489,757	-30.8	-1.3
2021		4,563,626	-29.2		99,419	-0.3		1,715,259	-20.3	
	1	1,142,707	-64.1	-5.8	98,956	-17.1	-0.7	467,448	-30.7	-4.6
	2	889,130	50.0	-22.2	96,145	-3.4	-2.8	414,487	-15.6	-11.3
	3	686,951	-53.0	-22.7	95,411	-4.6	-0.8	392,892	-20.8	-5.2
	4	1,844,837	52.1	168.6	99,419	-0.3	4.2	440,432	-10.1	12.1
2022		11,231,177	146.1		99,293	-0.1		2,011,796	17.3	
	1	2,130,201	86.4	15.5	98,598	-0.4	-0.8	473,024	1.2	7.4
	2	2,591,160	191.4	21.6	98,408	2.4	-0.2	479,646	15.7	1.4
	3	3,069,807	346.9	18.5	98,626	3.4	0.2	505,067	28.6	5.3
	4	3,440,010	86.5	12.1	99,293	-0.1	0.7	554,059	25.8	9.7
2023		14,567,391	29.7		101,160	1.9		2,274,885	13.1	
	1	3,477,735	63.3	1.1	99,389	0.8	0.1	557,937	18.0	0.7
	2	3,542,422	36.7	1.9	100,148	1.8	0.8	563,684	17.5	1.0
	3^f	3,691,572	20.3	4.2	101,044	2.5	0.9	571,914	13.2	1.5
	4^P	3,855,662	12.1	4.4	101,160	1.9	0.1	581,350	4.9	1.7

Jadual 3 (Samb.): Perangkaan Utama mengikut Subsektor
Table 3 (Cont'd.): Principal Statistics by Sub-sector

Tahun Year	Suku Tahun Quarter	Hasil Revenue (RM'000)	YoY %	QoQ	Bilangan Pekerja Number of Persons Engaged	YoY %	QoQ	Gaji & Upah Salaries & Wages (RM'000)	YoY %	QoQ
Kesenian, Hiburan dan Rekreasi										
<i>Arts, Entertainment and Recreation</i>										
2012		16,051,359			39,239			776,277		
2013		17,243,603	7.4		41,550	5.9		790,973	1.9	
2014		18,512,692	7.4		44,591	7.3		853,784	7.9	
2015		20,036,609	8.2		46,121	3.4		952,245	11.5	
2016		21,384,385	6.7		46,161	0.1		1,031,402	8.3	
2017		23,304,459	9.0		47,673	3.3		1,111,558	7.8	
2018		25,312,225	8.6		49,364	3.5		1,163,662	4.7	
2019		27,117,106	7.1		49,697	0.7		1,190,891	2.3	
2020		14,561,815	-46.3		43,384	-12.7		1,053,096	-11.6	
	1	6,198,064	-9.2	-12.2	47,747	-2.9	-3.9	317,902	1.0	7.5
	2	1,062,007	-83.7	-82.9	43,313	-11.1	-9.3	231,809	-20.0	-27.1
	3	3,739,199	-44.4	252.1	43,456	-9.5	0.3	260,889	-10.2	12.5
	4	3,562,545	-49.5	-4.7	43,384	-12.7	-0.2	242,497	-18.0	-7.0
2021		9,496,782	-34.8		37,059	-14.6		801,433	-23.9	
	1	2,853,379	-54.0	-19.9	40,746	-14.7	-6.1	221,137	-30.4	-8.8
	2	2,156,598	103.1	-24.4	38,130	-12.0	-6.4	199,920	-13.8	-9.6
	3	723,970	-80.6	-66.4	35,280	-18.8	-7.5	177,224	-32.1	-11.4
	4	3,762,835	5.6	419.8	37,059	-14.6	5.0	203,153	-16.2	14.6
2022		17,400,070	83.2		38,830	4.8		959,102	19.7	
	1	4,048,208	41.9	7.6	36,896	-9.4	-0.4	219,615	-0.7	8.1
	2	4,161,654	93.0	2.8	38,322	0.5	3.9	238,963	19.5	8.8
	3	4,455,843	515.5	7.1	38,621	9.5	0.8	248,091	40.0	3.8
	4	4,734,366	25.8	6.3	38,830	4.8	0.5	252,433	24.3	1.8
2023		20,491,049	17.8		39,508	1.7		1,028,256	7.2	
	1	4,792,659	18.4	1.2	38,623	4.7	-0.5	254,907	16.1	1.0
	2	4,995,674	20.0	4.2	39,370	2.7	1.9	256,358	7.3	0.6
	3^f	5,302,884	19.0	6.1	39,483	2.2	0.3	256,685	3.5	0.1
	4^P	5,399,832	14.1	1.8	39,508	1.7	0.1	260,305	3.1	1.4

Jadual 3 (Samb.): Perangkaan Utama mengikut Subsektor
Table 3 (Cont'd.): Principal Statistics by Sub-sector

Tahun Year	Suku Tahun Quarter	Hasil Revenue (RM'000)	YoY %	QoQ	Bilangan Pekerja Number of Persons Engaged	YoY %	QoQ	Gaji & Upah Salaries & Wages (RM'000)	YoY %	QoQ
Hartanah										
<i>Real Estate</i>										
2012		1,697,770			10,001			270,335		
2013		1,810,810	6.7		10,741	7.4		289,742	7.2	
2014		1,964,788	8.5		11,536	7.4		310,162	7.0	
2015		29,306,488	1,391.6		77,957	575.8		2,642,050	751.8	
2016		31,351,178	7.0		79,948	2.6		2,787,030	5.5	
2017		34,032,237	8.6		81,844	2.4		3,014,303	8.2	
2018		36,214,942	6.4		83,577	2.1		3,168,954	5.1	
2019		38,248,868	5.6		98,095	17.4		3,747,776	18.3	
2020		31,969,564	-16.4		95,081	-3.1		3,479,792	-7.2	
	1	9,390,201	0.8	-4.3	97,564	1.1	-0.5	945,286	2.2	-0.4
	2	6,611,078	-30.3	-29.6	94,510	-2.8	-3.1	839,413	-10.2	-11.2
	3	8,103,868	-15.9	22.6	95,251	-2.2	0.8	848,913	-9.6	1.1
	4	7,864,418	-19.9	-3.0	95,081	-3.1	-0.2	846,179	-10.9	-0.3
2021		28,354,914	-11.3		93,791	-1.4		3,303,155	-5.1	
	1	7,832,289	-16.6	-0.4	94,703	-2.9	-0.4	845,415	-10.6	-0.1
	2	6,732,344	1.8	-14.0	91,936	-2.7	-2.9	802,758	-4.4	-5.0
	3	6,819,957	-15.8	1.3	92,555	-2.8	0.7	816,032	-3.9	1.7
	4	6,970,325	-11.4	2.2	93,791	-1.4	1.3	838,950	-0.9	2.8
2022		38,199,682	34.7		98,269	4.8		3,694,144	11.8	
	1	9,165,100	17.0	31.5	96,713	2.1	3.1	906,038	7.2	8.0
	2	9,430,789	40.1	2.9	97,197	5.7	0.5	920,914	14.7	1.6
	3	9,580,882	40.5	1.6	97,780	5.6	0.6	927,627	13.7	0.7
	4	10,022,911	43.8	4.6	98,269	4.8	0.5	939,565	12.0	1.3
2023		41,246,312	8.0		99,646	1.4		3,814,807	3.3	
	1	9,964,822	8.7	-0.6	98,557	1.9	0.3	943,139	4.1	0.4
	2	10,017,664	6.2	0.5	98,958	1.8	0.4	950,483	3.2	0.8
	3^f	10,419,307	8.8	4.0	99,247	1.5	0.3	954,484	2.9	0.4
	4^P	10,844,520	8.2	4.1	99,646	1.4	0.4	966,701	2.9	1.3

Nota: Data bagi tahun 2012 hingga 2014 meliputi Aktiviti Ejen Hartanah sahaja.

Note: Data for the year 2012 until 2014 cover Real Estate Agents Activity only.

Jadual 3 (Samb.): Perangkaan Utama mengikut Subsektor
Table 3 (Cont'd.): Principal Statistics by Sub-sector

Tahun Year	Suku Tahun Quarter	Hasil Revenue (RM'000)	YoY %	QoQ	Bilangan Pekerja Number of Persons Engaged	YoY %	QoQ	Gaji & Upah Salaries & Wages (RM'000)	YoY %	QoQ
Perkhidmatan Persendirian dan Lain-lain Aktiviti										
<i>Personal Services and Other Activities</i>										
2012										
2013										
2014										
2015		9,260,109			113,624			1,546,344		
2016		9,760,140	5.4		116,401	2.4		1,655,195	7.0	
2017		10,348,999	6.0		119,982	3.1		1,756,118	6.1	
2018		11,245,868	8.7		125,792	4.8		1,910,307	8.8	
2019		12,170,075	8.2		132,096	5.0		2,060,755	7.9	
2020		8,652,563	-28.9		120,519	-8.8		1,839,433	-10.7	
	1	3,020,378	2.2	-4.3	128,850	1.3	-2.5	505,637	0.8	-4.3
	2	1,453,922	-51.4	-51.9	120,391	-6.3	-6.6	436,057	-14.6	-13.8
	3	2,076,151	-32.3	42.8	121,599	-6.7	1.0	453,532	-12.8	4.0
	4	2,102,112	-33.4	1.3	120,519	-8.8	-0.9	444,206	-16.0	-2.1
2021		7,211,431	-16.7		115,381	-4.3		1,663,855	-9.5	
	1	1,993,903	-34.0	-5.1	119,752	-7.1	-0.6	434,793	-14.0	-2.1
	2	1,778,488	22.3	-10.8	115,058	-4.4	-3.9	418,302	-4.1	-3.8
	3	1,633,307	-21.3	-8.2	113,580	-6.6	-1.3	403,174	-11.1	-3.6
	4	1,805,733	-14.1	10.6	115,381	-4.3	1.6	407,585	-8.2	1.1
2022		8,661,757	20.1		117,943	2.2		1,701,811	2.3	
	1	2,124,866	6.6	17.7	118,036	-1.4	2.3	425,978	-2.0	4.5
	2	2,136,852	20.1	0.6	116,561	1.3	-1.2	419,531	0.3	-1.5
	3	2,165,236	32.6	1.3	116,659	2.7	0.1	421,616	4.6	0.5
	4	2,234,803	23.8	3.2	117,943	2.2	1.1	434,686	6.6	3.1
2023		9,264,092	7.0		118,185	0.2		1,761,614	3.5	
	1	2,269,497	6.8	1.6	118,178	0.1	0.2	439,033	3.1	1.0
	2	2,299,337	7.6	1.3	117,815	1.1	-0.3	439,320	4.7	0.1
	3^f	2,325,215	7.4	1.1	117,944	1.1	0.1	440,177	4.4	0.2
	4^P	2,370,044	6.1	1.9	118,185	0.2	0.2	443,084	1.9	0.7

Jadual 3 (Samb.): Perangkaan Utama mengikut Subsektor
Table 3 (Cont'd.): Principal Statistics by Sub-sector

Tahun Year	Suku Tahun Quarter	Hasil Revenue (RM'000)	YoY %	QoQ	Bilangan Pekerja Number of Persons Engaged	YoY %	QoQ	Gaji & Upah Salaries & Wages (RM'000)	YoY %	QoQ
Pentadbiran dan Khidmat Sokongan										
<i>Administrative and Support Service</i>										
2012										
2013										
2014										
2015		26,998,229	-		173,692	-		4,185,345	-	
2016		29,199,941	8.2		182,905	5.3		4,335,369	3.6	
2017		30,744,856	5.3		194,008	6.1		4,721,811	8.9	
2018		32,632,729	6.1		209,963	8.2		5,151,546	9.1	
2019		34,982,091	7.2		210,092	0.1		5,198,802	0.9	
2020		27,741,719	-20.7		204,290	-2.8		4,788,248	-7.9	
	1	8,443,199	1.0	-7.5	196,777	-5.9	-6.3	1,304,547	1.3	-1.8
	2	6,391,577	-28.1	-24.3	186,939	-10.7	-5.0	924,924	-28.5	-29.1
	3	7,039,586	-18.2	10.1	204,495	-2.1	9.4	1,280,667	-0.6	38.5
	4	5,867,356	-35.7	-16.7	204,290	-2.8	-0.1	1,278,110	-3.8	-0.2
2021		22,592,978	-18.6		160,531	-21.4		5,004,742	4.5	
	1	5,203,240	-38.4	-11.3	203,269	3.3	-0.5	1,264,051	-3.1	-1.1
	2	6,586,619	3.1	26.6	204,959	9.6	0.8	1,265,675	36.8	0.1
	3	4,907,613	-30.3	-25.5	158,941	-22.3	-22.5	1,230,127	-3.9	-2.8
	4	5,895,505	0.5	20.1	160,531	-21.4	1.0	1,244,889	-2.6	1.2
2022		30,994,040	37.2		163,601	1.9		5,106,656	2.0	
	1	5,998,375	15.3	1.7	161,174	-20.7	0.4	1,251,114	-1.0	0.5
	2	8,084,468	22.7	34.8	162,786	-20.6	1.0	1,269,881	0.3	1.5
	3	8,323,271	69.6	3.0	162,949	2.5	0.1	1,285,120	4.5	1.2
	4	8,587,926	45.7	3.2	163,601	1.9	0.4	1,300,541	4.5	1.2
2023		36,423,156	17.5		167,968	2.7		5,357,338	4.9	
	1	8,822,635	47.1	2.7	164,582	2.1	0.6	1,317,448	5.3	1.3
	2	9,024,486	11.6	2.3	166,393	2.2	1.1	1,338,527	5.4	1.6
	3^f	9,182,616	10.3	1.8	167,614	2.9	0.7	1,348,793	5.0	0.8
	4^P	9,393,418	9.4	2.3	167,968	2.7	0.2	1,352,570	4.0	0.3

Jadual 4: Pendapatan e-Dagang mengikut Suku Tahun*Table 4: Income of e-Commerce by Quarterly*

Tahun Year	Suku Tahun Quarter	Pendapatan Income (RM juta) (RM million)	YoY %	QoQ %
2015		398,207	-	-
2017		447,833	6.0	-
2019		675,353	22.8	-
2020		896,394	32.7	-
	1	195,877	-	-
	2	216,911	-	10.7
	3	238,183	-	9.8
	4	245,423	-	3.0
2021^f		1,037,224	15.7	
	1	241,980	23.5	-1.4
	2	254,261	17.2	5.1
	3	265,128	11.3	4.3
	4	275,855	12.4	4.0
2022^f		1,099,721	6.0	
	1	264,269	9.2	-4.2
	2	273,783	7.7	3.6
	3	274,604	3.6	0.3
	4	287,064	4.1	4.5
2023		1,153,540		
	1	291,684	10.4	1.6
	2	280,507	2.5	-3.8
	3^f	289,458	5.4	3.2
	4^P	291,891	1.7	0.8



1. PENDAHULUAN

Data dalam penerbitan ini dikumpul melalui Survei Perkhidmatan Suku Tahunan dan Survei Perdagangan Borong & Runcit Bulanan yang merangkumi subsektor seperti berikut:

- Perdagangan Borong & Runcit bermula pada suku tahun pertama 2005;
- Maklumat & Komunikasi; Pengangkutan & Penyimpanan; Makanan & Minuman dan Penginapan bermula tahun 2009;
- Kesihatan Swasta dan Pendidikan Swasta bermula tahun 2010;
- Profesional bermula tahun 2011;
- Kesenian, Hiburan & Rekreasi dan Hartanah bermula tahun 2012; dan
- Pentadbiran & Khidmat Sokongan, Perkhidmatan Persendirian & Lain-lain Aktiviti, Pemaju Hartanah dan Profesional Lain bermula tahun 2019.

Walau bagaimanapun, untuk tujuan penerbitan ini, data yang dilaporkan adalah bermula tahun 2012.

2. OBJEKTIF

Penerbitan ini membentangkan maklumat jumlah hasil/ nilai jualan, bilangan pekerja dan gaji & upah dalam sektor perkhidmatan. Penyiasatan yang dijalankan ini adalah untuk:

- Menyediakan indikator jangka pendek sektor perkhidmatan;
- Menyediakan input dalam penyusunan Indeks Perkhidmatan Suku Tahunan;
- Menyediakan maklumat bagi penyusunan Keluaran Dalam Negeri Kasar Suku Tahunan; dan
- Membantu pihak kerajaan dan organisasi lain termasuk komuniti perniagaan dalam merancang dan membuat keputusan.

3. SKOP DAN LIPUTAN

Survei ini meliputi semua pertubuhan yang berdaftar dengan badan-badan kawal selia yang terlibat dalam perkhidmatan Perdagangan Borong & Runcit; Maklumat & Komunikasi; Pengangkutan & Penyimpanan; Makanan & Minuman; Profesional; Kesihatan Swasta; Pendidikan Swasta; Penginapan; Kesenian, Hiburan & Rekreasi; Hartanah; Pentadbiran & Khidmat Sokongan dan Perkhidmatan Persendirian & Lain-lain Aktiviti. Manakala, perkhidmatan Kewangan & Insurans tidak diliputi dalam penyiasatan ini.

Indikator jangka pendek bagi pendapatan e-dagang yang dipaparkan adalah untuk mengukur prestasi semasa e-dagang di Malaysia secara suku tahun. Sumber dan liputan data yang digunakan adalah daripada survei jangka pendek Jabatan Perangkaan Malaysia.

Data yang dilaporkan bagi semua subsektor bermula pada Suku Tahun Pertama 2012 kecuali bagi Subsektor Pentadbiran & Khidmat Sokongan dan Perkhidmatan Persendirian & Lain-lain Aktiviti yang bermula pada tahun 2015.

4. KONSEP DAN DEFINISI

Klasifikasi industri adalah berdasarkan kepada Piawaian Klasifikasi Industri Malaysia 2008 Ver.1.0. Klasifikasi yang diguna pakai adalah selaras dengan *International Standard Industrial Classification All Economic Activities, Revision 4, United Nations Statistics Division*.

Manakala, perdagangan borong dan runcit yang digunapakai dalam penerbitan ini berasaskan kepada saranan di dalam *Manual International Recommendations for Distributive Trade Statistics 2008 (IRDTS 2008)* yang diterbitkan oleh *United Nations Statistics Division*. Definisi tersebut adalah termasuk aktiviti berikut:

4.1 Perdagangan Borong & Runcit

4.1.1 Perdagangan Borong

Merujuk kepada penjualan semula (tanpa pengubahsuaian) barangan baru dan barang yang telah digunakan kepada peruncit, pengguna perindustrian, perdagangan, institusi atau profesional; atau kepada pemborong lain; atau menjual dagangan kepada orang atau syarikat berkenaan.

Pemborong selalunya memasang, memilih dan mengklasifikasikan barang dalam lot-lot besar; memecahkan muatan yang besar, membungkus semula dan membotol (kecuali bekas yang kedap udara) dan membahagi semula kepada lot-lot kecil; menyimpan, menyejuk, menghantar dan memasang barang dan juga turut serta dalam promosi jualan untuk pelanggan dan reka bentuk label.

4.1.2 Perdagangan Runcit

Merujuk kepada penjualan semula (jualan tanpa pengubahsuaian) barang baru dan terpakai kepada orang awam untuk kegunaan peribadi atau isi rumah.

4.1.3 Kenderaan Bermotor

Merujuk kepada jualan secara borong dan runcit kenderaan bermotor dan motosikal, sama ada baru atau terpakai, jualan alat-alat ganti dan aksesori kenderaan, penyelenggaraan dan pembaikan kenderaan bermotor dan motosikal termasuk mencuci, mengilap serta agen komisen.

4.2 Maklumat & Komunikasi

Merujuk kepada aktiviti penerbitan, penerbitan wayang gambar, video & program televisyen, rakaman bunyi & penerbitan muzik, pemrograman & penyiaran, perkhidmatan telekomunikasi, pengaturcaraan komputer, perundingan & aktiviti yang berkaitan dan perkhidmatan maklumat.

4.3 Pengangkutan & Penyimpanan

Merujuk kepada penyediaan bagi pengangkutan penumpang atau muatan, sama ada berjadual atau tidak, melalui rel, saluran paip, jalan raya, air atau udara dan aktiviti yang berhubung kait seperti kemudahan terminal dan tempat letak kenderaan, pengendalian kargo, penyimpanan dan lain-lain. Termasuk juga penyewaan kelengkapan pengangkutan dengan pemandu atau operator dan juga perkhidmatan pos dan kurier.

4.4 Makanan & Minuman

Merujuk kepada pertubuhan yang menyediakan perkhidmatan makanan dan minuman lengkap untuk penggunaan segera, sama ada di restoran tradisional, restoran layan diri atau bawa pulang, yang didirikan secara kekal atau sementara, dengan atau tanpa kemudahan tempat duduk. Hidangan yang dibekalkan untuk penggunaan segera adalah faktor yang diambil kira dan bukannya jenis kemudahan untuk menyediakan jenis hidangan tersebut.

4.5 Profesional

Merujuk kepada pertubuhan yang khusus dalam menjalankan aktiviti-aktiviti profesional, di mana ianya memerlukan tahap kepakaran dan latihan yang tinggi. Pertubuhan di sektor ini mengkhusus berasaskan kepada kepakaran serta menyediakan perkhidmatan ini kepada industri dan isi rumah. Aktiviti yang dijalankan termasuk khidmat nasihat dan perwakilan guaman; perakaunan, simpan kira-kira dan pengauditan; arkitek; kejuruteraan; juruukur; perundingan pengurusan & penyelidikan pasaran; pengiklanan; penyelidikan & pembangunan saintifik dan ujian teknikal & analisis; profesional lain dan veterinar.

4.6 Kesihatan Swasta

Merujuk kepada pertubuhan yang menyediakan perkhidmatan kesihatan swasta meliputi perkhidmatan hospital dan rumah bersalin, perkhidmatan perubatan (termasuk perkhidmatan perubatan am atau pakar), perkhidmatan pergigian dan aktiviti kesihatan kemanusiaan lain seperti pusat dialisis, makmal perubatan, perkhidmatan akupunktur, perkhidmatan ahli herba dan homeopati, perkhidmatan fisioterapi & carakerja, perkhidmatan ambulan dan perubatan alternatif lain.

4.7 Pendidikan Swasta

Merujuk kepada pertubuhan yang menyediakan perkhidmatan pendidikan swasta seperti pendidikan pra-sekolah, pendidikan menengah, pendidikan tinggi dan pendidikan lain. Proses utama pembelajaran adalah di dalam bilik darjah. Selain itu, terdapat juga proses pembelajaran di luar bilik darjah seperti melalui siaran televisyen, internet atau pusat sukan yang melibatkan peringkat tertentu.

4.8 Penginapan

Merujuk kepada penyediaan tempat penginapan berbayar jangka pendek sama ada dibuka kepada orang awam atau terhad kepada ahli sebuah pertubuhan tertentu. Ianya termasuk juga penyediaan tempat penginapan hotel (termasuk resort), hotel bajet/ motel, hotel apartmen, chalet, dan rumah rehat/ rumah tetamu/ hostel/ *bed & breakfast/ homestay*.

4.9 Kesenian, Hiburan & Rekreasi

Merujuk kepada pelbagai aktiviti bagi memenuhi minat orang awam dalam aktiviti kebudayaan, hiburan dan rekreasi meliputi persembahan secara langsung, operasi muzium, perjudian, sukan dan rekreasi.

4.10 Hartanah

Merujuk kepada pertubuhan yang menyediakan perkhidmatan hartanah yang meliputi aktiviti pemaju hartanah bagi harta milikan sendiri atau pajakan; dan aktiviti ejen hartanah atas dasar bayaran atau kontrak.

4.11 Pentadbiran & Khidmat Sokongan

Merujuk kepada aktiviti yang menyokong operasi am perniagaan meliputi aktiviti sewaan & pajakan, aktiviti pekerjaan, agensi pengembaraan, operator pelancongan & aktiviti perkhidmatan penembahan lain, aktiviti keselamatan & penyiasatan, aktiviti perkhidmatan bangunan & lanskap dan aktiviti pengurusan pejabat, sokongan pejabat & perniagaan lain.

4.12 Perkhidmatan Persendirian & Lain-lain Aktiviti

Merujuk kepada aktiviti keahlian organisasi, aktiviti organisasi keahlian perniagaan, majikan & profesional, aktiviti kesatuan buruh, aktiviti keahlian organisasi lain, pembaikan komputer & barangan persendirian dan isi rumah dan aktiviti perkhidmatan seperti basuhan dan cucian kering tekstil dan produk berbulu; dandanan rambut dan penjagaan kecantikan lain; dan pengebumian dan aktiviti perkhidmatan lain.

5. UNIT PELAPORAN

Penyiasatan ini dilaksanakan dengan menggunakan pendekatan **pertubuhan**. Pertubuhan ditakrifkan sebagai "satu unit ekonomi yang bergiat di bawah satu aktiviti, di bawah penguasaan tunggal yang sah dan beroperasi di satu lokasi fizikal". Setiap pertubuhan diberikan klasifikasi industri yang berdasarkan aktiviti utama dan bukannya mengikut syarikat induk.

6. HASIL

Hasil merujuk kepada penerimaan yang diterima atau akan diterima untuk perkhidmatan yang diberikan dan transaksi lain yang dibuat semasa suku tahun rujukan. Ia terdiri daripada hasil operasi dan hasil bukan operasi.

Pendapatan e-dagang bermaksud jumlah pendapatan yang diperolehi oleh pertubuhan daripada transaksi e-dagang.

Pendapatan untuk pertubuhan Perdagangan Borong dan Runcit merujuk kepada nilai jualan barangan dan pekhidmatan. Nilai jualan bermaksud nilai semua barang di mana hak milik atau hak mutlak untuk penggunaan telah dipindahkan kepada orang lain dengan tujuan barang itu akan dibeli akhirnya. Nilai Perkhidmatan yang diberikan dalam tempoh laporan tanpa mengambilkira masa atau cara pembayaran dibuat.

7. NILAI JUALAN

Definisi ini terpakai kepada Perdagangan Borong dan Runcit.

Nilai jualan merujuk kepada:

- (a) nilai semua **barang** di mana hak milik atau hak mutlak untuk penggunaan telah dipindahkan kepada orang lain dengan tujuan barang itu akan dibeli akhirnya; dan
- (b) nilai **perkhidmatan** yang diberikan dalam tempoh laporan tanpa mengambil kira masa dan cara pembayaran dibuat.

Nilai jualan dalam penyiasatan ini merujuk kepada **jumlah bayaran** yang dibayar oleh pelanggan-pelanggan. Ia termasuk:

- (a) harga jualan;
- (b) caj-caj pinjaman kewangan, pengiriman dan pemasangan, jika perkhidmatan ini diberikan oleh pertubuhan yang diliputi.

8. BILANGAN PEKERJA

Jumlah pekerja termasuk semua pemilik yang bekerja dan rakan niaga yang aktif, pekerja keluarga yang tidak bergaji dan pekerja yang bekerja pada tempoh gaji terakhir bagi suku tahun rujukan. Ia juga termasuk pekerja sambilan yang di dalam daftar gaji dan orang yang mogok dan bercuti jangka pendek (cuti sakit, cuti kecemasan atau cuti rehat). Mereka yang tidak dimasukkan terdiri daripada pekerja-pekerja yang bercuti berpanjangan dan pesara.

9. GAJI & UPAH YANG DIBAYAR

Gaji & upah yang dibayar merujuk kepada pembayaran tunai, termasuk bonus, komisen, bayaran lebih masa, kos sara hidup dan elaun yang dibayar kepada semua pekerja bergaji dalam tempoh suku tahun rujukan. Manakala caruman pekerja kepada Kumpulan Wang Simpanan Pekerja (KWSP) dan Pertubuhan Keselamatan Sosial (PERKESO) turut dimasukkan, manakala caruman oleh majikan **dikecualikan**. Elaun kepada pemilik yang bekerja, rakan niaga yang bekerja dan pekerja keluarga tidak bergaji juga **dikecualikan**.

10. DEFINISI TRANSAKSI E-DAGANG

Berdasarkan OECD, 2015, **transaksi e-dagang** adalah penjualan atau pembelian bagi barangan atau perkhidmatan, melalui rangkaian komputer yang telah direka untuk tujuan berkenaan. Transaksi e-dagang boleh berlaku di antara enterpris, isi rumah, individu, kerajaan dan organisasi awam atau swasta yang lain. Barangan atau perkhidmatan yang telah dipesan melalui kaedah e-dagang, namun pembayaran atau penerimaan barangan atau perkhidmatan berkenaan boleh diterima sama ada melalui *online* atau *offline*.

Transaksi e-dagang termasuk pesanan yang dibuat di laman sesawang, extranet atau *electronic data interchange* (EDI). Walau bagaimanapun, transaksi yang dibuat melalui panggilan telefon, faksimili, emel (emel yang ditaip manual) dan seumpamanya tidak dikategorikan sebagai urusniaga e-dagang.

11. KUASA PERUNDANGAN

Maklumat yang dikumpul adalah mengikut peruntukan **Akta Perangkaan 1965 (Disemak 1989)**. Seksyen 5 di bawah Akta ini menghendaki mana-mana pertubuhan yang beroperasi di Malaysia untuk memberikan maklumat sebenar atau anggaran terbaik kepada Jabatan. Mengikut Akta ini, kandungan soal selidik adalah **sulit** dan hanya angka agregat diterbitkan. Sementara itu, Seksyen 7 di bawah Akta yang sama memperuntukkan denda kepada responden yang gagal memberi kerjasama kepada penyiasatan yang dijalankan.

12. PINDAAN POLISI

- Bagi data bulanan, perubahan tertakluk kepada sumber data, semakan adalah t-1 di mana t merujuk kepada bulan semasa.
- Bagi data suku tahunan, perubahan tertakluk kepada sumber data, semakan adalah t-1 di mana t merujuk kepada suku tahun semasa.
- Bagi data tahunan, perubahan tertakluk kepada sumber data, semakan adalah t-3 di mana t merujuk kepada tahun semasa.
- Pada Suku Tahun Pertama 2023, data hasil, bilangan pekerja dan gaji & upah bagi Subsektor Hartanah dan Profesional telah dipinda bermula Suku Tahun Pertama 2015 hingga Suku Tahun Keempat 2022.

13. METODOLOGI

13.1 Populasi

Semua pertubuhan meliputi 324 industri (5 digit) berasaskan kod Piawai Klasifikasi Industri Malaysia 2008 Ver 1.0.

13.2 Rangka pensampelan

Berdasarkan populasi yang telah dikenal pasti, pertubuhan yang beroperasi seperti pada Disember 2019 disenaraikan sebagai rangka pensampelan.

13.3 Reka bentuk pensampelan

Reka bentuk pensampelan bagi penyiasatan ini adalah pensampelan rawak strata satu peringkat. Kategori industri di peringkat nasional telah diklasifikasikan sebagai strata manakala pertubuhan sebagai unit pensampelan.

Setiap strata (industri) telah dibentuk kepada empat sub strata untuk memastikan sampel yang diagihkan mengambil kira ciri-ciri ekonomi industri tersebut. Sub strata utama bersifat heterogen diliputi secara liputan penuh. Manakala, sub strata selainnya bersifat homogen, disampelkan.

Sub strata utama meliputi pertubuhan kategori besar yang mempunyai hasil yang signifikan dalam industri liputan manakala bagi sub strata kedua hingga keempat dibentuk berdasarkan Kaedah *Cumulative Square Root Frequency*. Kaedah ini membentuk sempadan bagi setiap sub strata.

13.4 Saiz sampel

Statistik utama yang digunakan untuk penganggaran saiz sampel adalah jumlah hasil. Formula yang digunakan dalam penganggaran saiz sampel bagi strata adalah seperti berikut:

$$n = \frac{(\sum N_i S_i)^2}{V + \sum N_i S_i^2}$$

di mana;

n	=	Saiz sampel
N_i	=	Saiz populasi bagi strata i
S_i^2	=	Varian bagi strata i
V	=	Varian sasaran

$$V = RSE^2 \cdot \left(\frac{\hat{Y}_i}{Z} \right)^2$$

di mana;

\hat{Y}_i	=	Jumlah nilai hasil bagi strata i
RSE	=	Ralat piawai relatif
Z	=	Nilai aras keyakinan

Sampel akan diagihkan kepada sub strata dalam industri liputan dengan menggunakan kaedah *Neyman Allocation* seperti berikut:

$$n_{hi} = \left(\frac{N_h S_h}{\sum N_h S_h} \right) n_i$$

$$h = 2, 3 \text{ dan } 4$$

$$i = 1, 2, \dots, k$$

di mana;

n_{hi}	=	Saiz sampel bagi sub strata h dalam strata i
N_h	=	Saiz populasi bagi sub strata h
S_h	=	Sisihan piawai bagi sub strata h
n_i	=	Saiz sampel bagi strata i
h	=	Sub strata
i	=	Strata

Pertubuhan kategori besar diliputi sepenuhnya, manakala pertubuhan bagi sub strata kedua hingga keempat dipilih secara rawak mengikut kaedah pensampelan bersistematik.

13.5 WAJARAN

Analisis berwajaran disediakan menggunakan wajaran bagi memastikan sampel yang dipilih dapat menggambarkan populasi penyiasatan. Wajaran yang diperlukan adalah wajaran di peringkat reka bentuk pensampelan dan wajaran tiada respons.

Wajaran reka bentuk pensampelan bagi pertubuhan pada strata adalah seperti berikut:

$$W_h = \frac{N_h}{n_h}, h = 1, \dots, 4$$

di mana,

N_h = Jumlah populasi bagi sub strata h ; dan

n_h = Jumlah sampel bagi sub strata h

Wajaran tiada respons pada sub strata h adalah seperti berikut :

$$NRW_h = \frac{1}{n'_h/n_h}, h = 1, \dots, 4$$

di mana;

n'_h = Jumlah sampel respons bagi sub strata h

n_h = Jumlah sampel bagi sub strata h

Kaedah pengiraan wajaran reka bentuk pensampelan selepas penyiasatan (*adjusted weight*) pada sub strata h seperti berikut:

$$W'_h = W_h \times NRW_h, h = 1, \dots, 4$$

di mana;

W_h = Wajaran reka bentuk pensampelan pada sub strata h

NRW_h = Wajaran tiada respons pada sub strata h

14. PEMBUNDARAN

Penjumlahan komponen mungkin berbeza dengan angka jumlah kecil atau jumlah besar disebabkan pembundaran.

1. INTRODUCTION

The data for this publication was collected through the Quarterly Survey of Services and Monthly Survey of Wholesale & Retail which comprise of the following sub-sectors:

- Wholesale & Retail Trade from the 2005;
- Information & Communication; Transportation & Storage; Food & Beverages and Accommodation from 2009;
- Private Education and Private Health from 2010;
- Professional from 2011;
- Arts, Entertainment & Recreation and Real Estate Agent from 2012; and
- Administrative & Support Services; Personal Services & Other Activities; Real Estate Developer and Other Professionals starting in 2019.

However, for this publication, the data presented commenced from 2012.

2. OBJECTIVES

This publication presents information on revenue/ sales value, number of persons engaged and salaries & wages in Services sector. The main objectives of this survey are to:

- Provide short term indicators of Services sector;
- Provide input towards the compilation of Quarterly Index of Services;
- Provide information for the compilation of Quarterly Gross Domestic Product; and
- Assist the government and other organisation as well as business community in planning and decision making.

3. SCOPE AND COVERAGE

The surveys cover all registered establishments of the relevant regulatory bodies engaged in the Wholesale & Retail Trade; Information & Communication; Transportation & Storage; Food & Beverages; Professional; Private Health; Private Education; Accommodation; Arts, Entertainment & Recreation; and Real Estate Agent Services; Administrative & Support Services; and Other Services subsectors. Meanwhile, Finance & Insurance Services is not covered in this survey.

Short term indicator for e-commerce income is to measure the current performance of e-commerce in Malaysia on quarterly basis. The source of data is from DOSM's short-term surveys.

Data reported for all subsectors starting from the First Quarter 2012 except for the Administrative & Support Service and Personal Services & Other Activities subsectors which started from the First Quarter 2015.

4. CONCEPTS AND DEFINITIONS

The classification of the industry is based on the Malaysia Standard Industrial Classification 2008 Ver. 1.0. The classification conforms to the International Standard Industrial Classification of All Economic Activities, Revision 4, United Nations Statistics Division. Meanwhile, the concepts of wholesale and retail trade adopted in this publication is based on recommendation in the Manual of International Recommendations for Distributive Trade Statistics 2008 (IRDTS 2008) published by the United Nations Statistics Division. The definition of industries are as follows:

4.1 Wholesale & Retail Trade

4.1.1 Wholesale Trade

Refers to the resale (sale without transformation) of new and used goods to retailers; industrial, commercial, institutional or professional users; or to other wholesalers; or selling merchandise to, such persons or companies.

Wholesalers frequently physically assemble, sort and grade goods in large lots; break bulk, repack and bottle (except in air-tight containers) and redistribute in smaller lots; store, refrigerate, deliver and install goods as well as engage in sales promotion for customers and label design.

4.1.2 Retail Trade

Refers to the resale (sale without transformation) of new and used goods to the general public for personal or household consumption or utilisation

4.1.3 Motor Vehicles

Refers to wholesale and retail sale of motor vehicles and motorcycles, either new or used, sale of motor vehicle parts and accessories, maintenance and repair of motor vehicles and motorcycles including washing, polishing as well as commission agents.

4.2 Information & Communication

Refers to activities publishing, motion picture, video & television programme production, sound recording & music publishing, programming & broadcasting, telecommunications services, computer programming, consultancy & related activities and information services.

4.3 Transportation & Storage

Refers to provision of passengers or freight transport, whether scheduled or not, by rail, pipeline, road, water or air and associated activities such as terminal and parking facilities, cargo handling, storage and etc. Renting of transport equipment with driver or operator and postal and courier services are also included.

4.4 Food & Beverages

Refers to establishments that includes food and beverage serving activities providing complete meals or drinks fit for immediate consumption, whether in traditional restaurants, self-service or take-away restaurants, whether as permanent or temporary stands with or without seating. Determinant is the fact that meals fit for immediate consumption are offered, not the kind of facility providing them.

4.5 Professional

Refers to establishments specialised in professional activities which require expertise and training. The establishments in this sub-sector services to industries and household. The activities include advisory and legal representation; accounting, bookkeeping and auditing; architectural; engineering; surveying; management consultancy services & market research; advertising; scientific research & development and technical testing & analysis; other professional and veterinary.

4.6 Private Health

Refers to establishments that provide private health services including private hospital and maternity home services, medical services (including general and specialised medical), dental services and other human health activities such as dialysis centres, medical laboratories, acupuncture services, herbalist and homeopathy services, physiotherapy & occupational therapy services, ambulance services and other alternative medical.

4.7 Private Education

Refers to establishments that provide private education services such as pre-primary education, secondary education and higher education, higher education, and other education. The main process of learning is in the classroom. Moreover, there is also a learning process outside the classroom such as through television, internet or sport centres involving for certain level.

4.8 Accommodation

Refers to the provision of short-term paid accommodation whether open to the public or restricted to members of a particular organisation. It includes hotels (including resorts), budget hotels/ motels, service apartments, chalets and rest houses/ guest houses/ hostels/ bed & breakfast/ homestay.

4.9 Arts, Entertainment & Recreation

Refers to a wide range of activities to meet various cultural, entertainment and recreational interests of the general public, including live performances, operation of museum sites, gambling, sport and recreation activities.

4.10 Real Estate

Refers to establishments that provide real estate services which cover the activities of real estate developers with own or leased property; and real estate agent activities on a fee or contract basis.

4.11 Administrative & Support Services

Refers to a variety of activities that support general business operations including rental and leasing activities, employment activities, travel agency, tour operator and other reservation service activities, security and investigation activities, services to building and landscape activities and office administrative, office support and other business support activities.

4.12 Personal Services & Other Activities

Refers to personal services & other activities include activities of membership organisations such as activities of business, employers and professional membership organisations; activities of trade unions; and activities of others membership organisations; repair of computers & personal and household goods; and other personal service activities such as washing and dry-cleaning of textiles and fur products; hairdressing and other beauty treatment; funeral; and other service activities

5. REPORTING UNIT

The reporting unit is an **establishment**. An establishment is defined as “an economic unit that engaged in one activity, under a single legal entity and operating in a single physical location”. Each establishment was assigned an industry classification based on its principal activity and not by its parent company.

6. REVENUE

Revenue refers to the amount received and receivable for services rendered and other transactions made during the reference quarter. It comprised both operating and non-operating revenue.

E-commerce income means the total income of establishments with e-commerce transactions.

Income for Wholesale and Retail Trade establishments refers to the value of sales of goods and services. Sales value means the value of all items for which ownership or effective right to use with a view to ultimate purchase, has been transferred to others; and value added is the increment to the value of commodities and services contributed by the establishment. This value is derived as the difference between the value of gross output and intermediate input.

7. SALES VALUE

This definition is an applicable to Wholesale and Retail Trade.

Sales value refer to:

- (a) the value of all **goods**, for which ownership or effective right to use with a view to ultimate purchase, has been transferred to others; and
- (b) the value of **services** rendered during the inquiry period, irrespective of time or method of payment.

The sales value in this survey refers to the **total sum paid** by the customers. It includes:

- (a) sales price;
- (b) financing, delivery and installation charges, if these services are rendered by the establishment enumerated.

8. NUMBER OF PERSONS ENGAGED

The total number of persons engaged includes all working proprietors and active business partners, unpaid family workers and employees who worked during the last pay period of the reference quarter. It also includes part-time workers in the payroll and persons on strike and short-term leave (sick leave, emergency leave or vacation). Not included are workers on indefinite leave as well as pensioners.

9. SALARIES & WAGES PAID

Salaries & wages paid refers to cash payments, including bonuses, commissions, overtime pay, cost of living allowances and other allowances made to all employees during the reference quarter. The employees' contributions to Employees' Provident Fund (EPF) and Social Security Organisation (SOCSO) are included, while the employer's contributions are **excluded**. Allowances to working proprietors, working partners and unpaid family workers are also **excluded**.

10. DEFINITION OF E-COMMERCE

Based on Organisation for Economic Co-operation and Development (OECD), 2015, **e-commerce transaction** is defined as sale or purchase of goods or services, through a network of computers that have been designed for this purpose. E-commerce transactions can occur between enterprises, households, individuals, governments and public or private organisation to another.

Goods or services that have been ordered through e-commerce methods, but the payment or receipt of goods or services can be received either through online or offline. E-commerce transaction, includes orders placed on websites, extranet or Electronic Data Interchange (EDI). However, the transactions made by telephone, fax, email (mail that is typed manually) and the similar transactions are not categorised as e-commerce transactions.

11. CONFIDENTIALITY REQUIREMENTS

The information is gathered under the provisions of the **Statistics Act 1965 (Revised 1989)**. Section 5 of this Act requires all establishments services operating in Malaysia to provide actual information or best estimates to the Department. The Act stipulates that the content of individual returns are **confidential** and only aggregated figures are published. Meanwhile, Section 7 under the same Act provides the penalty to the respondents that could not comply with the surveys undertaken.

12. REVISION POLICY

- For monthly data, subject to changes in data source, revision is t-1 where t refers to current month.
- For quarterly data, subject to changes in data source, revision is t-1 where t refers to current quarter.
- For annual data, subject to changes in data source, revision is t-3 where t refers to current year.
- In the First Quarter 2023, revenue, number of persons engaged and salaries & wages data of the Real Estate and Professional Subsectors have been revised from the First Quarter 2015 to the Fourth Quarter 2022.

13. METHODOLOGY

13.1 Population

All establishments encompass of 324 industries (5 digits) based on Malaysia Standard Industrial Classification 2008 Ver 1.0.

13.2 Sampling Frame

From the identified population, establishments that are still operating as at December 2017 were listed as sampling frame.

13.3 Sampling Design

Sampling design of the survey is a one-stage stratified random sampling. Industries at national level have been classified as stratum and the establishment as the sampling unit.

Each stratum (industry) has been set up into four sub stratum to ensure the sample is distributed taking into account the economy characteristics of the industry. The main sub stratum is heterogeneous, was fully covered while other sub stratum that is homogeneous were sampled.

Main sub stratum comprise large establishments that have significant total revenue in the industry while for the second to fourth sub stratum were formed based on Cumulative Frequency Square Root Method. This method forms the boundaries, for each sub stratum.

13.4 Sample size

The main statistics used to estimate the sample size is the total revenue. The formula used in the estimation of the sample size for a stratum is as follows:

$$n = \frac{(\sum N_i S_i)^2}{V + \sum N_i S_i^2}$$

where;

- n = Sample size
- N_i = Population size for stratum i
- S_i^2 = Variance for stratum i
- V = Desired variance

$$V = RSE^2 \cdot \left(\frac{\hat{Y}_i}{Z} \right)^2$$

where;

- \hat{Y}_i = Estimated total revenue for stratum i
- RSE = Relative standard error
- Z = Value of confidence level

Sample is distributed to sub stratum of the industry using Neyman Allocation Method as follows:

$$n_{hi} = \left(\frac{N_h S_h}{\sum N_h S_h} \right) n_i$$

$$h = 2, 3 \text{ and } 4$$

$$i = 1, 2, \dots, k$$

where;

- n_{hi} = Sample size for substratum h of stratum i
- N_h = Population size for substratum h
- S_h = Standard deviation for substratum h
- n_j = Sample size for stratum i
- h = Substratum
- i = Stratum

Establishments of the large categories were fully covered while establishments of the second to fourth sub stratum were randomly selected using systematic random sampling.

13.5 Weight

Weighted analysis is carried out using sampling weight to ensure that the selected sample reflect population survey. The weights required are the sampling design weight and non-response weight.

The sampling design weight for the establishment at stratum h is as follows:

$$W_h = \frac{N_h}{n_h}$$

where,

- N_h = Total population of sub stratum h ; and
- n_h = Total sample of sub stratum h

Weight for non response at sub stratum h as below:

$$NRW_h = \frac{1}{n'_h/n_h}, \quad h = 1, \dots, 4$$

where;

n'_h = Number of response sampel for substratum h ; and

n_h = Number of sampel for substratum h

The method of calculating the sampling design weight after the survey (adjusted weight) on sub stratum h as below:

$$W'_h = W_h \times NRW_h, \quad h = 1, \dots, 4$$

where,

W_h = Sampling design weight at substratum h

NRW_h = Non response weight at substratum h

14. ROUNDING

The sum of component figures may not tally with the sub total or total figures due to rounding.

**Piawaian Klasifikasi Industri Malaysia 2008 Ver. 1.0/
Malaysia Standard Industrial Classification 2008 Ver. 1.0**

PERDAGANGAN BORONG DAN RUNCIT <i>WHOLESALE AND RETAIL TRADE</i>			
Perdagangan Borong <i>Wholesale Trade</i>			
BAHAGIAN <i>DIVISION</i>	KUMPULAN <i>GROUP</i>	PERKARA <i>ITEM</i>	KETERANGAN <i>DESCRIPTION</i>
46	461		Jual borong berdasarkan kontrak atau yuran <i>Wholesale on a fee or contract basis</i>
		46100	Jualan borong berdasarkan kontrak atau yuran <i>Wholesale on a fee or contract basis</i>
	462		Jual borong bahan mentah pertanian dan haiwan hidup <i>Wholesale of agricultural raw materials and live animals</i>
		46201	Jualan borong getah <i>Wholesale of rubber</i>
		46202	Jualan borong minyak kelapa sawit <i>Wholesale of palm oil</i>
		46203	Jualan borong kayu balak dan kayu kayan <i>Wholesale of lumber and timber</i>
		46204	Jualan borong bunga-bunga dan tumbuh-tumbuhan <i>Wholesale of flowers and plants</i>
		46205	Jualan borong ternakan <i>Wholesale of livestock</i>
		46209	Jualan borong bahan mentah pertanian dan haiwan hidup t.t.t.l <i>Wholesale of agricultural raw material and live animals n.e.c</i>
	463		Jual borong makanan, minuman dan tembakau <i>Wholesale of food, beverages and tobacco</i>
		46311	Jualan borong daging, unggas dan telur <i>Wholesale of meat, poultry and eggs</i>
		46312	Jualan borong ikan dan lain-lain makanan laut <i>Wholesale of fish and other seafood</i>
		46313	Jualan borong buah-buahan <i>Wholesale of fruits</i>
		46314	Jualan borong sayur-sayuran <i>Wholesale of vegetables</i>
		46319	Jualan borong daging, ikan, buah-buahan dan sayur-sayuran t.t.t.l <i>Wholesale of meat, fish, fruits and vegetables n.e.c</i>
		46321	Jualan borong beras, bijirin lain, tepung dan gula <i>Wholesale of rice, other grains, flour and sugars</i>
		46322	Jualan borong hasil tenusu <i>Wholesale of dairy products</i>
		46323	Jualan borong konfeksi <i>Wholesale of confectionary</i>
		46324	Jualan borong biskut, kek, roti dan produk bakeri lain <i>Wholesale of biscuits, cakes, breads and other bakery products</i>
		46325	Jualan borong kopi, teh dan minuman lain <i>Wholesale of coffee, tea, cocoa and other beverages</i>
		46326	Jualan borong bir, wain dan spirit <i>Wholesale of beer, wine and spirits</i>
		46327	Jualan borong tembakau, cerut, rokok <i>Wholesale of tobacco, cigar, cigarettes</i>
		46329	Jualan borong bahan makanan lain <i>Wholesale of other foodstuffs</i>

PERDAGANGAN BORONG DAN RUNCIT
WHOLESALE AND RETAIL TRADE

Perdagangan Borong
Wholesale Trade

BAHAGIAN DIVISION	KUMPULAN GROUP	PERKARA ITEM	KETERANGAN DESCRIPTION
	464		Jual borong barangan isi rumah <i>Wholesale of household goods</i>
		46411	Jualan borong benang dan fabrik <i>Wholesale of yarn and fabrics</i>
		46412	Jualan borong linen, tuala dan selimut isi rumah <i>Wholesale of household linen, towels, blankets</i>
		46413	Jualan borong pakaian <i>Wholesale of clothing</i>
		46414	Jualan borong aksesori pakaian <i>Wholesale of clothing accessories</i>
		46415	Jualan borong pakaian daripada bulu binatang <i>Wholesale of fur articles</i>
		46416	Jualan borong kasut <i>Wholesale of footwear</i>
		46417	Jualan borong bahan jahitan <i>Wholesale of haberdashery</i>
		46419	Jualan borong tekstil, pakaian, t.t.t.l <i>Wholesale of textiles, clothing n.e.c</i>
		46421	Jualan borong barangan farmaseutikal dan perubatan <i>Wholesale of pharmaceutical and medical goods</i>
		46422	Jualan borong pewangi, kosmetik, sabun dan kelengkapan dandanan diri <i>Wholesale of perfumeries, cosmetics, soap and toiletries</i>
		46431	Jualan borong basikal dan komponen (termasuk alat ganti) dan aksesori <i>Wholesale of bicycles and their parts and accessories</i>
		46432	Jualan borong barangan fotografi dan optic <i>Wholesale of photographic and optical goods</i>
		46433	Jualan borong barangan kulit dan aksesori kembara <i>Wholesale of leather goods and travel accessories</i>
		46434	Jualan borong peralatan muzik, permainan dan barang mainan, barangan sukan <i>Wholesale of musical instruments, games and toys, sports goods</i>
		46441	Jualan borong kraftangan dan bunga tiruan <i>Wholesale of handicrafts and artificial flowers</i>
		46442	Jualan borong bunga keratan dan tumbuhan <i>Wholesale of cut flowers and plants</i>
		46443	Jualan borong jam tangan dan jam dinding <i>Wholesale of watches and clocks</i>
		46444	Jualan borong barang kemas <i>Wholesale of jewellery</i>
		46491	Jualan borong perabot isi rumah <i>Wholesale of household furniture</i>
		46492	Jualan borong perkakas isi rumah <i>Wholesale of household appliances</i>
		46493	Jualan borong peralatan lampu <i>Wholesale of lighting equipment</i>
		46494	Jualan borong perkakas dapur dan kutleri, pinggan mangkuk, barangan kaca dan barangan tembikar <i>Wholesale of household utensils and cutlery, crockery, glassware, chinaware and pottery</i>

PERDAGANGAN BORONG DAN RUNCIT
WHOLESALE AND RETAIL TRADE

Perdagangan Borong
Wholesale Trade

BAHAGIAN DIVISION	KUMPULAN GROUP	PERKARA ITEM	KETERANGAN DESCRIPTION
		46495	Jualan borong barangan kayu, anyaman rotan dan barangan gabus <i>Wholesale of woodenware, wickerwork and corkware</i>
		46496	Jualan borong barangan elektrik dan elektronik <i>Wholesale of electrical and electronic goods</i>
		46497	Jualan borong alat tulis, buku, majalah dan surat khabar <i>Wholesale of stationery, books, magazines and newspaper</i>
		46499	Jualan borong lain-lain barangan isi rumah t.t.t.l <i>Wholesale of other household goods n.e.c</i>
	465		Jual borong jentera, peralatan dan bekalan <i>Wholesale of machinery, equipment and supplies</i>
		46510	Jualan borong perkakasan komputer, perisian dan peranti <i>Wholesale of computer hardware, software and peripherals</i>
		46521	Jualan borong kelengkapan telefon dan telekomunikasi, telefon selular, alat kelui <i>Wholesale of telephone and telecommunications equipment, cell phones, pagers</i>
		46522	Jualan borong komponen elektronik dan aksesori pendawaian <i>Wholesale of electronic components and wiring accessories</i>
		46531	Jualan borong jentera, kelengkapan dan bekalan pertanian <i>Wholesale of agricultural machinery, equipment and supplies</i>
		46532	Jualan borong jentera pemotong rumput sebarang cara operasi <i>Wholesale of lawn movers however operated</i>
		46591	Jualan borong mesin pejabat dan kelengkapan perniagaan, kecuali komputer dan kelengkapan peranti komputer (peripheral) <i>Wholesale of office machinery and business equipment, except computers and computer peripheral equipment</i>
		46592	Jualan borong perabot pejabat <i>Wholesale of office furniture</i>
		46593	Jualan borong peralatan mesin ber kawalan komputer <i>Wholesale of computer-controlled machines tools</i>
		46594	Jualan borong jentera, kelengkapan dan bekalan perindustrian <i>Wholesale of industrial machinery, equipment and supplies</i>
		46595	Jualan borong jentera dan kelengkapan pembinaan dan kejuruteraan awam <i>Wholesale of construction and civil engineering machinery and equipment</i>
		46596	Jualan borong lif, eskalator, penghawa dingin, kelengkapan keselamatan dan pemadam api <i>Wholesale of lift escalators, air-conditioning, security and fire fighting equipment</i>
		46599	Jualan borong lain-lain jentera untuk kegunaan industri, perdagangan dan pengemudian dan lain-lain perkhidmatan t.t.t.l <i>Wholesale of other machinery for use in industry, trade and navigation and other services n.e.c</i>

PERDAGANGAN BORONG DAN RUNCIT
WHOLESALE AND RETAIL TRADE

Perdagangan Borong
Wholesale Trade

BAHAGIAN DIVISION	KUMPULAN GROUP	PERKARA ITEM	KETERANGAN DESCRIPTION
	466		Lain-lain pengkhususan jualan borong <i>Other specialised wholesale</i>
		46611	Jualan borong petrol, diesel, pelincir <i>Wholesale of petrol, diesel, lubricants</i>
		46612	Jualan borong gas petroleum cecair <i>Wholesale of liquefied petroleum gas</i>
		46619	Jualan borong bahan api pepejal, cecair dan gas dan produk berkaitan t.t.t.l <i>Wholesale of other solid, liquid and gaseous fuels and related products n.e.c</i>
		46621	Jualan borong bijih besi dan bukan besi dan logam <i>Wholesale of ferrous and non-ferrous metal ores and metals</i>
		46622	Jualan borong bijih besi dan bukan besi dan logam separuh siap dan produk t.t.t.l <i>Wholesale of ferrous and non-ferrous semi-finished metal ores and products n.e.c</i>
		46631	Jualan borong kayu balak, kayu bergergaji, papan lapis, venier dan produk berkaitan <i>Wholesale of logs, sawn timber, plywood, veneer and related products</i>
		46632	Jualan borong cat dan varnish <i>Wholesale of paints and varnish</i>
		46633	Jualan borong bahan pembinaan <i>Wholesale of construction materials</i>
		46634	Jualan borong kelengkapan dan lekapan <i>Wholesale of fittings and fixtures</i>
		46635	Jualan borong pemanas air <i>Wholesale of hot water heaters</i>
		46636	Jualan borong pemasangan dan peralatan kebersihan <i>Wholesale of sanitary installation and equipment</i>
		46637	Jualan borong alatan <i>Wholesale of tools</i>
		46639	Jualan borong dan bekalan lain-lain bahan binaan, hardwer, peralatan paip dan alat pemanas t.t.t.l <i>Wholesale of other construction materials, hardware, plumbing and heating equipment and supplies n.e.c</i>
		46691	Jualan borong bahan kimia industry <i>Wholesale of industrial chemicals</i>
		46692	Jualan borong baja dan produk agrokimia <i>Wholesale of fertilizers and agrochemical products</i>
		46693	Jualan borong bahan plastik dalam bentuk asal <i>Wholesale of plastic materials in primary forms</i>
		46694	Jualan borong sekerap getah <i>Wholesale of rubber scrap</i>
		46695	Jualan borong gentian tekstil <i>Wholesale of textile fibres</i>
		46696	Jual borong kertas secara pukal, bahan pembungkusan <i>Wholesale of paper in bulk, packaging materials</i>
		46697	Jual borong batu permata berharga <i>Wholesale of precious stones</i>

PERDAGANGAN BORONG DAN RUNCIT
WHOLESALE AND RETAIL TRADE

Perdagangan Borong
Wholesale Trade

BAHAGIAN DIVISION	KUMPULAN GROUP	PERKARA ITEM	KETERANGAN DESCRIPTION
		46698	Jual borong bahan buangan dan sekerap dan bahan lain sama adda logam dan bukan logam untuk kitar semula <i>Wholesale of metal and non-metal waste and scrap and materials for recycling</i>
		46699	Melerau bahagian kenderaan, komputer, televisyen dan peralatan lain untuk mendapatkan bahagian yang boleh digunakan dan jual semula <i>Wholesale of metal and non-metal waste and scrap and materials for recycling</i>
	469		Perdagangan borong tanpa pengkhususan <i>Non-specialised wholesale trade</i>
		46901	Jualan borong ikan akuarium, burung dan haiwan peliharaan <i>Wholesale of aquarium fishes, pet birds and animals</i>
		46902	Jualan borong makanan haiwan/ haiwan peliharaan <i>Wholesale of animal/ pet food</i>
		46909	Jualan borong pelbagai jenis barang tanpa pengkhususan tertentu t.t.t.l <i>Wholesale of variety of goods without any particular specialisation n.e.c</i>

PERDAGANGAN BORONG DAN RUNCIT
WHOLESALE AND RETAIL TRADE

Perdagangan Runcit
Retail Trade

BAHAGIAN DIVISION	KUMPULAN GROUP	PERKARA ITEM	KETERANGAN DESCRIPTION
47	471		Jualan runcit di kedai bukan pengkhususan <i>Retail sale in non-specialised stores</i>
		47111	Kedai runcit <i>Provision stores</i>
		47112	Pasar raya <i>Supermarket</i>
		47113	Pasar mini <i>Mini market</i>
		47114	Kedai 'convenience' <i>Convenience stores</i>
		47191	Gedung serbaneka <i>Department stores</i>
		47192	Gedung serbaneka dan pasar raya <i>Department stores and supermarket</i>
		47193	Pasar raya besar (Hypermarket) <i>Hypermarket</i>
		47194	Agen surat khabar dan kedai pelbagai barangan <i>News agent and miscellaneous goods store</i>
		47199	Jualan runcit lain di kedai tanpa pengkhususan t.t.t.l <i>Other retail sale in non-specialised stores n.e.c</i>
	472		Jualan runcit makanan, minuman dan tembakau di kedai pengkhususan <i>Retail sale of food, beverages and tobacco in specialised stores</i>
		47211	Jualan runcit beras, tepung, bijirin lain dan gula <i>Retail sale of rice, flour, other grains and sugars</i>
		47212	Jualan runcit sayur-sayuran dan buah-buahan segar atau diawet <i>Retail sale of fresh or preserved vegetables and fruits</i>
		47213	Jualan runcit produk tenusu dan telur <i>Retail sale of dairy products and eggs</i>
		47214	Jualan runcit daging dan produk daging (unggas) <i>Retail sale of meat and meat products (including poultry)</i>
		47215	Jualan runcit ikan dan makanan laut lain dan lain-lain produk yang berkaitan <i>Retail sale of fish, other seafood and products thereof</i>
		47216	Jualan runcit produk bakeri dan konfeksi <i>Retail sale of bakery products and sugar confectionery</i>
		47217	Jualan runcit mi, kueh teow, mihun, kulit wantan dan produk makanan lain yang dihasilkan daripada tepung atau soya <i>Retail sale of mee, kuey teow, mee hoon, wantan skins and other food products made from flour or soya</i>
		47219	Jualan runcit produk makanan lain t.t.t.l <i>Retail sale of other food products n.e.c</i>
		47221	Jualan runcit bir, wain dan spirit <i>Retail sale of beer, wine and spirits</i>
		47222	Jualan runcit teh, kopi, minuman ringan, air mineral dan minuman lain <i>Retail sale of tea, coffee, soft drinks, mineral water and other beverages</i>
		47230	Jualan runcit produk tembakau di kedai khusus <i>Retail sale of tobacco products in specialised store</i>

PERDAGANGAN BORONG DAN RUNCIT
WHOLESALE AND RETAIL TRADE

Perdagangan Runcit
Retail Trade

BAHAGIAN DIVISION	KUMPULAN GROUP	PERKARA ITEM	KETERANGAN DESCRIPTION
	473		Jualan runcit di kedai khusus yang menjual bahan api kenderaan <i>Retail sale of automotive fuel in specialised stores</i>
		47300	Jualan runcit bahan api kenderaan di kedai khusus <i>Retail sale of automotive fuel in specialised store</i>
	474		Jualan runcit di kedai khusus yang menjual peralatan komunikasi dan maklumat <i>Retail sale of information and communication equipment in specialised stores</i>
		47411	Jualan runcit komputer, peralatan dan kelengkapan komputer <i>Retail sale of computers, computer equipment and supplies</i>
		47412	Jualan runcit konsol permainan video dan perisian bukan ditempah khas <i>Retail sale of video game consoles and non-customised software</i>
		47413	Jualan runcit di peralatan telekomunikasi <i>Retail sale of telecommunication equipment</i>
		47420	Jualan runcit peralatan audio dan video di kedai pengkhususan <i>Retail sale of audio and video equipment in specialised store</i>
	475		Jualan runcit di kedai khusus yang menjual peralatan lain isi rumah <i>Retail sale of other household equipment in specialised stores</i>
		47510	Jualan runcit di kedai khusus yang menjual tekstil <i>Retail sale of textiles in specialised stores</i>
		47520	Jualan runcit bahan binaan, perkakasan, cat dan kaca <i>Retail sale of construction materials, hardware, paints and glass</i>
		47531	Jualan runcit karpet dan hamparan <i>Retail sale of carpets and rugs</i>
		47532	Jualan runcit langsir dan net <i>Retail sale of curtains and net curtains</i>
		47533	Jualan runcit kertas dinding dan alas lantai <i>Retail sale of wallpaper and floor coverings</i>
		47591	Jualan runcit perabot isi rumah <i>Retail sale of household furniture</i>
		47592	Jualan runcit peralatan lampu <i>Retail sale of articles for lighting</i>
		47593	Jualan runcit perkakasan isi rumah, perkakas dapur dan kutleri, pinggan mangkuk, barangan kaca dan barangan tembikar <i>Retail sale of household utensils and cutlery, crockery, glassware, chinaware and pottery</i>
		47594	Jualan runcit kayu, barangan gabus dan barangan anyaman rotan <i>Retail sale of wood, cork goods and wickerwork goods</i>
		47595	Jualan runcit perkakas isi rumah <i>Retail sale of household appliances</i>
		47596	Jualan runcit peralatan muzik dan skor <i>Retail sale of musical instruments and scores</i>
		47597	Jualan runcit sistem keselamatan <i>Retail sale of security systems</i>
		47598	Jualan runcit barangan dan peralatan isi rumah t.t.t.l <i>Retail sale of household articles and equipment n.e.c</i>

PERDAGANGAN BORONG DAN RUNCIT
WHOLESALE AND RETAIL TRADE

Perdagangan Runcit
Retail Trade

BAHAGIAN DIVISION	KUMPULAN GROUP	PERKARA ITEM	KETERANGAN DESCRIPTION
	476		Jualan runcit di kedai khusus yang menjual barangan kesenian dan rekreasi <i>Retail sale of cultural and recreation goods in specialised stores</i>
		47611	Jualan runcit bekalan dan peralatan pejabat <i>Retail sale of office supplies and equipment</i>
		47612	Jualan runcit buku, surat khabar dan alat tulis <i>Retail sale of books, newspapers and stationary</i>
		47620	Jualan runcit rekod muzik, pita audio, cakera padat, kaset, pita video, VCD dan DVD, pita dan cakera kosong <i>Retail sale of musical records, audio tapes, compact discs, cassettes, video tapes, VCDs and DVDs, blank tapes and discs</i>
		47631	Jualan runcit barangan dan peralatan sukan <i>Retail sale of sports goods and equipments</i>
		47632	Jualan runcit peralatan memancing <i>Retail sale of fishing equipment</i>
		47633	Jualan runcit barangan perkhemahan <i>Retail sale of camping goods</i>
		47634	Jualan runcit bot dan peralatannya <i>Retail sale of boats and equipments</i>
		47635	Jualan runcit basikal dan komponen (termasuk alat ganti) dan aksesori yang berkaitan <i>Retail sale of bicycles and related parts and accessories</i>
		47640	Jualan runcit permainan dan barang mainan, diperbuat dari pelbagai bahan <i>Retail sale of games and toys, made of all materials</i>

PERDAGANGAN BORONG DAN RUNCIT
WHOLESALE AND RETAIL TRADE

Perdagangan Runcit
Retail Trade

BAHAGIAN DIVISION	KUMPULAN GROUP	PERKARA ITEM	KETERANGAN DESCRIPTION
	477		Jualan runcit barangan lain di stor pengkhususan <i>Retail sale of other goods in specialized stores</i>
		47711	Jualan runcit pakaian, artikel bagi bulu binatang dan aksesori pakaian <i>Retail sale of articles of clothing, articles of fur and clothing accessories</i>
		47712	Jualan runcit kasut <i>Retail sale of footwear</i>
		47713	Jualan runcit barangan kulit, aksesori kulit serta gantian kulit <i>Retail sale of leather goods, accessories of leather and leather substitutes</i>
		47721	Jualan runcit di kedai khusus yang menjual barang farmaseutikal, perubatan dan ortopedik <i>Stores specialized in retail sale of pharmaceuticals, medical and orthopaedic goods</i>
		47722	Jualan runcit di kedai khusus yang menjual pewangi, kosmetik dan kelengkapan dandanan diri <i>Stores specialized in retail sale of perfumery, cosmetic and toilet articles</i>
		47731	Jualan runcit peralatan fotografi dan kepersisan <i>Retail sale of photographic and precision equipment</i>
		47732	Jualan runcit jam tangan dan jam dinding <i>Retail sale of watches and clocks</i>
		47733	Jualan runcit barang kemas <i>Retail sale of jewellery</i>
		47734	Jualan runcit bunga, tumbuhan, biji benih dan baja <i>Retail sale of flowers, plants, seeds, fertilizers</i>
		47735	Jualan runcit cenderahati, kraftangan dan barang keagamaan <i>Retail sale of souvenirs, craftwork and religious articles</i>
		47736	Jualan runcit minyak tanah, gas memasak, batu arang dan kayu api <i>Retail sale of household fuel oil, cooking gas, coal and fuel wood</i>
		47737	Jualan runcit cermin mata dan barang optik lain <i>Retail sale of spectacles and other optical goods</i>
		47738	Jualan runcit ikan akuarium, haiwan peliharaan dan makanannya <i>Retail sale of aquarium fishes, pet animals and pet food</i>
		47739	Jualan runcit di kedai khusus yang menjual barang baru lain t.t.t.l <i>Other retail sale of new goods in specialised stores n.e.c</i>
		47741	Jualan runcit buku terpakai <i>Retail sale of second-hand books</i>
		47742	Jualan runcit barang elektrik dan elektronik terpakai <i>Retail sale of second-hand electrical and electronic goods</i>
		47743	Jualan runcit barang antik <i>Retail sale of antiques</i>
		47744	Aktiviti pusat lelongan (runcit) <i>Activities of auctioning houses (retail)</i>
		47749	Jualan runcit barangan terpakai t.t.t.l <i>Retail sale of second-hand goods n.e.c</i>

PERDAGANGAN BORONG DAN RUNCIT
WHOLESALE AND RETAIL TRADE

Perdagangan Runcit
Retail Trade

BAHAGIAN DIVISION	KUMPULAN GROUP	PERKARA ITEM	KETERANGAN DESCRIPTION
	478		Jualan runcit di gerai dan pasar <i>Retail sale via stalls and markets</i>
		47810	Jualan runcit makanan, minuman dan produk tembakau di gerai atau pasar <i>Retail sale of food, beverages and tobacco products via stalls or markets</i>
		47820	Jualan runcit tekstil, baju dan kasut di gerai atau pasar <i>Retail sale of textiles, clothing and footwear via stalls or markets</i>
		47891	Jualan runcit permaidani dan di gerai dan pasar <i>Retail sale of carpets and rugs via stalls or markets</i>
		47892	Jualan runcit buku di gerai atau pasar <i>Retail sale of books via stalls or markets</i>
		47893	Jualan runcit alat permainan dan barang mainan di gerai atau pasar <i>Retail sale of games and toys via stalls or markets</i>
		47894	Jualan runcit peralatan isi rumah dan barang elektronik di gerai atau pasar <i>Retail sale of household appliances and consumer electronics via stall or markets</i>
		47895	Jualan runcit rekod muzik dan video di gerai atau pasar <i>Retail sale of music and video recordings via stall or markets</i>
	479		Jualan runcit bukan di kedai, gerai atau pasar <i>Retail trade not in stores, stalls or markets</i>
		47911	Jualan runcit sebarang jenis produk melalui pesanan mel <i>Retail sale of any kind of products by mail order</i>
		47912	Jualan runcit sebarang jenis produk melalui internet <i>Retail sale of any kind of product over the Internet</i>
		47913	Jualan langsung melalui televisyen, radio dan telefon <i>Direct sale via television, radio and telephone</i>
		47914	Jualan runcit lelongan melalui internet <i>Internet retail auctions</i>
		47991	Jualan runcit sebarang jenis produk melalui jualan langsung atau penjualan dari pintu ke pintu <i>Retail sale of any kind of product by direct sales or door-to-door sales persons</i>
		47992	Jualan runcit sebarang jenis produk melalui mesin layan diri (vending machine) <i>Retail sale of any kind of product through vending machines</i>
		47999	Jualan runcit lain bukan di kedai, gerai atau pasar t.t.t.l <i>Other retail sale not in stores, stalls or markets n.e.c</i>

PERDAGANGAN BORONG DAN RUNCIT
WHOLESALE AND RETAIL TRADE

Kenderaan Bermotor
Motor Vehicles

BAHAGIAN DIVISION	KUMPULAN GROUP	PERKARA ITEM	KETERANGAN DESCRIPTION
45	451		Jualan kenderaan bermotor <i>Sale of motor vehicles</i>
		45101	Jualan borong dan runcit kenderaan bermotor baru <i>Wholesale and retail of new motor vehicles</i>
		45102	Jualan borong dan runcit kenderaan bermotor terpakai <i>Wholesale and retail of used motor vehicles</i>
		45103	Jualan kenderaan industri, komersial dan pertanian - baru <i>Sale of industrial, commercial and agriculture vehicles - new</i>
		45104	Jualan kenderaan industri, komersial dan pertanian - terpakai <i>Sale of industrial, commercial and agriculture vehicles - used</i>
		45105	Jualan oleh agen komisen <i>Sale of commission agents</i>
		45106	Lelongan kereta <i>Car auctions</i>
		45109	Jualan lain-lain kenderaan bermotor f.t.t.l <i>Sale of other motor vehicles n.e.c</i>
	452		Penyelenggaraan dan pembaikan kenderaan bermotor <i>Maintenance and repair of motor vehicles</i>
		45201	Penyelenggaraan dan pembaikan kenderaan bermotor <i>Maintenance and repair of motor vehicles</i>
		45202	Menyembur dan mengecat <i>Spraying and painting</i>
		45203	Mencuci dan mengilap (cuci kereta) <i>Washing and polishing (car wash)</i>
		45204	Pembaikan tempat duduk kenderaan bermotor <i>Repair of motor vehicle seats</i>
		45205	Pemasangan komponen (termasuk alat ganti) dan aksesori bukan sebahagian daripada proses pembuatan <i>Installation of parts and accessories not as part of the manufacturing process</i>
	453		Jualan komponen (termasuk alat ganti) dan aksesori kenderaan bermotor <i>Sale of motor vehicle parts and accessories</i>
		45300	Jualan borong dan runcit semua jenis komponen, alat ganti, bekalan, peralatan dan aksesori kenderaan bermotor <i>Wholesale and retail sale of all kinds of parts, components, supplies, tools and accessories for motor vehicles</i>
	454		Jualan, penyelenggaraan dan pembaikan motosikal dan komponen (termasuk alat ganti) dan aksesori berkaitan <i>Sale maintenance and repair of motorcycles and related parts and accessories</i>
		45401	Jualan borong dan runcit motosikal <i>Wholesale and retail sale of motorcycles</i>
		45402	Jualan borong dan runcit komponen (termasuk alat ganti) dan aksesori motosikal <i>Wholesale and retail sale of parts and accessories for motorcycles</i>
		45403	Pembaikan dan penyelenggaraan motosikal <i>Repair and maintenance of motorcycles</i>

PENGANGKUTAN DAN PENYIMPANAN
TRANSPORT AND STORAGE

Pengangkutan darat dan pengangkutan melalui saluran paip
Land transport and transport via pipelines

BAHAGIAN DIVISION	KUMPULAN GROUP	PERKARA ITEM	KETERANGAN DESCRIPTION
49	491		Pengangkutan melalui laluan rel <i>Transport via railways</i>
		49110	Pengangkutan penumpang antara bandar melalui rel <i>Passenger transport by inter-urban railways</i>
		49120	Pengangkutan muatan antara bandar, pinggir bandar dan bandar melalui laluan rel <i>Freight transport by inter-urban, suburban and urban railways</i>
	492		Pengangkutan darat lain <i>Other land transport</i>
		49211	Perkhidmatan bas bandaraya <i>City bus services</i>
		49212	Perkhidmatan pengangkutan rel penumpang bandar dan luar bandar <i>Urban and suburban railway passenger transport service</i>
		49221	Perkhidmatan bas ekspres <i>Express bus services</i>
		49222	Perkhidmatan bas pekerja <i>Employees bus services</i>
		49223	Perkhidmatan bas sekolah <i>School bus services</i>
		49224	Perkhidmatan operasi teksi dan limosin <i>Taxi operation and limousine services</i>
		49225	Sewa kereta dengan pemandu <i>Rental of cars with driver</i>
		49229	Pengangkutan darat penumpang lain <i>Other passenger land transport</i>
		49230	Pengangkutan muatan melalui jalan raya <i>Freight transport by road</i>
	493		Pengangkutan melalui saluran paip <i>Transport via pipeline</i>
		49300	Pengangkutan melalui saluran paip <i>Transport via pipeline</i>

Pengangkutan air
Water transport

BAHAGIAN DIVISION	KUMPULAN GROUP	PERKARA ITEM	KETERANGAN DESCRIPTION
50	501	50111	Operasi rombongan, cruise atau bot persiaran <i>Operation of excursion, cruise or sightseeing boats</i>
		50112	Operasi feri, teksi air <i>Operation of ferries, water taxis</i>
		50113	Sewaan bot santai dengan krew bagi pengangkutan laut dan persisir pantai <i>Rental of pleasure boats with crew for sea and coastal water transport</i>
		50121	Pengangkutan muatan laut dan persisir pantai, berjadual atau tidak berjadual <i>Transport of freight overseas and coastal waters, whether scheduled or not</i>
		50122	Pengangkutan tunda atau tolak tongkang, pelantar minyak <i>Transport by towing or pushing of barges oil rigs</i>

PENGANGKUTAN DAN PENYIMPANAN
TRANSPORT AND STORAGE

Pengangkutan air
Water transport

BAHAGIAN DIVISION	KUMPULAN GROUP	PERKARA ITEM	KETERANGAN DESCRIPTION
50	502		Pengangkutan air pedalaman <i>Inland water transport</i>
		50211	Pengangkutan penumpang melalui sungai, terusan, tasik dan laluan air pedalaman lain <i>Transport of passenger via rivers, canals, lakes and other inland waterways</i>
		50212	Sewaan bot santai dengan krew bagi pengangkutan air pedalaman <i>Rental of pleasure boats with crew for inland water transport</i>
		50220	Pengangkutan muatan melalui sungai, terusan, tasik dan laluan air pedalaman lain <i>Transport of freight via rivers, canals, lakes and other inland waterways</i>

Pengangkutan udara
Air Transport

BAHAGIAN DIVISION	KUMPULAN GROUP	PERKARA ITEM	KETERANGAN DESCRIPTION
51	511		Pengangkutan penumpang udara <i>Passenger air transport</i>
		51101	Pengangkutan penumpang melalui udara mengikut laluan dan jadual biasa <i>Transport of passengers by air over regular routes and on regular schedules</i>
		51102	Pengangkutan penumpang tidak berjadual melalui udara <i>Non-scheduled transport of passenger by air</i>
		51103	Penyewaan peralatan pengangkutan dengan operator untuk tujuan pengangkutan penumpang <i>Renting of air-transport equipment with operator for the purpose of passenger transportation</i>
	512		Pengangkutan muatan udara <i>Freight air transport</i>
		51201	Pengangkutan muatan udara mengikut laluan dan berjadual biasa <i>Transport freight by air over regular routes and on regular schedules</i>
		51202	Pengangkutan muatan udara tidak berjadual <i>Non-scheduled transport of freight by air</i>
		51203	Penyewaan peralatan pengangkutan udara dengan operator untuk tujuan pengangkutan muatan <i>Renting of air-transport equipment with operator for the purpose of freight transportation</i>

PENGANGKUTAN DAN PENYIMPANAN
TRANSPORT AND STORAGE

Penggudangan dan aktiviti sokongan untuk pengangkutan
Warehousing and support activities for transportation

BAHAGIAN <i>DIVISION</i>	KUMPULAN <i>GROUP</i>	PERKARA <i>ITEM</i>	KETERANGAN <i>DESCRIPTION</i>
52	521		Penggudangan dan penyimpanan <i>Warehousing and storage</i>
		52100	Perkhidmatan penggudangan dan penyimpanan <i>Warehousing and storage services</i>
	522		Aktiviti sokongan untuk pengangkutan <i>Support activities for transportation</i>
		52211	Operasi kemudahan terminal (darat) <i>Operation of terminal facilities (land)</i>
		52212	Perkhidmatan tunda dan bantuan tepi jalan <i>Towing and road side assistance</i>
		52213	Operasi kemudahan meletak kenderaan bermotor (medan letak kenderaan) <i>Operation of parking facilities for motor vehicles (parking lots)</i>
		52214	Perkhidmatan operasi lebuh raya, jambatan dan terowong <i>Highway, bridge and tunnel operation services</i>
		52219	Aktiviti perkhidmatan lain berkaitan pengangkutan darat t.t.t.l. <i>Other service activities incidental to land transportation n.e.c.</i>
		52221	Operasi perkhidmatan pelabuhan dan limbungan <i>Port, harbours and piers operation services</i>
		52222	Perkhidmatan penyelamat dan pengapungan semula kapal <i>Vessel salvage and refloating services</i>
		52229	Aktiviti perkhidmatan lain berkaitan pengangkutan air t.t.t.l. <i>Other service activities incidental to water transportation n.e.c.</i>
		52231	Operasi kemudahan terminal (udara) <i>Operation of terminal facilities (air)</i>
		52232	Lapangan terbang dan aktiviti kawalan trafik udara <i>Airport and air-traffic-control activities</i>
		52233	Aktiviti perkhidmatan asas di padang terbang <i>Ground service activities on airfields</i>
		52234	Aktiviti melawan dan pencegahan api di lapangan terbang <i>Fire fighting and fire-prevention services at airports</i>
		52239	Aktiviti perkhidmatan lain berkaitan pengangkutan udara t.t.t.l. <i>Other service activities incidental to air transportation n.e.c.</i>
		52241	Perkhidmatan pemunggahan <i>Stevedoring services</i>
		52249	Aktiviti pengendalian kargo lain t.t.t.l. <i>Other cargo handling activities n.e.c.</i>
		52291	Penghantaran muatan <i>Forwarding of freight</i>
		52292	Pembrokeran ruang kapal dan kapal terbang <i>Brokerage for ship and aircraft space</i>
		52299	Aktiviti sokongan pengangkutan lain <i>Other transportation support activities n.e.c.</i>
53	531		Aktiviti pos <i>Postal activities</i>
		53100	Perkhidmatan pos nasional <i>National postal services</i>
	532		Aktiviti kurier <i>Courier activities</i>
		53200	Aktiviti kurier selain daripada aktiviti pos nasional <i>Courier activities other than national post activities</i>

MAKLUMAT DAN KOMUNIKASI
INFORMATION AND COMMUNICATION

Aktiviti penerbitan
Publishing activities

BAHAGIAN <i>DIVISION</i>	KUMPULAN <i>GROUP</i>	PERKARA <i>ITEM</i>	KETERANGAN <i>DESCRIPTION</i>
58	581		Aktiviti penerbitan buku, terbitan berkala dan penerbitan lain <i>Publishing of books, periodicals and other publishing activities</i>
		58110	Penerbitan buku, brosur dan penerbitan lain <i>Publishing of books, brochures and other publications</i>
		58120	Penerbitan senarai mel, buku telefon dan direktori lain <i>Publishing of mailing lists, telephone book and other directories</i>
		58130	Penerbitan surat khabar, jurnal, majalah dan penerbitan berkala dalam bentuk cetakan atau elektronik <i>Publishing of newspapers, journals, magazines and periodicals in print or electronic form</i>
		58190	Penerbitan katalog, gambar, turisan dan poskad, kad ucapan, borang, poster, penerbitan semula kerja-kerja seni, bahan pengiklanan dan bahan bercetak lain t.t.t.l. <i>Publishing of catalogues, photos, engraving and postcards, greeting cards, forms, posters, reproduction of works of art, advertising material and other printed matter n.e.c</i>
	582		Penerbitan perisian <i>Software publishing</i>
		58201	Aplikasi perniagaan dan aplikasi lain <i>Business and other applications</i>
		58202	Permainan komputer untuk semua platform <i>Computer games for all platforms</i>
		58203	Sistem operasi <i>Operating systems</i>

Aktiviti penerbitan wayang gambar, video dan program televisyen, rakaman bunyi dan penerbitan muzik
Motion picture, video and television programme production, sound recording and music publishing activities

BAHAGIAN <i>DIVISION</i>	KUMPULAN <i>GROUP</i>	PERKARA <i>ITEM</i>	KETERANGAN <i>DESCRIPTION</i>
59	591		Aktiviti wayang gambar, video dan program televisyen <i>Motion picture, video and television programme activities</i>
		59110	Aktiviti pengeluaran wayang gambar, video dan program televisyen <i>Motion picture, video and television programme production activities</i>
		59120	Aktiviti pasca produksi wayang gambar, video dan program televisyen <i>Motion picture, video and television programme post-production activities</i>
		59130	Aktiviti pengedaran wayang gambar, video dan program televisyen <i>Motion picture, video and television programme distribution activities</i>
		59140	Aktiviti penayangan wayang gambar <i>Motion picture projection activities</i>

MAKLUMAT DAN KOMUNIKASI
INFORMATION AND COMMUNICATION

Aktiviti penerbitan wayang gambar, video dan program televisyen, rakaman bunyi dan penerbitan muzik
Motion picture, video and television programme production, sound recording and music publishing activities

BAHAGIAN DIVISION	KUMPULAN GROUP	PERKARA ITEM	KETERANGAN DESCRIPTION
	592		Aktiviti rakaman bunyi dan penerbitan muzik <i>Sound recording and music publishing activities</i>
		59200	Aktiviti rakaman bunyi dan penerbitan muzik <i>Sound recording and music publishing activities</i>

Aktiviti pemrograman dan penyiaran
Programming and broadcasting activities

BAHAGIAN DIVISION	KUMPULAN GROUP	PERKARA ITEM	KETERANGAN DESCRIPTION
60	601		Penyiaran radio <i>Radio broadcasting</i>
		60100	Penyiaran radio <i>Radio broadcasting</i>
	602		Aktiviti pemrograman dan penyiaran televisyen <i>Television programming and broadcasting activities</i>
		60200	Aktiviti pemrograman dan penyiaran televisyen <i>Television programming and broadcasting activities</i>

Telekomunikasi
Telecommunication

BAHAGIAN DIVISION	KUMPULAN GROUP	PERKARA ITEM	KETERANGAN DESCRIPTION
61	611		Aktiviti komunikasi berwayar <i>Wired telecommunications activities</i>
		61101	Perkhidmatan aktiviti telekomunikasi berwayar <i>Wired telecommunications services</i>
		61102	Pembekal akses internet oleh operator infrastruktur berwayar <i>Internet access providers by the operator of the wired infrastructure</i>
	612		Aktiviti telekomunikasi tanpa wayar <i>Satellite telecommunications activities</i>
		61201	Perkhidmatan telekomunikasi tanpa wayar <i>Wireless telecommunications services</i>
		61202	Pembekal akses Internet oleh operator infrastruktur tanpa wayar <i>Internet access providers by the operator of the wireless infrastructure</i>
	613		Perkhidmatan telekomunikasi satelit <i>Satellite telecommunications services</i>
		61300	Perkhidmatan telekomunikasi satelit <i>Satellite telecommunications services</i>

MAKLUMAT DAN KOMUNIKASI
INFORMATION AND COMMUNICATION

Telekomunikasi
Telecommunication

BAHAGIAN DIVISION	KUMPULAN GROUP	PERKARA ITEM	KETERANGAN DESCRIPTION
61	619		Aktiviti telekomunikasi lain <i>Other telecommunications activities</i>
		61901	Penyediaan akses internet melalui rangkaian di antara pelanggan dan ISP yang bukan dimiliki atau dikawal oleh ISP <i>Provision of internet access over networks between the client and the ISP not owned or controlled by the ISP</i>
		61902	Penyediaan perkhidmatan telekomunikasi melalui sambungan telekom sedia ada <i>Provision of telecommunications services over existing telecom connection</i>
		61903	Penjualan semula telekomunikasi <i>Telecommunications resellers</i>
		61904	Penyediaan perkhidmatan telekomunikasi melalui sambungan telekom VOIP (Voice Over Internet Protocol) sedia ada <i>Provision of telecommunications services over existing telecom connections VOIP (Voice Over Internet Protocol) provision</i>
		61905	Penyediaan aplikasi telekomunikasi yang khusus <i>Provision of specialized telecommunications applications (e.g. satellite tracking, communications telemetry and radar station operations)</i>
		61909	Aktiviti telekomunikasi lain t.t.t.l. <i>Other telecommunications activities n.e.c.</i>

Aktiviti pengaturcaraan komputer, perundingan dan aktiviti yang berkaitan
Computer programming, consultancy and related activities

BAHAGIAN DIVISION	KUMPULAN GROUP	PERKARA ITEM	KETERANGAN DESCRIPTION
62	620		Pengaturcaraan komputer, perundingan dan aktiviti berkaitan <i>Computer programming, consultancy and related activities</i>
		62010	Aktiviti pengaturcaraan komputer <i>Computer programming activities</i>
		62021	Perundingan komputer <i>Computer consultancy</i>
		62022	Aktiviti pengurusan kemudahan komputer <i>Computer facilities management activities</i>
		62091	Sistem keselamatan Teknologi Maklumat dan Komunikasi (ICT) <i>Information Communication Technology (ICT) system security</i>
		62099	Aktiviti perkhidmatan teknologi maklumat lain <i>Other information technology service activities</i>

MAKLUMAT DAN KOMUNIKASI
INFORMATION AND COMMUNICATION

Perkhidmatan maklumat
Information services

BAHAGIAN <i>DIVISION</i>	KUMPULAN <i>GROUP</i>	PERKARA <i>ITEM</i>	KETERANGAN <i>DESCRIPTION</i>
63	631		Aktiviti prosesan data, hosting dan aktiviti lain yang berkaitan; web portal <i>Data processing, hosting and related activities; web portals</i>
		63111	Aktiviti penyediaan infrastruktur untuk hosting, perkhidmatan prosesan data dan aktiviti yang berkaitan <i>Activities of providing infrastructure for hosting, data processing services and related activities</i>
		63112	Aktiviti prosesan data <i>Data processing activities</i>
		63120	Web portal <i>Web portals</i>
	639		Aktiviti perkhidmatan maklumat lain <i>Other information service activities</i>
		63910	Aktiviti agensi dan sindiket berita <i>News syndicate and news agency</i>
		63990	Aktiviti perkhidmatan maklumat lain t.t.t.l. <i>Other information service activities n.e.c</i>

MAKANAN & MINUMAN
FOOD & BEVERAGE

BAHAGIAN <i>DIVISION</i>	KUMPULAN <i>GROUP</i>	PERKARA <i>ITEM</i>	KETERANGAN <i>DESCRIPTION</i>
56	561		Restoran dan aktiviti perkhidmatan makanan bergerak <i>Restaurants and mobile food service activities</i>
		56101	Restoran dan restoran yang juga kelab malam <i>Restaurants and restaurant cum night clubs</i>
		56102	Kafeteria <i>Cafeterias</i>
		56103	Restoran makanan segera <i>Fast food restaurants</i>
		56104	Trak air krim dengan tempat duduk <i>Ice cream truck vendors and parlours</i>
		56105	Kenderaan sorong makanan yang bergerak <i>Mobile food carts</i>
		56106	Gerai/ penjaja makanan <i>Food stalls/ hawkers</i>
		56107	Makanan dan minuman, penyediaan makanan dan minuman di dalam gerai/ penjaja <i>Food or beverage, food and beverage preparation in market stalls/ hawkers</i>
	562		Katering dan aktiviti perkhidmatan makanan lain <i>Event catering and other food service activities</i>
		56210	Katering makanan <i>Event/ food caterers</i>
		56290	Aktiviti perkhidmatan makanan lain <i>Other food service activities</i>
	563		Aktiviti perkhidmatan minuman <i>Beverage serving activities</i>
		56301	Pub, bar, disko, coffee house, ruang koktel dan karaoke <i>Pubs, bars, discotheques, coffee houses, cocktail lounges and karaoke</i>
		56302	Kedai kopi <i>Coffee shops</i>
		56303	Gerai/ penjaja minuman <i>Drink stalls/ hawkers</i>
		56304	Perkhidmatan minuman bergerak <i>Mobile beverage</i>
		56309	Tempat minuman lain <i>Others drinking places</i>

PENDIDIKAN SWASTA PRIVATE EDUCATION			
BAHAGIAN DIVISION	KUMPULAN GROUP	PERKARA ITEM	KETERANGAN DESCRIPTION
85	851		Pendidikan pra-sekolah dan pendidikan rendah <i>Pre-primary and primary education</i>
		85102	Pendidikan pra-sekolah (swasta) <i>Pre-primary education (private)</i>
		85104	Pendidikan rendah (swasta) <i>Primary education (private)</i>
	852		Pendidikan menengah <i>Secondary education</i>
		85212	Pendidikan menengah am (swasta) <i>General school secondary education (private)</i>
		85222	Pendidikan menengah teknik dan vokasional di bawah tahap pendidikan tinggi (swasta) <i>Technical and vocational education below the level of higher education (private)</i>
	853		Pendidikan tinggi <i>Higher education</i>
		85302	Pendidikan kolej dan universiti (swasta) <i>College and university education (private)</i>
	854		Pendidikan lain <i>Other education</i>
		85411	Pengajaran sukan <i>Sports instruction</i>
		85412	Pengajaran seni mempertahankan diri <i>Martial arts instruction</i>
		85419	Pendidikan sukan dan rekreasi lain yang t.t.t.l. <i>Any other sports and recreation education n.e.c</i>
		85421	Sekolah muzik dan tarian <i>Music and dancing school</i>
		85429	Pendidikan kebudayaan lain yang t.t.t.l. <i>Any other cultural education n.e.c.</i>
		85491	Pusat tuisyen <i>Tuition centre</i>
		85492	Sekolah memandu <i>Driving school</i>
		85493	Pengajaran agama <i>Religious instruction</i>
		85494	Latihan komputer <i>Computer training</i>
		85499	Pendidikan lain t.t.t.l. <i>Others education n.e.c</i>
	855		Perkhidmatan sokongan pendidikan <i>Educational support services</i>
		85500	Perkhidmatan sokongan pendidikan untuk peruntukan kepada perkhidmatan bukan pengajaran <i>Educational support services for provision of non-instructional services</i>

KESIHATAN SWASTA
PRIVATE HEALTH

BAHAGIAN <i>DIVISION</i>	KUMPULAN <i>GROUP</i>	PERKARA <i>ITEM</i>	KETERANGAN <i>DESCRIPTION</i>
86	861		Aktiviti hospital <i>Hospital activities</i>
		86101	Aktiviti hospital <i>Hospital activities</i>
		86102	Perkhidmatan rumah bersalin <i>Maternity home services</i>
	862		Aktiviti amalan perubatan dan pergigian <i>Medical and dental practice activities</i>
		86201	Perkhidmatan perubatan am <i>General medical services</i>
		86202	Perkhidmatan perubatan khas <i>Specialised medical services</i>
		86203	Perkhidmatan berkaitan gigi <i>Dental services</i>
	869		Aktiviti kesihatan kemanusiaan lain <i>Other human health activities</i>
		86901	Pusat dialisis <i>Dialysis centers</i>
		86902	Makmal perubatan <i>Medical laboratories</i>
		86903	Perkhidmatan fisioterapi dan terapi pekerjaan <i>Physiotherapy and occupational therapy service</i>
		86904	Perkhidmatan akupunktur <i>Acupuncture services</i>
		86905	Perkhidmatan ahli herba dan homeopati <i>Herbalist and homeopathy services</i>
		86906	Perkhidmatan ambulan <i>Ambulance services</i>
		86909	Perkhidmatan kesihatan kemanusiaan lain t.t.t.l. <i>Other human health services n.e.c.</i>

PROFESIONAL PROFESSIONAL			
Aktiviti guaman dan perakaunan <i>Legal and accounting activities</i>			
BAHAGIAN <i>DIVISION</i>	KUMPULAN <i>GROUP</i>	PERKARA <i>ITEM</i>	KETERANGAN <i>DESCRIPTION</i>
69	691	69100	Aktiviti guaman <i>Legal activities</i>
	692	69200	Aktiviti perakaunan, simpan kira dan audit; perundingan percukaian <i>Accounting, bookkeeping and auditing activities; tax consultancy</i>
Aktiviti ibu pejabat; aktiviti perundingan pengurusan <i>Activities of head offices; management consultancy activities</i>			
BAHAGIAN <i>DIVISION</i>	KUMPULAN <i>GROUP</i>	PERKARA <i>ITEM</i>	KETERANGAN <i>DESCRIPTION</i>
70	701	70100	Aktiviti ibu pejabat <i>Activities of head offices</i>
	702		Aktiviti perundingan pengurusan <i>Management consultancy activities</i>
		70201	Perkhidmatan perundingan pengurusan perniagaan <i>Business management consultancy services</i>
		70202	Perkhidmatan perundingan sumber manusia <i>Human resource consultancy services</i>
		70203	Perkhidmatan perundingan perhubungan awam dan komunikasi <i>Consultancy services in public relation and communications</i>
		70209	Aktiviti perundingan pengurusan lain <i>Other management consultancy activities n.e.c.</i>
Aktiviti arkitek dan kejuruteraan; ujian teknikal dan analisis <i>Architectural and engineering activities; technical testing and analysis</i>			
BAHAGIAN <i>DIVISION</i>	KUMPULAN <i>GROUP</i>	PERKARA <i>ITEM</i>	KETERANGAN <i>DESCRIPTION</i>
71	711		Aktiviti arkitek dan kejuruteraan dan perundingan teknikal yang berkaitan <i>Architectural and engineering activities and related</i>
		71101	Perkhidmatan arkitek <i>Architectural services</i>
		71102	Perkhidmatan kejuruteraan <i>Engineering services</i>
		71103	Perkhidmatan juru ukur tanah <i>Land surveying services</i>
		71109	Aktiviti arkitek dan kejuruteraan lain dan perundingan teknikal berkaitan f.t.t.l. <i>Other architectural and engineering activities and related technical consultancy n.e.c.</i>
	712		Ujian teknikal dan analisis <i>Technical testing and analysis</i>
		71200	Ujian teknikal dan analisis <i>Technical testing and analysis</i>

PROFESIONAL

Penyelidikan dan pembangunan saintifik
Scientific research and development

BAHAGIAN <i>DIVISION</i>	KUMPULAN <i>GROUP</i>	PERKARA <i>ITEM</i>	KETERANGAN <i>DESCRIPTION</i>
72	721		Penyelidikan dan pembangunan eksperimen sains semula jadi dan kejuruteraan <i>Research and experimental development on natural sciences and engineering</i>
		72101	Penyelidikan dan pembangunan sains semula jadi <i>Research and development on natural sciences</i>
		72102	Penyelidikan dan pembangunan kejuruteraan dan teknologi <i>Research and development on engineering and technology</i>
		72103	Penyelidikan dan pembangunan sains perubatan <i>Research and development on medical sciences</i>
		72104	Penyelidikan dan pembangunan bioteknologi <i>Research and development on biotechnology</i>
		72105	Penyelidikan dan pembangunan sains pertanian <i>Other management consultancy activities n.e.c.</i>
		72106	Penyelidikan dan pembangunan teknologi maklumat dan komunikasi <i>Research and development on information communication technology</i>
		72109	Penyelidikan dan pembangunan sains semula jadi dan kejuruteraan lain t.t.t.l. <i>Research and development on natural science and engineering n.e.c.</i>
	722		Pembangunan penyelidikan dan eksperimen sains sosial dan kemanusiaan <i>Research and experimental development on social sciences and humanities</i>
		72201	Penyelidikan dan pembangunan sains sosial <i>Research and development on social sciences</i>
		72202	Penyelidikan dan pembangunan kemanusiaan <i>Research and development on humanities</i>
		72209	Penyelidikan dan pembangunan sosial sains dan kemanusiaan lain, t.t.t.l. <i>Research and development of other social sciences and humanities n.e.c.</i>

Aktiviti pengiklanan dan penyelidikan pasaran
Advertising and market research services

BAHAGIAN	KUMPULAN	PERKARA	KETERANGAN <i>DESCRIPTION</i>
73	731	73100	Pengiklanan <i>Advertising</i>
	732	73200	Penyelidikan Pasaran dan tinjauan pendapat umum <i>Market Research and public opinion polling</i>

PROFESIONAL			
Aktiviti profesional, saintifik dan teknikal lain <i>Other professional, scientific and technical activities</i>			
BAHAGIAN <i>DIVISION</i>	KUMPULAN <i>GROUP</i>	PERKARA <i>ITEM</i>	KETERANGAN <i>DESCRIPTION</i>
74	741		Aktiviti mereka bentuk khusus <i>Aktiviti mereka bentuk khusus</i>
		74101	Aktiviti hiasan dalaman <i>Activities of interior decorators</i>
		74102	Perkhidmatan pereka grafik <i>Services of graphic designers</i>
		74103	Perkhidmatan rekaan fesyen <i>Fashion design services</i>
		74109	Aktiviti reka bentuk khusus t.t.t.l. <i>Specialized design activities n.e.c.</i>
	742		Aktiviti fotografi <i>Photographic activities</i>
		74200	Aktiviti fotografi <i>Photographic activities</i>
	749		Aktiviti profesional, saintifik dan teknikal lain <i>Other professional, scientific and technical activities n.e.c.</i>
		74901	Aktiviti penterjemahan dan pentafsiran <i>Translation and interpretation activities</i>
		74902	Aktiviti broker perniagaan <i>Business brokerage activities</i>
		74903	Perunding keselamatan <i>Security consulting</i>
		74904	Aktiviti juru ukur bahan <i>Activities of quantity surveyors</i>
		74905	Aktiviti perunding selain daripada perunding arkitek, kejuruteraan dan pengurusan <i>Activities of consultants other than architecture, engineering and management consultants</i>
		74909	Aktiviti profesional, saintifik dan teknikal lain t.t.t.l. <i>Any other professional, scientific and technical activities n.e.c.</i>
Aktiviti veterinar <i>Veterinary activity</i>			
BAHAGIAN <i>DIVISION</i>	KUMPULAN <i>GROUP</i>	PERKARA <i>ITEM</i>	KETERANGAN <i>DESCRIPTION</i>
75	750	75000	Aktiviti veterinar <i>Veterinary activities</i>

PENGINAPAN
ACCOMMODATION

BAHAGIAN <i>DIVISION</i>	KUMPULAN <i>GROUP</i>	PERKARA <i>ITEM</i>	KETERANGAN <i>DESCRIPTION</i>
55	551		Aktiviti penginapan jangka masa pendek <i>Short term accommodation activities</i>
		55101	Hotel dan hotel resort <i>Hotels and resort hotels</i>
		55102	Motel <i>Motels</i>
		55103	Hotel apartmen <i>Apartment hotels</i>
		55104	Chalet <i>Chalets</i>
		55105	Rumah rehat/ rumah tetamu/ hostel/ bed & breakfast/ homestay <i>Rest houses/ guest houses/ hostels/ bed & breakfast/ homestay</i>
		55106	Bed and breakfast unit <i>Bed and breakfast units</i>
		55107	Asrama <i>Hostels</i>
		55108	Homestay <i>Home stay</i>
		55109	Aktiviti penginapan jangka masa pendek yang lain t.t.t.l. <i>Other short term accommodation activities n.e.c.</i>
	552		Tapak perkhemahan, taman kenderaan rekreasi dan taman treler <i>Camping grounds, recreational vehicle parks and trailer parks</i>
		55200	Tapak perkhemahan, taman kenderaan rekreasi dan taman treler <i>Camping grounds/ sites and recreational vehicle parks</i>
	559		Penginapan lain <i>Other accommodation</i>
		55900	Penginapan lain <i>Other accommodation</i>

KESENIAN, HIBURAN DAN REKREASI
ARTS, ENTERTAINMENT AND RECREATION

Aktiviti kesenian, hiburan dan kreatif
Creative, arts and entertainment activities

BAHAGIAN DIVISION	KUMPULAN GROUP	PERKARA ITEM	KETERANGAN DESCRIPTION
90	900		Aktiviti kesenian, hiburan dan kreatif <i>Creative, arts and entertainment activities</i>
		90001	Perkhidmatan penerbit teater, penyanyi kumpulan pancaragam dan hiburan orkestra <i>Theatrical producer, singer group band and orchestra entertainment services</i>
		90002	Operasi dewan konsert dan teater serta kemudahan kesenian lain <i>Operation of concert and theatre halls and other arts facilities</i>
		90003	Aktiviti pemahat, pelukis, kartunis, pengukir, penggores <i>Activities of sculptors, painters, cartoonists, engravers, etchers</i>
		90004	Aktiviti penulis perseorangan, untuk semua subjek <i>Activities of individual writers, for all subjects</i>
		90005	Aktiviti jurnalis bebas <i>Activities of independent journalists</i>
		90006	Pembaikan hasil kesenian seperti lukisan <i>Restoring of works of art such as painting</i>
		90007	Aktiviti penerbit atau pengusaha seni persembahan secara langsung, dengan atau tanpa kemudahan <i>Activities of producers or entrepreneurs of arts live events, with or without facilities</i>
		90009	Aktiviti kesenian, hiburan dan kreatif t.t.t.l. <i>Creative, arts and entertainment activities n.e.c.</i>

Aktiviti perpustakaan, arkib, muzium dan kebudayaan lain
Libraries, archives, museums and other cultural activities

BAHAGIAN DIVISION	KUMPULAN GROUP	PERKARA ITEM	KETERANGAN DESCRIPTION
91	910		Aktiviti perpustakaan, arkib, muzium dan kebudayaan lain <i>Libraries, archives, museums and other cultural activities</i>
		91011	Aktiviti dokumentasi dan maklumat bagi semua jenis perpustakaan <i>Documentation and information activities of libraries of all kinds</i>
		91012	Penyimpanan foto perpustakaan dan perkhidmatan <i>Stock photo libraries and services</i>
		91021	Operasi semua jenis muzium <i>Operation of museums of all kinds</i>
		91022	Operasi tapak dan bangunan bersejarah <i>Operation of historical sites and buildings</i>
		91031	Operasi taman botani dan zoologi <i>Operation of botanical and zoological gardens</i>
		91032	Operasi rizab semula jadi, termasuk pemeliharaan hidupan liar <i>Operation of nature reserves, including wildlife preservation</i>

Aktiviti perjudian dan pertaruhan
Gambling and betting activities

BAHAGIAN DIVISION	KUMPULAN GROUP	PERKARA ITEM	KETERANGAN DESCRIPTION
92	920		Aktiviti perjudian dan pertaruhan <i>Gambling and betting activities</i>
		92000	Aktiviti perjudian dan pertaruhan <i>Gambling and betting activities</i>

Aktiviti sukan
Sports activities

BAHAGIAN <i>DIVISION</i>	KUMPULAN <i>GROUP</i>	PERKARA <i>ITEM</i>	KETERANGAN <i>DESCRIPTION</i>
93	931		Aktiviti sukan <i>Sports activities</i>
		93111	Bola sepak, hoki, kriket, besbol, badminton, futsal, paintball <i>Football, hockey, cricket, baseball, badminton, futsal, paintball</i>
		93112	Litar perlumbaan untuk kenderaan bermotor <i>Racetracks for auto</i>
		93113	Kelab equestrian <i>Equestrian clubs</i>
		93114	Stadium dan kolam renang, arena luncur ais <i>Swimming pools and stadiums, ice-skating arenas</i>
		93115	Padang stadium dan balapan <i>Track and field stadium</i>
		93116	Padang golf <i>Golf courses</i>
		93117	Pusat boling <i>Bowling centre</i>
		93118	Pusat kesihatan <i>Fitness centres</i>
		93119	Penganjuran dan operasi acara sukan dalam atau luar bangunan untuk profesional atau amatir oleh organisasi dengan kemudahan sukan sendiri <i>Organisation and operation of outdoor or indoor sports events for professionals or amateurs by organisations with own facilities</i>
		93120	Operasi kelab sukan seperti kelab bola sepak, kelab <i>The operation of sports clubs such as football club, bowling club, swimming club</i>
		93191	Aktiviti penganjur atau promosi acara sukan, dengan atau tanpa kemudahan <i>Activities of producers or promoters of sports events, with or without facilities</i>
		93192	Aktiviti liga sukan dan badan yang mengawal <i>Activities of sports leagues and regulating bodies</i>
		93193	Aktiviti berkaitan dengan promosi acara sukan <i>Activities of related to promotion of sporting events</i>
		93199	Aktiviti sukan lain t.t.t.l <i>Other sports activities n.e.c</i>

KESENIAN, HIBURAN DAN REKREASI
ARTS, ENTERTAINMENT AND RECREATION

Aktiviti hiburan dan rekreasi lain
Other amusement and recreation activities

BAHAGIAN DIVISION	KUMPULAN GROUP	PERKARA ITEM	KETERANGAN DESCRIPTION
	932		Aktiviti hiburan dan rekreasi lain <i>Other amusement and recreation activities</i>
		93210	Aktiviti taman hiburan dan taman tema <i>Activities of amusement parks and theme parks</i>
		93291	Aktiviti taman rekreasi dan pantai <i>Activities of recreation parks and beaches</i>
		93292	Operasi kemudahan pengangkutan rekreasi <i>Operation of recreational transport facilities</i>
		93293	Sewaan peralatan riadah sebagai kelengkapan untuk kemudahan rekreasi <i>Renting of leisure and pleasure equipment as an integral part of recreational facilities</i>
		93294	Operasi pesta dan pertunjukan rekreasi semula jadi <i>Operation of fairs and shows of a recreational nature</i>
		93295	Operasi kelab malam dan lantai tari <i>Operation of discotheques and dance floors</i>
		93296	Aktiviti penganjur atau pengusaha persembahan secara langsung selain daripada acara kesenian atau sukan, dengan atau tanpa kemudahan <i>Activities of producers or entrepreneurs of live events other than arts or sports events, with or without facilities</i>
		93297	Kafe siber/ pusat internet <i>Cyber Café/ Internet Centre</i>
		93299	Aktiviti hiburan dan rekreasi lain t.t.t.l. <i>Any other amusement and recreation activities n.e.c.</i>

HARTANAH
REAL ESTATE

Aktiviti hartanah Aktiviti hartanah bagi harta milikan sendiri atau pajakan
Real estate activities with own or leased property

BAHAGIAN <i>DIVISION</i>	KUMPULAN <i>GROUP</i>	PERKARA <i>ITEM</i>	KETERANGAN <i>DESCRIPTION</i>
68	681		Aktiviti hartanah bagi harta milikan sendiri atau pajakan <i>Real estate activities with own or leased property</i>
		68101	Pembelian, penjualan, penyewaan dan pengendalian bagi hartanah milikan sendiri atau pajakan – bangunan kediaman <i>Buying, selling, renting and operating of self-owned or leased real estate – residential buildings</i>
		68102	Pembelian, penjualan, penyewaan dan pengendalian bagi hartanah milikan sendiri atau pajakan - bangunan bukan kediaman <i>Buying, selling, renting and operating of self-owned or leased real estate – non-residential buildings</i>
		68103	Pembelian, penjualan, penyewaan dan pengendalian bagi hartanah milikan sendiri atau pajakan - tanah <i>Buying, selling, renting and operating of self-owned or leased real estate – land</i>
		68104	Pembangunan bagi projek yang dibina untuk operasi sendiri spt. untuk sewaan ruang di dalam bangunan <i>Development of building projects for own operation, i.e. for renting of space in these buildings</i>
		68109	Aktiviti hartanah bagi harta milikan sendiri atau pajakan t.t.t.l. <i>Real estate activities with own or leased property n.e.c</i>

Aktiviti hartanah atas dasar bayaran atau kontrak
Real estate activities on a fee or contract basis

	682	68201	Aktiviti agen dan broker hartanah untuk pembelian, penjualan dan penyewaan hartanah atas dasar bayaran atau kontrak <i>Activities of real estate agents and brokers for buying, selling and renting for real estate on a fee or contract basis</i>
		68202	Penilaian dan pengurusan hartanah atas dasar bayaran atau kontrak <i>Valuation and management of real estate on a fee or contract basis</i>
		68203	Perkhidmatan pentaksir hartanah atas dasar bayaran atau kontrak <i>Appraisal services for real estate on a fee or contract basis</i>
		68209	Aktiviti hartanah atas dasar bayaran atau kontrak <i>Real estate activities on a fee or contract basis</i>

Aktiviti sewaan dan pajakan
Rental and leasing activities

BAHAGIAN DIVISION	KUMPULAN GROUP	PERKARA ITEM	KETERANGAN DESCRIPTION
77	771		Penyewaan dan pemajakan kenderaan bermotor <i>Renting and leasing of motor vehicles</i>
		77101	Penyewaan dan pemajakan operasi kereta penumpang (tanpa pemandu) <i>Renting and operational leasing of passenger cars (without driver)</i>
		77102	Penyewaan dan pemajakan operasi trak, treler pelbagai guna dan kenderaan rekreasi <i>Renting and operational leasing of trucks, utility trailers and recreational vehicles</i>

Aktiviti hartanah atas dasar bayaran atau kontrak
Real estate activities on a fee or contract basis

	772		Penyewaan dan pemajakan barang persendirian dan isi rumah <i>Renting and leasing of personal and household goods</i>
		77211	Penyewaan dan pemajakan bot peranginan, kenu, perahu layar <i>Renting and leasing of pleasure boats, canoes, sailboats</i>
		77212	Penyewaan dan pemajakan basikal <i>Renting and leasing of bicycles</i>
		77213	Penyewaan dan pemajakan kerusi pantai dan payung <i>Renting and leasing of beach chairs and umbrellas</i>
		77219	Penyewaan dan pemajakan kelengkapan sukan lain f.t.f.l. <i>Renting and leasing of other sports equipment n.e.c.</i>
		77220	Penyewaan pita video, piring hitam, CD, DVD <i>Renting of video tapes, records, CDs, DVDs</i>
		77291	Penyewaan dan pemajakan barang tekstil, pakaian dan kasut <i>Renting and leasing of textiles, wearing apparel and footwear</i>
		77292	Penyewaan dan pemajakan barang perabot, tembikar dan kaca, perkakas dapur, barang elektrik dan peralatan rumah <i>Renting and leasing of furniture, pottery and glass, kitchen and tableware, electrical appliances and house wares</i>
		77293	Penyewaan dan pemajakan barang kemas, peralatan muzik, hiasan latar dan kostum <i>Renting and leasing of jewellery, musical instruments, scenery and costumes</i>
		77294	Penyewaan dan pemajakan buku, jurnal dan majalah <i>Renting and leasing of books, journals and magazines</i>
		77295	Penyewaan dan pemajakan mesin dan kelengkapan yang digunakan oleh amatur atau sebagai hobi <i>Renting and leasing of machinery and equipment used by amateurs or as a hobby</i>
		77296	Penyewaan pokok dan bunga <i>Renting of flowers and plants</i>
		77297	Penyewaan dan pemajakan kelengkapan elektronik untuk kegunaan isi rumah <i>Renting and leasing of electronic equipment for household use</i>
		77299	Penyewaan dan pemajakan barangan persendirian dan isi rumah lain f.t.f.l. <i>Renting and leasing of other personal and household goods n.e.c.</i>

Aktiviti hartanah atas dasar bayaran atau kontrak
Real estate activities on a fee or contract basis

BAHAGIAN <i>DIVISION</i>	KUMPULAN <i>GROUP</i>	PERKARA <i>ITEM</i>	KETERANGAN <i>DESCRIPTION</i>
	773		Penyewaan dan pemajakan mesin, kelengkapan <i>Renting and leasing of other machinery, equipment and tangible good</i>
		77301	Penyewaan dan pemajakan operasi, tanpa operator, untuk mesin dan kelengkapan lain yang biasanya digunakan sebagai barang modal oleh industri <i>Renting and operational leasing, without operator, of other machinery and equipment that are generally used as capital goods by industries</i>
		77302	Penyewaan dan pemajakan operasi, tanpa pemandu, kelengkapan pengangkutan darat (selain daripada kenderaan bermotor) <i>Renting and operational leasing of land-transport equipment (other than motor vehicles) without drivers</i>
		77303	Penyewaan dan pemajakan operasi kelengkapan pengangkutan air tanpa pengendali <i>Renting and operational leasing of water-transport equipment without operator</i>
		77304	Penyewaan dan pemajakan operasi kelengkapan pengangkutan udara tanpa pengendali <i>Renting and operational leasing of air transport equipment without operator</i>
		77305	Penyewaan dan pemajakan operasi jentera dan kelengkapan pertanian dan perhutanan tanpa pengendali <i>Renting and operational leasing of agricultural and forestry machinery and equipment without operator</i>
		77306	Penyewaan dan pajakan operasi jentera dan kelengkapan pembinaan dan kejuruteraan awam tanpa pengendali <i>Renting and operational leasing of construction and civil-engineering machinery and equipment without operator</i>
		77307	Sewaan dan pajakan operasi jentera dan kelengkapan pejabat tanpa pengendali <i>Rental and operational leasing of office machinery and equipment without operator</i>
		77309	Penyewaan dan pajakan mesin bagi jentera, kelengkapan dan barang ketara t.t.t.l. <i>Renting and leasing of other machinery, equipment and tangible goods n.e.c.</i>
	774		Pemajakan harta intelektual dan produk seumpamanya, kecuali kerja berhakcipta <i>Leasing of intellectual property and similar products, except copyrighted works</i>
		77400	Pemajakan harta intelektual dan produk seumpamanya, kecuali kerja berhakcipta <i>Leasing of intellectual property and similar products, except copyrighted works</i>

PENTADBIRAN DAN KHIDMAT SOKONGAN
ADMINISTRATIVE AND SUPPORT SERVICE

Aktiviti hartanah atas dasar bayaran atau kontrak
Real estate activities on a fee or contract basis

BAHAGIAN DIVISION	KUMPULAN GROUP	PERKARA ITEM	KETERANGAN DESCRIPTION
78	781		Aktiviti agensi penempatan pekerjaan <i>Activities of employment placement agencies</i>
		78100	Aktiviti agensi penempatan pekerjaan <i>Activities of employment placement agencies</i>
	782		Aktiviti agensi pekerjaan sementara <i>Temporary employment agency activities</i>
		78200	Aktiviti agensi pekerjaan sementara <i>Temporary employment agency activities</i>
	783		Penyediaan sumber manusia lain <i>Other human resources provision</i>
		78300	Penyediaan sumber manusia kepada perniagaan pelanggan <i>Provision of human resources for client businesses</i>

Agensi pengembaraan, operator pelancongan, khidmat penempahan dan aktiviti berkaitan
Travel agency, tour operator, reservation service and related activities

BAHAGIAN DIVISION	KUMPULAN GROUP	PERKARA ITEM	KETERANGAN DESCRIPTION
79	791		Aktiviti agensi pengembaraan dan operator pelancongan <i>Travel agency and tour operator activities</i>
		79110	Aktiviti agensi pengembaraan <i>Travel agency activities</i>
		79120	Aktiviti operator pelancongan <i>Tour operator activities</i>
	799		Aktiviti khidmat penempahan lain dan aktiviti berkaitan <i>Other reservation service and related activities</i>
		79900	Khidmat penempahan dan aktiviti berkaitan <i>Other reservation service and related activities</i>

Aktiviti keselamatan dan penyiasatan
Security and investigation activities

BAHAGIAN DIVISION	KUMPULAN GROUP	PERKARA ITEM	KETERANGAN DESCRIPTION
80	801		Aktiviti keselamatan persendirian <i>Private security activities</i>
		80100	Aktiviti keselamatan persendirian <i>Private security activities</i>
	802		Aktiviti perkhidmatan sistem keselamatan <i>Security systems service activities</i>
		80200	Aktiviti perkhidmatan sistem keselamatan <i>Security systems service activities</i>
	803		Aktiviti penyiasatan <i>Investigation activities</i>
		80300	Aktiviti detektif dan penyiasatan <i>Investigation and detective activities</i>

Aktiviti keselamatan dan penyiasatan
Security and investigation activities

BAHAGIAN <i>DIVISION</i>	KUMPULAN <i>GROUP</i>	PERKARA <i>ITEM</i>	KETERANGAN <i>DESCRIPTION</i>
81	811		Aktiviti sokongan gabungan pelbagai kemudahan <i>Combined facilities support activities</i>
		81100	Aktiviti sokongan gabungan pelbagai kemudahan <i>Combined facilities support activities</i>
	812		Aktiviti pembersihan <i>Cleaning activities</i>
		81210	Pembersihan am bangunan <i>General cleaning of buildings</i>
		81291	Pembersihan semua jenis bangunan <i>Cleaning of buildings of all types</i>
		81292	Perkhidmatan pembersihan dan penyelenggaraan kolam renang <i>Swimming pool cleaning and maintenance services</i>
		81293	Pembersihan mesin perindustrian <i>Cleaning of industrial machinery</i>
		81294	Pembersihan keretapi, bas dan kapal terbang <i>Cleaning of trains, buses, planes</i>
		81295	Perkhidmatan pembersihan kawalan haiwan perosak yang tiada kaitan dengan pertanian <i>Cleaning of pest control services not in connection with agriculture</i>
		81296	Aktiviti disinfeksi dan penghapusan <i>Disinfecting and exterminating activities</i>
		81297	Pembersihan kapal tangki <i>Cleaning of sea tankers</i>
		81299	Aktiviti pembersihan bangunan dan perindustrian t.t.t.l. <i>Other building and industrial cleaning activities, n.e.c.</i>
	813		Aktiviti perkhidmatan penjagaan dan penyelenggaraan lanskap <i>Landscape care and maintenance service activities</i>
		81300	Aktiviti perkhidmatan penjagaan dan penyelenggaraan landskap <i>Landscape care and maintenance service activities</i>

Aktiviti pengurusan pejabat, sokongan pejabat dan sokongan perniagaan lain

Office administrative, office support and other business support activities

BAHAGIAN DIVISION	KUMPULAN GROUP	PERKARA ITEM	KETERANGAN DESCRIPTION
82	821		Aktiviti pengurusan dan sokongan pejabat <i>Office administrative and support activities</i>
		82110	Gabungan aktiviti perkhidmatan pengurusan pejabat <i>Combined office administrative service activities</i>
		82191	Penyediaan dokumen, penyuntingan dan/ atau membaca prof <i>Document preparation, editing and/ or proofreading</i>
		82192	Menaip, word processing atau desktop publishing <i>Typing, word processing or desktop publishing</i>
		82193	Perkhidmatan sokongan kesetiausahaan <i>Secretarial support services</i>
		82194	Transkripsi dokumen dan perkhidmatan kesetiausahaan lain <i>Transcription of documents and other secretarial services</i>
		82195	Penyediaan penyewaan peti surat dan perkhidmatan mel lain <i>Provision of mailbox rental and other postal and mailing services</i>
		82196	Fotokopi, pendua, bluprint <i>Photocopying, duplicating, blueprinting</i>
		82199	Aktiviti fotokopi, penyediaan dokumen dan lain-lain aktiviti sokongan pejabat khusus t.t.t.l. <i>Photocopying, document preparation and other specialized office support activities n.e.c.</i>
	822		Aktiviti pusat panggilan <i>Activities of call centres</i>
		82200	Aktiviti pusat panggilan <i>Activities of call centres</i>
	823		Pengurusan konvensyen dan pameran perdagangan <i>Organization of conventions and trade shows</i>
		82301	Mengurus, mempromosi dan/ atau mengendalikan acara <i>Organization, promotions and/ or management of event</i>
		82302	Mesyuarat , insentif, konvensyen, pameran (MICE) <i>Meeting, incentive, convention, exhibition (MICE)</i>
	829		Aktiviti perkhidmatan sokongan perniagaan t.t.t.l. <i>Business support service activities n.e.c.</i>
		82910	Aktiviti agensi kutipan dan biro kredit <i>Activities of collection agencies and credit bureaus</i>
		82920	Aktiviti pembungkusan berdasarkan kontrak atau yuran sama ada melibatkan proses automatik atau tidak <i>Packaging activities on a fee or contract basis, whether or not these involve an automated process</i>
		82990	Aktiviti perkhidmatan sokongan perniagaan t.t.t.l. <i>Other business support service activities n.e.c.</i>

PERKHIDMATAN PERSENDIRIAN & LAIN-LAIN AKTIVITI
PERSONAL SERVICES & OTHER ACTIVITIES
Aktiviti keahlian organisasi
Activities of membership activities

BAHAGIAN <i>DIVISION</i>	KUMPULAN <i>GROUP</i>	PERKARA <i>ITEM</i>	KETERANGAN <i>DESCRIPTION</i>
94	941		Aktiviti organisasi keahlian perniagaan, majikan dan profesional <i>Activities of business, employers and professional membership organizations</i>
		94110	Aktiviti keahlian organisasi perniagaan dan majikan <i>Activities of business and employers membership organizations</i>
		94120	Aktiviti keahlian organisasi profesional <i>Activities of professional membership organizations</i>
	942		Aktiviti kesatuan buruh <i>Activities of trade unions</i>
		94200	Aktiviti kesatuan buruh <i>Activities of trade unions</i>
	949		Aktiviti keahlian organisasi lain <i>Activities of other membership organizations</i>
		94910	Aktiviti organisasi keagamaan <i>Activities of religious organizations</i>
		94920	Aktiviti organisasi politik <i>Activities of political organizations</i>
		94990	Aktiviti keahlian organisasi lain t.t.t.l. <i>Activities of other membership organizations n.e.c.</i>

Pembaikan komputer dan barangan persendirian dan isi rumah
Repair of computers and personal and household goods

BAHAGIAN <i>DIVISION</i>	KUMPULAN <i>GROUP</i>	PERKARA <i>ITEM</i>	KETERANGAN <i>DESCRIPTION</i>
95	951		Pembaikan komputer dan peralatan komunikasi <i>Repair of computers and communication equipment</i>
		95111	Pembaikan peralatan elektronik <i>Repair of electronic equipment</i>
		95112	Pembaikan dan penyelenggaraan terminal komputer <i>Repair and maintenance of computer terminals</i>
		95113	Pembaikan dan penyelenggaraan hand-held computers (PDA's) <i>Repair and maintenance of hand-held computers (PDA's)</i>
		95121	Pembaikan dan penyelenggaraan telefon tanpa wayar <i>Repair and maintenance of cordless telephones</i>
		95122	Pembaikan dan penyelenggaraan telefon selular <i>Repair and maintenance of cellular phones</i>
		95123	Pembaikan dan penyelenggaraan peralatan carrier modems <i>Repair and maintenance of carrier equipment modems</i>
		95124	Pembaikan dan penyelenggaraan mesin faks <i>Repair and maintenance of fax machines</i>
		95125	Pembaikan dan penyelenggaraan peralatan transmisi komunikasi <i>Repair and maintenance of communications transmission equipment (e.g. routers, bridges, modems)</i>
		95126	Pembaikan dan penyelenggaraan radio dua hala <i>Repair and maintenance of two-way radios</i>
		95127	Pembaikan dan penyelenggaraan TV komersial dan kamera video <i>Repair and maintenance of commercial TV and video cameras</i>

PERKHIDMATAN PERSendirian & LAIN-LAIN AKTIVITI

PERSONAL SERVICES & OTHER ACTIVITIES

Pembaikan komputer dan barangan persendirian dan isi rumah

Repair of computers and personal and household goods

BAHAGIAN DIVISION	KUMPULAN GROUP	PERKARA ITEM	KETERANGAN DESCRIPTION
	952		Pembaikan barangan persendirian dan isi rumah <i>Repair of personal and household goods</i>
		95211	Pembaikan dan penyelenggaraan TV dan penerima radio <i>Repair and maintenance of television, radio receivers</i>
		95212	Pembaikan dan penyelenggaraan (VCR/ DVD/ VCD) <i>Repair and maintenance of (VCR/ DVD/ VCD)</i>
		95213	Pembaikan dan penyelenggaraan pemain CD <i>Repair and maintenance of CD players</i>
		95214	Pembaikan dan penyelenggaraan kamera video bagi isi rumah <i>Repair and maintenance of household-type video cameras</i>
		95221	Pembaikan dan penyenggaraan kelengkapan isi rumah <i>Repair and servicing of household appliances</i>
		95222	Pembaikan dan penyenggaraan peralatan rumah dan halaman <i>Repair and servicing of home and garden equipment</i>
		95230	Pembaikan kelengkapan kasut dan barangan kulit <i>Repair of footwear and leather goods</i>
		95240	Pembaikan perabot dan kelengkapan rumah <i>Repair of furniture and home furnishings</i>
		95291	Pembaikan basikal <i>Repair of bicycles</i>
		95292	Pembaikan dan pemindaan pakaian <i>Repair and alteration of clothing</i>
		95293	Pembaikan dan pemindaan barangan kemas <i>Repair and alteration of jewellery</i>
		95294	Pembaikan jam tangan, jam dan kelengkapannya <i>Repair of watches, clocks and their parts</i>
		95295	Pembaikan barangan sukan <i>Repair of sporting goods</i>
		95296	Pembaikan peralatan muzikal <i>Repair of musical instruments</i>
		95299	Pembaikan barangan persendirian dan isi rumah t.t.t.l. <i>Repair of other personal and household goods n.e.c.</i>

PERKHIDMATAN PERSENDIRIAN & LAIN-LAIN AKTIVITI

PERSONAL SERVICES & OTHER ACTIVITIES

Aktiviti perkhidmatan persendirian lain

Other personal service activities

BAHAGIAN DIVISION	KUMPULAN GROUP	PERKARA ITEM	KETERANGAN DESCRIPTION
96	960	96011	Pencucian dan cucian kering, menggosok <i>Laundering and dry-cleaning, pressing</i>
		96012	Mensyampo karpet dan permaidani, serta pengeringan dan cucian langsir sama ada di premis pengguna atau sebaliknya <i>Carpet and rug shampooing, and drapery and curtain cleaning, whether on clients' premises or not</i>
		96013	Penyediaan linen, baju seragam dan perkara berkaitan dengan cucian <i>Provision of linens, work uniforms and related items by laundries</i>
		96014	Perkhidmatan pembekalan pengalas <i>Diaper supply services</i>
		96020	Dandan rambut dan penjagaan kecantikan lain <i>Hairdressing and other beauty treatment</i>
		96031	Penyediaan pengurusan mayat untuk pengebumian atau pembakaran dan perkhidmatan pengawetan mayat <i>Preparing the dead for burial or cremation and embalming and morticians' services</i>
		96032	Perkhidmatan penyediaan pengebumian atau pembakaran <i>Providing burial or cremation services</i>
		96033	Penyewaan ruang yang lengkap dalam bilik pengebumian <i>Rental of equipped space in funeral parlours</i>
		96034	Penyewaan dan penjualan ruang kubur <i>Rental or sale of graves</i>
		96035	Penyelenggaraan kubur dan makam <i>Maintenance of graves and mausoleums</i>
		96091	Aktiviti sauna, mandian stim, salon mengurut <i>Activities of sauna, steam baths, massage salons</i>
		96092	Aktiviti astrologikal dan kerohanian <i>Astrological and spiritualists' activities</i>
		96093	Aktiviti sosial seperti perkhidmatan pengiring, temujanji dan biro perkahwinan <i>Social activities such as escort services, dating services, services of marriage bureaux</i>
		96094	Perkhidmatan jagaan haiwan <i>Pet care services</i>
		96095	Organisasi genealogikal <i>Genealogical organizations</i>
		96096	Pengilat kasut, porter, valet memakir kereta <i>Shoe shiners, porters, valet car parkers</i>
		96097	Operasi konsensi bagi perkhidmatan mesin duit syiling untuk kegunaan persendirian <i>Concession operation of coin-operated personal service machines</i>
		96099	Aktiviti perkhidmatan lain t.t.t.l. <i>Other service activities n.e.c.</i>

MAKLUMAT LANJUT BERKAITAN PENERBITAN INI BOLEH DIRUJUK DI JABATAN PERANGKAAN NEGERI SEPERTI BERIKUT:
FURTHER INFORMATION RELATED TO THIS PUBLICATION CAN BE REFERRED TO STATE OFFICES AS FOLLOWS:

Pengarah,
Jabatan Perangkaan Malaysia Negeri Johor,
Tingkat 14, Menara Tabung Haji,
Jalan Air Molek,
80000 Johor Bahru, Johor.
Tel : 07 - 225 3700
Faks : 07 - 224 9972
E-mel : jjjohor@dosm.gov.my

Pengarah,
Jabatan Perangkaan Malaysia Negeri Perak,
Tingkat 3, Blok A, Bangunan Persekutuan Ipoh,
Jalan Dato' Seri Ahmad Said (Greentown)
30450 Ipoh, Perak
Tel : 05 - 255 4963
Faks : 05 - 255 1073
E-mel : jjperak@dosm.gov.my

Pengarah,
Jabatan Perangkaan Malaysia Negeri Kedah,
Aras 1, Zon C, Wisma Persekutuan,
Pusat Pentadbiran Kerajaan Persekutuan,
Bandar Muadzam Shah,
06550 Anak Bukit, Alor Setar, Kedah
Tel : 04 - 700 1240
Faks : 04 - 733 8412
E-mel : jpkedah@dosm.gov.my

Pengarah,
Jabatan Perangkaan Malaysia Negeri Perlis,
Tingkat 1, Bangunan Perodua Kangar,
No. 2, Persiaran Jubli Perak,
01000 Kangar,
Perlis
Tel : 04 - 976 7381
Faks : 04 - 976 8950
E-mel : jpperlis@dosm.gov.my

Pengarah,
Jabatan Perangkaan Malaysia Negeri Kelantan,
Tingkat 8, Bangunan Persekutuan,
Jalan Bayam,
15514 Kota Bharu, Kelantan.
Tel : 09 - 7419449
Faks : 09 - 7482142
E-mel : jpkelantan@dosm.gov.my

Pengarah,
Jabatan Perangkaan Malaysia Negeri Selangor,
Tingkat 9, Bangunan Darul Ehsan,
Jalan Indah, Seksyen 14,
40000 Shah Alam, Selangor
Tel : 03 - 5515 0200
Faks : 03 - 5518 0408
E-mel : jpselangor@dosm.gov.my

Pengarah,
Jabatan Perangkaan Malaysia Negeri Melaka,
Aras 7 & 8, Wisma Persekutuan,
Jalan MITC, Hang Tuah Jaya,
75450 Ayer Keroh, Melaka.
Tel : 06 - 252 2725
Faks : 06 - 252 2711
E-mel : jpmelaka@dosm.gov.my

Pengarah,
Jabatan Perangkaan Malaysia Negeri Terengganu,
Tingkat 9, Wisma Persekutuan,
Jalan Sultan Ismail,
20200 Kuala Terengganu, Terengganu.
Tel : 09 - 622 3062
Faks : 09 - 622 9659
E-mel : admin_jptrg@dosm.gov.my

Pengarah,
Jabatan Perangkaan Malaysia Negeri Sembilan,
Tingkat 12, Wisma Persekutuan,
Jalan Dato' Abdul Kadir,
70000 Seremban, Negeri Sembilan.
Tel : 06 - 765 5000
Faks : 06 - 765 5002
E-mel : jpnsembilan@dosm.gov.my

Pengarah,
Jabatan Perangkaan Malaysia Negeri Sabah,
Tingkat 1-3, Blok C, Kompleks Pentadbiran
Kerajaan Persekutuan Sabah, Jalan UMS,
Beg Berkunci No. 2046, 88999 Kota Kinabalu, Sabah.
Tel : 088 - 484 602
Faks : 088 - 484 659
E-mel : jpsabah@dosm.gov.my

Pengarah,
Jabatan Perangkaan Malaysia Negeri Pahang,
Tingkat 7, Bangunan Persekutuan,
Jalan Gambut,
25000 Kuantan, Pahang.
Tel : 09 - 516 3931/ 7
Faks : 09 - 514 4636
E-mel : jppahang@dosm.gov.my

Pengarah,
Jabatan Perangkaan Malaysia Negeri Sarawak,
Tingkat 7 & 8, Bangunan Tun Datuk Patinggi
Tuanku Haji Bujang, Jalan Simpang Tiga,
93514 Kuching, Sarawak.
Tel : 082 - 240 287
Faks : 082 - 242 609
E-mel : sarawak@dosm.gov.my

Pengarah,
Jabatan Perangkaan Malaysia Negeri Pulau
Pinang,
Tingkat 6, Bangunan Persekutuan,
10400, Jalan Anson, Pulau Pinang.
Tel : 04 - 226 6244
Faks : 04 - 229 9499
E-mel : jppulaupinang@dosm.gov.my

Pengarah,
Jabatan Perangkaan Malaysia
Wilayah Persekutuan,
Tingkat 14 & 15, Wisma FGV, Jalan Raja Laut,
50350 Kuala Lumpur.
Tel : 03 - 2267 2400
Faks : 03 - 2691 0639
E-mel : jpwpl@dosm.gov.my

ISSN 0128-1445



9 770128 144009



www.dosm.gov.my



@StatsMalaysia