



KEMENTERIAN EKONOMI
JABATAN PERANGKAAAN MALAYSIA

PERANGKAAAN GETAH BULANAN MONTHLY RUBBER STATISTICS

JANUARI/JANUARY **2024**



JABATAN PERANGKAAAN MALAYSIA
DEPARTMENT OF STATISTICS MALAYSIA



KEMENTERIAN EKONOMI
JABATAN PERANGKAAN MALAYSIA

JANUARI JANUARY 2024

PERANGKAAN GETAH BULANAN MONTHLY RUBBER STATISTICS

Pemakluman

Jabatan Perangkaan Malaysia (DOSM) telah melancarkan OpenDOSM NextGen sebagai medium yang menyediakan katalog data dan visualisasi bagi memudahkan pengguna menganalisis pelbagai data dan boleh diakses melalui portal <https://open.dosm.gov.my>.

DOSM akan menjalankan Banci Pertanian pada tahun 2024. Mohon layari <https://www.myagricencus.gov.my> untuk maklumat lanjut. Tema adalah "Banci Pertanian, Kunci Kemajuan Pertanian."

Kerajaan Malaysia telah mengisytiharkan Hari Statistik Negara (MyStats Day) pada 20 Oktober setiap tahun. Tema sambutan MyStats Day adalah "Statistik Nadi Kehidupan".

Pangkalan Data Utama (PADU) telah dilancarkan pada 2 Januari 2021. PADU mengandungi profil individu dan isi rumah meliputi warganegara dan pemastautin tetap di Malaysia. Matlamat utama PADU untuk memastikan rakyat Malaysia tidak tercalar daripada setiap inisiatif berpaksikan rakyat yang dilaksanakan oleh Kerajaan. Dimohon kerjasama untuk mendaftar dan mengemaskini PADU sebelum 31 Mac 2024. Sila layari <https://www.padu.gov.my> bagi maklumat lanjut berkaitan PADU atau menghubungi talian hotline berikut:

- i) Jabatan Perangkaan Malaysia : 1-800-88-7720 / 1-800-88-7721
- ii) Pertanyaan secara online melalui SISPA : <https://padu.spab.gov.my>

Announcement

Department of Statistics Malaysia (DOSM) has launched OpenDOSM NextGen as a medium that provides a catalog of data and visualisations to facilitate users' analysis various data and can be accessed through <https://open.dosm.gov.my>.

The Department of Statistics Malaysia (DOSM) will conduct the Agricultural Census in 2024. Please visit <https://www.myagricencus.gov.my> for more information. The theme is "Agriculture Census, Key to Agriculture Development."

The Government of Malaysia has declared National Statistics Day (MyStats Day) on October 20th each year. MyStats Day theme is "Statistics is the Essence of Life".

The Central Database (PADU) was launched on 2 January 2024. PADU contains individual and household profiles covering citizens and permanent residents of Malaysia. The main goal of PADU is to ensure that Malaysians are not left behind from citizen centric initiatives implemented by the Government. Your kind cooperation is requested to register and update PADU by 31 March 2024. Please visit <https://www.padu.gov.my> for more information related to PADU or contact the following hotlines:

- i) Department of Statistics Malaysia : 1-800-88-7720 / 1-800-88-7721*
- ii) Online Enquiries through SISPA : <https://padu.spab.gov.my>*

JABATAN PERANGKAAN MALAYSIA
DEPARTMENT OF STATISTICS MALAYSIA

Diterbitkan dan dicetak oleh / *Published and printed by:*

Jabatan Perangkaan Malaysia
Department of Statistics Malaysia

Blok C6 & C7, Kompleks C,
Pusat Pentadbiran Kerajaan Persekutuan,
62514 Putrajaya,
MALAYSIA

Tel. : 03-8885 7000
Faks : 03-8888 9248
Portal : <https://www.dosm.gov.my>
Facebook / X / Instagram/ Youtube : StatsMalaysia
E-mel / *E-mail* : info@dosm.gov.my (pertanyaan umum / *general enquiries*)
data@dosm.gov.my (pertanyaan & permintaan data / *data request & enquiries*)
Harga / *Price* : RM5.00

Diterbitkan pada Mac 2024/ *Published on March 2024*

Hakcipta terpelihara / *All rights reserved.*

Tiada bahagian daripada terbitan ini boleh diterbitkan semula, disimpan untuk pengeluaran atau ditukar dalam apa-apa bentuk atau alat apa jua pun kecuali setelah mendapat kebenaran daripada Jabatan Perangkaan Malaysia.

Pengguna yang mengeluarkan sebarang maklumat dari terbitan ini sama ada yang asal atau diolah semula hendaklah meletakkan kenyataan berikut:

“Sumber : Jabatan Perangkaan Malaysia”.

No part of this publication may be reproduced or distributed in any form or by any means or stored in data base without the prior written permission from Department of Statistics, Malaysia. Users reproducing content of this publication with or without adaptation should quote the following:

“Source : Department of Statistics, Malaysia.”

ISSN 1675 - 4344

KATA PENGANTAR

Perangkaan Getah Bulanan, Malaysia, Januari 2024 merupakan penerbitan bulanan yang memaparkan statistik pengeluaran, import, eksport, penggunaan domestik, stok, harga, bilangan pekerja, gaji & upah dan produktiviti bagi estet getah berdasarkan Banci Getah Bulanan yang dilaksanakan oleh Jabatan Perangkaan Malaysia. Statistik ini merupakan petunjuk penting untuk dijadikan sebagai input yang bermanfaat kepada penyelidik, agensi kerajaan dan pembuat dasar bagi merancang, memantau serta menilai prestasi industri getah di Malaysia.

Ringkasan penemuan serta jadual statistik yang terperinci turut dimuatkan dalam penerbitan ini manakala aspek teknikal seperti skop & liputan, konsep dan definisi dinyatakan dalam nota teknikal bagi membantu pengguna memahami statistik yang diterbitkan.

Jabatan merakamkan setinggi-tinggi penghargaan atas kerjasama yang diberikan oleh responden dan juga semua pihak yang telah terlibat dalam penyediaan penerbitan ini. Setiap maklum balas dan cadangan penambahbaikan penerbitan pada masa akan datang amat dihargai.

DATO' SRI DR. MOHD UZIR MAHIDIN

Ketua Perangkawan Malaysia

Mac 2024

PREFACE

Monthly Rubber Statistics, Malaysia, January 2024 is a monthly publication that shows statistics on production, imports, exports, domestic consumption, stocks, prices, number of employees, salaries & wages and productivity of rubber estates based on Monthly Rubber Census conducted by the Department of Statistics Malaysia. These statistics are important indicators as invaluable inputs to researches, government agencies and policy makers in planning, monitoring and evaluating the performance of rubber industry in Malaysia.

Summary of findings and detailed statistical tables are also included in this publication while the technical aspects on scope & coverage, concepts and definitions are stated in the technical notes to assist users to understand the published statistics.

The Department gratefully acknowledges the cooperation rendered by the respondents as well as all parties involved in the preparation of this publication. Every feedback and suggestion towards improving future publication is highly appreciated.

DATO' SRI DR. MOHD UZIR MAHIDIN

Chief Statistician Malaysia

March 2024

KANDUNGAN

CONTENTS

	Muka surat <i>Page</i>
Kata pengantar <i>Preface</i>	i
Senarai jadual statistik <i>List of statistical tables</i>	iv
Kalendar awalan keluaran 2023/2024 <i>Advance release calendar 2023/2024</i>	v
Infografik <i>Infographics</i>	viii
Pengeluaran getah asli mengikut negara pengeluar, 2019-2023 <i>Production of natural rubber by producing countries, 2019-2023</i>	xii
Perangkaan getah mengikut negara pengeluar, Januari 2024 <i>Rubber statistics by producing countries, January 2024</i>	xii
Perangkaan utama getah, Malaysia, Januari 2024 <i>Principal statistics of rubber, Malaysia, January 2024</i>	xvi
Pengeluaran, eksport, import, penggunaan domestik dan stok bulanan bagi getah asli 2022-2024 <i>Monthly production, exports, imports, domestic consumption and stocks of natural rubber 2021-2023</i>	xvi
Ringkasan penemuan <i>Summary of findings</i>	1
Jadual statistik <i>Statistical tables</i>	15
Nota teknikal <i>Technical notes</i>	31

SENARAI JADUAL STATISTIK LIST OF STATISTICAL TABLES

Jadual Tables	Muka surat Page
1 Penawaran dan permintaan getah asli <i>Supply and demand of natural rubber</i>	15
2 Pengeluaran getah asli mengikut hak milik <i>Production of natural rubber by ownership</i>	16
3 Eksport getah asli mengikut jenis terpilih <i>Exports of natural rubber by selected type</i>	17
4 Eksport getah asli mengikut negara yang dituju <i>Exports of natural rubber by country of destination</i>	18
5 Eksport Getah Mutu Malaysia (G.M.M.) mengikut gred <i>Exports of Standard Malaysian Rubber (S.M.R.) by grade</i>	20
6 Import getah asli mengikut jenis terpilih <i>Imports of natural rubber by selected type</i>	21
7 Import getah asli mengikut negara asal <i>Imports of natural rubber by country of origin</i>	22
8 Stok getah asli pada akhir bulan mengikut banci <i>Stocks of natural rubber held at the end of the month by census</i>	23
9 Pengeluaran dan stok lateks pekat <i>Production and stocks of Concentrated Latex</i>	23
10 Penggunaan domestik getah asli mengikut industri <i>Domestic consumption of natural rubber by industry</i>	24
11 Harga purata bulanan bagi getah asli <i>Average monthly price of natural rubber</i>	25
12 Guna tenaga dan gaji & upah dibayar mengikut kategori pekerja di estet getah <i>Employment and salaries & wages paid in rubber estates by category of workers</i>	26
13 Produktiviti pengeluaran dan penoreh bagi estet getah <i>Productivity of production and tappers in rubber estates</i>	27
14 Pengeluaran, keluasan ditoreh dan purata bilangan hari menoreh bagi estet getah mengikut negeri <i>Production, tapped area and average number of tapping days in rubber estates by states</i>	28

KALENDAR AWALAN KELUARAN 2023/2024
ADVANCE RELEASE CALENDAR 2023/2024

<p>Tarikh Keluaran <i>Release Date</i></p> <p>• 12.01.2024</p> <p>November <i>November</i> 2023</p>	<p>Tarikh Keluaran <i>Release Date</i></p> <p>• 9.02.2024</p> <p>Disember <i>December</i> 2023</p>	<p>Tarikh Keluaran <i>Release Date</i></p> <p>• 12.03.2024</p> <p>Januari <i>January</i> 2024</p>
<p>Tarikh Keluaran <i>Release Date</i></p> <p>• 5.04.2024</p> <p>Februari <i>February</i> 2024</p>	<p>Tarikh Keluaran <i>Release Date</i></p> <p>• 13.05.2024</p> <p>Mac <i>March</i> 2024</p>	<p>Tarikh Keluaran <i>Release Date</i></p> <p>• 11.06.2024</p> <p>April <i>April</i> 2024</p>
<p>Tarikh Keluaran <i>Release Date</i></p> <p>• 12.07.2024</p> <p>Mei <i>May</i> 2024</p>	<p>Tarikh Keluaran <i>Release Date</i></p> <p>• 12.08.2024</p> <p>Jun <i>June</i> 2024</p>	<p>Tarikh Keluaran <i>Release Date</i></p> <p>• 11.09.2023</p> <p>Julai <i>July</i> 2024</p>
<p>Tarikh Keluaran <i>Release Date</i></p> <p>• 10.10.2024</p> <p>Ogos <i>August</i> 2024</p>	<p>Tarikh Keluaran <i>Release Date</i></p> <p>• 12.11.2024</p> <p>September <i>September</i> 2024</p>	<p>Tarikh Keluaran <i>Release Date</i></p> <p>• 12.12.2024</p> <p>Oktober <i>October</i> 2024</p>



INFOGRAFIK

INFOGRAPHICS

Muka surat ini sengaja dibiarkan kosong
This page is deliberately left blank



KEMENTERIAN EKONOMI
JABATAN PERANGKAAAN MALAYSIA



@StatsMalaysia



**BANCI 2024
PERTANIAN**
KUNCI KEMAJUAN PERTANIAN



**MALAYSIA
MADANI**
P.A.D.U.
PANDUAN DATA UTAMA

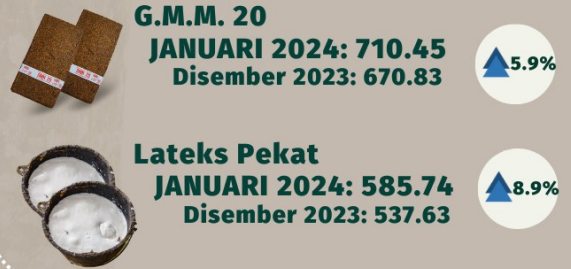


PERANGKAAAN GETAH BULANAN, JANUARI 2024

PENGELUARAN GETAH ASLI ▼-0.2%

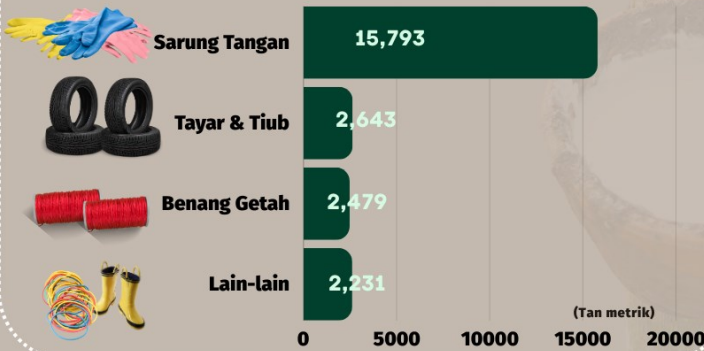


HARGA PURATA (sen/kg)



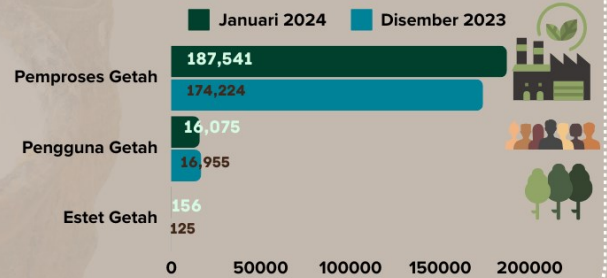
PENGGUNAAN DOMESTIK ▼-6.3%

JANUARI 2024 : 23,533^P tan metrik
Disember 2023: 25,118 tan metrik




STOK

JANUARI 2024 : 203,772^P tan metrik ▲6.5%
Disember 2023: 191,304 tan metrik




IMPORT

JANUARI 2024 : 114,797^P tan metrik ▼-12.8%
Disember 2023: 131,629 tan metrik



EKSPORT

JANUARI 2024 : 43,111^P tan metrik ▼-5.4%
Disember 2023: 45,591 tan metrik



Negara Utama

Nota : ▲▼ perubahan bulan ke bulan : P = Data awalan : G.M.M. = Getah Mutu Malaysia

Sumber: Perangkaan Getah Bulanan Januari 2024, Jabatan Perangkaan Malaysia (DOSM)



MINISTRY OF ECONOMY
DEPARTMENT OF STATISTICS MALAYSIA



@StatsMalaysia

AGRICULTURE
CENSUS 2024
KEY TO AGRICULTURAL DEVELOPMENT

MALAYSIA MADANI
P.A.D.U.
BERSAMA SAMA MELAKSANAKAN TRANSFORMASI



MONTHLY RUBBER STATISTICS, JANUARY 2024

PRODUCTION of NATURAL RUBBER

-0.2%



AVERAGE PRICE (cent/kg)



S.M.R. 20

JANUARY 2024: 710.45
December 2023: 670.83

▲5.9%



Concentrated Latex

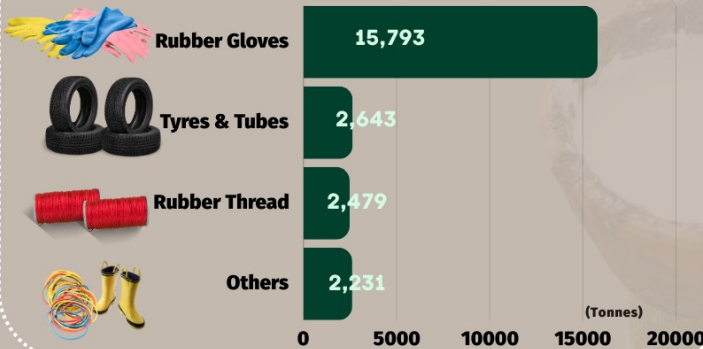
JANUARY 2024: 585.74
December 2023: 537.63

▲8.9%

DOMESTIC CONSUMPTION

JANUARY 2024 : 23,533^P tonnes
December 2023: 25,118 tonnes

▼-6.3%



STOCKS

JANUARY 2024 : 203,772^P tonnes
December 2023: 191,304 tonnes


▲6.5%



IMPORTS

JANUARY 2024 : 114,797^P tonnes
December 2023: 131,629 tonnes

▼-12.8%




Main countries

EXPORTS


JANUARY 2024 : 43,111^P tonnes
December 2023: 45,591 tonnes

▼-5.4%



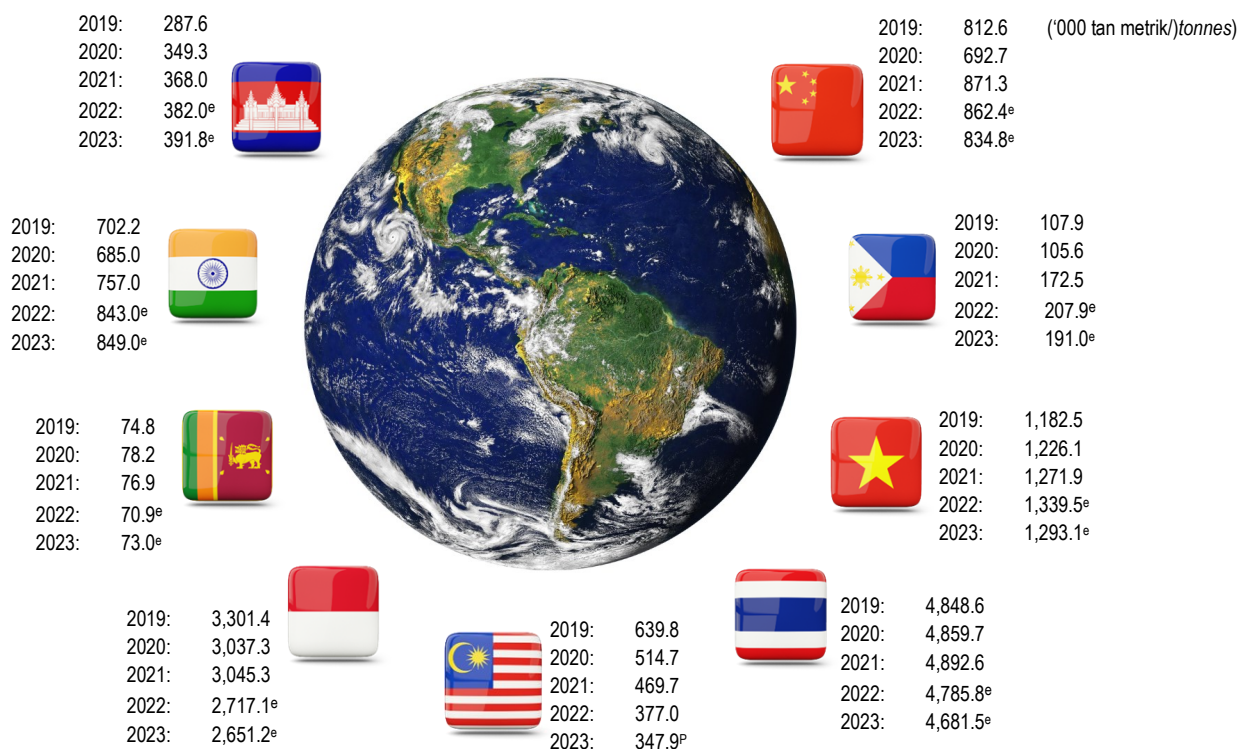
Note : ▲▼ change month on month : P = Preliminary : S.M.R = Standard Malaysian Rubber

Source: Monthly Rubber Statistics January 2024, Department of Statistics Malaysia (DOSM)



NEGARA PENGELUAR GETAH ASLI
PRODUCING COUNTRIES OF
NATURAL RUBBER

PENGELUARAN GETAH ASLI MENGIKUT NEGARA PENGELUAR*, 2019-2023 PRODUCTION OF NATURAL RUBBER BY PRODUCING COUNTRIES*, 2019-2023



Nota/Notes:

* Association of Natural Rubber Producing Countries (ANRPC)

^P: Awalan/Provisional

^e: Anggaran / Estimate

Sumber: Kementerian Perladangan dan Komoditi

Source: Ministry of Plantation and Commodities

PERANGKAPAN GETAH MENGIKUT NEGARA PENGELUAR*, JANUARI 2024 RUBBER STATISTICS BY PRODUCING COUNTRIES*, JANUARY 2024

('000 tan metrik/tonnes)

Negara Country	Pengeluaran Production	Penggunaan Consumption	Eksport Export
Cambodia	41.5 ^e	-	41.1 ^e
P.R.China	0.9 ^e	578.0 ^e	4.2 ^e
India	107.1 ^e	115.3 ^e	0.5 ^e
Indonesia	210.9 ^e	61.6 ^e	173.4 ^e
Malaysia	30.3 ^P	23.5 ^P	43.1 ^P
Philippines	10.1 ^e	2.4 ^e	17.6 ^e
Sri Lanka	4.0 ^e	9.5 ^e	1.1 ^e
Thailand	519.2 ^e	133.0 ^e	366.7 ^e
Viet Nam	80.0 ^e	31.0 ^e	196.5 ^e

Nota/Notes:

* Association of Natural Rubber Producing Countries (ANRPC)

^P: Awalan / Provisional

^e: Anggaran / Estimate

Sumber: Kementerian Perladangan dan Komoditi

Source: Ministry of Plantation and Commodities

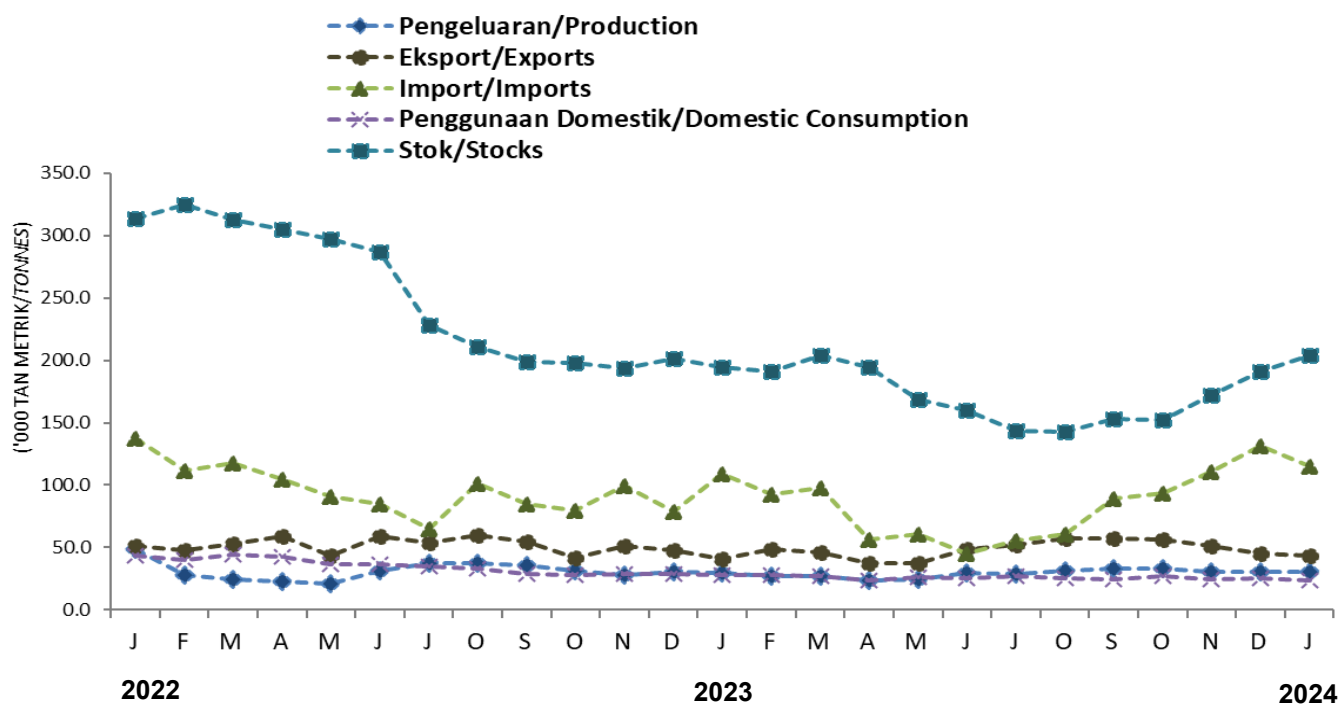


PERANGKAAN UTAMA GETAH
PRINCIPAL STATISTICS OF RUBBER

PERANGKAAAN UTAMA GETAH, MALAYSIA, JANUARI 2024
PRINCIPAL STATISTICS OF RUBBER, MALAYSIA, JANUARY 2024

Perangkaan Utama Principal Statistics	Januari January 2023	Disember December 2023	Januari January 2024	Perubahan bulan ke bulan Jan. 2024/Dis. 2023 Change month-on-month Jan. 2024/Dec. 2023 (%)	Perubahan tahun ke tahun Jan. 2024/Jan. 2023 Change year-on-year Jan. 2024/Jan. 2023 (%)
Pengeluaran / Production (tan metrik / tonnes)	29,451	30,342	30,273	▼ -0.2	▲ 2.8
Eksport / Exports (tan metrik / tonnes)	40,867	45,591	43,111	▼ -5.4	▲ 5.5
Import / Imports (tan metrik / tonnes)	109,245	131,629	114,797	▼ -12.8	▲ 5.1
Penggunaan domestik Domestic consumption (tan metrik / tonnes)	27,817	25,118	23,533	▼ -6.3	▼ -15.4
Stok akhir / Closing stocks (tan metrik / tonnes)	194,563	191,304	203,772	▲ 6.5	▲ 4.7
Bil. pekerja bergaji (estet) Number of paid workers (estate)	9,918	9,245	8,263	▼ -10.6	▼ -16.7
Gaji & upah (RM'000) (estet) Salaries & wages (RM'000) (estate)	18,179	18,100	17,345	▼ -4.2	▼ -4.6

**PENGELUARAN, EKSPORT, IMPORT, PENGGUNAAN DOMESTIK DAN
STOK BULANAN BAGI GETAH ASLI 2022-2024**
**MONTHLY PRODUCTION, EXPORTS, IMPORTS, DOMESTIC CONSUMPTION AND
STOCK OF NATURAL RUBBER 2022-2024**



Muka surat ini sengaja dibiarkan kosong
This page is deliberately left blank



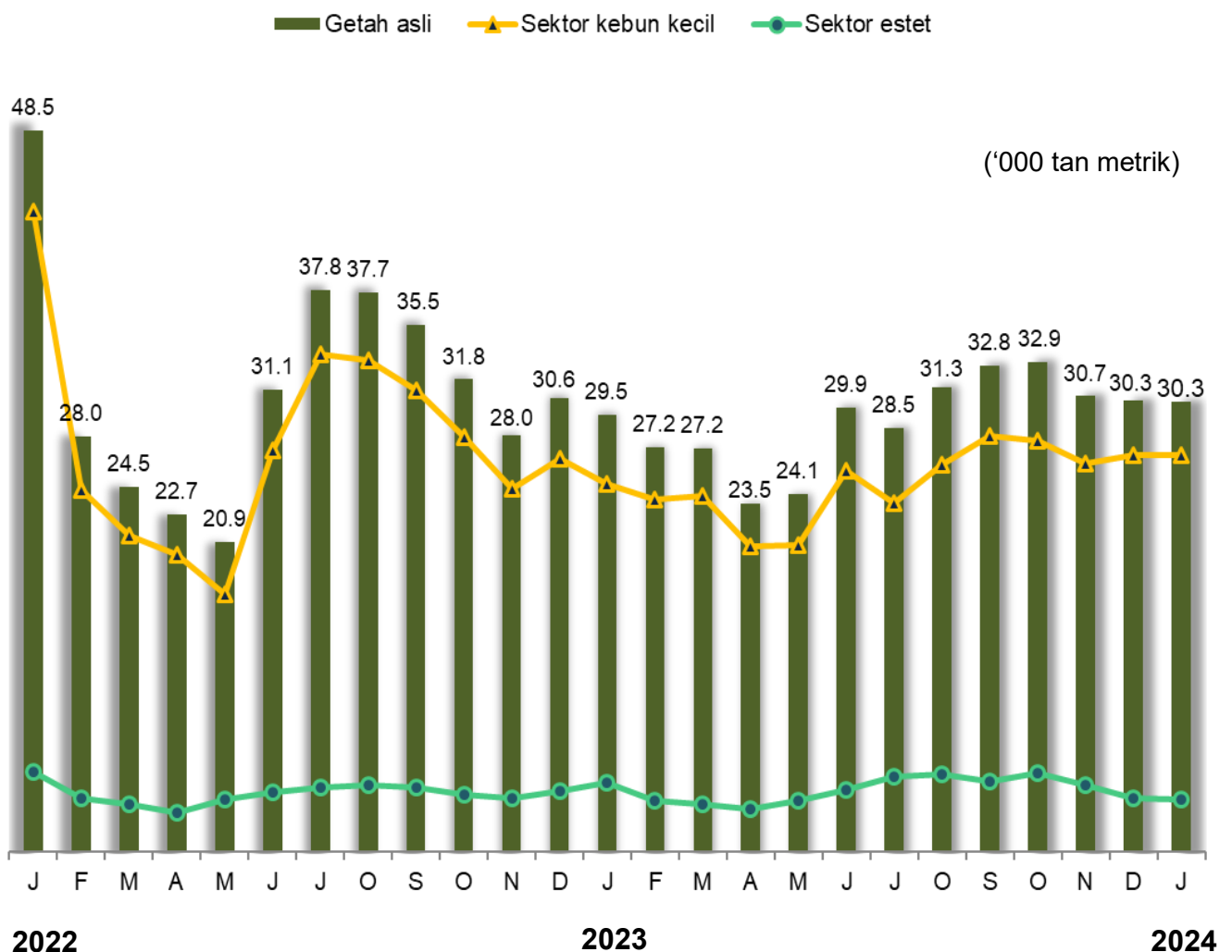
RINGKASAN PENEMUAN
SUMMARY OF FINDINGS

PERANGKAAAN GETAH BULANAN MALAYSIA, JANUARI 2024[#]

1. PENGELUARAN

Pengeluaran getah asli Malaysia pada Januari 2024 berjumlah 30,273 tan metrik, meningkat sebanyak 2.8 peratus berbanding 29,451 tan metrik pada Januari 2023 dan menunjukkan penurunan sebanyak 0.2 peratus dari bulan sebelumnya. Sektor kebun kecil merupakan penyumbang utama pengeluaran getah asli iaitu 88.3 peratus. Pengeluaran sektor kebun kecil meningkat sebanyak 7.9 peratus manakala pengeluaran di estet pula menurun 24.3 peratus berbanding Januari 2023.

Carta 1: Pengeluaran getah bulanan di estet dan kebun kecil



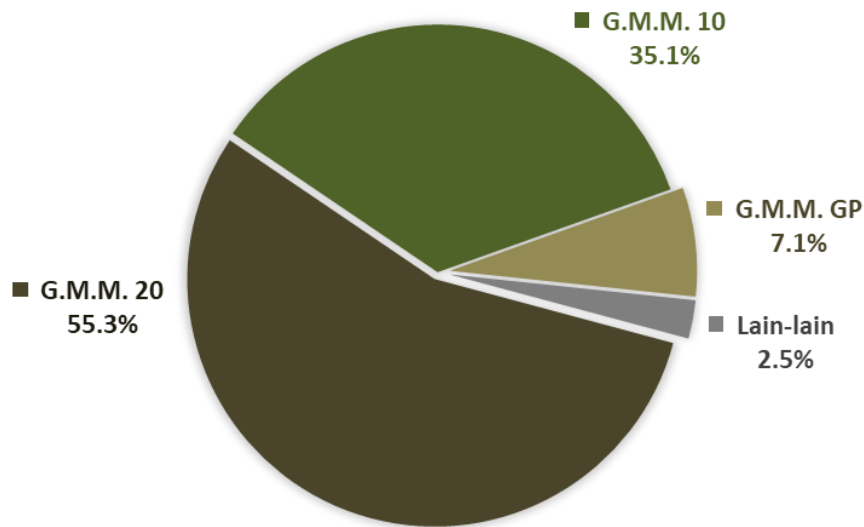
Nota #:

- Laporan ini boleh diperoleh daripada portal Jabatan Perangkaan Malaysia (<https://www.dosm.gov.my>) di bawah ruangan: **Siaran Terkini**.
- Data bagi bulan Januari 2024 merupakan data **awalan**. Data ini akan dikemas kini berdasarkan data terkini yang diperoleh dan akan diterbitkan dalam penerbitan Februari 2024.

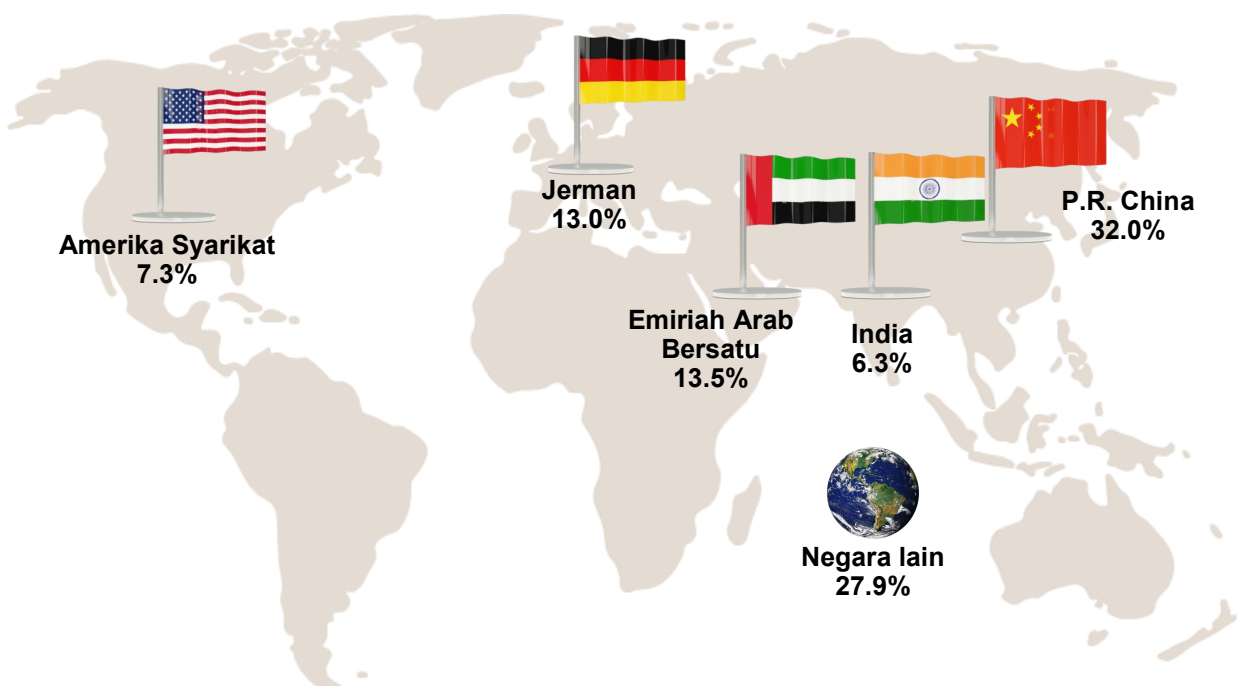
2. EKSPORT

Eksport getah asli pada Januari 2024 adalah 43,111 tan metrik, meningkat 5.5 peratus dari 40,867 tan metrik pada bulan yang sama tahun sebelumnya serta menunjukkan penurunan 5.4 peratus berbanding 45,591 tan metrik pada Disember 2023. Getah Mutu Malaysia (G.M.M.) menyumbang 97.6 peratus daripada jumlah eksport getah asli dimana G.M.M. 20 merupakan eksport tertinggi iaitu 23,274 tan metrik (55.3%) seperti di Carta 2.

Carta 2: Eksport Getah Mutu Malaysia (G.M.M) mengikut gred, Januari 2024



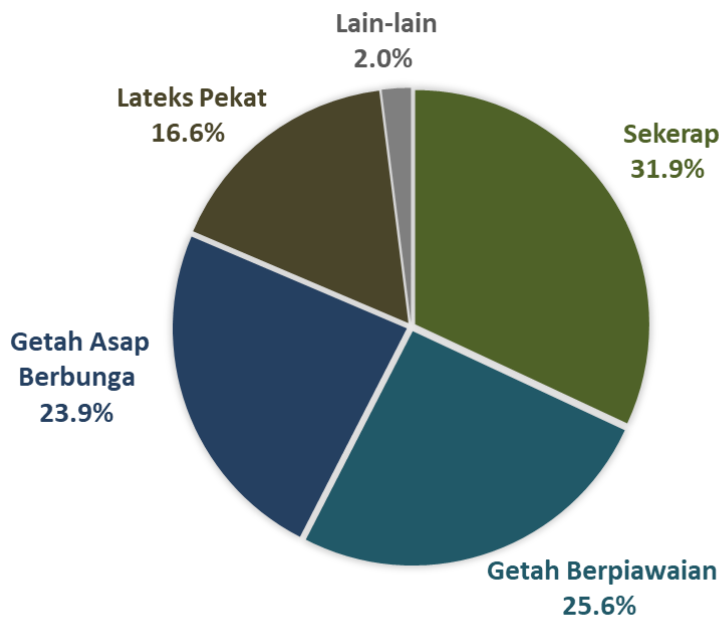
Carta 3: Destinasi utama eksport getah asli, Januari 2024



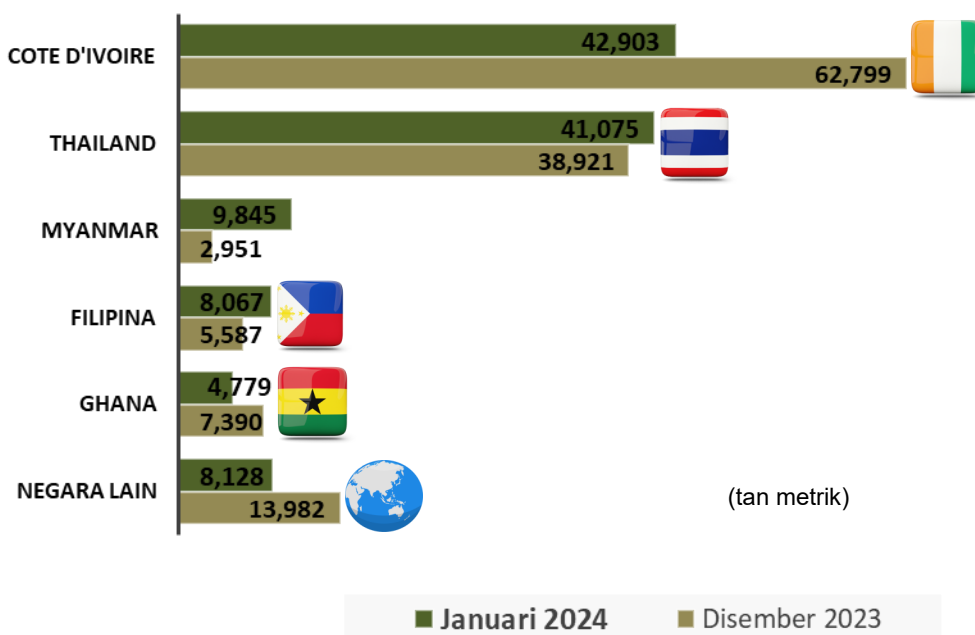
3. IMPORT

Import getah asli pada Januari 2024 adalah 114,797 tan metrik berbanding 109,245 tan metrik pada Januari 2023, meningkat sebanyak 5.1 peratus. Perbandingan bulan ke bulan pula menunjukkan penurunan sebanyak 12.8 peratus. Jenis getah asli utama yang diimport adalah Sekerap (36,667 tan metrik) dan Getah Berpiawaian (29,384 tan metrik). Getah asli diimport terutamanya dari Thailand berjumlah 41,075 tan metrik.

Carta 4: Import getah asli mengikut jenis, Januari 2024



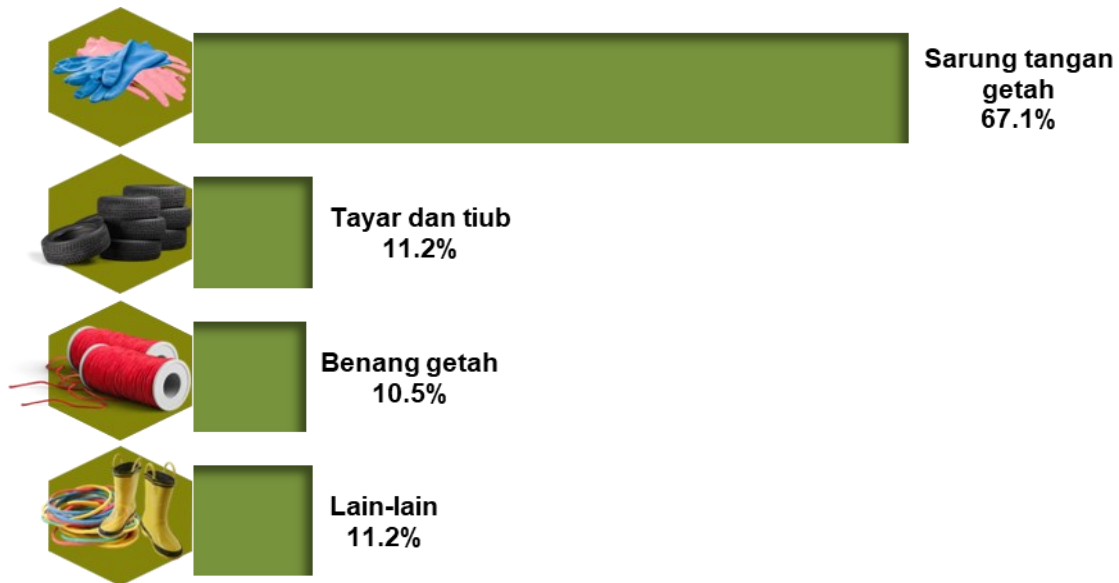
Carta 5: Import getah asli dari negara utama, Januari 2024



4. PENGGUNAAN DOMESTIK

Penggunaan domestik getah asli pada Januari 2024 ialah 23,533 tan metrik, menurun 15.4 peratus berbanding 27,817 tan metrik pada Januari 2023. Perbandingan bulan ke bulan juga menunjukkan penurunan 6.3 peratus berbanding 25,118 tan metrik pada bulan sebelumnya. Industri sarung tangan getah merupakan industri utama bagi penggunaan getah asli iaitu 15,793 tan metrik (67.1%).

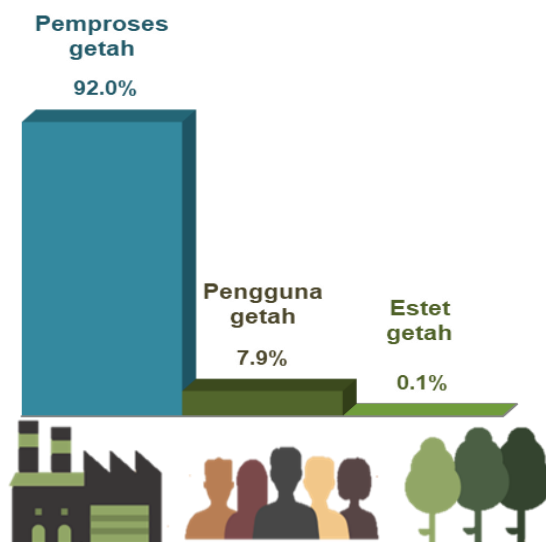
Carta 6: Penggunaan domestik getah asli mengikut produk, Januari 2024



5. STOK

Stok getah asli meningkat 4.7 peratus pada Januari 2024 kepada 203,772 tan metrik berbanding 194,563 tan metrik yang dicatatkan pada Januari 2023. Perbandingan bulan ke bulan pula menunjukkan stok meningkat sebanyak 6.5 peratus.

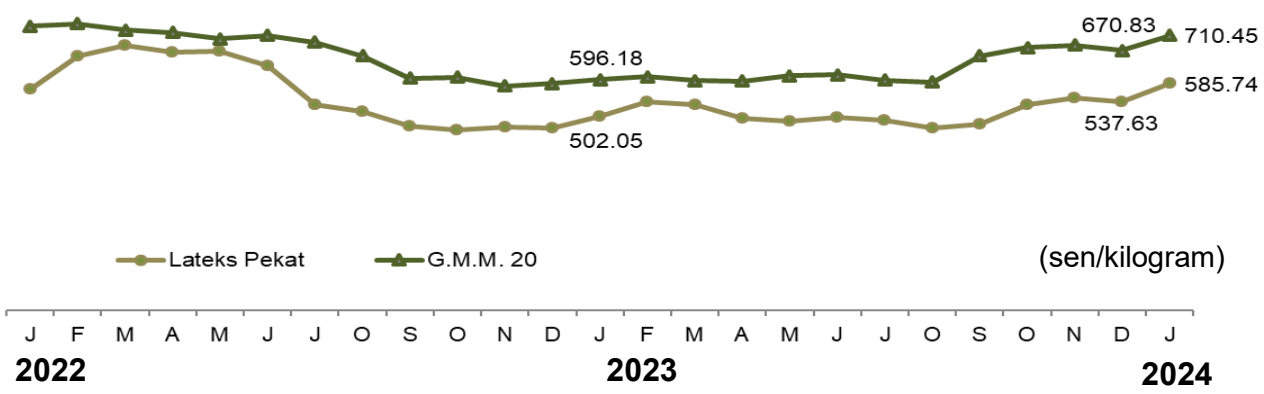
Carta 7: Stok getah asli pada akhir bulan Januari 2024



6. HARGA PURATA BULANAN SEKILOGRAM (Sebut Harga Pada Waktu Tengah Hari - "F.O.B.")

Harga purata bulanan G.M.M. 20 pada Januari 2024 adalah 710.45 sen sekilogram, meningkat 19.2 peratus berbanding 596.18 sen sekilogram pada Januari 2023 dan turut menunjukkan peningkatan 5.9 peratus berbanding 670.83 sen sekilogram pada bulan sebelumnya. Harga purata bulanan bagi Lateks Pekat pada Januari 2024 adalah 585.74 sen sekilogram, meningkat 16.7 peratus dari 502.05 sen sekilogram pada bulan yang sama tahun lalu dan turut mencatatkan peningkatan 8.9 peratus berbanding 537.63 sen sekilogram pada Disember 2023.

Carta 8: Harga purata bulanan (sebut harga pada waktu tengah hari "F.O.B") bagi G.M.M. 20 dan Lateks Pekat



7. GUNA TENAGA DI ESTET

Seramai 8,263 pekerja bergaji direkodkan pada akhir Januari 2024 dengan penurunan sebanyak 16.7 peratus dari Januari 2023 dan menurun 10.6 peratus (9,245 pekerja bergaji) berbanding bulan sebelumnya. Gaji & upah menurun 4.6 peratus kepada RM17.3 juta dari RM18.2 juta pada Januari 2023, manakala perbandingan bulan ke bulan pula menunjukkan trend yang sama iaitu penurunan sebanyak 4.2 peratus.

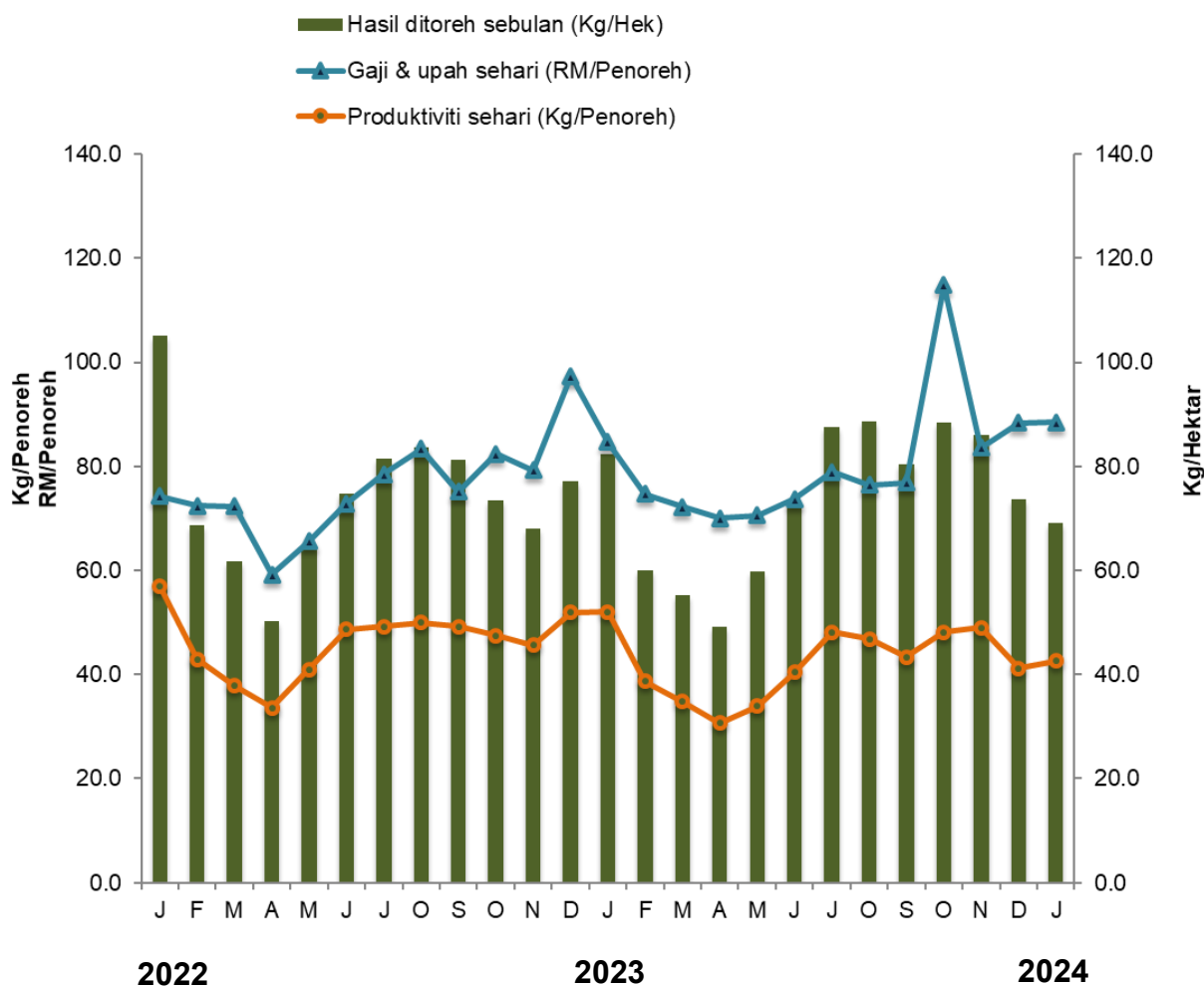
Carta 9: Bilangan pekerja dan jumlah gaji & upah, Januari 2024



8. PRODUKTIVITI DI ESTET

Produktiviti pengeluaran getah asli di estet adalah 69.1 kilogram sehektar pada Januari 2024, menurun sebanyak 16.1 peratus berbanding Januari 2023. Perbandingan bulan ke bulan juga menunjukkan produktiviti menurun sebanyak 6.3 peratus dari 73.7 kilogram sehektar.

Carta 10: Produktiviti hasil ditoreh bulanan dan produktiviti penoreh sehari

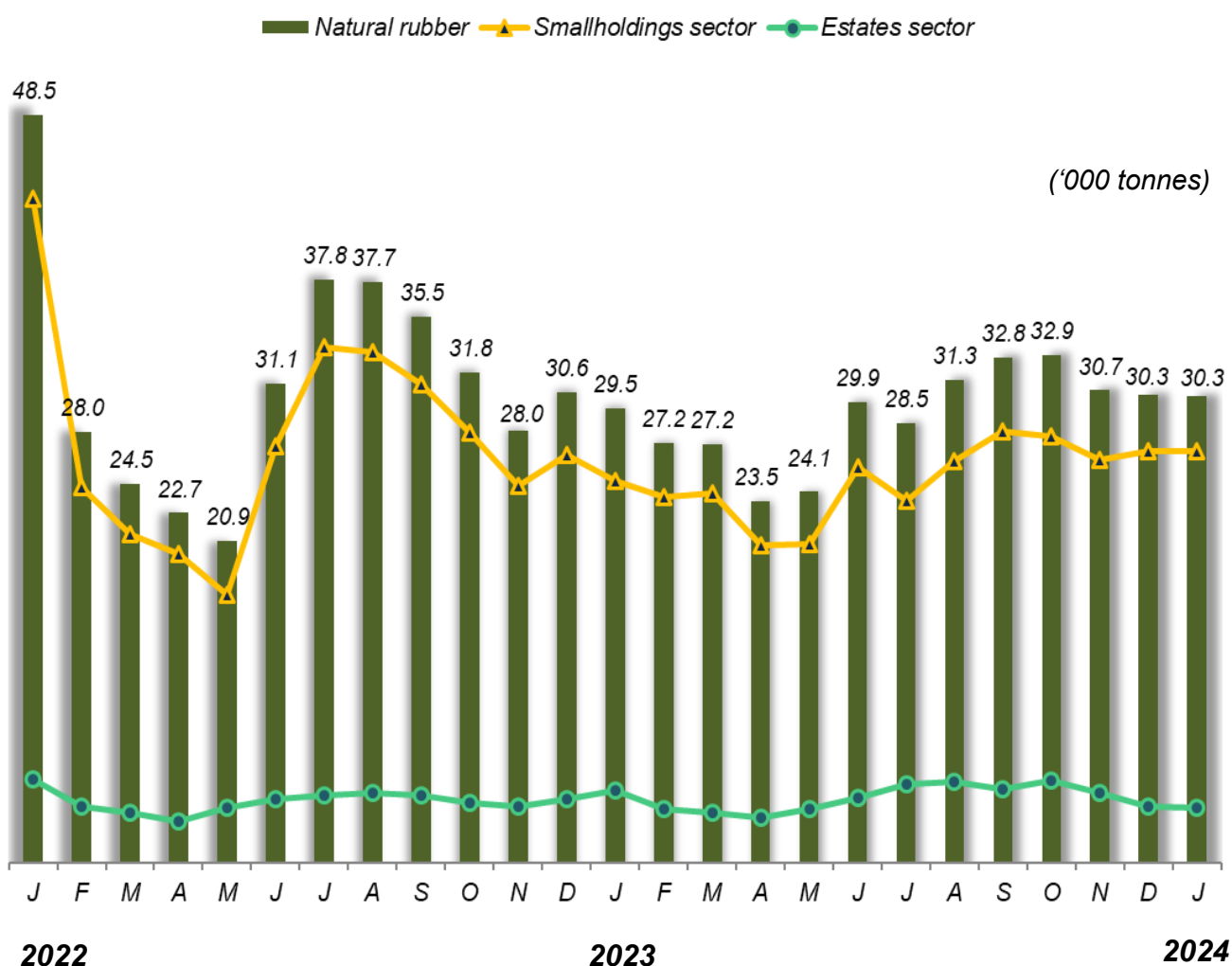


MONTHLY RUBBER STATISTICS MALAYSIA, JANUARY 2024[#]

1. PRODUCTION

Malaysia's natural rubber production in January 2024 amounted 30,273 tonnes, increased 2.8 per cent as compared to 29,451 tonnes in January 2023 and showed a decrease of 0.2 per cent from last month. Smallholdings sector was the main contributor to the natural rubber production of 88.3 per cent. Production of smallholdings increased by 7.9 per cent and estate sector showed a decrease of 24.3 per cent as compared to January 2023.

Chart 1: Monthly rubber production in the estates and smallholdings



Notes #:

1. This report can be accessed through the portal of the Department of Statistics, Malaysia (<https://www.dosm.gov.my>) under the section: **Latest Releases**.
2. Data for January 2024 is **provisional**. The data will be updated based on the latest available figures and subsequently published in the February 2024 publication.

2. EXPORTS

Exports of natural rubber in January 2024 was 43,111 tonnes, increased by 5.5 per cent from 40,867 tonnes in the same month last year and decreased by 5.4 per cent as compared to 45,591 tonnes in December 2023. Standard Malaysian Rubber (S.M.R.) contributed 97.6 per cent of the total natural rubber exports where S.M.R. 20 was the highest exports of 23,274 tonnes (55.3%) as shown in Chart 2.

Chart 2: Exports of Standard Malaysian Rubber (S.M.R.) by grade, January 2024

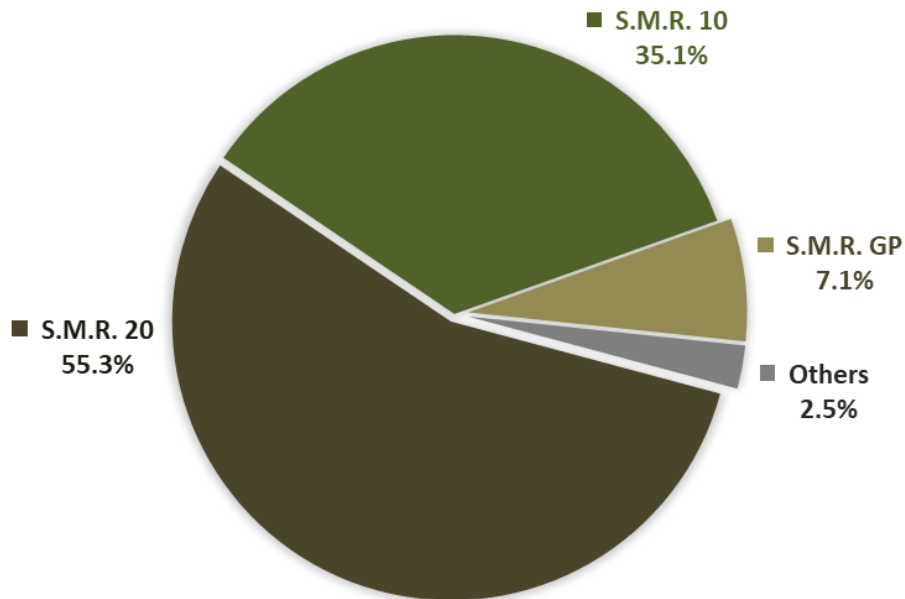
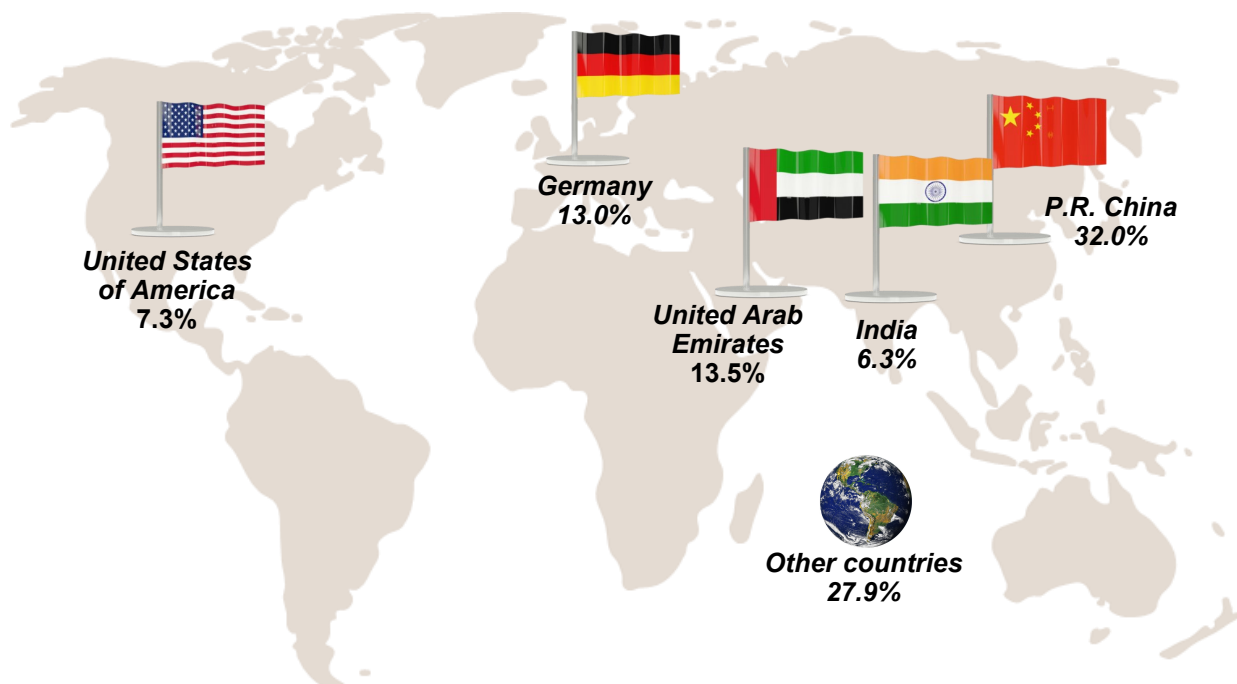


Chart 3: Main destinations of natural rubber exports, January 2024



3. IMPORTS

Imports of natural rubber in January 2024 was 114,797 tonnes as compared to 109,245 tonnes in January 2023, increased by 5.1 per cent. Month-on-month comparison showed a decrease of 12.8 per cent. The main types of imported natural rubber were Scrap (36,677 tonnes) and Standard Rubber (29,384 tonnes). Natural rubber mainly imported from Thailand amounted of 41,075 tonnes.

Chart 4: Imports of natural rubber by types, January 2024

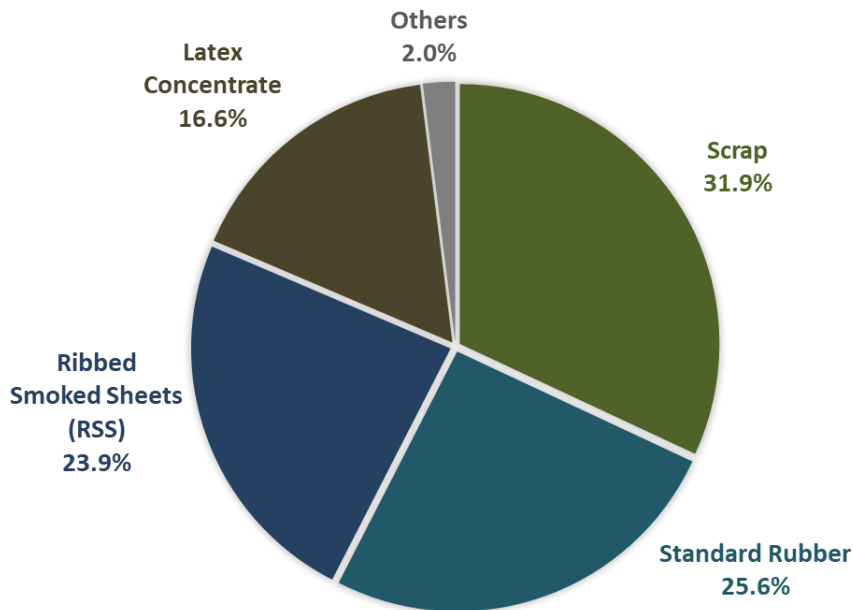
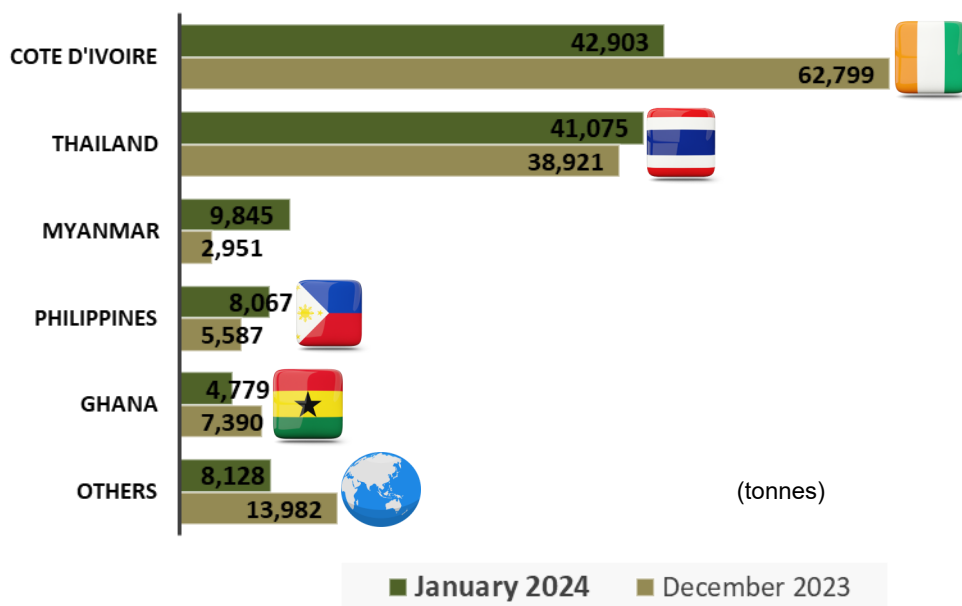


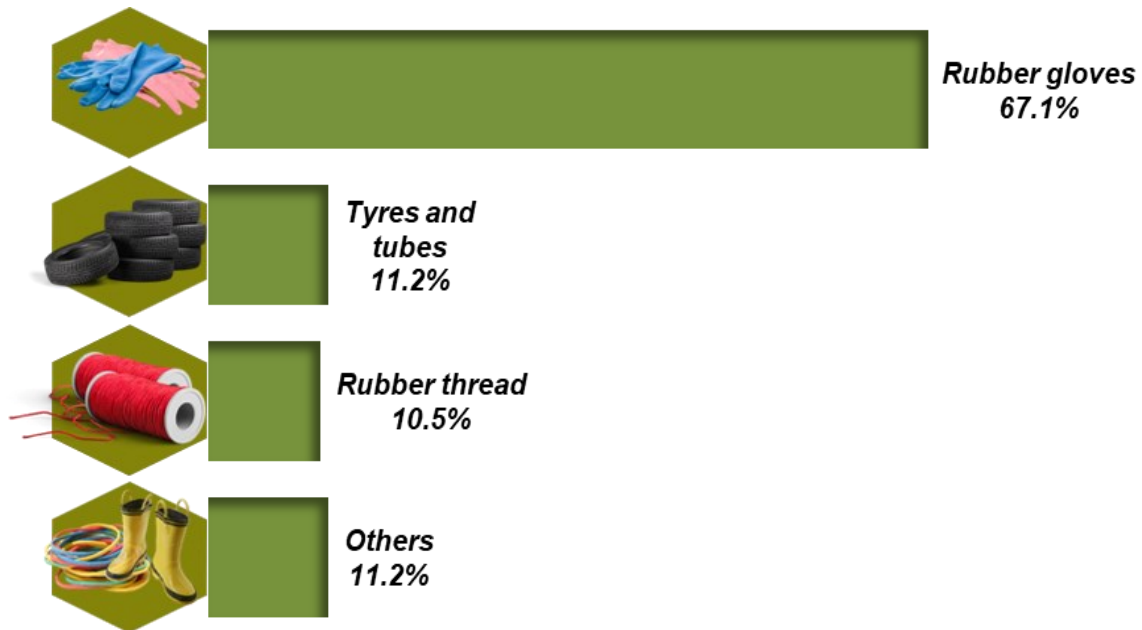
Chart 5: Imports of natural rubber from major countries, January 2024



4. DOMESTIC CONSUMPTION

Domestic consumption of natural rubber in January 2024 was 23,533 tonnes, decreased by 15.4 per cent against 27,817 tonnes in January 2023. Month-on-month comparison showed a decreased of 6.3 per cent from 25,118 tonnes in the last month. Rubber glove industry was the main industry for the use of natural rubber at 15,793 tonnes (67.1%).

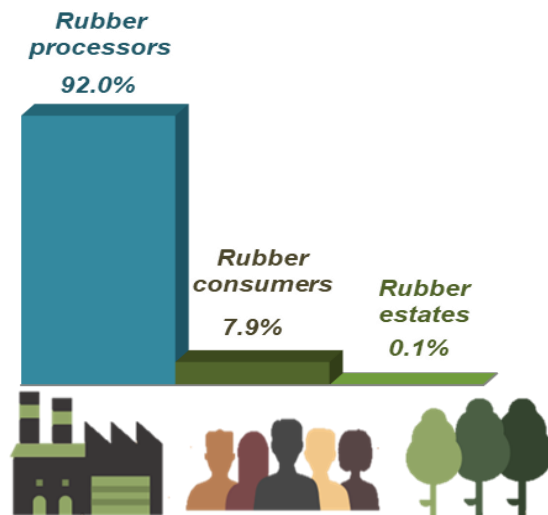
Chart 6: Domestic consumption of natural rubber by product, January 2024



5. STOCKS

Stocks of natural rubber increased 4.7 per cent at the end of January 2024 to 203,772 tonnes against 194,563 tonnes as recorded in January 2023. Month-on-month comparison showed the stocks increased by 6.5 per cent.

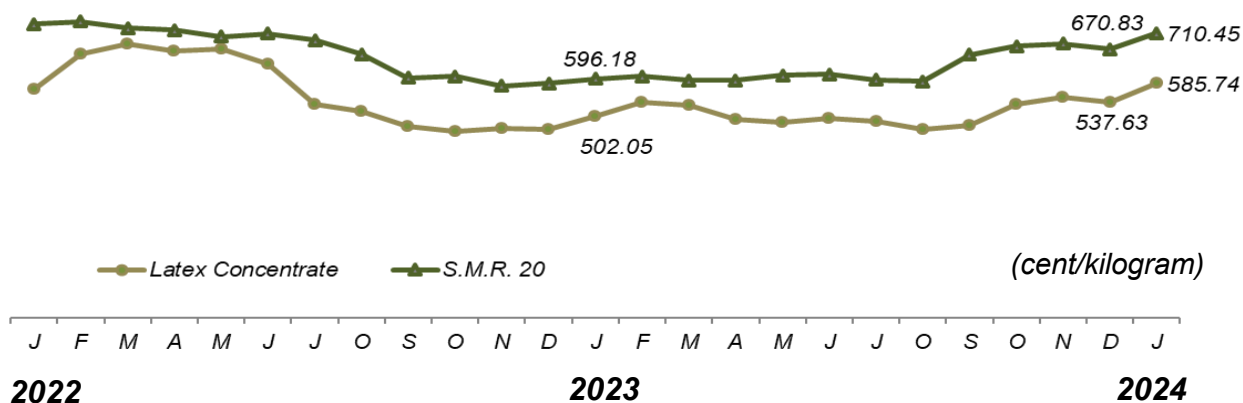
Chart 7: Stocks of natural rubber at the end of January 2024



6. AVERAGE MONTHLY PRICE PER KILOGRAM (Noon Quotations - F.O.B.)

Average monthly price of S.M.R. 20 in January 2024 was 710.45 sen per kilogram, increased 19.2 per cent against 596.18 sen per kilogram in January 2023 and showed an increased of 5.9 per cent from 670.83 sen per kilogram a month before. The average monthly price of Latex Concentrate in January 2024 was 585.74 sen per kilogram, increased by 16.7 per cent from 502.05 sen per kilogram in the same month last year and also showed an increased of 8.9 per cent as compared to 537.63 sen per kilogram in December 2023.

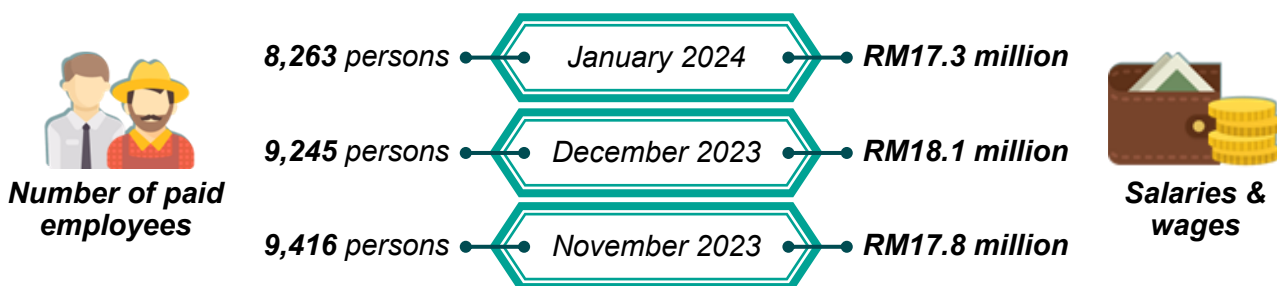
Chart 8: Average monthly price (noon quotations - F.O.B.) of S.M.R. 20 and Latex Concentrate



7. EMPLOYMENT IN ESTATES

A total of 8,263 paid employees recorded at the end of January 2024 with a decrease of 16.7 per cent from January 2023 and showed a decreased of 10.6 per cent (9,245 paid employees) in the previous month. The salaries & wages decreased by 4.6 per cent to RM17.3 million against RM18.2 million in January 2023 and month-on-month comparison showed the same trend a decrease of 4.2 per cent.

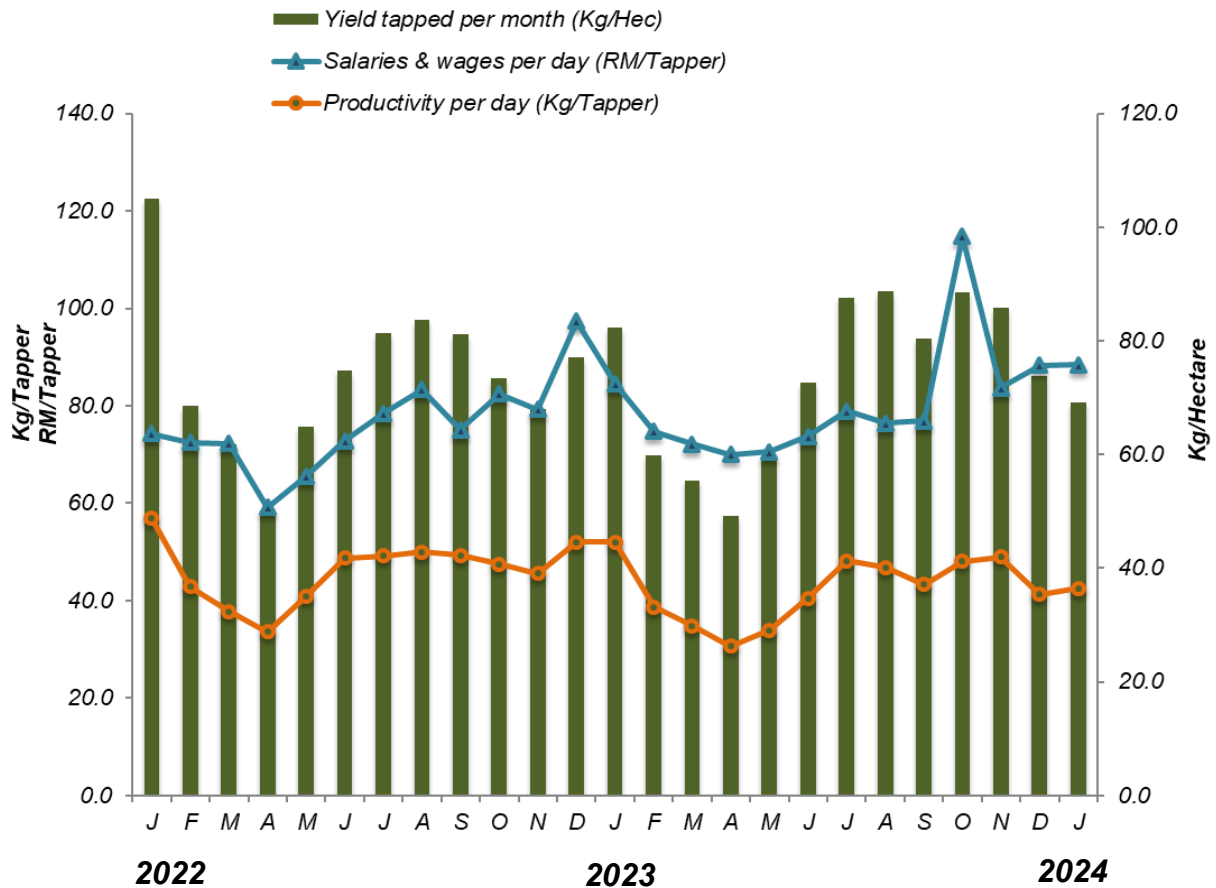
Chart 9: Number of paid employees and salaries & wages, January 2024



8. PRODUCTIVITY OF ESTATES

Productivity of natural rubber production in the estates was 69.1 kilogram per hectare in January 2024, decreased by 16.1 per cent as compared to January 2023. Month-on-month comparison showed the productivity decreased by 6.3 per cent from 73.7 kilogram per hectare.

Chart 10: Monthly productivity of yield tapped and daily productivity of tappers





JADUAL STATISTIK
STATISTICAL TABLES

JADUAL 1 : PENAWARAN DAN PERMINTAAN GETAH ASLI

Table 1 : Supply and Demand of Natural Rubber

 Tan metrik K.G.K.
Tonnes D.R.C.

Tempoh Period	Penawaran Supply					Permintaan Demand					
	Stok pada awal tempoh Stocks at the beginning of period	Import *	Pengeluaran Production			Jumlah Penawaran Total Supply	Eksport *	Penggunaan Domestik Domestic Consumption	Stok pada akhir tempoh Stocks at the end of period	Jumlah Permintaan Total Demand	
			Estet Estates	Kebun Kecil** Smallholdings	Jumlah Pengeluaran Total Production						
2023^P	201,360	1,002,934	50,381	297,474	347,856	1,552,149	578,683	310,398	191,304	1,080,385	
2022	285,245	1,164,883	47,387	329,660	377,047	1,827,174	621,324	426,594	201,360	1,249,278	
2021	249,551	1,207,301	45,347	424,322	469,669	1,926,521	653,245	501,961	285,245	1,440,451	
2020	244,930	1,221,893	56,421	458,281	514,702	1,981,525	565,165	518,732	249,551	1,333,448	
2024	Jan.^P	191,304	114,797	3,527	26,745	30,273	336,374	43,111	23,533	203,772	270,415
2023	Dis.^P	172,307	131,629	3,656	26,686	30,342	334,278	45,591	25,118	191,304	262,013
	Nov.	152,196	110,664	4,524	26,146	30,669	293,529	51,643	24,854	172,307	248,804
2023	Jan.	201,360	109,245	4,661	24,790	29,451	340,055	40,867	27,817	203,757	272,442
2022	Dis.	193,396	78,882	4,088	26,468	30,556	302,834	48,038	28,589	201,360	277,987
	Nov.	198,181	99,302	3,593	24,454	28,048	325,530	50,927	28,410	193,396	272,733

 Nota/Notes : ^P Awalan / Provisional ^r Pindaan / Revised

K.G.K / D.R.C - Kandungan Getah Kering / Dry Rubber Content

* Import dan Eksport - data hanya meliputi kod getah asli di bawah HS4001.10.000 hingga HS4001.29.999

Imports and Exports -the data only covers natural rubber codes under HS4001.10.000 to HS4001.29.999

** Termasuk kebun kecil Lembaga Kemajuan Tanah Persekutuan (FELDA)

Includes Federal Land Development Authority (FELDA) smallholdings

JADUAL 2 : PENGELUARAN GETAH ASLI MENGIKUT HAK MILIK

Table 2 : Production of Natural Rubber by Ownership

Tan metrik K.G.K.
Tonnes D.R.C.

Tempoh Period	Estet Estate			Kebun Kecil* Smallholding	Jumlah Pengeluaran Total Production	
	Residen Malaysia Malaysian Residents	Bukan Residen Malaysia dan Hak Milik Bersama Non-Malaysian Residents and Joint Ownership	Jumlah Total			
2023 ^P	48,223	2,159	50,381	297,474	347,856	
2022	44,635	2,752	47,387	329,660	377,047	
2021	41,895	3,452	45,347	424,322	469,669	
2020	52,654	3,767	56,421	458,281	514,702	
2024	Jan. ^P	3,397	131	3,527	26,745	30,273
2023	Dis. ^P	3,426	230	3,656	26,686	30,342
	Nov.	4,292	231	4,524	26,146	30,669
2023	Jan	4,542	120	4,661	24,790	29,451
2022	Dis.	3,799	289	4,088	26,468	30,556
	Nov.	3,296	297	3,593	24,454	28,048

Nota/Notes : ^P Awalan / Provisional

K.G.K / D.R.C - Kandungan Getah Kering / Dry Rubber Content

* Termasuk kebun kecil Lembaga Kemajuan Tanah Persekutuan (FELDA)

Includes Federal Land Development Authority (FELDA) smallholdings

JADUAL 3 : EKSPORT GETAH ASLI MENGIKUT JENIS TERPILIH

Table 3 : Exports of Natural Rubber by Selected Types

Tan metrik K.G.K.

Tonnes D.R.C.

Jenis Type	Ke dan melalui Singapura To and via Singapore				Terus Negeri Asing Direct Foreign				Jumlah Total						
	2024		2023		2024		2023		2024		2023				
	Jan. ^P	Dis. ^P	Nov.	Jan.	Jan. ^P	Dis. ^P	Nov.	Jan.	Jan. ^P	Dis. ^P	Nov.	Jan.			
Getah Asap Berbunga <i>Ribbed Smoked Sheets</i>		-	-			-	-	81		-	-	-	81		
Lateks Pekat <i>Latex Concentrate</i>		13	4		1,022	1,135	1,204	1,115	1,022	1,147	1,207	1,115			
Getah Mutu Malaysia <i>Standard Malaysian Rubber</i>	-	-	6	202	42,055	44,379	50,429	39,451	42,055	44,379	50,436	39,653			
Jenis-jenis lain <i>Other types</i>	-	-	-		33	64	-	18	33	64	-	18			
Jumlah <i>Total</i>	-	13	10	202	-	43,111	45,578	51,633	40,666	-	43,111	45,591	51,643	40,867	-

Jenis Type	Ke dan melalui Singapura To and via Singapore				Terus Negeri Asing Direct Foreign				Jumlah Total			
	2023 ^P	2022	2021	2020	2023 ^P	2022	2021	2020	2023 ^P	2022	2021	2020
Getah Asap Berbunga <i>Ribbed Smoked Sheets</i>	-	1	-	-	470	685	3,305	285	470	687	3,305	286
Lateks Pekat <i>Latex Concentrate</i>	52	15	27	43	16,931	16,319	21,079	19,631	16,982	16,334	21,106	19,674
Getah Mutu Malaysia <i>Standard Malaysian Rubber</i>	528	1,029	66	2,916	560,497	602,395	624,268	541,550	561,025	603,424	624,334	544,465
Jenis-jenis lain <i>Other types</i>	-	-	-	-	205	880	4,501	741	205	880	4,501	741
Jumlah <i>Total</i>	580	1,045	93	2,959	578,103	620,279	653,152	562,206	578,683	621,324	653,245	565,165

 Nota/Notes : ^P Awalan / Provisional ^r Pindaan / Revised

K.G.K / D.R.C - Kandungan Getah Kering / Dry Rubber Content

Jumlah berbeza disebabkan pembundaran / The total differs due to rounding

JADUAL 4 : EKSPORT GETAH ASLI MENGIKUT NEGARA YANG DITUJU

Table 4 : Exports of Natural Rubber by Country of Destination

 Tan metrik K.G.K.
 Tonnes D.R.C.

Negara-Negara Utama Major Countries	2023 ^P	2022	2021	2020	2024			2023		2022	
					Jan. ^P	Dis. ^P	Nov.	Jan.	Dis.	Nov.	
Afrika Selatan/ South Africa	1,829	3,089	4,506	3,564	234	142	193	40	343	222	
Amerika Syarikat/U.S.A	15,708	34,182	39,186	18,655	3,126	1,751	2,053	1,489	2,016	1,855	
Argentina	4,949	4,530	5,796	3,620	464	549	393	226	341	311	
Belanda/Netherlands	1,555	825	1,079	2,671	215	26	43	454	52	94	
Belgium	213	131	7,481	1,790	13	-	25	35	-	13	
Brazil	10,681	15,659	12,036	10,987	933	557	1,250	1,116	1,265	940	
China	279,038	285,716	315,556	292,689	13,792	18,908	24,836	16,857	22,935	27,565	
Emiriah Arab Bersatu United Arab Emirates	57,439	51,665	36,860	27,075	5,834	4,938	4,957	4,738	5,584	5,010	
Finland	6,391	18,186	25,885	18,467	101	806	1,310	-	203	706	
Greece	100	148	273	382	-	-	-	18	-	11	
Hong Kong	3	45	41	31	-	-	-	-	3	-	
India	29,171	24,566	22,733	12,852	2,695	1,351	2,123	1,492	2,722	1,656	
Iran, Republik Islam Iran, Islamic Republic of	14,796	17,745	15,076	20,132	322	1,774	2,937	786	1,903	804	
Itali/Italy	5,134	4,626	5,216	6,195	249	456	279	278	161	271	
Jepun/Japan	69	5,710	5,081	2,454	-	-	19	-	597	335	
Jerman/Germany	54,768	26,314	28,596	57,442	5,620	5,777	4,580	2,097	2,068	1,431	
Kanada/Canada	1,387	2,239	3,561	2,758	121	60	101	79	101	161	
Korea, Rep. Korea, Rep. of	6,034	5,946	8,575	9,139	770	427	548	457	699	672	

 Nota/Notes : ^P Awalan / Provisional ^r Pindaan / Revised
 K.G.K / D.R.C - Kandungan Getah Kering / Dry Rubber Content

JADUAL 4 : EKSPORT GETAH ASLI MENGIKUT NEGARA YANG DITUJU (samb.)

Table 4 : Exports of Natural Rubber by Country of Destination (cont'd)

 Tan metrik K.G.K.
 Tonnes D.R.C.

Negara-Negara Utama <i>Major Countries</i>	2023 ^P	2022	2021	2020	2024		2023		2022	
					Jan. ^P	Dis. ^P	Nov.	Jan.	Dis.	Nov.
Mesir/ <i>Egypt</i>	9,375	10,900	8,715	7,642	975	1,247	559	885	703	834
Mexico	1,730	2,867	1,771	257	423	-	101	68	40	60
Pakistan	17,129	8,623	10,998	2,446	1,831	1,290	1,419	390	462	391
Perancis/ <i>France</i>	3,077	3,062	9,650	6,176	403	114	106	594	194	227
Poland	913	948	1,237	1,373	20	91	60	101	20	29
Portugal	10,357	2,834	3,327	4,980	1,693	827	585	282	282	121
Sepanyol/ <i>Spain</i>	1,461	1,042	2,304	2,229	169	147	49	94	20	74
Singapura/ <i>Singapore</i>	76	37	52	60	-	13	10	-	1	4
Sweden	91	185	426	482	-	-	23	13	40	2
Taiwan	2,448	3,601	4,068	13,728	202	471	202	131	132	160
Turki/ <i>Turkiye</i>	15,319	17,435	16,809	14,814	1,336	1,192	1,106	2,220	1,026	1,111
Ukraine	-	11	42	57	-	-	-	-	-	-
United Kingdom	583	1,267	2,118	2,512	62	31	13	71	5	142
Vietnam	98	294	1,822	3,093	101	-	10	10	-	10
Negara lain <i>Other countries</i>	26,761	66,899	52,370	14,411	1,407	2,645	1,754	5,846	4,120	5,704
Jumlah <i>Total</i>	578,683	621,324	653,245	565,165	43,111	45,591	51,643	40,867	48,038	50,927

 Nota/Notes : ^P Awalan / Provisional ^r Pindaan / Revised

K.G.K / D.R.C - Kandungan Getah Kering / Dry Rubber Content

Jumlah berbeza disebabkan pembundaran / The total differs due to rounding

JADUAL 5: EKSPORT GETAH MUTU MALAYSIA (G.M.M.) MENGIKUT GRED

Table 5: Exports of Standard Malaysian Rubber (S.M.R.) by Grade

Tan metrik K.G.K.
Tonnes D.R.C.

Gred Grade					2024	2023		2023	2022	
	2023 ^r	2022	2021	2020	Jan. ^p	Dis. ^p	Nov.	Jan.	Dis.	Nov.
G.M.M. L S.M.R. L	627	450	759	1,072	0	39	30	0	19	21
G.M.M. 5 S.M.R. 5	1,976	3,156	3,003	3,011	302	242	81	242	202	665
G.M.M. 10 S.M.R. 10	141,366	174,476	165,867	143,681	14,741	15,625	14,924	11,390	10,684	11,503
G.M.M. 20 S.M.R. 20	375,501	388,370	418,311	366,475	23,274	24,266	33,407	24,807	33,530	34,822
G.M.M. GP S.M.R. GP	21,091	22,189	19,534	16,846	2,996	2,233	1,051	2,027	2,275	1,975
G.M.M. CV S.M.R. CV	18,303	5,391	9,333	10,995	523	1,812	904	1,086	481	300
Lain-Lain * Others	2,160	9,391	7,528	2,384	218	161	40	101	3	202
Jumlah Total	561,025	603,424	624,334	544,465	42,055	44,379	50,436	39,653	47,193	49,488

Nota/Notes : ^p Awalan / Provisional ^r Pindaan / Revised

* Lain-lain termasuk housegrade / Others includes housegrade

K.G.K / D.R.C - Kandungan Getah Kering / Dry Rubber Content

Jumlah berbeza disebabkan pembundaran / The total differs due to rounding

JADUAL 6 : IMPORT GETAH ASLI MENGIKUT JENIS TERPILIH
Table 6 : Imports of Natural Rubber by Selected Types

Tan metrik K.G.K.

Tonnes D.R.C.

Jenis Type	Dari dan melalui Singapura From and via Singapore				Terus Negeri Asing Direct Foreign				Jumlah Total					
	2024		2023		2024		2023		2024		2023			
	Jan. ^P	Dis. ^P	Nov.	Jan.	Jan. ^P	Dis. ^P	Nov.	Jan.	Jan. ^P	Dis. ^P	Nov.	Jan.		
Getah Asap Berbunga <i>Ribbed Smoked Sheets</i>	403	-	-	-	26,995	20,732	13,430	11,940	27,398	20,732	13,430	11,940		
Lateks Pekat <i>Latex Concentrate</i>	-	0	0	-	19,052	15,990	16,503	20,215	19,052	15,990	16,503	20,215		
Getah Berpiawaian* <i>Standard Rubber</i>	2,226	605	-	302	27,158	35,220	38,366	8,945	29,384	35,825	38,366	9,248		
Jenis-jenis lain <i>Other types</i>	792	2,055	4,078	1,174	38,171	57,027	38,286	66,669	38,963	59,082	42,364	67,843		
Jumlah <i>Total</i>	3,422	2,660	4,078	1,476	111,375	128,969	106,586	107,769	-	114,797	131,629	110,664	109,245	-

Jenis Type	Dari dan melalui Singapura From and via Singapore				Terus Negeri Asing Direct Foreign				Jumlah Total			
	2023 ^P	2022	2021	2020	2023 ^P	2022	2021	2020	2023 ^P	2022	2021	2020
Getah Asap Berbunga <i>Ribbed Smoked Sheets</i>	202	2,222	8,160	6,770	120,202	106,612	80,552	29,801	120,404	108,834	88,712	36,571
Lateks Pekat <i>Latex Concentrate</i>	47	-	7	597	200,302	286,931	337,247	347,714	200,348	286,931	337,254	348,311
Getah Berpiawaian* <i>Standard Rubber</i>	948	3,001	262	318	213,279	140,774	165,251	192,548	214,228	143,775	165,513	192,865
Jenis-jenis lain <i>Other types</i>	17,117	6,345	12,048	18,511	450,837	618,997	603,773	625,635	467,954	625,342	615,822	644,146
Jumlah <i>Total</i>	18,314	11,568	20,478	26,195	984,620	1,153,315	1,186,823	1,195,697	1,002,934	1,164,883	1,207,301	1,221,893

 Nota/Notes : ^P Awalan / Provisional ^r Pindaan / Revised

* Piawaian getah secara teknikal setaraf dengan G.M.M. / Rubber by technical standard similar to S.M.R.

K.G.K / D.R.C - Kandungan Getah Kering / Dry Rubber Content

Jumlah berbeza disebabkan pembundaran / The total differs due to rounding

JADUAL 7 : IMPORT GETAH ASLI MENGIKUT NEGARA ASAL
Table 7: Imports of Natural Rubber by Country of Origin

 Tan metrik K.G.K.
 Tonnes D.R.C.

Negara-Negara Utama <i>Major Countries</i>	2023 ^P	2022	2021	2020	2023			2022		
					Jan. ^P	Dis. ^P	Nov.	Jan.	Dis.	Nov.
Afrika Selatan/ <i>South Africa</i>	24,676	5,685	9,095	7,142	161	626	2,668	14,952	403	201
Argentina	932	1,077	968	383	-	-	-	101	60	-
Cameroon	1,938	767	1,586	539	1,270	113	525	-	141	-
China	11,646	795	855	797	-	422	-	-	-	-
Cote D'Ivoire	378,686	321,930	348,646	470,588	42,903	62,799	54,605	39,188	24,050	39,134
Congo	6,370	5,257	1,889	2,662	453	1,380	105	558	450	-
Filipina/ <i>Philippines</i>	78,452	145,090	156,806	130,140	8,067	5,587	6,729	7,352	10,991	8,773
Ghana	40,690	26,961	21,219	28,853	4,779	7,390	5,079	2,385	2,663	3,788
Guatemala	2,077	1,008	2,359	2,067	202	101	101	403	-	-
Guinea	9,259	1,919	1,160	4,778	401	1,543	882	325	619	-
India	1,748	4,263	7,372	3,147	20	-	-	105	-	-
Indonesia Rep.	13	2,117	6,782	19,365	9	-	-	-	-	-
Kemboja/ <i>Cambodia</i>	612	874	1,277	1,840	-	-	77	-	-	-
Liberia	17,251	33,850	26,368	11,628	2,811	1,950	1,682	1,153	1,323	4,320
Myanmar	34,313	79,779	81,504	28,080	9,845	2,951	1,834	8,548	6,465	1,751
Nigeria	4,163	923	2,120	2,400	290	1,701	350	45	113	136
Papua New Guinea	2,680	2,731	6,857	6,191	91	690	94	95	24	184
Sri Lanka	969	1,881	5,330	5,121	-	-	24	50	80	59
Thailand	370,543	514,515	512,815	478,136	41,075	38,921	34,512	32,460	30,013	39,775
Viet Nam	9,392	10,258	9,024	14,390	1,127	762	1,041	1,098	1,325	1,181
Negara lain/ <i>Other countries</i>	6,523	3,204	3,268	3,646	1,293	4,693	356	428	161	-
Jumlah <i>Total</i>	1,002,934	1,164,883	1,207,301	1,221,893	114,797	131,629	110,664	109,245	78,882	99,302

Nota/Notes : ^P Awalan / *Provisional* ^r Pindaan / *Revised*
 K.G.K / *D.R.C* - Kandungan Getah Kering / *Dry Rubber Content*
 Jumlah berbeza disebabkan pembundaran / *The total differs due to rounding*

JADUAL 8: STOK GETAH ASLI PADA AKHIR BULAN MENGIKUT BANCII

Table 8: Stocks of Natural Rubber held at the end of the month by Census

Tan metrik K.G.K.
Tonnes D.R.C.

Banci Census	Pada akhir bulan At the end of the month	2024	2023	2023	2022		
		Jan. ^P	Dis. ^P	Nov.	Jan.	Dis.	Nov.
Estet Getah <i>Rubber Estates</i>		156	125	179	265	239	211
Pemproses Getah <i>Rubber Processors</i>		187,541	174,224	154,792	176,458	183,092	175,141
Pengguna Getah <i>Rubber Consumers</i>		16,075	16,955	17,336	17,840	18,028	18,044
Jumlah <i>Total</i>		203,772	191,304	172,307	194,563	201,360	193,396

JADUAL 9 : PENGELUARAN DAN STOK LATEKS PEKAT

Table 9 : Production and Stocks of Concentrated Latex

Tan metrik K.G.K.
Tonnes D.R.C.

Tempoh Period	Pengeluaran Production	Stok pada akhir tempoh Stocks at the end of period
2023^P	26,650	16,163
2022	31,789	17,278
2021	34,055	23,774
2020	34,453	24,788
2024 Jan. ^P	1,850	15,227
2023 Dis. ^P	1,850	16,163
Nov.	1,931	16,985
2023 Jan.	2,198	17,278
2022 Dis.	2,198	17,278
Nov.	2,332	17,317

Nota/Notes : ^P Awalan / Provisional

K.G.K / D.R.C - Kandungan Getah Kering / Dry Rubber Content

JADUAL 10 : PENGGUNAAN DOMESTIK GETAH ASLI MENGIKUT INDUSTRI

Table 10 : Domestic Consumption of Natural Rubber by Industry

 Tan metrik K.G.K.
 Tonnes D.R.C.

Tempoh Period	Keterangan Industri Industry Description	Industri tayar dan tiub Tyres and tubes industries	Membuat kasut getah Manufacture of rubber footwear	Membuat produk getah lain, t.k.m. Manufacture of other rubber products, n.e.c.							Semua industri pembuatan lain yang menggunakan getah asli All other manufacturing industries consuming natural rubber (a)	Jumlah Total	
				Campuran getah Rubber compound	Gelang getah Rubber bands	Kepingan- kepingan getah Rubber sheeting	Produk lateks Latex products			Produk getah lain Other rubber products			
							Sarung tangan getah Rubber gloves	Benang getah Rubber thread	Foam Foam	Produk lateks lain Other latex products			
2023 ^P		25,603	343	1,566	1,729	4,194	218,807	29,800	3,789	12,539	7,776	4,252	310,398
2022		31,314	415	1,574	2,025	6,907	312,314	36,877	4,446	14,099	7,890	8,735	426,594
2021		31,259	388	1,418	1,930	5,583	380,488	43,593	5,265	13,740	8,996	9,303	501,961
2020		32,640	346	1,690	1,866	4,162	401,566	40,029	5,948	13,113	9,322	8,050	518,732
2024	Jan. ^P	2,643	27	124	114	196	15,793	2,479	84	1,002	764	306	23,533
2023	Dis. ^P	1,763	23	134	117	196	18,037	3,016	150	916	507	261	25,118
	Nov.	2,299	14	126	122	365	17,336	2,488	152	968	696	286	24,854
2023	Jan.	2,334	53	158	174	465	19,310	2,879	356	1,075	701	311	27,817
2022	Dis.	2,003	54	121	171	481	19,980	2,893	376	1,271	535	703	28,589
	Nov.	1,923	25	127	176	511	19,938	3,084	370	1,336	676	244	28,410

 Nota/Notes : ^P Awalan / Provisional

K.G.K / D.R.C - Kandungan Getah Kering / Dry Rubber Content

(a) Semua industri pembuatan lain yang menggunakan getah asli mengikut keterangan industri termasuk industri membuat tali-temali, tali dan pinal, membuat keluaran pulpa, kertas dan kertas tebal, t.k.m., membuat keluaran-keluaran kimia, t.k.m., membuat keluaran-keluaran plastik, t.k.m., bengkel-bengkel, kabel dan dawai, membuat bahagian pengganti kereta motor dan kelengkapannya, membuat dan memasang basikal, basikal roda tiga dan beca.

All other manufacturing industries consuming natural rubber according to industry description includes cordage, rope and twine industries, manufacture of pulp, paper and paperboard articles, n.e.c., manufacture of chemical products, n.e.c., manufacture of plastic products, n.e.c., foundries, cables and wires, manufacture of motor vehicle parts and accessories, manufacture and assembly of bicycles, tricycles and trishaws.

JADUAL 11: HARGA PURATA BULANAN BAGI GETAH ASLI
Table 11 : Average Monthly Price of Natural Rubber
Sen/Kg

Tempoh Period	Harga di ladang Farmgate price		Sebut Harga pada waktu tengah hari - "F.O.B."** Noon Quotations - F.O.B.							
	Susu Getah Cair Field Latex	Sekerap Scrap	Lateks Pekat* Latex Concentrate	Getah Mutu Malaysia (1 - Pallet tan metrik) Standard Malaysian Rubber (1 - Tonne pallet)						
				G.M.M. CV S.M.R. CV	G.M.M. L S.M.R. L	G.M.M. 5 S.M.R. 5	G.M.M. GP S.M.R. GP	G.M.M. 10 S.M.R. 10	G.M.M. 20 S.M.R. 20	
2023	579.58	542.89	509.68	869.48	859.48	635.58	632.58	625.58	623.58	
2022	625.64	539.69	566.93	964.87	954.87	681.58	678.58	671.58	669.58	
2021	633.10	555.11	563.86	959.76	949.76	699.94	696.94	689.94	687.94	
2020	521.11	406.99	491.01	838.34	828.34	560.03	557.03	550.03	548.03	
2024	Jan.	625.59	583.29	585.74	996.26	986.26	730.45	725.45	715.45	710.45
2023	Dis.	579.58	542.89	537.63	916.08	906.08	682.83	679.83	672.83	670.83
	Nov.	594.70	562.24	549.67	936.12	926.12	697.14	694.14	687.14	685.14
2023	Jan.	503.69	463.84	502.05	856.76	846.76	608.18	605.18	598.18	596.18
2022	Dis.	482.17	461.20	470.21	803.69	793.69	597.81	594.81	587.81	585.81
	Nov.	505.29	443.36	472.58	807.60	797.60	591.53	588.53	581.53	579.53

Nota/Notes : * 60% Kandungan Getah Kering (K.G.K) / 60% Dry Rubber Content (D.R.C.)

** F.O.B. - Free On Board

Punca: Lembaga Getah Malaysia (LGM)

Source: Malaysian Rubber Board (MRB)

JADUAL 12 : GUNA TENAGA DAN GAJI & UPAH DIBAYAR MENGIKUT KATEGORI PEKERJA DI ESTET GETAH
Table 12 : Employment and Salaries & Wages Paid in Rubber Estates by Category of Workers

Seperti pada akhir tempoh <i>As at end of period</i>		Pekerja bergaji dan Gaji & Upah <i>Employees and Salaries & Wages</i>													
		Pekerja diambil secara langsung <i>Employees directly employed</i>						Pekerja diambil secara kontrak <i>Employees on contract basis</i>						Jumlah <i>Total</i>	
		Kakitangan Pentadbiran <i>Administrative Staff</i>		Pekerja Estet <i>Estate Workers</i>		Pekerja Kilang <i>Factory Workers</i>		Pekerja Estet <i>Estate Workers</i>		Pekerja Kilang <i>Factory Workers</i>					
		Bilangan pekerja <i>Number of workers</i>	Gaji & Upah Salaries & Wages <i>(RM'000)</i>	Bilangan pekerja <i>Number of workers</i>	Gaji & Upah Salaries & Wages <i>(RM'000)</i>	Bilangan pekerja <i>Number of workers</i>	Gaji & Upah Salaries & Wages <i>(RM'000)</i>	Bilangan pekerja <i>Number of workers</i>	Gaji & Upah Salaries & Wages <i>(RM'000)</i>	Bilangan pekerja <i>Number of workers</i>	Gaji & Upah Salaries & Wages <i>(RM'000)</i>	Bilangan pekerja <i>Number of workers</i>	Gaji & Upah Salaries & Wages <i>(RM'000)</i>		
2023 ^r	Dis.	1,836	5,183	4,599	8,647	-	-	2,810	4,270	-	-	9,245	18,100		
2022	Dis.	1,839	5,356	4,897	9,807	-	-	2,244	3,817	-	-	8,980	18,981		
2021	Dis.	1,639	4,612	4,790	8,926	-	-	1,557	2,280	-	-	7,986	15,819		
2020	Dis.	1,723	4,484	5,954	10,719	48	101	2,003	3,030	-	-	9,728	18,334		
2024	Jan. ^p	1,665	4,790	4,246	8,196	-	-	2,352	4,359	-	-	8,263	17,345		
2023	Dis. ^p	1,836	5,183	4,599	8,647	-	-	2,810	4,270	-	-	9,245	18,100		
	Nov.	1,862	5,154	4,777	7,664	-	-	2,777	5,005	-	-	9,416	17,824		
2023	Jan.	1,940	5,415	5,415	8,695	-	-	2,563	4,068	-	-	9,918	18,179		
2022	Dis.	1,839	5,356	4,897	9,807	-	-	2,244	3,817	-	-	8,980	18,981		
	Nov.	1,854	5,002	4,606	7,092	-	-	2,399	3,892	-	-	8,859	15,985		

 Nota/Notes : ^p Awalan / Provisional

JADUAL 13 : PRODUKTIVITI PENGELUARAN DAN PENOREH BAGI ESTET GETAH

Table 13 : Productivity of Production and Tappers in Rubber Estates

Tempoh Period	Bilangan pekerja pada akhir tempoh Number of workers at end of period			Gaji & Upah (RM '000) Salaries & Wages			Keluasan ditanam pada akhir tempoh Planted area at end of period (Hektar) (Hectare)	Pengeluaran Production (Kg K.G.K) (Kg D.R.C)	Keluasan ditoreh pada akhir tempoh Tapped area at end of period (Hektar) (Hectare)	Purata bil. hari menoreh Average number of tapping days	Produktiviti pengeluaran Productivity of production (Kg/Hek) (Kg/Ha)	Produktiviti penoreh (sehari) Productivity of tappers (per day)				
	Pekerja Estet Estate Workers	Lain-Lain Others	Jumlah Total	Pekerja Estet Estate Workers	Lain-Lain Others	Jumlah Total						(RM)	(Kg K.G.K) (Kg D.R.C.)			
	Penoreh Tappers	Pekerja Ladang Field Workers		Penoreh Tappers	Pekerja Ladang Field Workers											
2023 ^P	5,073	2,336	1,844	9,253	7,829	5,088	5,183	18,100	115,270	3,656,025	49,582	17	73.7	88.3	41.2	
2022	4,519	2,622	1,847	8,988	77,589	52,412	60,469	190,470	107,640	47,387,068	52,973	229	894.6	74.8	45.7	
2021	4,232	2,115	1,647	7,994	75,305	40,753	49,996	166,054	85,617	45,347,184	43,143	246	1,051.1	72.5	43.6	
2020	5,455	2,502	1,779	9,736	90,759	44,881	51,627	187,267	91,013	56,420,718	43,234	253	1,305.0	65.8	40.9	
2024	Jan. ^P	4,367	2,231	1,665	8,263	7,328	5,227	4,790	17,345	114,907	3,527,404	51,041	19	69.1	88.5	42.6
2023	Dis. ^P	5,073	2,336	1,844	9,253	7,829	5,088	5,183	18,100	115,270	3,656,025	49,582	17	73.7	88.3	41.2
	Nov.	4,915	2,639	1,871	9,425	7,724	4,946	5,154	17,824	115,222	4,523,759	52,651	19	85.9	83.6	49.0
2023	Jan.	4,988	2,990	1,948	9,926	7,585	5,178	5,415	18,179	112,615	4,661,291	56,598	18	82.4	84.6	52.0
2022	Dis.	4,519	2,622	1,847	8,988	7,681	5,943	5,356	18,981	107,640	4,088,110	52,973	17	77.2	97.7	52.0
	Nov.	4,504	2,501	1,862	8,867	6,258	4,725	5,002	15,985	107,641	3,593,452	52,808	18	68.0	79.3	45.6

Nota/Notes : ^P Awalan / Provisional
K.G.K / D.R.C - Kandungan Getah Kering / Dry Rubber Content

JADUAL 14 : PENGELUARAN, KELUASAN DITOREH DAN PURATA BILANGAN HARI MENOREH BAGI ESTET GETAH MENGIKUT NEGERI

Table 14 : Production, Tapped Area and Average Number of Tapping Days in Rubber Estates by State

Negeri State (a)	Bilangan estet Number of estates	Pengeluaran Production Tan metrik K.G.K. Tonnes D.R.C.			Keluasan ditoreh pada akhir tempoh Tapped area at end of period Hektar Hectare			Purata bilangan hari menoreh Average number of tapping days					
		2024			2023			2024			2023		
		Jan. ^P	Dis. ^P	Nov.	Jan. ^P	Dis. ^P	Nov.	Jan. ^P	Dis. ^P	Nov.	Jan. ^P	Dis. ^P	Nov.
Johor	17	246	276	349	3980	3,638	4,441	19	19	21			
Kedah & Perlis	33	594	645	466	11,576	8,505	8,505	21	20	19			
Kelantan & Terengganu	69	1,159	1,008	1,661	16,803	16,255	18,002	17	15	18			
Melaka & Negeri Sembilan	17	99	95	54	755	712	731	19	18	16			
Pahang	24	925	910	1,073	8,700	8,922	8,922	21	19	21			
Perak	15	180	223	368	2,852	2,809	2,809	17	16	14			
Selangor	6	155	162	189	2,731	2,731	3,231	21	15	20			
Sabah & Sarawak	7	170	338	364	3,644	6,010	6,010	23	21	23			
Jumlah Total	188	3,527	3,656	4,524	47,061	49,582	52,651	19	17	19			

Nota/Notes : ^P Awalan / Provisional

(a) Tiada estet direkodkan bagi negeri Pulau Pinang / No estates were recorded in Pulau Pinang.

K.G.K / D.R.C - Kandungan Getah Kering / Dry Rubber Content



NOTA TEKNIKAL

TECHNICAL NOTE

NOTA TEKNIKAL

1. Pendahuluan

Penerbitan ini memuatkan perangkaan utama getah asli yang diperoleh daripada Banci Estet Getah (RE), Banci Pemproses Getah (RP) dan Banci Pengguna Getah (RC) yang dilaksanakan setiap bulan.

2. Objektif

Objektif utama penerbitan ini adalah untuk memaparkan perangkaan getah asli berkaitan pengeluaran, import, eksport, penggunaan domestik dan stok. Di samping itu, data harga, bilangan pekerja, gaji & upah dan produktiviti di estet getah turut dimuatkan. Perangkaan ini akan membantu dalam perancangan dan penggubalan dasar serta pembuat keputusan bagi industri berasaskan getah.

3. Kuasa perundangan

Banci ini dilaksanakan di bawah Akta Perangkaan 1965 (Disemak 1989). Seksyen 5 di bawah Akta ini menghendaki mana-mana pertubuhan yang beroperasi di Malaysia untuk memberikan maklumat sebenar atau anggaran terbaik kepada Jabatan. Mengikut Akta ini, kandungan soal selidik yang diterima adalah sulit dan hanya angka agregat diterbitkan. Sementara itu, Seksyen 7 di bawah Akta yang sama memperuntukkan denda kepada responden yang gagal memberi kerjasama kepada banci yang dijalankan.

4. Skop dan liputan

Banci ini meliputi semua estet getah, kilang pemproses getah dan kilang pengguna getah di Malaysia yang berdaftar dengan Suruhanjaya Syarikat Malaysia (SSM), Lembaga Getah Malaysia (LGM) dan Pihak Berkuasa Kemajuan Pekebun Kecil Perusahaan Getah (RISDA).

Banci RE meliputi industri penanaman pokok getah (estet). Industri peringkat 5 digit (01291) ini dikelaskan mengikut Piawaian Klasifikasi Industri Malaysia (MSIC) 2008. Banci RP meliputi kilang-kilang yang memproses getah asli mentah untuk menjadi produk separa siap (Contoh: Getah Mutu Malaysia (G.M.M.), susu getah pekat, dsb.). Manakala banci RC meliputi kilang-kilang yang menggunakan getah asli mentah/produk separuh siap dan diproses menjadi produk siap (Contoh: tayar, sarung tangan getah dsb.).

5. Rangka (sumber)

Rangka banci getah dikemas kini setiap tahun untuk mengambil kira pertumbuhan baru dan sebarang perubahan yang berlaku kepada pertumbuhan seperti tutup, tidak beroperasi, perubahan jenis aktiviti, lokasi kilang atau alamat pos.

6. Metodologi

Banci ini dilaksanakan secara mel menggunakan borang soal selidik RE, RP dan RC. Responden diberi tempoh satu bulan untuk melengkap dan mengembalikan borang soal selidik tersebut kepada Jabatan ini. Kerja luar dijalankan untuk mendapatkan borang lengkap daripada pertumbuhan yang tidak respons.

7. Konsep dan definisi

Konsep dan definisi yang digunakan adalah berasaskan kepada syor-syor Pejabat Perangkaan Pertumbuhan Bangsa-Bangsa Bersatu¹ dan *The Association of Natural Rubber Producing Countries (ANRPC)*. Konsep berkenaan mengikut amalan yang sudah diterima pakai bagi memudahkan perbandingan data dibuat di peringkat antarabangsa.

8. Takrif industri getah

Estet getah

- (i) Semua kawasan, bersambungan atau berpecah-pecah dengan keluasan tidak kurang daripada 40.47 hektar (100 ekar), ditanam dengan getah atau di mana penanaman getah dibenarkan dan di bawah satu hak milik yang sah; atau
- (ii) Mana-mana keluasan tanaman getah yang telah wujud dalam estet kelapa, koko atau kelapa sawit.

Kebun kecil getah

Meliputi semua kawasan, bersambungan atau berpecah-pecah, berjumlah kurang daripada 40.47 hektar (100 ekar), ditanam dengan getah atau di mana penanaman getah dibenarkan dan di bawah satu hak milik yang sah. Kebun kecil getah terdiri daripada tersusun dan tidak tersusun. Kebun kecil yang tersusun meliputi kawasan di bawah rancangan kerajaan seperti berikut:-

- (i) Lembaga Kemajuan Tanah Persekutuan (FELDA);
- (ii) Pihak Berkuasa Kemajuan Pekebun Kecil Perusahaan Getah (RISDA);
- (iii) Lembaga Penyatuan dan Pemulihan Tanah Negara (FELCRA);
- (iv) Rancangan tanah Kerajaan Persekutuan yang lain; dan
- (v) Rancangan tanah Kerajaan Negeri.

¹ *International Recommendations for Industrial Statistics, United Nations' Statistical Office, Statistical Papers, Series, M No. 90, United Nations, New York, 2009.*

Keluasan ditanam

Keluasan bertanam dengan getah (matang dan/atau belum matang) dan tidak terbiar selama-lamanya.

Keluasan ditoreh

Keluasan di bawah getah matang yang telah ditoreh termasuk kawasan yang "direhatkan" di bawah sistem giliran torehan.

Pengeluaran

Pengeluaran getah asli merujuk kepada kandungan getah kering (KGK) bagi susu getah cair, getah keping dan skrap (getah buku dan getah kulit) yang dihasilkan oleh estet dan pekebun kecil. Data ini dikumpul dari data pembelian getah mentah oleh kilang pemproses (RP).

Hasil

Hasil diperoleh dengan membahagikan jumlah pengeluaran dengan purata luas hektar yang ditoreh pada bulan rujukan.

Data import dan eksport dikumpul oleh Jabatan daripada borang pengikraran import dan eksport yang diperoleh daripada Jabatan Kastam Diraja Malaysia dan Lembaga-Lembaga Zon Bebas. Angka perdagangan luar negeri Malaysia tidak termasuk perdagangan antara kawasan iaitu antara Semenanjung Malaysia, Sabah dan Sarawak.

9. Import dan Eksport

Import

Sesuatu barang yang dibawa masuk ke dalam negara, sama ada secara terus atau disimpan di gudang-gudang yang dikawal. Barang-barang tersebut adalah sama ada untuk kegunaan sendiri, diproses, digunakan dalam perkilangan ataupun untuk dieksport semula ke negara lain. Pengkelasan import ini diistilahkan juga sebagai 'import umum'. Di dalam laporan ini, import dikelaskan mengikut negara asal barang tersebut, iaitu negara di mana barang berkenaan terakhir dibuat sebelum ianya diimportkan ke dalam kawasan pendaftaran.

Eksport

Sesuatu barang (keluaran atau buatan tempatan atau diimport untuk dieksport semula) yang dibawa keluar dari negara. Di dalam laporan ini, eksport dikelaskan mengikut negara dituju, iaitu negara di mana barang-barang berkenaan dijangka akan digunakan, sejauh mana ia boleh ditentukan pada masa ianya dieksport. Bagi barang yang dihantar berdasarkan "*Optional bill of lading*", pelabuhan pertama yang diikrarkan dianggap sebagai negara yang dituju. Sekiranya maklumat negara yang dituju bagi barang-barang yang dieksport melalui Singapura tidak diketahui/diperoleh, eksport sedemikian diambilkira sebagai eksport ke Singapura, iaitu di bawah kategori yang sama seperti barang-barang yang digunakan di Singapura. Eksport termasuk eksport semula. Pengkelasan eksport ini diistilahkan juga sebagai 'eksport umum'. Data import dan eksport hanya meliputi kod getah asli di bawah HS4001.10.000 hingga HS4001.29.999.

10. Penggunaan domestik

Ia merujuk kepada penggunaan domestik getah asli seperti Getah Asap Berbunga (G.A.B.), susu getah pekat, Getah Mutu Malaysia (G.M.M.) dan sebagainya oleh pertubuhan pembuatan di Malaysia untuk mengeluarkan barangan seperti tayar dan tiub, kasut getah, sarung tangan getah, gelang getah, getah campuran dan lain-lain. Ianya tidak termasuk getah campuran & tebus guna getah dan getah sintetik.

11. Stok

Ia adalah stok getah yang dimiliki oleh sesebuah pertubuhan tidak kira di mana stok tersebut ditempatkan iaitu sama ada di dalam atau di luar kilang. Ia termasuk stok getah yang belum/sedang/telah diproses. Stok dilaporkan pada awal dan akhir bulan.

12. Harga

Harga purata pembeli waktu tengah hari bagi getah "F.O.B." di Kuala Lumpur. Data ini diperolehi daripada Lembaga Getah Malaysia (LGM).

13. Hak milik

Hak milik sesebuah pertubuhan dikelaskan mengikut taraf residen pemilik/pemilik-pemilik modal berbayar yang terbesar (melebihi 50 peratus) dan bukannya mengikut taraf kerakyatan mereka.

- (i) Residen Malaysia ialah individu, syarikat atau organisasi lain yang lazimnya terletak di Malaysia untuk jangka masa sekurang-kurangnya satu tahun. Cawangan dan anak syarikat asing yang didaftarkan/diperbadankan di Malaysia adalah dianggap sebagai pemastautin Malaysia.
- (ii) Bukan residen Malaysia ialah individu, syarikat atau organisasi lain yang lazimnya terletak di negara selain Malaysia. Cawangan dan anak syarikat milik residen Malaysia di luar negeri juga dianggap sebagai bukan residen Malaysia.
- (iii) Hak milik bersama ialah residen Malaysia atau bukan residen Malaysia memegang jumlah saham yang sama banyak dalam perniagaan berkenaan.

14. Guna tenaga

Jumlah pekerja

Bilangan orang yang bekerja pada bulan Disember atau pada tempoh pembayaran gaji terakhir bagi bulan rujukan.

Gaji & upah dibayar

Pembayaran tunai, termasuk bonus yang dibayar komisen, bayaran lebih masa, elaun kos sara hidup dan elaun-elaun lain yang dibayar kepada semua pekerja bergaji dalam tempoh tahun rujukan. Sementara caruman pekerja kepada Kumpulan Wang Simpanan Pekerja (KWSP) dan Pertubuhan Keselamatan Sosial (PERKESO) turut dimasukkan, caruman oleh majikan dikecualikan. Elaun kepada pemilik yang bekerja, rakan niaga yang bekerja dan pekerja keluarga tidak bergaji juga dikecualikan.

15. Pembundaran

Jumlah bagi komponen mungkin berbeza dengan jumlah besar dalam jadual penerbitan disebabkan oleh pembundaran angka.

16. Nota dan simbol

K.G.K	Kandungan Getah Kering
RM	Ringgit Malaysia
Kg/Hek	Kilogram sehektar
-	Tiada data

TECHINICAL NOTES

1. Introduction

This publication provides principal statistics of Natural Rubber information on rubber obtained from the Census of Rubber Estates (RE), Census of Rubber Processors (RP) and Census of Rubber Consumers (RC) were conducted every month.

2. Objective

The main objective of this report is to provide statistics on rubber with regards to production, imports, exports, domestic consumption and stocks. In addition, data of prices, number of employees, salaries & wages and productivity in rubber estates are also included. These statistics will assist the government in development planning, policy making and decision-makers of rubber based industries.

3. Legal authority

The survey was conducted under the provisions of the Statistics Act, 1965 (Revised 1989). Section 5 of this Act requires all establishments operating in Malaysia to provide actual information or best estimates to the Department. The Act stipulates that the contents of the individual returns received are confidential and only aggregated figures are published. Meanwhile, Section 7 under the same Act provides the penalty to the respondents that could not comply with the survey undertaken.

4. Scope and coverage

The census covered all rubber estates, rubber processor factories and rubber consumer factories in Malaysia registered with the Companies Commission of Malaysia (SSM), Malaysian Rubber Board (MRB) and Rubber Industry Smallholders Development Authority (RISDA).

The census of RE covered growing of rubber trees (estates). This industrial 5-digit level (01291) is classified under the Malaysia Standard Industrial Classification (MSIC) 2008. Census of RP covered the factories processing raw natural rubber into semi-finished products (Example: Standard Malaysian Rubber (S.M.R.), Latex Concentrate (LC) etc.). Whereas census of RC covered to factories consuming raw natural rubber/semi-finished products and processed into finished products (Example: tyres, gloves etc.).

5. Frame (source)

The frame (source) of rubber censuses are updated annually to take into account new establishments and to record any changes in the status of the establishments such as closed down, not operation, change in activities and location or postal addresses.

6. Methodology

The census was primarily conducted through mail enquiry using RE, RP and RC questionnaire. Respondents were given one month to complete and return the questionnaire to the Department. Field enumeration was then carried out to collect the complete questionnaire from the establishments that did not respond.

7. Concepts and definitions

Concepts and definitions used are based on the recommendations of the United Nations' Statistical Office¹ and The Association of Natural Rubber Producing Countries (ANRPC). These concepts adhere to accepted practices, thereby facilitating international comparability of data.

8. Definition of rubber industry

Rubber estate

- (i) All areas, contiguous or non-contiguous, aggregating not less than 40.47 hectares (100 acres), planted with rubber or on which the planting of rubber is permitted and is under a single legal ownership; or*
- (ii) Any area planted with rubber in a coconut, cocoa or oil palm estate.*

Rubber smallholding

It is defined as all areas, contiguous or non-contiguous, aggregating less than 40.47 hectares (100 acres), planted with rubber or on which the planting of rubber is permitted and is under a single legal ownership. Smallholdings can be organized or unorganized. Organized smallholdings include those under various government schemes such as follows :-

- (i) Federal Land Development Authority (FELDA);*
- (ii) Rubber Industry Smallholders Development Authority (RISDA);*
- (iii) Federal Land Consolidation and Rehabilitation Authority (FELCRA);*
- (iv) Other Federal Government land schemes; and*
- (v) State Government land schemes.*

¹ *International Recommendations for Industrial Statistics, United Nations' Statistical Office, Statistical Papers, Series, M No. 90, United Nations, New York, 2009.*

Planted area

The area planted with rubber (mature and/or immature) and which has not been abandoned permanently.

Tapped area

The area under mature rubber that has been tapped including areas "rested" under rotational systems.

Production

Production of natural rubber refers to the dry rubber content (DRC) of field latex, rubber sheets and scrap (lump and bark) produced by estates and smallholders. This data is collected from the purchasing data of raw rubber processor factories.

Yield

The yield is derived by dividing the total production by the average hectareage tapped during the reference month.

The data on imports and exports are compiled by the Department of Statistics from declaration forms sourced from the Malaysian Royal Customs Department and Free Zone Authorities. External trade data for Malaysia do not include inter-regional trade between Peninsular Malaysia, Sabah and Sarawak.

9. Imports and Exports

Import

Goods are brought into the country either directly or into bonded warehouses, whether or not such goods are for consumption, to be processed, used in manufacturing or for subsequent re-exports to other countries. This categorization of imports is also termed as 'general imports'. In this report, imports are classified according to the country of origin of the goods, that is, the country where the goods are given the final form before they are imported into the registration area.

Exports

Goods (locally produced or manufactured or imported for subsequent re-exports) taken out of the country. In this report, exports are classified according to the country of destination, that is, the country where it is expected that the goods will be consumed insofar as this can be ascertained at the time of export. In the case of goods shipped on an "Optional bill of lading", the country of destination refers to that of the first port declared. If the information regarding the country of destination of goods exported via Singapore is not known/available, such exports are included under the value of exports to Singapore that is, under the same category as goods consumed in Singapore. Exports include re-exports. This categorization of exports is also termed as 'general exports'. Data of imports and exports only covers natural rubber codes under HS4001.10.000 to HS4001.29.999.

- 10. Domestic consumption** *This refers to the usage of natural rubber such as latex concentrate, Ribbed Smoked Sheet (R.S.S.), Standard Malaysian Rubber (S.M.R.), etc. by manufacturing establishments in Malaysia to produce products such as tyres and tubes, rubber footwear, rubber gloves, rubber bands and others. Excluding rubber compound & reclaimed rubber and synthetics rubber.*
- 11. Stocks** *This refers to stocks of rubber owned by establishments regardless where it is located i.e. inside or outside the factory. They include stocks of unprocessed/in process/processed rubber. Stocks are reported as at the beginning and the end of the month.*
- 12. Prices** *Average buyers' mid-day prices for rubber "F.O.B." in Kuala Lumpur. Data on prices are obtained from Malaysian Rubber Board (MRB).*
- 13. Ownership** *The ownership of an establishment is classified by the residential status of the owner(s) of the majority (more than 50 per cent) of the paid-up capital and not by their citizenship status.*
- 14. Employment**
- (i) Malaysian resident is any individual, company or other organization ordinarily domiciled in Malaysia for a period of at least one year. Malaysian registered branches and incorporated subsidiaries of foreign based/origins are also regarded as residents.*

(ii) *Non-Malaysian resident is any individual, company or other organization ordinarily domiciled in a country other than Malaysia. Foreign branches and/or subsidiaries abroad owned by residents are also regarded as non-residents.*

(iii) *Joint-Ownership is any Malaysian residents and Non-Malaysian residents held equal shares in the business.*

Total number of persons engaged

Number of persons working during December or the last pay period of the reference month.

Salaries & wages paid

Salaries & wages paid refer to cash payments, including bonuses, paid commissions, overtime wages, cost of living and allowances made to all employees during the reference year. While the employees' contributions to Employees' Provident Fund (EPF) and Social Security Organisation (SOCSO) is included. The employer's contributions are excluded. Allowances to working proprietor, working partners and unpaid family worker are also not included.

15. Rounding

The sum of the components may not add up to the totals in the tables presented in this publication due to rounding.

16. Notes and symbols

<i>D.R.C</i>	<i>Dry Rubber Content</i>
<i>RM</i>	<i>Ringgit Malaysia</i>
<i>Kg/Ha</i>	<i>Kilogram per hectare</i>
<i>-</i>	<i>Nil</i>

