



KEMENTERIAN PENDIDIKAN MALAYSIA  
MINISTRY OF EDUCATION MALAYSIA

# 2018

## PERANGKAPAN PENDIDIKAN MALAYSIA

Malaysia Educational Statistics

Diterbitkan oleh / *Published by* :

Bahagian Perancangan dan Penyelidikan Dasar Pendidikan  
Kementerian Pendidikan Malaysia  
Aras 1 – 4, Blok E8, Kompleks Kerajaan Parcel E  
Pusat Pentadbiran Kerajaan Persekutuan  
62604 Putrajaya, Malaysia

Tel: +603 – 8884 6296  
Faks: +603 – 8889 5718  
Laman web: [www.moe.gov.my](http://www.moe.gov.my)

*Educational Planning and Research Division  
Ministry of Education Malaysia  
Levels 1 – 4, Block E8, Government Complex Parcel E  
Federal Government Administrative Centre  
62604 Putrajaya, Malaysia*

*Tel: +603 – 8884 6296  
Fax: +603 – 8889 5718  
Website: [www.moe.gov.my](http://www.moe.gov.my)*

Pengkatalogan-Dalam-Penerbitan / *Cataloging-In-Publication*  
Perpustakaan Negara Malaysia / *National Library Malaysia*

ISSN 0128 – 6757

© Hak Cipta Kementerian Pendidikan Malaysia

Semua hak terpelihara. Tiada mana-mana jua daripada penerbitan ini boleh diterbitkan semula atau disimpan dalam bentuk yang diboleh diperolehi semula atau disiarkan dalam sebarang bentuk dengan apa cara sekalipun termasuk elektronik, mekanikal, fotokopi, rakaman atau sebaliknya tanpa izin bertulis daripada Kementerian Pendidikan Malaysia.

© *Copyright Ministry of Education, Malaysia*

*All rights reserved. No part of this publication may be reproduced, stored in a retrieval system, or transmitted, in any forms or by any means, electronic, mechanical, photocopying, recording, and/or otherwise without the prior written permission from Ministry of Education, Malaysia.*

Disember 2018 / *December 2018*



## PRAKATA FOREWORD

PENGARAH, BAHAGIAN PERANCANGAN DAN PENYELIDIKAN DASAR PENDIDIKAN /  
DIRECTOR, EDUCATIONAL PLANNING AND RESEARCH DIVISION

Buku Perangkaan Pendidikan Malaysia (BPPM) merupakan satu penerbitan tahunan yang dihasilkan oleh Bahagian Perancangan dan Penyelidikan Dasar Pendidikan (BPPDP) yang membekalkan data pendidikan yang tepat dan sahih. Maklumat kuantitatif mengenai sistem pendidikan negara adalah penting dalam proses perancangan dan penggubalan dasar khususnya bagi pembuat keputusan, perancang dasar, penganalisis, pegawai kementerian dan penyelidik.

BPPM 2018 mengandungi data dan statistik berkaitan enrolmen, sekolah, guru dan perbelanjaan pendidikan bagi sekolah kerajaan dan sekolah bantuan kerajaan. Selain itu, BPPM 2018 turut memuatkan data dan statistik mengenai pendidikan tertiar dan maklumat asas pendidikan agensi-agensi lain. Data dan statistik dalam buku ini juga digunakan bagi menghasilkan indikator pendidikan yang berguna bagi aktiviti pemantauan dan penilaian ke atas program serta dasar pendidikan negara.

Akhir kata, saya ingin mengucapkan setinggi-tinggi tahniah dan penghargaan kepada pasukan penyedia BPPM 2018 daripada BPPDP KPM, bahagian KPM dan agensi lain yang telah bersama-sama menjayakan penerbitan buku ini. Harapan saya agar kerjasama ini akan berterusan di masa akan datang.

*The Malaysia Educational Statistics (MES) is an annual publication of the Education Planning and Research Division (EPRD), Ministry of Education Malaysia (MOE) which provides a reliable and valid educational data. A quantitative information on education system is important in the planning and policy formulation, particularly to the decision-makers, policy planners, analysts, ministry's officers and researchers.*

*MES 2018 contains data and statistics related to enrolment, schools, teachers and educational expenditures in government and government-aided schools. In addition, the MES 2018 also includes tertiary education statistics and basic education information of other agencies. These education statistics are used to generate indicators for monitoring and evaluation activities on education policies and programs that are carried out in the current year.*

*Lastly, I would like to express my appreciation to the MES team in EPRD, various divisions in the MOE, State Education Departments, District Education Offices, schools and other agencies for their commitment and contributions toward the publication of MES 2018. I hope this cooperation will continue in the future.*

(DR. AHMAD RAFAE BIN CHE KASSIM)

## KANDUNGAN CONTENTS

TAJUK TITLE	MUKA SURAT PAGE
<i>Prakata Foreword</i>	iii
<i>Kandungan Contents</i>	iv
<i>Ringkasan Abbreviations</i>	xxvi

## CARTA / CHARTS

CARTA CHART	TAJUK TITLE	MUKA SURAT PAGE
1.0	STRUKTUR SISTEM PENDIDIKAN DI MALAYSIA <i>STRUCTURE OF THE EDUCATION SYSTEM IN MALAYSIA</i>	xxviii
2.0	INDIKATOR PENDIDIKAN MALAYSIA: KEMENTERIAN PENDIDIKAN MALAYSIA <i>MALAYSIA EDUCATION INDICATORS: MINISTRY OF EDUCATION MALAYSIA</i>	xxx
2.1	BILANGAN SEKOLAH KERAJAAN DAN BANTUAN KERAJAAN DI MALAYSIA (2014 – 2018) <i>NUMBER OF GOVERNMENT AND GOVERNMENT – AIDED SCHOOLS IN MALAYSIA (2014 – 2018)</i>	xxx
2.2	BILANGAN GURU DI SEKOLAH KERAJAAN DAN BANTUAN KERAJAAN DI MALAYSIA (2014 – 2018) <i>NUMBER OF TEACHERS IN GOVERNMENT AND GOVERNMENT – AIDED SCHOOLS IN MALAYSIA (2014 – 2018)</i>	xxx
2.3	BILANGAN MURID DI SEKOLAH KERAJAAN DAN BANTUAN KERAJAAN DI MALAYSIA (2014 – 2018) <i>NUMBER OF PUPILS IN GOVERNMENT AND GOVERNMENT – AIDED SCHOOLS IN MALAYSIA (2014 – 2018)</i>	xxxii
2.4	KADAR PENYERTAAN MURID DI SEKOLAH KERAJAAN DAN BANTUAN KERAJAAN DI MALAYSIA (2014 – 2018) <i>PARTICIPATION RATE IN GOVERNMENT AND GOVERNMENT – AIDED SCHOOLS IN MALAYSIA (2014 – 2018)</i>	xxxii
2.5	KADAR PERALIHAN MURID DI SEKOLAH KERAJAAN DAN BANTUAN KERAJAAN DI MALAYSIA (2014 – 2018) <i>TRANSITION RATE IN GOVERNMENT AND GOVERNMENT – AIDED SCHOOLS IN MALAYSIA (2014 – 2018)</i>	xxxii
2.6	NISBAH MURID GURU DI SEKOLAH KERAJAAN DAN BANTUAN KERAJAAN DI MALAYSIA (2014 – 2018) <i>PUPIL TEACHER RATIO IN GOVERNMENT AND GOVERNMENT – AIDED SCHOOLS IN MALAYSIA (2014 – 2018)</i>	xxxii
2.7	BILANGAN BILIK DARJAH DI SEKOLAH KERAJAAN DAN BANTUAN KERAJAAN DI MALAYSIA (2014 – 2018) <i>NUMBER OF CLASSROOMS IN GOVERNMENT AND GOVERNMENT – AIDED SCHOOLS IN MALAYSIA (2014 – 2018)</i>	xxxiii
2.8	BILANGAN KELAS DI SEKOLAH KERAJAAN DAN BANTUAN KERAJAAN DI MALAYSIA (2014 – 2018) <i>NUMBER OF CLASSES IN GOVERNMENT AND GOVERNMENT – AIDED SCHOOLS IN MALAYSIA (2014 – 2018)</i>	xxxiii
2.9	NISBAH MURID KELAS DI SEKOLAH KERAJAAN DAN BANTUAN KERAJAAN DI MALAYSIA (2014 – 2018) <i>PUPIL CLASS RATIO IN GOVERNMENT AND GOVERNMENT – AIDED SCHOOLS IN MALAYSIA (2014 – 2018)</i>	xxxiv
2.10	NISBAH BILIK DARJAH KEPADA KELAS DI SEKOLAH KERAJAAN DAN BANTUAN KERAJAAN DI MALAYSIA (2014 – 2018) <i>CLASSROOM TO CLASS RATIO IN GOVERNMENT AND GOVERNMENT – AIDED SCHOOLS IN MALAYSIA (2014 – 2018)</i>	xxxiv

## BAB 1: ENROLMEN / ENROLMENT

TAJUK TITLE	MUKA SURAT PAGE
1.1 BILANGAN DAN PERATUS ENROLMEN DI INSTITUSI PENDIDIKAN KERAJAAN DAN BANTUAN KERAJAAN MENGIKUT GRED DAN PERINGKAT PENDIDIKAN SEPERTI PADA 30 JUN 2018 <i>NUMBER AND PERCENTAGE OF ENROLMENT IN GOVERNMENT AND GOVERNMENT-AIDED EDUCATIONAL INSTITUTIONS BY GRADE AND LEVEL OF EDUCATION AS OF 30th JUNE 2018</i>	2
1.2 KADAR PENYERTAAN DI INSTITUSI PENDIDIKAN KERAJAAN DAN BANTUAN KERAJAAN MENGIKUT PERINGKAT PENDIDIKAN (2014 – 2018) <i>PARTICIPATION RATE IN GOVERNMENT AND GOVERNMENT-AIDED EDUCATIONAL INSTITUTIONS BY LEVEL OF EDUCATION (2014 – 2018)</i>	3
1.3 PERBEZAAN DI ANTARA ENROLMEN TAHUN 2017 DAN 2018 DI INSTITUSI PENDIDIKAN KERAJAAN DAN BANTUAN KERAJAAN MENGIKUT KUMPULAN UMUR DAN PERINGKAT PENDIDIKAN <i>DIFFERENCE IN ENROLMENT 2017 AND 2018 IN GOVERNMENT AND GOVERNMENT-AIDED EDUCATIONAL INSTITUTIONS BY AGE GROUP AND LEVEL OF EDUCATION</i>	3
1.4 KADAR PERALIHAN ENROLMEN DARI PERINGKAT RENDAH KE MENENGAH RENDAH, MENENGAH RENDAH KE MENENGAH ATAS DAN MENENGAH ATAS KE LEPAS MENENGAH DI SEKOLAH KERAJAAN DAN SEKOLAH BANTUAN KERAJAAN (2009 – 2018) <i>TRANSITION RATE OF ENROLMENT FROM PRIMARY TO LOWER SECONDARY LEVEL, LOWER SECONDARY TO UPPER SECONDARY LEVEL, AND FROM UPPER SECONDARY TO POST SECONDARY LEVEL IN GOVERNMENT AND GOVERNMENT-AIDED SCHOOLS (2009 – 2018)</i>	4
1.5 ENROLMEN PERINGKAT PRASEKOLAH DI SEKOLAH KERAJAAN DAN BANTUAN KERAJAAN SEPERTI PADA 30 JUN 2018 <i>ENROLMENT AT PRE-SCHOOL LEVEL IN GOVERNMENT AND GOVERNMENT-AIDED SCHOOLS AS OF 30th JUNE 2018</i>	4
1.5A ENROLMEN PERINGKAT PRASEKOLAH DI SEKOLAH KERAJAAN DAN BANTUAN KERAJAAN MENGIKUT LOKASI (BANDAR) SEPERTI PADA 30 JUN 2018 <i>ENROLMENT AT PRE-SCHOOL LEVEL IN GOVERNMENT AND GOVERNMENT-AIDED SCHOOLS BY LOCATION (URBAN) AS OF 30th JUNE 2018</i>	6
1.5B ENROLMEN PERINGKAT PRASEKOLAH DI SEKOLAH KERAJAAN DAN BANTUAN KERAJAAN MENGIKUT LOKASI (LUAR BANDAR) SEPERTI PADA 30 JUN 2018 <i>ENROLMENT AT PRE-SCHOOL LEVEL IN GOVERNMENT AND GOVERNMENT-AIDED SCHOOLS BY LOCATION (RURAL) AS OF 30th JUNE 2018</i>	6
1.5.1 ENROLMEN PERINGKAT PRASEKOLAH DI SEKOLAH KERAJAAN DAN BANTUAN KERAJAAN MENGIKUT UMUR SEPERTI PADA 30 JUN 2018 <i>ENROLMENT AT PRE-SCHOOL LEVEL IN GOVERNMENT AND GOVERNMENT-AIDED SCHOOLS BY AGE AS OF 30th JUNE 2018</i>	8
1.5.1A ENROLMEN PERINGKAT PRASEKOLAH DI SEKOLAH KERAJAAN DAN BANTUAN KERAJAAN MENGIKUT UMUR DAN LOKASI (BANDAR) SEPERTI PADA 30 JUN 2018 <i>ENROLMENT AT PRE-SCHOOL LEVEL IN GOVERNMENT AND GOVERNMENT-AIDED SCHOOLS BY AGE AND LOCATION (URBAN) AS OF 30th JUNE 2018</i>	8
1.5.1B ENROLMEN PERINGKAT PRASEKOLAH DI SEKOLAH KERAJAAN DAN BANTUAN KERAJAAN MENGIKUT UMUR DAN LOKASI (LUAR BANDAR) SEPERTI PADA 30 JUN 2018 <i>ENROLMENT AT PRE-SCHOOL LEVEL IN GOVERNMENT AND GOVERNMENT-AIDED SCHOOLS BY AGE AND LOCATION (RURAL) AS OF 30th JUNE 2018</i>	9
1.6 ENROLMEN PROGRAM PENDIDIKAN KHAS INTEGRASI PRASEKOLAH SEPERTI 30 JUN 2018 <i>ENROLMENT IN PRE-SCHOOL SPECIAL EDUCATION INTEGRATION PROGRAMME AS OF 30th JUNE 2018</i>	10
1.6.1 ENROLMEN PRASEKOLAH DI SEKOLAH PENDIDIKAN KHAS SEPERTI 30 JUN 2018 <i>ENROLMENT PRE-SCHOOL IN SPECIAL EDUCATION SCHOOL OF 30th JUNE 2018</i>	11
<b>MALAYSIA</b>	
1.7 ENROLMEN PERINGKAT RENDAH DI SEKOLAH KERAJAAN DAN BANTUAN KERAJAAN SEPERTI PADA 30 JUN 2018 <i>ENROLMENT AT PRIMARY LEVEL IN GOVERNMENT AND GOVERNMENT-AIDED SCHOOLS AS OF 30th JUNE 2018</i>	12
1.7A ENROLMEN PERINGKAT RENDAH DI SEKOLAH KERAJAAN DAN BANTUAN KERAJAAN MENGIKUT LOKASI (BANDAR) SEPERTI PADA 30 JUN 2018 <i>ENROLMENT AT PRIMARY LEVEL IN GOVERNMENT AND GOVERNMENT-AIDED SCHOOLS BY LOCATION (URBAN) AS OF 30th JUNE 2018</i>	12
1.7B ENROLMEN PERINGKAT RENDAH DI SEKOLAH KERAJAAN DAN BANTUAN KERAJAAN MENGIKUT LOKASI (LUAR BANDAR) SEPERTI PADA 30 JUN 2018 <i>ENROLMENT AT PRIMARY LEVEL IN GOVERNMENT AND GOVERNMENT-AIDED SCHOOLS BY LOCATION (RURAL) AS OF 30th JUNE 2018</i>	12
<b>JOHOR</b>	
1.7.1 ENROLMEN PERINGKAT RENDAH DI SEKOLAH KERAJAAN DAN BANTUAN KERAJAAN SEPERTI PADA 30 JUN 2018 <i>ENROLMENT AT PRIMARY LEVEL IN GOVERNMENT AND GOVERNMENT-AIDED SCHOOLS AS OF 30th JUNE 2018</i>	13
1.7.1A ENROLMEN PERINGKAT RENDAH DI SEKOLAH KERAJAAN DAN BANTUAN KERAJAAN MENGIKUT LOKASI (BANDAR) SEPERTI PADA 30 JUN 2018 <i>ENROLMENT AT PRIMARY LEVEL IN GOVERNMENT AND GOVERNMENT-AIDED SCHOOLS BY LOCATION (URBAN) AS OF 30th JUNE 2018</i>	13

TAJUK TITLE	MUKA SURAT PAGE
1.7.1B ENROLMEN PERINGKAT RENDAH DI SEKOLAH KERAJAAN DAN BANTUAN KERAJAAN MENGIKUT LOKASI (LUAR BANDAR) SEPERTI PADA 30 JUN 2018 <i>ENROLMENT AT PRIMARY LEVEL IN GOVERNMENT AND GOVERNMENT-AIDED SCHOOLS BY LOCATION (RURAL) AS OF 30th JUNE 2018</i>	13
KEDAH	
1.7.2 ENROLMEN PERINGKAT RENDAH DI SEKOLAH KERAJAAN DAN BANTUAN KERAJAAN SEPERTI PADA 30 JUN 2018 <i>ENROLMENT AT PRIMARY LEVEL IN GOVERNMENT AND GOVERNMENT-AIDED SCHOOLS AS OF 30th JUNE 2018</i>	14
1.7.2A ENROLMEN PERINGKAT RENDAH DI SEKOLAH KERAJAAN DAN BANTUAN KERAJAAN MENGIKUT LOKASI (BANDAR) SEPERTI PADA 30 JUN 2018 <i>ENROLMENT AT PRIMARY LEVEL IN GOVERNMENT AND GOVERNMENT-AIDED SCHOOLS BY LOCATION (URBAN) AS OF 30th JUNE 2018</i>	14
1.7.2B ENROLMEN PERINGKAT RENDAH DI SEKOLAH KERAJAAN DAN BANTUAN KERAJAAN MENGIKUT LOKASI (LUAR BANDAR) SEPERTI PADA 30 JUN 2018 <i>ENROLMENT AT PRIMARY LEVEL IN GOVERNMENT AND GOVERNMENT-AIDED SCHOOLS BY LOCATION (RURAL) AS OF 30th JUNE 2018</i>	14
KELANTAN	
1.7.3 ENROLMEN PERINGKAT RENDAH DI SEKOLAH KERAJAAN DAN BANTUAN KERAJAAN SEPERTI PADA 30 JUN 2018 <i>ENROLMENT AT PRIMARY LEVEL IN GOVERNMENT AND GOVERNMENT-AIDED SCHOOLS AS OF 30th JUNE 2018</i>	15
1.7.3A ENROLMEN PERINGKAT RENDAH DI SEKOLAH KERAJAAN DAN BANTUAN KERAJAAN MENGIKUT LOKASI (BANDAR) SEPERTI PADA 30 JUN 2018 <i>ENROLMENT AT PRIMARY LEVEL IN GOVERNMENT AND GOVERNMENT-AIDED SCHOOLS BY LOCATION (URBAN) AS OF 30th JUNE 2018</i>	15
1.7.3B ENROLMEN PERINGKAT RENDAH DI SEKOLAH KERAJAAN DAN BANTUAN KERAJAAN MENGIKUT LOKASI (LUAR BANDAR) SEPERTI PADA 30 JUN 2018 <i>ENROLMENT AT PRIMARY LEVEL IN GOVERNMENT AND GOVERNMENT-AIDED SCHOOLS BY LOCATION (RURAL) AS OF 30th JUNE 2018</i>	15
MELAKA	
1.7.4 ENROLMEN PERINGKAT RENDAH DI SEKOLAH KERAJAAN DAN BANTUAN KERAJAAN SEPERTI PADA 30 JUN 2018 <i>ENROLMENT AT PRIMARY LEVEL IN GOVERNMENT AND GOVERNMENT-AIDED SCHOOLS AS OF 30th JUNE 2018</i>	16
1.7.4A ENROLMEN PERINGKAT RENDAH DI SEKOLAH KERAJAAN DAN BANTUAN KERAJAAN MENGIKUT LOKASI (BANDAR) SEPERTI PADA 30 JUN 2018 <i>ENROLMENT AT PRIMARY LEVEL IN GOVERNMENT AND GOVERNMENT-AIDED SCHOOLS BY LOCATION (URBAN) AS OF 30th JUNE 2018</i>	16
1.7.4B ENROLMEN PERINGKAT RENDAH DI SEKOLAH KERAJAAN DAN BANTUAN KERAJAAN MENGIKUT LOKASI (LUAR BANDAR) SEPERTI PADA 30 JUN 2018 <i>ENROLMENT AT PRIMARY LEVEL IN GOVERNMENT AND GOVERNMENT-AIDED SCHOOLS BY LOCATION (RURAL) AS OF 30th JUNE 2018</i>	16
NEGERI SEMBILAN	
1.7.5 ENROLMEN PERINGKAT RENDAH DI SEKOLAH KERAJAAN DAN BANTUAN KERAJAAN SEPERTI PADA 30 JUN 2018 <i>ENROLMENT AT PRIMARY LEVEL IN GOVERNMENT AND GOVERNMENT-AIDED SCHOOLS AS OF 30th JUNE 2018</i>	17
1.7.5A ENROLMEN PERINGKAT RENDAH DI SEKOLAH KERAJAAN DAN BANTUAN KERAJAAN MENGIKUT LOKASI (BANDAR) SEPERTI PADA 30 JUN 2018 <i>ENROLMENT AT PRIMARY LEVEL IN GOVERNMENT AND GOVERNMENT-AIDED SCHOOLS BY LOCATION (URBAN) AS OF 30th JUNE 2018</i>	17
1.7.5B ENROLMEN PERINGKAT RENDAH DI SEKOLAH KERAJAAN DAN BANTUAN KERAJAAN MENGIKUT LOKASI (LUAR BANDAR) SEPERTI PADA 30 JUN 2018 <i>ENROLMENT AT PRIMARY LEVEL IN GOVERNMENT AND GOVERNMENT-AIDED SCHOOLS BY LOCATION (RURAL) AS OF 30th JUNE 2018</i>	17
PAHANG	
1.7.6 ENROLMEN PERINGKAT RENDAH DI SEKOLAH KERAJAAN DAN BANTUAN KERAJAAN SEPERTI PADA 30 JUN 2018 <i>ENROLMENT AT PRIMARY LEVEL IN GOVERNMENT AND GOVERNMENT-AIDED SCHOOLS AS OF 30th JUNE 2018</i>	18
1.7.6A ENROLMEN PERINGKAT RENDAH DI SEKOLAH KERAJAAN DAN BANTUAN KERAJAAN MENGIKUT LOKASI (BANDAR) SEPERTI PADA 30 JUN 2018 <i>ENROLMENT AT PRIMARY LEVEL IN GOVERNMENT AND GOVERNMENT-AIDED SCHOOLS BY LOCATION (URBAN) AS OF 30th JUNE 2018</i>	18
1.7.6B ENROLMEN PERINGKAT RENDAH DI SEKOLAH KERAJAAN DAN BANTUAN KERAJAAN MENGIKUT LOKASI (LUAR BANDAR) SEPERTI PADA 30 JUN 2018 <i>ENROLMENT AT PRIMARY LEVEL IN GOVERNMENT AND GOVERNMENT-AIDED SCHOOLS BY LOCATION (RURAL) AS OF 30th JUNE 2018</i>	18
PERAK	
1.7.7 ENROLMEN PERINGKAT RENDAH DI SEKOLAH KERAJAAN DAN BANTUAN KERAJAAN SEPERTI PADA 30 JUN 2018 <i>ENROLMENT AT PRIMARY LEVEL IN GOVERNMENT AND GOVERNMENT-AIDED SCHOOLS AS OF 30th JUNE 2018</i>	19
1.7.7A ENROLMEN PERINGKAT RENDAH DI SEKOLAH KERAJAAN DAN BANTUAN KERAJAAN MENGIKUT LOKASI (BANDAR) SEPERTI PADA 30 JUN 2018 <i>ENROLMENT AT PRIMARY LEVEL IN GOVERNMENT AND GOVERNMENT-AIDED SCHOOLS BY LOCATION (URBAN) AS OF 30th JUNE 2018</i>	19

TAJUK TITLE		MUKA SURAT PAGE
1.7.7B	ENROLMEN PERINGKAT RENDAH DI SEKOLAH KERAJAAN DAN BANTUAN KERAJAAN MENGIKUT LOKASI (LUAR BANDAR) SEPERTI PADA 30 JUN 2018 <i>ENROLMENT AT PRIMARY LEVEL IN GOVERNMENT AND GOVERNMENT-AIDED SCHOOLS BY LOCATION (RURAL) AS OF 30th JUNE 2018</i>	19
PERLIS		
1.7.8	ENROLMEN PERINGKAT RENDAH DI SEKOLAH KERAJAAN DAN BANTUAN KERAJAAN SEPERTI PADA 30 JUN 2018 <i>ENROLMENT AT PRIMARY LEVEL IN GOVERNMENT AND GOVERNMENT-AIDED SCHOOLS AS OF 30th JUNE 2018</i>	20
1.7.8A	ENROLMEN PERINGKAT RENDAH DI SEKOLAH KERAJAAN DAN BANTUAN KERAJAAN MENGIKUT LOKASI (BANDAR) SEPERTI PADA 30 JUN 2018 <i>ENROLMENT AT PRIMARY LEVEL IN GOVERNMENT AND GOVERNMENT-AIDED SCHOOLS BY LOCATION (URBAN) AS OF 30th JUNE 2018</i>	20
1.7.8B	ENROLMEN PERINGKAT RENDAH DI SEKOLAH KERAJAAN DAN BANTUAN KERAJAAN MENGIKUT LOKASI (LUAR BANDAR) SEPERTI PADA 30 JUN 2018 <i>ENROLMENT AT PRIMARY LEVEL IN GOVERNMENT AND GOVERNMENT-AIDED SCHOOLS BY LOCATION (RURAL) AS OF 30th JUNE 2018</i>	20
PULAU PINANG		
1.7.9	ENROLMEN PERINGKAT RENDAH DI SEKOLAH KERAJAAN DAN BANTUAN KERAJAAN SEPERTI PADA 30 JUN 2018 <i>ENROLMENT AT PRIMARY LEVEL IN GOVERNMENT AND GOVERNMENT-AIDED SCHOOLS AS OF 30th JUNE 2018</i>	21
1.7.9A	ENROLMEN PERINGKAT RENDAH DI SEKOLAH KERAJAAN DAN BANTUAN KERAJAAN MENGIKUT LOKASI (BANDAR) SEPERTI PADA 30 JUN 2018 <i>ENROLMENT AT PRIMARY LEVEL IN GOVERNMENT AND GOVERNMENT-AIDED SCHOOLS BY LOCATION (URBAN) AS OF 30th JUNE 2018</i>	21
1.7.9B	ENROLMEN PERINGKAT RENDAH DI SEKOLAH KERAJAAN DAN BANTUAN KERAJAAN MENGIKUT LOKASI (LUAR BANDAR) SEPERTI PADA 30 JUN 2018 <i>ENROLMENT AT PRIMARY LEVEL IN GOVERNMENT AND GOVERNMENT-AIDED SCHOOLS BY LOCATION (RURAL) AS OF 30th JUNE 2018</i>	21
SABAH		
1.7.10	ENROLMEN PERINGKAT RENDAH DI SEKOLAH KERAJAAN DAN BANTUAN KERAJAAN SEPERTI PADA 30 JUN 2018 <i>ENROLMENT AT PRIMARY LEVEL IN GOVERNMENT AND GOVERNMENT-AIDED SCHOOLS AS OF 30th JUNE 2018</i>	22
1.7.10A	ENROLMEN PERINGKAT RENDAH DI SEKOLAH KERAJAAN DAN BANTUAN KERAJAAN MENGIKUT LOKASI (BANDAR) SEPERTI PADA 30 JUN 2018 <i>ENROLMENT AT PRIMARY LEVEL IN GOVERNMENT AND GOVERNMENT-AIDED SCHOOLS BY LOCATION (URBAN) AS OF 30th JUNE 2018</i>	22
1.7.10B	ENROLMEN PERINGKAT RENDAH DI SEKOLAH KERAJAAN DAN BANTUAN KERAJAAN MENGIKUT LOKASI (LUAR BANDAR) SEPERTI PADA 30 JUN 2018 <i>ENROLMENT AT PRIMARY LEVEL IN GOVERNMENT AND GOVERNMENT-AIDED SCHOOLS BY LOCATION (RURAL) AS OF 30th JUNE 2018</i>	22
SARAWAK		
1.7.11	ENROLMEN PERINGKAT RENDAH DI SEKOLAH KERAJAAN DAN BANTUAN KERAJAAN SEPERTI PADA 30 JUN 2018 <i>ENROLMENT AT PRIMARY LEVEL IN GOVERNMENT AND GOVERNMENT-AIDED SCHOOLS AS OF 30th JUNE 2018</i>	23
1.7.11A	ENROLMEN PERINGKAT RENDAH DI SEKOLAH KERAJAAN DAN BANTUAN KERAJAAN MENGIKUT LOKASI (BANDAR) SEPERTI PADA 30 JUN 2018 <i>ENROLMENT AT PRIMARY LEVEL IN GOVERNMENT AND GOVERNMENT-AIDED SCHOOLS BY LOCATION (URBAN) AS OF 30th JUNE 2018</i>	23
1.7.11B	ENROLMEN PERINGKAT RENDAH DI SEKOLAH KERAJAAN DAN BANTUAN KERAJAAN MENGIKUT LOKASI (LUAR BANDAR) SEPERTI PADA 30 JUN 2018 <i>ENROLMENT AT PRIMARY LEVEL IN GOVERNMENT AND GOVERNMENT-AIDED SCHOOLS BY LOCATION (RURAL) AS OF 30th JUNE 2018</i>	23
SELANGOR		
1.7.12	ENROLMEN PERINGKAT RENDAH DI SEKOLAH KERAJAAN DAN BANTUAN KERAJAAN SEPERTI PADA 30 JUN 2018 <i>ENROLMENT AT PRIMARY LEVEL IN GOVERNMENT AND GOVERNMENT-AIDED SCHOOLS AS OF 30th JUNE 2018</i>	24
1.7.12A	ENROLMEN PERINGKAT RENDAH DI SEKOLAH KERAJAAN DAN BANTUAN KERAJAAN MENGIKUT LOKASI (BANDAR) SEPERTI PADA 30 JUN 2018 <i>ENROLMENT AT PRIMARY LEVEL IN GOVERNMENT AND GOVERNMENT-AIDED SCHOOLS BY LOCATION (URBAN) AS OF 30th JUNE 2018</i>	24
1.7.12B	ENROLMEN PERINGKAT RENDAH DI SEKOLAH KERAJAAN DAN BANTUAN KERAJAAN MENGIKUT LOKASI (LUAR BANDAR) SEPERTI PADA 30 JUN 2018 <i>ENROLMENT AT PRIMARY LEVEL IN GOVERNMENT AND GOVERNMENT-AIDED SCHOOLS BY LOCATION (RURAL) AS OF 30th JUNE 2018</i>	24
TERENGGANU		
1.7.13	ENROLMEN PERINGKAT RENDAH DI SEKOLAH KERAJAAN DAN BANTUAN KERAJAAN SEPERTI PADA 30 JUN 2018 <i>ENROLMENT AT PRIMARY LEVEL IN GOVERNMENT AND GOVERNMENT-AIDED SCHOOLS AS OF 30th JUNE 2018</i>	25
1.7.13A	ENROLMEN PERINGKAT RENDAH DI SEKOLAH KERAJAAN DAN BANTUAN KERAJAAN MENGIKUT LOKASI (BANDAR) SEPERTI PADA 30 JUN 2018 <i>ENROLMENT AT PRIMARY LEVEL IN GOVERNMENT AND GOVERNMENT-AIDED SCHOOLS BY LOCATION (URBAN) AS OF 30th JUNE 2018</i>	25

TAJUK TITLE	MUKA SURAT PAGE
1.7.13B ENROLMEN PERINGKAT RENDAH DI SEKOLAH KERAJAAN DAN BANTUAN KERAJAAN MENGIKUT LOKASI (LUAR BANDAR) SEPERTI PADA 30 JUN 2018 <i>ENROLMENT AT PRIMARY LEVEL IN GOVERNMENT AND GOVERNMENT-AIDED SCHOOLS BY LOCATION (RURAL) AS OF 30th JUNE 2018</i>	25
WP KUALA LUMPUR	
1.7.14 ENROLMEN PERINGKAT RENDAH DI SEKOLAH KERAJAAN DAN BANTUAN KERAJAAN SEPERTI PADA 30 JUN 2018 <i>ENROLMENT AT PRIMARY LEVEL IN GOVERNMENT AND GOVERNMENT-AIDED SCHOOLS AS OF 30th JUNE 2018</i>	26
WP LABUAN	
1.7.15 ENROLMEN PERINGKAT RENDAH DI SEKOLAH KERAJAAN DAN BANTUAN KERAJAAN SEPERTI PADA 30 JUN 2018 <i>ENROLMENT AT PRIMARY LEVEL IN GOVERNMENT AND GOVERNMENT-AIDED SCHOOLS AS OF 30th JUNE 2018</i>	26
WP PUTRAJAYA	
1.7.16 ENROLMEN PERINGKAT RENDAH DI SEKOLAH KERAJAAN DAN BANTUAN KERAJAAN SEPERTI PADA 30 JUN 2018 <i>ENROLMENT AT PRIMARY LEVEL IN GOVERNMENT AND GOVERNMENT-AIDED SCHOOLS AS OF 30th JUNE 2018</i>	26
<b>MALAYSIA</b>	
1.8 ENROLMEN PERINGKAT MENENGAH DI SEKOLAH KERAJAAN DAN BANTUAN KERAJAAN SEPERTI PADA 30 JUN 2018 <i>ENROLMENT AT SECONDARY LEVEL IN GOVERNMENT AND GOVERNMENT-AIDED SCHOOLS AS OF 30th JUNE 2018</i>	28
1.8A ENROLMEN PERINGKAT MENENGAH DI SEKOLAH KERAJAAN DAN BANTUAN KERAJAAN MENGIKUT LOKASI (BANDAR) SEPERTI PADA 30 JUN 2018 <i>ENROLMENT AT SECONDARY LEVEL IN GOVERNMENT AND GOVERNMENT-AIDED SCHOOLS BY LOCATION (URBAN) AS OF 30th JUNE 2018</i>	30
1.8B ENROLMEN PERINGKAT MENENGAH DI SEKOLAH KERAJAAN DAN BANTUAN KERAJAAN MENGIKUT LOKASI (LUAR BANDAR) SEPERTI PADA 30 JUN 2018 <i>ENROLMENT AT SECONDARY LEVEL IN GOVERNMENT AND GOVERNMENT-AIDED SCHOOLS BY LOCATION (RURAL) AS OF 30th JUNE 2018</i>	32
JOHOR	
1.8.1 ENROLMEN PERINGKAT MENENGAH DI SEKOLAH KERAJAAN DAN BANTUAN KERAJAAN SEPERTI PADA 30 JUN 2018 <i>ENROLMENT AT SECONDARY LEVEL IN GOVERNMENT AND GOVERNMENT-AIDED SCHOOLS AS OF 30th JUNE 2018</i>	34
1.8.1A ENROLMEN PERINGKAT MENENGAH DI SEKOLAH KERAJAAN DAN BANTUAN KERAJAAN MENGIKUT LOKASI (BANDAR) SEPERTI PADA 30 JUN 2018 <i>ENROLMENT AT SECONDARY LEVEL IN GOVERNMENT AND GOVERNMENT-AIDED SCHOOLS BY LOCATION (URBAN) AS OF 30th JUNE 2018</i>	36
1.8.1B ENROLMEN PERINGKAT MENENGAH DI SEKOLAH KERAJAAN DAN BANTUAN KERAJAAN MENGIKUT LOKASI (LUAR BANDAR) SEPERTI PADA 30 JUN 2018 <i>ENROLMENT AT SECONDARY LEVEL IN GOVERNMENT AND GOVERNMENT-AIDED SCHOOLS BY LOCATION (RURAL) AS OF 30th JUNE 2018</i>	38
KEDAH	
1.8.2 ENROLMEN PERINGKAT MENENGAH DI SEKOLAH KERAJAAN DAN BANTUAN KERAJAAN SEPERTI PADA 30 JUN 2018 <i>ENROLMENT AT SECONDARY LEVEL IN GOVERNMENT AND GOVERNMENT-AIDED SCHOOLS AS OF 30th JUNE 2018</i>	40
1.8.2A ENROLMEN PERINGKAT MENENGAH DI SEKOLAH KERAJAAN DAN BANTUAN KERAJAAN MENGIKUT LOKASI (BANDAR) SEPERTI PADA 30 JUN 2018 <i>ENROLMENT AT SECONDARY LEVEL IN GOVERNMENT AND GOVERNMENT-AIDED SCHOOLS BY LOCATION (URBAN) AS OF 30th JUNE 2018</i>	42
1.8.2B ENROLMEN PERINGKAT MENENGAH DI SEKOLAH KERAJAAN DAN BANTUAN KERAJAAN MENGIKUT LOKASI (LUAR BANDAR) SEPERTI PADA 30 JUN 2018 <i>ENROLMENT AT SECONDARY LEVEL IN GOVERNMENT AND GOVERNMENT-AIDED SCHOOLS BY LOCATION (RURAL) AS OF 30th JUNE 2018</i>	44
KELANTAN	
1.8.3 ENROLMEN PERINGKAT MENENGAH DI SEKOLAH KERAJAAN DAN BANTUAN KERAJAAN SEPERTI PADA 30 JUN 2018 <i>ENROLMENT AT SECONDARY LEVEL IN GOVERNMENT AND GOVERNMENT-AIDED SCHOOLS AS OF 30th JUNE 2018</i>	46
1.8.3A ENROLMEN PERINGKAT MENENGAH DI SEKOLAH KERAJAAN DAN BANTUAN KERAJAAN MENGIKUT LOKASI (BANDAR) SEPERTI PADA 30 JUN 2018 <i>ENROLMENT AT SECONDARY LEVEL IN GOVERNMENT AND GOVERNMENT-AIDED SCHOOLS BY LOCATION (URBAN) AS OF 30th JUNE 2018</i>	48
1.8.3B ENROLMEN PERINGKAT MENENGAH DI SEKOLAH KERAJAAN DAN BANTUAN KERAJAAN MENGIKUT LOKASI (LUAR BANDAR) SEPERTI PADA 30 JUN 2018 <i>ENROLMENT AT SECONDARY LEVEL IN GOVERNMENT AND GOVERNMENT-AIDED SCHOOLS BY LOCATION (RURAL) AS OF 30th JUNE 2018</i>	50
MELAKA	
1.8.4 ENROLMEN PERINGKAT MENENGAH DI SEKOLAH KERAJAAN DAN BANTUAN KERAJAAN SEPERTI PADA 30 JUN 2018 <i>ENROLMENT AT SECONDARY LEVEL IN GOVERNMENT AND GOVERNMENT-AIDED SCHOOLS AS OF 30th JUNE 2018</i>	52

TAJUK TITLE	MUKA SURAT PAGE
1.8.4A ENROLMEN PERINGKAT MENENGAH DI SEKOLAH KERAJAAN DAN BANTUAN KERAJAAN MENGIKUT LOKASI (BANDAR) SEPERTI PADA 30 JUN 2018 <i>ENROLMENT AT SECONDARY LEVEL IN GOVERNMENT AND GOVERNMENT-AIDED SCHOOLS BY LOCATION (URBAN) AS OF 30th JUNE 2018</i>	54
1.8.4B ENROLMEN PERINGKAT MENENGAH DI SEKOLAH KERAJAAN DAN BANTUAN KERAJAAN MENGIKUT LOKASI (LUAR BANDAR) SEPERTI PADA 30 JUN 2018 <i>ENROLMENT AT SECONDARY LEVEL IN GOVERNMENT AND GOVERNMENT-AIDED SCHOOLS BY LOCATION (RURAL) AS OF 30th JUNE 2018</i>	56
NEGERI SEMBILAN	
1.8.5 ENROLMEN PERINGKAT MENENGAH DI SEKOLAH KERAJAAN DAN BANTUAN KERAJAAN SEPERTI PADA 30 JUN 2018 <i>ENROLMENT AT SECONDARY LEVEL IN GOVERNMENT AND GOVERNMENT-AIDED SCHOOLS AS OF 30th JUNE 2018</i>	58
1.8.5A ENROLMEN PERINGKAT MENENGAH DI SEKOLAH KERAJAAN DAN BANTUAN KERAJAAN MENGIKUT LOKASI (BANDAR) SEPERTI PADA 30 JUN 2018 <i>ENROLMENT AT SECONDARY LEVEL IN GOVERNMENT AND GOVERNMENT-AIDED SCHOOLS BY LOCATION (URBAN) AS OF 30th JUNE 2018</i>	60
1.8.5B ENROLMEN PERINGKAT MENENGAH DI SEKOLAH KERAJAAN DAN BANTUAN KERAJAAN MENGIKUT LOKASI (LUAR BANDAR) SEPERTI PADA 30 JUN 2018 <i>ENROLMENT AT SECONDARY LEVEL IN GOVERNMENT AND GOVERNMENT-AIDED SCHOOLS BY LOCATION (RURAL) AS OF 30th JUNE 2018</i>	62
PAHANG	
1.8.6 ENROLMEN PERINGKAT MENENGAH DI SEKOLAH KERAJAAN DAN BANTUAN KERAJAAN SEPERTI PADA 30 JUN 2018 <i>ENROLMENT AT SECONDARY LEVEL IN GOVERNMENT AND GOVERNMENT-AIDED SCHOOLS AS OF 30th JUNE 2018</i>	64
1.8.6A ENROLMEN PERINGKAT MENENGAH DI SEKOLAH KERAJAAN DAN BANTUAN KERAJAAN MENGIKUT LOKASI (BANDAR) SEPERTI PADA 30 JUN 2018 <i>ENROLMENT AT SECONDARY LEVEL IN GOVERNMENT AND GOVERNMENT-AIDED SCHOOLS BY LOCATION (URBAN) AS OF 30th JUNE 2018</i>	66
1.8.6B ENROLMEN PERINGKAT MENENGAH DI SEKOLAH KERAJAAN DAN BANTUAN KERAJAAN MENGIKUT LOKASI (LUAR BANDAR) SEPERTI PADA 30 JUN 2018 <i>ENROLMENT AT SECONDARY LEVEL IN GOVERNMENT AND GOVERNMENT-AIDED SCHOOLS BY LOCATION (RURAL) AS OF 30th JUNE 2018</i>	68
PERAK	
1.8.7 ENROLMEN PERINGKAT MENENGAH DI SEKOLAH KERAJAAN DAN BANTUAN KERAJAAN SEPERTI PADA 30 JUN 2018 <i>ENROLMENT AT SECONDARY LEVEL IN GOVERNMENT AND GOVERNMENT-AIDED SCHOOLS AS OF 30th JUNE 2018</i>	70
1.8.7A ENROLMEN PERINGKAT MENENGAH DI SEKOLAH KERAJAAN DAN BANTUAN KERAJAAN MENGIKUT LOKASI (BANDAR) SEPERTI PADA 30 JUN 2018 <i>ENROLMENT AT SECONDARY LEVEL IN GOVERNMENT AND GOVERNMENT-AIDED SCHOOLS BY LOCATION (URBAN) AS OF 30th JUNE 2018</i>	72
1.8.7B ENROLMEN PERINGKAT MENENGAH DI SEKOLAH KERAJAAN DAN BANTUAN KERAJAAN MENGIKUT LOKASI (LUAR BANDAR) SEPERTI PADA 30 JUN 2018 <i>ENROLMENT AT SECONDARY LEVEL IN GOVERNMENT AND GOVERNMENT-AIDED SCHOOLS BY LOCATION (RURAL) AS OF 30th JUNE 2018</i>	74
PERLIS	
1.8.8 ENROLMEN PERINGKAT MENENGAH DI SEKOLAH KERAJAAN DAN BANTUAN KERAJAAN SEPERTI PADA 30 JUN 2018 <i>ENROLMENT AT SECONDARY LEVEL IN GOVERNMENT AND GOVERNMENT-AIDED SCHOOLS AS OF 30th JUNE 2018</i>	76
1.8.8A ENROLMEN PERINGKAT MENENGAH DI SEKOLAH KERAJAAN DAN BANTUAN KERAJAAN MENGIKUT LOKASI (BANDAR) SEPERTI PADA 30 JUN 2018 <i>ENROLMENT AT SECONDARY LEVEL IN GOVERNMENT AND GOVERNMENT-AIDED SCHOOLS BY LOCATION (URBAN) AS OF 30th JUNE 2018</i>	78
1.8.8B ENROLMEN PERINGKAT MENENGAH DI SEKOLAH KERAJAAN DAN BANTUAN KERAJAAN MENGIKUT LOKASI (LUAR BANDAR) SEPERTI PADA 30 JUN 2018 <i>ENROLMENT AT SECONDARY LEVEL IN GOVERNMENT AND GOVERNMENT-AIDED SCHOOLS BY LOCATION (RURAL) AS OF 30th JUNE 2018</i>	80
PULAU PINANG	
1.8.9 ENROLMEN PERINGKAT MENENGAH DI SEKOLAH KERAJAAN DAN BANTUAN KERAJAAN SEPERTI PADA 30 JUN 2018 <i>ENROLMENT AT SECONDARY LEVEL IN GOVERNMENT AND GOVERNMENT-AIDED SCHOOLS AS OF 30th JUNE 2018</i>	82
1.8.9A ENROLMEN PERINGKAT MENENGAH DI SEKOLAH KERAJAAN DAN BANTUAN KERAJAAN MENGIKUT LOKASI (BANDAR) SEPERTI PADA 30 JUN 2018 <i>ENROLMENT AT SECONDARY LEVEL IN GOVERNMENT AND GOVERNMENT-AIDED SCHOOLS BY LOCATION (URBAN) AS OF 30th JUNE 2018</i>	84
1.8.9B ENROLMEN PERINGKAT MENENGAH DI SEKOLAH KERAJAAN DAN BANTUAN KERAJAAN MENGIKUT LOKASI (LUAR BANDAR) SEPERTI PADA 30 JUN 2018 <i>ENROLMENT AT SECONDARY LEVEL IN GOVERNMENT AND GOVERNMENT-AIDED SCHOOLS BY LOCATION (RURAL) AS OF 30th JUNE 2018</i>	86
SABAH	
1.8.10 ENROLMEN PERINGKAT MENENGAH DI SEKOLAH KERAJAAN DAN BANTUAN KERAJAAN SEPERTI PADA 30 JUN 2018 <i>ENROLMENT AT SECONDARY LEVEL IN GOVERNMENT AND GOVERNMENT-AIDED SCHOOLS AS OF 30th JUNE 2018</i>	88

TAJUK TITLE	MUKA SURAT PAGE
1.8.10A ENROLMEN PERINGKAT MENENGAH DI SEKOLAH KERAJAAN DAN BANTUAN KERAJAAN MENGIKUT LOKASI (BANDAR) SEPERTI PADA 30 JUN 2018 <i>ENROLMENT AT SECONDARY LEVEL IN GOVERNMENT AND GOVERNMENT-AIDED SCHOOLS BY LOCATION (URBAN) AS OF 30th JUNE 2018</i>	90
1.8.10B ENROLMEN PERINGKAT MENENGAH DI SEKOLAH KERAJAAN DAN BANTUAN KERAJAAN MENGIKUT LOKASI (LUAR BANDAR) SEPERTI PADA 30 JUN 2018 <i>ENROLMENT AT SECONDARY LEVEL IN GOVERNMENT AND GOVERNMENT-AIDED SCHOOLS BY LOCATION (RURAL) AS OF 30th JUNE 2018</i>	92
SARAWAK	
1.8.11 ENROLMEN PERINGKAT MENENGAH DI SEKOLAH KERAJAAN DAN BANTUAN KERAJAAN SEPERTI PADA 30 JUN 2018 <i>ENROLMENT AT SECONDARY LEVEL IN GOVERNMENT AND GOVERNMENT-AIDED SCHOOLS AS OF 30th JUNE 2018</i>	94
1.8.11A ENROLMEN PERINGKAT MENENGAH DI SEKOLAH KERAJAAN DAN BANTUAN KERAJAAN MENGIKUT LOKASI (BANDAR) SEPERTI PADA 30 JUN 2018 <i>ENROLMENT AT SECONDARY LEVEL IN GOVERNMENT AND GOVERNMENT-AIDED SCHOOLS BY LOCATION (URBAN) AS OF 30th JUNE 2018</i>	96
1.8.11B ENROLMEN PERINGKAT MENENGAH DI SEKOLAH KERAJAAN DAN BANTUAN KERAJAAN MENGIKUT LOKASI (LUAR BANDAR) SEPERTI PADA 30 JUN 2018 <i>ENROLMENT AT SECONDARY LEVEL IN GOVERNMENT AND GOVERNMENT-AIDED SCHOOLS BY LOCATION (RURAL) AS OF 30th JUNE 2018</i>	98
SELANGOR	
1.8.12 ENROLMEN PERINGKAT MENENGAH DI SEKOLAH KERAJAAN DAN BANTUAN KERAJAAN SEPERTI PADA 30 JUN 2018 <i>ENROLMENT AT SECONDARY LEVEL IN GOVERNMENT AND GOVERNMENT-AIDED SCHOOLS AS OF 30th JUNE 2018</i>	100
1.8.12A ENROLMEN PERINGKAT MENENGAH DI SEKOLAH KERAJAAN DAN BANTUAN KERAJAAN MENGIKUT LOKASI (BANDAR) SEPERTI PADA 30 JUN 2018 <i>ENROLMENT AT SECONDARY LEVEL IN GOVERNMENT AND GOVERNMENT-AIDED SCHOOLS BY LOCATION (URBAN) AS OF 30th JUNE 2018</i>	102
1.8.12B ENROLMEN PERINGKAT MENENGAH DI SEKOLAH KERAJAAN DAN BANTUAN KERAJAAN MENGIKUT LOKASI (LUAR BANDAR) SEPERTI PADA 30 JUN 2018 <i>ENROLMENT AT SECONDARY LEVEL IN GOVERNMENT AND GOVERNMENT-AIDED SCHOOLS BY LOCATION (RURAL) AS OF 30th JUNE 2018</i>	104
TERENGGANU	
1.8.13 ENROLMEN PERINGKAT MENENGAH DI SEKOLAH KERAJAAN DAN BANTUAN KERAJAAN SEPERTI PADA 30 JUN 2018 <i>ENROLMENT AT SECONDARY LEVEL IN GOVERNMENT AND GOVERNMENT-AIDED SCHOOLS AS OF 30th JUNE 2018</i>	106
1.8.13A ENROLMEN PERINGKAT MENENGAH DI SEKOLAH KERAJAAN DAN BANTUAN KERAJAAN MENGIKUT LOKASI (BANDAR) SEPERTI PADA 30 JUN 2018 <i>ENROLMENT AT SECONDARY LEVEL IN GOVERNMENT AND GOVERNMENT-AIDED SCHOOLS BY LOCATION (URBAN) AS OF 30th JUNE 2018</i>	108
1.8.13B ENROLMEN PERINGKAT MENENGAH DI SEKOLAH KERAJAAN DAN BANTUAN KERAJAAN MENGIKUT LOKASI (LUAR BANDAR) SEPERTI PADA 30 JUN 2018 <i>ENROLMENT AT SECONDARY LEVEL IN GOVERNMENT AND GOVERNMENT-AIDED SCHOOLS BY LOCATION (RURAL) AS OF 30th JUNE 2018</i>	110
WP KUALA LUMPUR	
1.8.14 ENROLMEN PERINGKAT MENENGAH DI SEKOLAH KERAJAAN DAN BANTUAN KERAJAAN SEPERTI PADA 30 JUN 2018 <i>ENROLMENT AT SECONDARY LEVEL IN GOVERNMENT AND GOVERNMENT-AIDED SCHOOLS AS OF 30th JUNE 2018</i>	112
WP LABUAN	
1.8.15 ENROLMEN PERINGKAT MENENGAH DI SEKOLAH KERAJAAN DAN BANTUAN KERAJAAN SEPERTI PADA 30 JUN 2018 <i>ENROLMENT AT SECONDARY LEVEL IN GOVERNMENT AND GOVERNMENT-AIDED SCHOOLS AS OF 30th JUNE 2018</i>	114
WP PUTRAJAYA	
1.8.16 ENROLMEN PERINGKAT MENENGAH DI SEKOLAH KERAJAAN DAN BANTUAN KERAJAAN SEPERTI PADA 30 JUN 2018 <i>ENROLMENT AT SECONDARY LEVEL IN GOVERNMENT AND GOVERNMENT-AIDED SCHOOLS AS OF 30th JUNE 2018</i>	116
<b>MALAYSIA</b>	
1.9 ENROLMEN SEKOLAH MENENGAH TEKNIK KERAJAAN SEPERTI PADA 30 JUN 2018 <i>ENROLMENT IN GOVERNMENT SECONDARY TECHNICAL SCHOOLS AS OF 30th JUNE 2018</i>	<b>118</b>
JOHOR	
1.9.1 ENROLMEN SEKOLAH MENENGAH TEKNIK KERAJAAN SEPERTI PADA 30 JUN 2018 <i>ENROLMENT IN GOVERNMENT SECONDARY TECHNICAL SCHOOLS AS OF 30th JUNE 2018</i>	118



TAJUK TITLE	MUKA SURAT PAGE
<b>KEDAH</b>	
1.9.2 ENROLMEN SEKOLAH MENENGAH TEKNIK KERAJAAN SEPERTI PADA 30 JUN 2018 <i>ENROLMENT IN GOVERNMENT SECONDARY TECHNICAL SCHOOLS AS OF 30th JUNE 2018</i>	118
<b>MELAKA</b>	
1.9.3 ENROLMEN SEKOLAH MENENGAH TEKNIK KERAJAAN SEPERTI PADA 30 JUN 2018 <i>ENROLMENT IN GOVERNMENT SECONDARY TECHNICAL SCHOOLS AS OF 30th JUNE 2018</i>	119
<b>NEGERI SEMBILAN</b>	
1.9.4 ENROLMEN SEKOLAH MENENGAH TEKNIK KERAJAAN SEPERTI PADA 30 JUN 2018 <i>ENROLMENT IN GOVERNMENT SECONDARY TECHNICAL SCHOOLS AS OF 30th JUNE 2018</i>	119
<b>PAHANG</b>	
1.9.5 ENROLMEN SEKOLAH MENENGAH TEKNIK KERAJAAN SEPERTI PADA 30 JUN 2018 <i>ENROLMENT IN GOVERNMENT SECONDARY TECHNICAL SCHOOLS AS OF 30th JUNE 2018</i>	119
<b>PULAU PINANG</b>	
1.9.6 ENROLMEN SEKOLAH MENENGAH TEKNIK KERAJAAN SEPERTI PADA 30 JUN 2018 <i>ENROLMENT IN GOVERNMENT SECONDARY TECHNICAL SCHOOLS AS OF 30th JUNE 2018</i>	120
<b>SARAWAK</b>	
1.9.7 ENROLMEN SEKOLAH MENENGAH TEKNIK KERAJAAN SEPERTI PADA 30 JUN 2018 <i>ENROLMENT IN GOVERNMENT SECONDARY TECHNICAL SCHOOLS AS OF 30th JUNE 2018</i>	120
<b>TERENGGANU</b>	
1.9.8 ENROLMEN SEKOLAH MENENGAH TEKNIK KERAJAAN SEPERTI PADA 30 JUN 2018 <i>ENROLMENT IN GOVERNMENT SECONDARY TECHNICAL SCHOOLS AS OF 30th JUNE 2018</i>	120
<b>WP KUALA LUMPUR</b>	
1.9.9 ENROLMEN SEKOLAH MENENGAH TEKNIK KERAJAAN SEPERTI PADA 30 JUN 2018 <i>ENROLMENT IN GOVERNMENT SECONDARY TECHNICAL SCHOOLS AS OF 30th JUNE 2018</i>	121
<b>MALAYSIA</b>	
1.10 ENROLMEN KOLEJ VOKASIONAL KERAJAAN SEPERTI PADA 30 JUN 2018 <i>ENROLMENT IN VOCATIONAL COLLEGES AS OF 30th JUNE 2018</i>	122
<b>JOHOR</b>	
1.10.1 ENROLMEN KOLEJ VOKASIONAL KERAJAAN SEPERTI PADA 30 JUN 2018 <i>ENROLMENT IN VOCATIONAL COLLEGES AS OF 30th JUNE 2018</i>	123
<b>KEDAH</b>	
1.10.2 ENROLMEN KOLEJ VOKASIONAL KERAJAAN SEPERTI PADA 30 JUN 2018 <i>ENROLMENT IN VOCATIONAL COLLEGES AS OF 30th JUNE 2018</i>	124
<b>KELANTAN</b>	
1.10.3 ENROLMEN KOLEJ VOKASIONAL KERAJAAN SEPERTI PADA 30 JUN 2018 <i>ENROLMENT IN VOCATIONAL COLLEGES AS OF 30th JUNE 2018</i>	125
<b>MELAKA</b>	
1.10.4 ENROLMEN KOLEJ VOKASIONAL KERAJAAN SEPERTI PADA 30 JUN 2018 <i>ENROLMENT IN VOCATIONAL COLLEGES AS OF 30th JUNE 2018</i>	126
<b>NEGERI SEMBILAN</b>	
1.10.5 ENROLMEN KOLEJ VOKASIONAL KERAJAAN SEPERTI PADA 30 JUN 2018 <i>ENROLMENT IN VOCATIONAL COLLEGES AS OF 30th JUNE 2018</i>	127

TAJUK TITLE	MUKA SURAT PAGE
PAHANG	
1.10.6 ENROLMEN KOLEJ VOKASIONAL KERAJAAN SEPERTI PADA 30 JUN 2018 <i>ENROLMENT IN VOCATIONAL COLLEGES AS OF 30th JUNE 2018</i>	128
PERAK	
1.10.7 ENROLMEN KOLEJ VOKASIONAL KERAJAAN SEPERTI PADA 30 JUN 2018 <i>ENROLMENT IN VOCATIONAL COLLEGES AS OF 30th JUNE 2018</i>	129
PERLIS	
1.10.8 ENROLMEN KOLEJ VOKASIONAL KERAJAAN SEPERTI PADA 30 JUN 2018 <i>ENROLMENT IN VOCATIONAL COLLEGES AS OF 30th JUNE 2018</i>	130
PULAU PINANG	
1.10.9 ENROLMEN KOLEJ VOKASIONAL KERAJAAN SEPERTI PADA 30 JUN 2018 <i>ENROLMENT IN VOCATIONAL COLLEGES AS OF 30th JUNE 2018</i>	131
SABAH	
1.10.10 ENROLMEN KOLEJ VOKASIONAL KERAJAAN SEPERTI PADA 30 JUN 2018 <i>ENROLMENT IN VOCATIONAL COLLEGES AS OF 30th JUNE 2018</i>	132
SARAWAK	
1.10.11 ENROLMEN KOLEJ VOKASIONAL KERAJAAN SEPERTI PADA 30 JUN 2018 <i>ENROLMENT IN VOCATIONAL COLLEGES AS OF 30th JUNE 2018</i>	133
SELANGOR	
1.10.12 ENROLMEN KOLEJ VOKASIONAL SEPERTI PADA 30 JUN 2018 <i>ENROLMENT IN VOCATIONAL COLLEGE AS OF 30th JUNE 2018</i>	134
TERENGGANU	
1.10.13 ENROLMEN KOLEJ VOKASIONAL KERAJAAN SEPERTI PADA 30 JUN 2018 <i>ENROLMENT IN VOCATIONAL COLLEGES AS OF 30th JUNE 2018</i>	135
WP KUALA LUMPUR	
1.10.14 ENROLMEN KOLEJ VOKASIONAL KERAJAAN SEPERTI PADA 30 JUN 2018 <i>ENROLMENT IN VOCATIONAL COLLEGES AS OF 30th JUNE 2018</i>	136
WP LABUAN	
1.10.15 ENROLMEN KOLEJ VOKASIONAL KERAJAAN SEPERTI PADA 30 JUN 2018 <i>ENROLMENT IN VOCATIONAL COLLEGES AS OF 30th JUNE 2018</i>	137
<b>MALAYSIA</b>	
1.11 ENROLMEN KOLEJ VOKASIONAL (ILKA DAN ILKS) SEPERTI PADA 30 JUN 2018 <i>ENROLMENT IN VOCATIONAL COLLEGE (ILKA AND ILKS) AS OF 30th JUNE 2018</i>	<b>138</b>
JOHOR	
1.11.1 ENROLMEN KOLEJ VOKASIONAL - ILKA DAN ILKS SEPERTI PADA 30 JUN 2018 <i>ENROLMENT IN VOCATIONAL COLLEGE - ILKA AND ILKA AS OF 30th JUNE 2018</i>	139
KEDAH	
1.11.2 ENROLMEN KOLEJ VOKASIONAL - ILKA DAN ILKS SEPERTI PADA 30 JUN 2018 <i>ENROLMENT IN VOCATIONAL COLLEGE - ILKA AND ILKA AS OF 30th JUNE 2018</i>	140
KELANTAN	
1.11.3 ENROLMEN KOLEJ VOKASIONAL - ILKA DAN ILKS SEPERTI PADA 30 JUN 2018 <i>ENROLMENT IN VOCATIONAL COLLEGE - ILKA AND ILKA AS OF 30th JUNE 2018</i>	141
MELAKA	
1.11.4 ENROLMEN KOLEJ VOKASIONAL - ILKA DAN ILKS SEPERTI PADA 30 JUN 2018 <i>ENROLMENT IN VOCATIONAL COLLEGE - ILKA AND ILKA AS OF 30th JUNE 2018</i>	142



TAJUK TITLE	MUKA SURAT PAGE
<b>NEGERI SEMBILAN</b>	
1.11.5 ENROLMEN KOLEJ VOKASIONAL (ILKA DAN ILKS) SEPERTI PADA 30 JUN 2018 <i>ENROLMENT IN VOCATIONAL COLLEGE (ILKA AND ILKS) AS OF 30th JUNE 2018</i>	143
<b>PAHANG</b>	
1.11.6 ENROLMEN KOLEJ VOKASIONAL (ILKA DAN ILKS) SEPERTI PADA 30 JUN 2018 <i>ENROLMENT IN VOCATIONAL COLLEGE (ILKA AND ILKS) AS OF 30th JUNE 2018</i>	144
<b>PERAK</b>	
1.11.7 ENROLMEN KOLEJ VOKASIONAL (ILKA DAN ILKS) SEPERTI PADA 30 JUN 2018 <i>ENROLMENT IN VOCATIONAL COLLEGE (ILKA AND ILKS) AS OF 30th JUNE 2018</i>	145
<b>PERLIS</b>	
1.11.8 ENROLMEN KOLEJ VOKASIONAL (ILKA DAN ILKS) SEPERTI PADA 30 JUN 2018 <i>ENROLMENT IN VOCATIONAL COLLEGE (ILKA AND ILKS) AS OF 30th JUNE 2018</i>	146
<b>PULAU PINANG</b>	
1.11.9 ENROLMEN KOLEJ VOKASIONAL (ILKA DAN ILKS) SEPERTI PADA 30 JUN 2018 <i>ENROLMENT IN VOCATIONAL COLLEGE (ILKA AND ILKS) AS OF 30th JUNE 2018</i>	147
<b>SABAH</b>	
1.11.10 ENROLMEN KOLEJ VOKASIONAL (ILKA DAN ILKS) SEPERTI PADA 30 JUN 2018 <i>ENROLMENT IN VOCATIONAL COLLEGE (ILKA AND ILKS) AS OF 30th JUNE 2018</i>	148
<b>SARAWAK</b>	
1.11.11 ENROLMEN KOLEJ VOKASIONAL (ILKA DAN ILKS) SEPERTI PADA 30 JUN 2018 <i>ENROLMENT IN VOCATIONAL COLLEGE (ILKA AND ILKS) AS OF 30th JUNE 2018</i>	149
<b>SELANGOR</b>	
1.11.12 ENROLMEN KOLEJ VOKASIONAL (ILKA DAN ILKS) SEPERTI PADA 30 JUN 2018 <i>ENROLMENT IN VOCATIONAL COLLEGE (ILKA AND ILKS) AS OF 30th JUNE 2018</i>	150
<b>TERENGGANU</b>	
1.11.13 ENROLMEN KOLEJ VOKASIONAL (ILKA DAN ILKS) SEPERTI PADA 30 JUN 2018 <i>ENROLMENT IN VOCATIONAL COLLEGE (ILKA AND ILKS) AS OF 30th JUNE 2018</i>	151
<b>WP KUALA LUMPUR</b>	
1.11.14 ENROLMEN KOLEJ VOKASIONAL (ILKA DAN ILKS) SEPERTI PADA 30 JUN 2018 <i>ENROLMENT IN VOCATIONAL COLLEGE (ILKA AND ILKS) AS OF 30th JUNE 2018</i>	152
<b>WP LABUAN</b>	
1.11.15 ENROLMEN KOLEJ VOKASIONAL (ILKA DAN ILKS) SEPERTI PADA 30 JUN 2018 <i>ENROLMENT IN VOCATIONAL COLLEGE (ILKA AND ILKS) AS OF 30th JUNE 2018</i>	153
<b>MALAYSIA</b>	
1.12 ENROLMEN SEKOLAH SUKAN SEPERTI PADA 30 JUN 2018 <i>ENROLMENT IN SPORTS SCHOOLS AS OF 30th JUNE 2018</i>	154
<b>JOHOR</b>	
1.12.1 ENROLMEN SEKOLAH SUKAN SEPERTI PADA 30 JUN 2018 <i>ENROLMENT IN SPORTS SCHOOLS AS OF 30th JUNE 2018</i>	155
<b>PAHANG</b>	
1.12.2 ENROLMEN SEKOLAH SUKAN SEPERTI PADA 30 JUN 2018 <i>ENROLMENT IN SPORTS SCHOOLS AS OF 30th JUNE 2018</i>	156
<b>SABAH</b>	
1.12.3 ENROLMEN SEKOLAH SUKAN SEPERTI PADA 30 JUN 2018 <i>ENROLMENT IN SPORTS SCHOOLS AS OF 30th JUNE 2018</i>	157

TAJUK TITLE	MUKA SURAT PAGE
WP KUALA LUMPUR	
1.12.4 ENROLMEN SEKOLAH SUKAN SEPERTI PADA 30 JUN 2018 <i>ENROLMENT IN SPORTS SCHOOLS AS OF 30th JUNE 2018</i>	158
TERENGGANU	
1.12.5 ENROLMEN SEKOLAH SUKAN SEPERTI PADA 30 JUN 2018 <i>ENROLMENT IN SPORTS SCHOOLS AS OF 30th JUNE 2018</i>	159
<b>MALAYSIA</b>	
1.13 ENROLMEN SEKOLAH MODEL KHAS SEPERTI PADA 30 JUN 2018 <i>ENROLMENT IN SPECIAL MODEL SCHOOLS AS OF 30th JUNE 2018</i>	160
KEDAH	
1.13.1 ENROLMEN SEKOLAH MODEL KHAS SEPERTI PADA 30 JUN 2018 <i>ENROLMENT IN SPECIAL MODEL SCHOOLS AS OF 30th JUNE 2018</i>	161
NEGERI SEMBILAN	
1.13.2 ENROLMEN SEKOLAH MODEL KHAS SEPERTI PADA 30 JUN 2018 <i>ENROLMENT IN SPECIAL MODEL SCHOOLS AS OF 30th JUNE 2018</i>	162
PAHANG	
1.13.3 ENROLMEN SEKOLAH MODEL KHAS SEPERTI PADA 30 JUN 2018 <i>ENROLMENT IN SPECIAL MODEL SCHOOLS AS OF 30th JUNE 2018</i>	163
PERAK	
1.13.4 ENROLMEN SEKOLAH MODEL KHAS SEPERTI PADA 30 JUN 2018 <i>ENROLMENT IN SPECIAL MODEL SCHOOLS AS OF 30th JUNE 2018</i>	164
PULAU PINANG	
1.13.5 ENROLMEN SEKOLAH MODEL KHAS SEPERTI PADA 30 JUN 2018 <i>ENROLMENT IN SPECIAL MODEL SCHOOLS AS OF 30th JUNE 2018</i>	165
SELANGOR	
1.13.6 ENROLMEN SEKOLAH MODEL KHAS SEPERTI PADA 30 JUN 2018 <i>ENROLMENT IN SPECIAL MODEL SCHOOLS AS OF 30th JUNE 2018</i>	166
TERENGGANU	
1.13.7 ENROLMEN SEKOLAH MODEL KHAS SEPERTI PADA 30 JUN 2018 <i>ENROLMENT IN SPECIAL MODEL SCHOOLS AS OF 30th JUNE 2018</i>	167
<b>MALAYSIA</b>	
1.14 ENROLMEN SEKOLAH MODEL KHAS KOMPREHENSIF 9 SEPERTI PADA 30 JUN 2018 <i>ENROLMENT IN COMPREHENSIVE 9 SPECIAL MODEL SCHOOL AS OF 30th JUNE 2018</i>	168
PAHANG	
1.14.1 ENROLMEN SEKOLAH MODEL KHAS KOMPREHENSIF 9 SEPERTI PADA 30 JUN 2018 <i>ENROLMENT IN COMPREHENSIVE 9 SPECIAL MODEL SCHOOL AS OF 30th JUNE 2018</i>	168
PERAK	
1.14.2 ENROLMEN SEKOLAH MODEL KHAS KOMPREHENSIF 9 SEPERTI PADA 30 JUN 2018 <i>ENROLMENT IN COMPREHENSIVE 9 SPECIAL MODEL SCHOOL AS OF 30th JUNE 2018</i>	169
SELANGOR	
1.14.3 ENROLMEN SEKOLAH MODEL KHAS KOMPREHENSIF 9 SEPERTI PADA 30 JUN 2018 <i>ENROLMENT IN COMPREHENSIVE 9 SPECIAL MODEL SCHOOL AS OF 30th JUNE 2018</i>	169

TAJUK TITLE	MUKA SURAT PAGE
SABAH	
1.14.4 ENROLMEN SEKOLAH MODEL KHAS KOMPREHENSIF 9 SEPERTI PADA 30 JUN 2018 <i>ENROLMENT IN COMPREHENSIVE 9 SPECIAL MODEL SCHOOL AS OF 30th JUNE 2018</i>	170
SARAWAK	
1.14.5 ENROLMEN SEKOLAH MODEL KHAS KOMPREHENSIF 9 SEPERTI PADA 30 JUN 2018 <i>ENROLMENT IN COMPREHENSIVE 9 SPECIAL MODEL SCHOOL AS OF 30th JUNE 2018</i>	170
<b>MALAYSIA</b>	
1.15 ENROLMEN PROGRAM PENDIDIKAN KHAS INTEGRASI SEPERTI PADA 30 JUN 2018 <i>ENROLMENT IN SPECIAL EDUCATION INTEGRATED PROGRAMME AS OF 30th JUNE 2018</i>	<b>171</b>
JOHOR	
1.15.1 ENROLMEN PROGRAM PENDIDIKAN KHAS INTEGRASI SEPERTI PADA 30 JUN 2018 <i>ENROLMENT IN SPECIAL EDUCATION INTEGRATED PROGRAMME AS OF 30th JUNE 2018</i>	171
KEDAH	
1.15.2 ENROLMEN PROGRAM PENDIDIKAN KHAS INTEGRASI SEPERTI PADA 30 JUN 2018 <i>ENROLMENT IN SPECIAL EDUCATION INTEGRATED PROGRAMME AS OF 30th JUNE 2018</i>	172
KELANTAN	
1.15.3 ENROLMEN PROGRAM PENDIDIKAN KHAS INTEGRASI SEPERTI PADA 30 JUN 2018 <i>ENROLMENT IN SPECIAL EDUCATION INTEGRATED PROGRAMME AS OF 30th JUNE 2018</i>	172
MELAKA	
1.15.4 ENROLMEN PROGRAM PENDIDIKAN KHAS INTEGRASI SEPERTI PADA 30 JUN 2018 <i>ENROLMENT IN SPECIAL EDUCATION INTEGRATED PROGRAMME AS OF 30th JUNE 2018</i>	173
NEGERI SEMBILAN	
1.15.5 ENROLMEN PROGRAM PENDIDIKAN KHAS INTEGRASI SEPERTI PADA 30 JUN 2018 <i>ENROLMENT IN SPECIAL EDUCATION INTEGRATED PROGRAMME AS OF 30th JUNE 2018</i>	173
PAHANG	
1.15.6 ENROLMEN PROGRAM PENDIDIKAN KHAS INTEGRASI SEPERTI PADA 30 JUN 2018 <i>ENROLMENT IN SPECIAL EDUCATION INTEGRATED PROGRAMME AS OF 30th JUNE 2018</i>	174
PERAK	
1.15.7 ENROLMEN PROGRAM PENDIDIKAN KHAS INTEGRASI SEPERTI PADA 30 JUN 2018 <i>ENROLMENT IN SPECIAL EDUCATION INTEGRATED PROGRAMME AS OF 30th JUNE 2018</i>	174
PERLIS	
1.15.8 ENROLMEN PROGRAM PENDIDIKAN KHAS INTEGRASI SEPERTI PADA 30 JUN 2018 <i>ENROLMENT IN SPECIAL EDUCATION INTEGRATED PROGRAMME AS OF 30th JUNE 2018</i>	175
PULAU PINANG	
1.15.9 ENROLMEN PROGRAM PENDIDIKAN KHAS INTEGRASI SEPERTI PADA 30 JUN 2018 <i>ENROLMENT IN SPECIAL EDUCATION INTEGRATED PROGRAMME AS OF 30th JUNE 2018</i>	175
SABAH	
1.15.10 ENROLMEN PROGRAM PENDIDIKAN KHAS INTEGRASI SEPERTI PADA 30 JUN 2018 <i>ENROLMENT IN SPECIAL EDUCATION INTEGRATED PROGRAMME AS OF 30th JUNE 2018</i>	176
SARAWAK	
1.15.11 ENROLMEN PROGRAM PENDIDIKAN KHAS INTEGRASI SEPERTI PADA 30 JUN 2018 <i>ENROLMENT IN SPECIAL EDUCATION INTEGRATED PROGRAMME AS OF 30th JUNE 2018</i>	176

TAJUK TITLE	MUKA SURAT PAGE
SELANGOR	
1.15.12 ENROLMEN PROGRAM PENDIDIKAN KHAS INTEGRASI SEPERTI PADA 30 JUN 2018 <i>ENROLMENT IN SPECIAL EDUCATION INTEGRATED PROGRAMME AS OF 30th JUNE 2018</i>	177
TERENGGANU	
1.15.13 ENROLMEN PROGRAM PENDIDIKAN KHAS INTEGRASI SEPERTI PADA 30 JUN 2018 <i>ENROLMENT IN SPECIAL EDUCATION INTEGRATED PROGRAMME AS OF 30th JUNE 2018</i>	177
WP KUALA LUMPUR	
1.15.14 ENROLMEN PROGRAM PENDIDIKAN KHAS INTEGRASI SEPERTI PADA 30 JUN 2018 <i>ENROLMENT IN SPECIAL EDUCATION INTEGRATED PROGRAMME AS OF 30th JUNE 2018</i>	178
WP LABUAN	
1.15.15 ENROLMEN PROGRAM PENDIDIKAN KHAS INTEGRASI SEPERTI PADA 30 JUN 2018 <i>ENROLMENT IN SPECIAL EDUCATION INTEGRATED PROGRAMME AS OF 30th JUNE 2018</i>	178
WP PUTRAJAYA	
1.15.16 ENROLMEN PROGRAM PENDIDIKAN KHAS INTEGRASI SEPERTI PADA 30 JUN 2018 <i>ENROLMENT IN SPECIAL EDUCATION INTEGRATED PROGRAMME AS OF 30th JUNE 2018</i>	179
<b>MALAYSIA</b>	
1.16 ENROLMEN DI SEKOLAH PENDIDIKAN KHAS SEPERTI PADA 30 JUN 2018 <i>ENROLMENT IN SPECIAL EDUCATION SCHOOL AS OF 30th JUNE 2018</i>	<b>180</b>
JOHOR	
1.16.1 ENROLMEN DI SEKOLAH PENDIDIKAN KHAS SEPERTI PADA 30 JUN 2018 <i>ENROLMENT IN SPECIAL EDUCATION SCHOOL AS OF 30th JUNE 2018</i>	180
KEDAH	
1.16.2 ENROLMEN DI SEKOLAH PENDIDIKAN KHAS SEPERTI PADA 30 JUN 2018 <i>ENROLMENT IN SPECIAL EDUCATION SCHOOL AS OF 30th JUNE 2018</i>	181
KELANTAN	
1.16.3 ENROLMEN DI SEKOLAH PENDIDIKAN KHAS SEPERTI PADA 30 JUN 2018 <i>ENROLMENT IN SPECIAL EDUCATION SCHOOL AS OF 30th JUNE 2018</i>	181
MELAKA	
1.16.4 ENROLMEN DI SEKOLAH PENDIDIKAN KHAS SEPERTI PADA 30 JUN 2018 <i>ENROLMENT IN SPECIAL EDUCATION SCHOOL AS OF 30th JUNE 2018</i>	182
NEGERI SEMBILAN	
1.16.5 ENROLMEN DI SEKOLAH PENDIDIKAN KHAS SEPERTI PADA 30 JUN 2018 <i>ENROLMENT IN SPECIAL EDUCATION SCHOOL AS OF 30th JUNE 2018</i>	182
PAHANG	
1.16.6 ENROLMEN DI SEKOLAH PENDIDIKAN KHAS SEPERTI PADA 30 JUN 2018 <i>ENROLMENT IN SPECIAL EDUCATION SCHOOL AS OF 30th JUNE 2018</i>	183
PERAK	
1.16.7 ENROLMEN DI SEKOLAH PENDIDIKAN KHAS SEPERTI PADA 30 JUN 2018 <i>ENROLMENT IN SPECIAL EDUCATION SCHOOL AS OF 30th JUNE 2018</i>	183
PERLIS	
1.16.8 ENROLMEN DI SEKOLAH PENDIDIKAN KHAS SEPERTI PADA 30 JUN 2018 <i>ENROLMENT IN SPECIAL EDUCATION SCHOOL AS OF 30th JUNE 2018</i>	184



TAJUK TITLE	MUKA SURAT PAGE
<b>PULAU PINANG</b>	
1.16.9 ENROLMEN DI SEKOLAH PENDIDIKAN KHAS SEPerti PADA 30 JUN 2018 <i>ENROLMENT IN SPECIAL EDUCATION SCHOOL AS OF 30th JUNE 2018</i>	184
<b>SABAH</b>	
1.16.10 ENROLMEN DI SEKOLAH PENDIDIKAN KHAS SEPerti PADA 30 JUN 2018 <i>ENROLMENT IN SPECIAL EDUCATION SCHOOL AS OF 30th JUNE 2018</i>	185
<b>SARAWAK</b>	
1.16.11 ENROLMEN DI SEKOLAH PENDIDIKAN KHAS SEPerti PADA 30 JUN 2018 <i>ENROLMENT IN SPECIAL EDUCATION SCHOOL AS OF 30th JUNE 2018</i>	185
<b>SELANGOR</b>	
1.16.12 ENROLMEN DI SEKOLAH PENDIDIKAN KHAS SEPerti PADA 30 JUN 2018 <i>ENROLMENT IN SPECIAL EDUCATION SCHOOL AS OF 30th JUNE 2018</i>	186
<b>TERENGGANU</b>	
1.16.13 ENROLMEN DI SEKOLAH PENDIDIKAN KHAS SEPerti PADA 30 JUN 2018 <i>ENROLMENT IN SPECIAL EDUCATION SCHOOL AS OF 30th JUNE 2018</i>	186
<b>WP KUALA LUMPUR</b>	
1.16.14 ENROLMEN DI SEKOLAH PENDIDIKAN KHAS SEPerti PADA 30 JUN 2018 <i>ENROLMENT IN SPECIAL EDUCATION SCHOOL AS OF 30th JUNE 2018</i>	187
<b>MALAYSIA</b>	
1.17 ENROLMEN SEKOLAH SENI SEPerti PADA 30 JUN 2018 <i>ENROLMENT IN ARTS SCHOOLS AS OF 30th JUNE 2018</i>	188
<b>JOHOR</b>	
1.17.1 ENROLMEN SEKOLAH SENI SEPerti PADA 30 JUN 2018 <i>ENROLMENT IN ARTS SCHOOLS AS OF 30th JUNE 2018</i>	188
<b>SARAWAK</b>	
1.17.2 ENROLMEN SEKOLAH SENI SEPerti PADA 30 JUN 2018 <i>ENROLMENT IN ARTS SCHOOLS AS OF 30th JUNE 2018</i>	189
<b>WP KUALA LUMPUR</b>	
1.17.3 ENROLMEN SEKOLAH SENI SEPerti PADA 30 JUN 2018 <i>ENROLMENT IN ARTS SCHOOLS AS OF 30th JUNE 2018</i>	189
1.18 KEMASUKAN DI KOLEJ MATRIKULASI (2018/2019) <i>INTAKES IN MATRICULATION COLLEGES (2018/2019)</i>	190
1.18.1 ENROLMEN DI KOLEJ MATRIKULASI (2018/2019) <i>ENROLMENT IN MATRICULATION COLLEGES (2018/2019)</i>	190
1.18.2 LULUSAN DI KOLEJ MATRIKULASI (2017/2018) <i>GRADUATES IN MATRICULATION COLLEGES (2017/2018)</i>	191
1.18.3 BILANGAN PENSYARAH DI KOLEJ MATRIKULASI (2018/2019) <i>NUMBER OF LECTURERS IN MATRICULATION COLLEGES (2019/2019)</i>	191

BAB 2: SEKOLAH & KELAS / *SCHOOLS & CLASSES*

TAJUK TITLE	MUKA SURAT PAGE
<b>MALAYSIA</b>	
2.1 BILANGAN SEKOLAH RENDAH DAN MENENGAH MENGIKUT JENIS SEKOLAH, LOKASI DAN KATEGORI SEPerti PADA 30 JUN 2018 <i>NUMBER OF PRIMARY AND SECONDARY SCHOOLS BY TYPE, LOCATION AND CATEGORY AS OF 30th JUNE 2018</i>	194
JOHOR	
2.1.1 BILANGAN SEKOLAH RENDAH DAN MENENGAH MENGIKUT JENIS SEKOLAH, LOKASI DAN KATEGORI SEPerti PADA 30 JUN 2018 <i>NUMBER OF PRIMARY AND SECONDARY SCHOOLS BY TYPE, LOCATION AND CATEGORY AS OF 30th JUNE 2018</i>	194
KEDAH	
2.1.2 BILANGAN SEKOLAH RENDAH DAN MENENGAH MENGIKUT JENIS SEKOLAH, LOKASI DAN KATEGORI SEPerti PADA 30 JUN 2018 <i>NUMBER OF PRIMARY AND SECONDARY SCHOOLS BY TYPE, LOCATION AND CATEGORY AS OF 30th JUNE 2018</i>	195
KELANTAN	
2.1.3 BILANGAN SEKOLAH RENDAH DAN MENENGAH MENGIKUT JENIS SEKOLAH, LOKASI DAN KATEGORI SEPerti PADA 30 JUN 2018 <i>NUMBER OF PRIMARY AND SECONDARY SCHOOLS BY TYPE, LOCATION AND CATEGORY AS OF 30th JUNE 2018</i>	195
MELAKA	
2.1.4 BILANGAN SEKOLAH RENDAH DAN MENENGAH MENGIKUT JENIS SEKOLAH, LOKASI DAN KATEGORI SEPerti PADA 30 JUN 2018 <i>NUMBER OF PRIMARY AND SECONDARY SCHOOLS BY TYPE, LOCATION AND CATEGORY AS OF 30th JUNE 2018</i>	196
NEGERI SEMBILAN	
2.1.5 BILANGAN SEKOLAH RENDAH DAN MENENGAH MENGIKUT JENIS SEKOLAH, LOKASI DAN KATEGORI SEPerti PADA 30 JUN 2018 <i>NUMBER OF PRIMARY AND SECONDARY SCHOOLS BY TYPE, LOCATION AND CATEGORY AS OF 30th JUNE 2018</i>	196
PAHANG	
2.1.6 BILANGAN SEKOLAH RENDAH DAN MENENGAH MENGIKUT JENIS SEKOLAH, LOKASI DAN KATEGORI SEPerti PADA 30 JUN 2018 <i>NUMBER OF PRIMARY AND SECONDARY SCHOOLS BY TYPE, LOCATION AND CATEGORY AS OF 30th JUNE 2018</i>	197
PERAK	
2.1.7 BILANGAN SEKOLAH RENDAH DAN MENENGAH MENGIKUT JENIS SEKOLAH, LOKASI DAN KATEGORI SEPerti PADA 30 JUN 2018 <i>NUMBER OF PRIMARY AND SECONDARY SCHOOLS BY TYPE, LOCATION AND CATEGORY AS OF 30th JUNE 2018</i>	197
PERLIS	
2.1.8 BILANGAN SEKOLAH RENDAH DAN MENENGAH MENGIKUT JENIS SEKOLAH, LOKASI DAN KATEGORI SEPerti PADA 30 JUN 2018 <i>NUMBER OF PRIMARY AND SECONDARY SCHOOLS BY TYPE, LOCATION AND CATEGORY AS OF 30th JUNE 2018</i>	198
PULAU PINANG	
2.1.9 BILANGAN SEKOLAH RENDAH DAN MENENGAH MENGIKUT JENIS SEKOLAH, LOKASI DAN KATEGORI SEPerti PADA 30 JUN 2018 <i>NUMBER OF PRIMARY AND SECONDARY SCHOOLS BY TYPE, LOCATION AND CATEGORY AS OF 30th JUNE 2018</i>	198
SABAH	
2.1.10 BILANGAN SEKOLAH RENDAH DAN MENENGAH MENGIKUT JENIS SEKOLAH, LOKASI DAN KATEGORI SEPerti PADA 30 JUN 2018 <i>NUMBER OF PRIMARY AND SECONDARY SCHOOLS BY TYPE, LOCATION AND CATEGORY AS OF 30th JUNE 2018</i>	199
SARAWAK	
2.1.11 BILANGAN SEKOLAH RENDAH DAN MENENGAH MENGIKUT JENIS SEKOLAH, LOKASI DAN KATEGORI SEPerti PADA 30 JUN 2018 <i>NUMBER OF PRIMARY AND SECONDARY SCHOOLS BY TYPE, LOCATION AND CATEGORY AS OF 30th JUNE 2018</i>	199
SELANGOR	
2.1.12 BILANGAN SEKOLAH RENDAH DAN MENENGAH MENGIKUT JENIS SEKOLAH, LOKASI DAN KATEGORI SEPerti PADA 30 JUN 2018 <i>NUMBER OF PRIMARY AND SECONDARY SCHOOLS BY TYPE, LOCATION AND CATEGORY AS OF 30th JUNE 2018</i>	200
TERENGGANU	
2.1.13 BILANGAN SEKOLAH RENDAH DAN MENENGAH MENGIKUT JENIS SEKOLAH, LOKASI DAN KATEGORI SEPerti PADA 30 JUN 2018 <i>NUMBER OF PRIMARY AND SECONDARY SCHOOLS BY TYPE, LOCATION AND CATEGORY AS OF 30th JUNE 2018</i>	200



TAJUK TITLE	MUKA SURAT PAGE
WP KUALA LUMPUR	
2.1.14 BILANGAN SEKOLAH RENDAH DAN MENENGAH MENGIKUT JENIS SEKOLAH, LOKASI DAN KATEGORI SEPerti PADA 30 JUN 2018 <i>NUMBER OF PRIMARY AND SECONDARY SCHOOLS BY TYPE, LOCATION AND CATEGORY AS OF 30th JUNE 2018</i>	201
WP LABUAN	
2.1.15 BILANGAN SEKOLAH RENDAH DAN MENENGAH MENGIKUT JENIS SEKOLAH, LOKASI DAN KATEGORI SEPerti PADA 30 JUN 2018 <i>NUMBER OF PRIMARY AND SECONDARY SCHOOLS BY TYPE, LOCATION AND CATEGORY AS OF 30th JUNE 2018</i>	201
WP PUTRAJAYA	
2.1.16 BILANGAN SEKOLAH RENDAH DAN MENENGAH MENGIKUT JENIS SEKOLAH, LOKASI DAN KATEGORI SEPerti PADA 30 JUN 2018 <i>NUMBER OF PRIMARY AND SECONDARY SCHOOLS BY TYPE, LOCATION AND CATEGORY AS OF 30th JUNE 2018</i>	202
<b>MALAYSIA</b>	
2.2 BILANGAN KELAS DAN BILIK DARJAH DI SEKOLAH RENDAH DAN MENENGAH KERAJAAN DAN BANTUAN KERAJAAN SEPerti PADA 30 JUN 2018 <i>NUMBER OF CLASSES AND CLASSROOMS IN GOVERNMENT AND GOVERNMENT-AIDED PRIMARY AND SECONDARY SCHOOLS AS OF 30th JUNE 2018</i>	<b>203</b>
JOHOR	
2.2.1 BILANGAN KELAS DAN BILIK DARJAH DI SEKOLAH RENDAH DAN MENENGAH KERAJAAN DAN BANTUAN KERAJAAN SEPerti PADA 30 JUN 2018 <i>NUMBER OF CLASSES AND CLASSROOMS IN GOVERNMENT AND GOVERNMENT-AIDED PRIMARY AND SECONDARY SCHOOLS AS OF 30th JUNE 2018</i>	203
KEDAH	
2.2.2 BILANGAN KELAS DAN BILIK DARJAH DI SEKOLAH RENDAH DAN MENENGAH KERAJAAN DAN BANTUAN KERAJAAN SEPerti PADA 30 JUN 2018 <i>NUMBER OF CLASSES AND CLASSROOMS IN GOVERNMENT AND GOVERNMENT-AIDED PRIMARY AND SECONDARY SCHOOLS AS OF 30th JUNE 2018</i>	204
KELANTAN	
2.2.3 BILANGAN KELAS DAN BILIK DARJAH DI SEKOLAH RENDAH DAN MENENGAH KERAJAAN DAN BANTUAN KERAJAAN SEPerti PADA 30 JUN 2018 <i>NUMBER OF CLASSES AND CLASSROOMS IN GOVERNMENT AND GOVERNMENT-AIDED PRIMARY AND SECONDARY SCHOOLS AS OF 30th JUNE 2018</i>	204
MELAKA	
2.2.4 BILANGAN KELAS DAN BILIK DARJAH DI SEKOLAH RENDAH DAN MENENGAH KERAJAAN DAN BANTUAN KERAJAAN SEPerti PADA 30 JUN 2018 <i>NUMBER OF CLASSES AND CLASSROOMS IN GOVERNMENT AND GOVERNMENT-AIDED PRIMARY AND SECONDARY SCHOOLS AS OF 30th JUNE 2018</i>	205
NEGERI SEMBILAN	
2.2.5 BILANGAN KELAS DAN BILIK DARJAH DI SEKOLAH RENDAH DAN MENENGAH KERAJAAN DAN BANTUAN KERAJAAN SEPerti PADA 30 JUN 2018 <i>NUMBER OF CLASSES AND CLASSROOMS IN GOVERNMENT AND GOVERNMENT-AIDED PRIMARY AND SECONDARY SCHOOLS AS OF 30th JUNE 2018</i>	205
PAHANG	
2.2.6 BILANGAN KELAS DAN BILIK DARJAH DI SEKOLAH RENDAH DAN MENENGAH KERAJAAN DAN BANTUAN KERAJAAN SEPerti PADA 30 JUN 2018 <i>NUMBER OF CLASSES AND CLASSROOMS IN GOVERNMENT AND GOVERNMENT-AIDED PRIMARY AND SECONDARY SCHOOLS AS OF 30th JUNE 2018</i>	206
PERAK	
2.2.7 BILANGAN KELAS DAN BILIK DARJAH DI SEKOLAH RENDAH DAN MENENGAH KERAJAAN DAN BANTUAN KERAJAAN SEPerti PADA 30 JUN 2018 <i>NUMBER OF CLASSES AND CLASSROOMS IN GOVERNMENT AND GOVERNMENT-AIDED PRIMARY AND SECONDARY SCHOOLS AS OF 30th JUNE 2018</i>	206
PERLIS	
2.2.8 BILANGAN KELAS DAN BILIK DARJAH DI SEKOLAH RENDAH DAN MENENGAH KERAJAAN DAN BANTUAN KERAJAAN SEPerti PADA 30 JUN 2018 <i>NUMBER OF CLASSES AND CLASSROOMS IN GOVERNMENT AND GOVERNMENT-AIDED PRIMARY AND SECONDARY SCHOOLS AS OF 30th JUNE 2018</i>	207
PULAU PINANG	
2.2.9 BILANGAN KELAS DAN BILIK DARJAH DI SEKOLAH RENDAH DAN MENENGAH KERAJAAN DAN BANTUAN KERAJAAN SEPerti PADA 30 JUN 2018 <i>NUMBER OF CLASSES AND CLASSROOMS IN GOVERNMENT AND GOVERNMENT-AIDED PRIMARY AND SECONDARY SCHOOLS AS OF 30th JUNE 2018</i>	207
SABAH	
2.2.10 BILANGAN KELAS DAN BILIK DARJAH DI SEKOLAH RENDAH DAN MENENGAH KERAJAAN DAN BANTUAN KERAJAAN SEPerti PADA 30 JUN 2018 <i>NUMBER OF CLASSES AND CLASSROOMS IN GOVERNMENT AND GOVERNMENT-AIDED PRIMARY AND SECONDARY SCHOOLS AS OF 30th JUNE 2018</i>	208

TAJUK TITLE	MUKA SURAT PAGE
<b>SARAWAK</b>	
2.2.11 BILANGAN KELAS DAN BILIK DARJAH DI SEKOLAH RENDAH DAN MENENGAH KERAJAAN DAN BANTUAN KERAJAAN SEPerti PADA 30 JUN 2018 <i>NUMBER OF CLASSES AND CLASSROOMS IN GOVERNMENT AND GOVERNMENT-AIDED PRIMARY AND SECONDARY SCHOOLS AS OF 30th JUNE 2018</i>	208
<b>SELANGOR</b>	
2.2.12 BILANGAN KELAS DAN BILIK DARJAH DI SEKOLAH RENDAH DAN MENENGAH KERAJAAN DAN BANTUAN KERAJAAN SEPerti PADA 30 JUN 2018 <i>NUMBER OF CLASSES AND CLASSROOMS IN GOVERNMENT AND GOVERNMENT-AIDED PRIMARY AND SECONDARY SCHOOLS AS OF 30th JUNE 2018</i>	209
<b>TERENGGANU</b>	
2.2.13 BILANGAN KELAS DAN BILIK DARJAH DI SEKOLAH RENDAH DAN MENENGAH KERAJAAN DAN BANTUAN KERAJAAN SEPerti PADA 30 JUN 2018 <i>NUMBER OF CLASSES AND CLASSROOMS IN GOVERNMENT AND GOVERNMENT-AIDED PRIMARY AND SECONDARY SCHOOLS AS OF 30th JUNE 2018</i>	209
<b>WP KUALA LUMPUR</b>	
2.2.14 BILANGAN KELAS DAN BILIK DARJAH DI SEKOLAH RENDAH DAN MENENGAH KERAJAAN DAN BANTUAN KERAJAAN SEPerti PADA 30 JUN 2018 <i>NUMBER OF CLASSES AND CLASSROOMS IN GOVERNMENT AND GOVERNMENT-AIDED PRIMARY AND SECONDARY SCHOOLS AS OF 30th JUNE 2018</i>	210
<b>WP LABUAN</b>	
2.2.15 BILANGAN KELAS DAN BILIK DARJAH DI SEKOLAH RENDAH DAN MENENGAH KERAJAAN DAN BANTUAN KERAJAAN SEPerti PADA 30 JUN 2018 <i>NUMBER OF CLASSES AND CLASSROOMS IN GOVERNMENT AND GOVERNMENT-AIDED PRIMARY AND SECONDARY SCHOOLS AS OF 30th JUNE 2018</i>	210
<b>WP PUTRAJAYA</b>	
2.2.16 BILANGAN KELAS DAN BILIK DARJAH DI SEKOLAH RENDAH DAN MENENGAH KERAJAAN DAN BANTUAN KERAJAAN SEPerti PADA 30 JUN 2018 <i>NUMBER OF CLASSES AND CLASSROOMS IN GOVERNMENT AND GOVERNMENT-AIDED PRIMARY AND SECONDARY SCHOOLS AS OF 30th JUNE 2018</i>	211

### BAB 3: GURU / TEACHERS

TAJUK TITLE	MUKA SURAT PAGE
<b>MALAYSIA</b>	
3.1 BILANGAN GURU SEKOLAH RENDAH DAN MENENGAH KERAJAAN DAN BANTUAN KERAJAAN SEPerti PADA 30 JUN 2018 <i>NUMBER OF TEACHERS IN GOVERNMENT AND GOVERNMENT-AIDED PRIMARY AND SECONDARY SCHOOLS AS OF 30th JUNE 2018</i>	214
3.1A BILANGAN GURU SEKOLAH RENDAH DAN MENENGAH KERAJAAN DAN BANTUAN KERAJAAN MENGIKUT LOKASI (BANDAR) SEPerti PADA 30 JUN 2018 <i>NUMBER OF TEACHERS IN GOVERNMENT AND GOVERNMENT-AIDED PRIMARY AND SECONDARY SCHOOLS BY LOCATION (URBAN) AS OF 30th JUNE 2018</i>	214
3.1B BILANGAN GURU SEKOLAH RENDAH DAN MENENGAH KERAJAAN DAN BANTUAN KERAJAAN MENGIKUT LOKASI (LUAR BANDAR) SEPerti PADA 30 JUN 2018 <i>NUMBER OF TEACHERS IN GOVERNMENT AND GOVERNMENT-AIDED PRIMARY AND SECONDARY SCHOOLS BY LOCATION (RURAL) AS OF 30th JUNE 2018</i>	215
<b>JOHOR</b>	
3.1.1 BILANGAN GURU SEKOLAH RENDAH DAN MENENGAH KERAJAAN DAN BANTUAN KERAJAAN SEPerti PADA 30 JUN 2018 <i>NUMBER OF TEACHERS IN GOVERNMENT AND GOVERNMENT-AIDED PRIMARY AND SECONDARY SCHOOLS AS OF 30th JUNE 2018</i>	215
3.1.1A BILANGAN GURU SEKOLAH RENDAH DAN MENENGAH KERAJAAN DAN BANTUAN KERAJAAN MENGIKUT LOKASI (BANDAR) SEPerti PADA 30 JUN 2018 <i>NUMBER OF TEACHERS IN GOVERNMENT AND GOVERNMENT-AIDED PRIMARY AND SECONDARY SCHOOLS BY LOCATION (URBAN) AS OF 30th JUNE 2018</i>	216
3.1.1B BILANGAN GURU SEKOLAH RENDAH DAN MENENGAH KERAJAAN DAN BANTUAN KERAJAAN MENGIKUT LOKASI (LUAR BANDAR) SEPerti PADA 30 JUN 2018 <i>NUMBER OF TEACHERS IN GOVERNMENT AND GOVERNMENT-AIDED PRIMARY AND SECONDARY SCHOOLS BY LOCATION (RURAL) AS OF 30th JUNE 2018</i>	216
<b>KEDAH</b>	
3.1.2 BILANGAN GURU SEKOLAH RENDAH DAN MENENGAH KERAJAAN DAN BANTUAN KERAJAAN SEPerti PADA 30 JUN 2018 <i>NUMBER OF TEACHERS IN GOVERNMENT AND GOVERNMENT-AIDED PRIMARY AND SECONDARY SCHOOLS AS OF 30th JUNE 2018</i>	217
3.1.2A BILANGAN GURU SEKOLAH RENDAH DAN MENENGAH KERAJAAN DAN BANTUAN KERAJAAN MENGIKUT LOKASI (BANDAR) SEPerti PADA 30 JUN 2018 <i>NUMBER OF TEACHERS IN GOVERNMENT AND GOVERNMENT-AIDED PRIMARY AND SECONDARY SCHOOLS BY LOCATION (URBAN) AS OF 30th JUNE 2018</i>	217
3.1.2B BILANGAN GURU SEKOLAH RENDAH DAN MENENGAH KERAJAAN DAN BANTUAN KERAJAAN MENGIKUT LOKASI (LUAR BANDAR) SEPerti PADA 30 JUN 2018 <i>NUMBER OF TEACHERS IN GOVERNMENT AND GOVERNMENT-AIDED PRIMARY AND SECONDARY SCHOOLS BY LOCATION (RURAL) AS OF 30th JUNE 2018</i>	218

TAJUK TITLE	MUKA SURAT PAGE
<b>KELANTAN</b>	
3.1.3 BILANGAN GURU SEKOLAH RENDAH DAN MENENGAH KERAJAAN DAN BANTUAN KERAJAAN SEPERTI PADA 30 JUN 2018 <i>NUMBER OF TEACHERS IN GOVERNMENT AND GOVERNMENT-AIDED PRIMARY AND SECONDARY SCHOOLS AS OF 30th JUNE 2018</i>	218
3.1.3A BILANGAN GURU SEKOLAH RENDAH DAN MENENGAH KERAJAAN DAN BANTUAN KERAJAAN MENGIKUT LOKASI (BANDAR) SEPERTI PADA 30 JUN 2018 <i>NUMBER OF TEACHERS IN GOVERNMENT AND GOVERNMENT-AIDED PRIMARY AND SECONDARY SCHOOLS BY LOCATION (URBAN) AS OF 30th JUNE 2018</i>	219
3.1.3B BILANGAN GURU SEKOLAH RENDAH DAN MENENGAH KERAJAAN DAN BANTUAN KERAJAAN MENGIKUT LOKASI (LUAR BANDAR) SEPERTI PADA 30 JUN 2018 <i>NUMBER OF TEACHERS IN GOVERNMENT AND GOVERNMENT-AIDED PRIMARY AND SECONDARY SCHOOLS BY LOCATION (RURAL) AS OF 30th JUNE 2018</i>	219
<b>MELAKA</b>	
3.1.4 BILANGAN GURU SEKOLAH RENDAH DAN MENENGAH KERAJAAN DAN BANTUAN KERAJAAN SEPERTI PADA 30 JUN 2018 <i>NUMBER OF TEACHERS IN GOVERNMENT AND GOVERNMENT-AIDED PRIMARY AND SECONDARY SCHOOLS AS OF 30th JUNE 2018</i>	220
3.1.4A BILANGAN GURU SEKOLAH RENDAH DAN MENENGAH KERAJAAN DAN BANTUAN KERAJAAN MENGIKUT LOKASI (BANDAR) SEPERTI PADA 30 JUN 2018 <i>NUMBER OF TEACHERS IN GOVERNMENT AND GOVERNMENT-AIDED PRIMARY AND SECONDARY SCHOOLS BY LOCATION (URBAN) AS OF 30th JUNE 2018</i>	220
3.1.4B BILANGAN GURU SEKOLAH RENDAH DAN MENENGAH KERAJAAN DAN BANTUAN KERAJAAN MENGIKUT LOKASI (LUAR BANDAR) SEPERTI PADA 30 JUN 2018 <i>NUMBER OF TEACHERS IN GOVERNMENT AND GOVERNMENT-AIDED PRIMARY AND SECONDARY SCHOOLS BY LOCATION (RURAL) AS OF 30th JUNE 2018</i>	221
<b>NEGERI SEMBILAN</b>	
3.1.5 BILANGAN GURU SEKOLAH RENDAH DAN MENENGAH KERAJAAN DAN BANTUAN KERAJAAN SEPERTI PADA 30 JUN 2018 <i>NUMBER OF TEACHERS IN GOVERNMENT AND GOVERNMENT-AIDED PRIMARY AND SECONDARY SCHOOLS AS OF 30th JUNE 2018</i>	221
3.1.5A BILANGAN GURU SEKOLAH RENDAH DAN MENENGAH KERAJAAN DAN BANTUAN KERAJAAN MENGIKUT LOKASI (BANDAR) SEPERTI PADA 30 JUN 2018 <i>NUMBER OF TEACHERS IN GOVERNMENT AND GOVERNMENT-AIDED PRIMARY AND SECONDARY SCHOOLS BY LOCATION (URBAN) AS OF 30th JUNE 2018</i>	222
3.1.5B BILANGAN GURU SEKOLAH RENDAH DAN MENENGAH KERAJAAN DAN BANTUAN KERAJAAN MENGIKUT LOKASI (LUAR BANDAR) SEPERTI PADA 30 JUN 2018 <i>NUMBER OF TEACHERS IN GOVERNMENT AND GOVERNMENT-AIDED PRIMARY AND SECONDARY SCHOOLS BY LOCATION (RURAL) AS OF 30th JUNE 2018</i>	222
<b>PAHANG</b>	
3.1.6 BILANGAN GURU SEKOLAH RENDAH DAN MENENGAH KERAJAAN DAN BANTUAN KERAJAAN SEPERTI PADA 30 JUN 2018 <i>NUMBER OF TEACHERS IN GOVERNMENT AND GOVERNMENT-AIDED PRIMARY AND SECONDARY SCHOOLS AS OF 30th JUNE 2018</i>	223
3.1.6A BILANGAN GURU SEKOLAH RENDAH DAN MENENGAH KERAJAAN DAN BANTUAN KERAJAAN MENGIKUT LOKASI (BANDAR) SEPERTI PADA 30 JUN 2018 <i>NUMBER OF TEACHERS IN GOVERNMENT AND GOVERNMENT-AIDED PRIMARY AND SECONDARY SCHOOLS BY LOCATION (URBAN) AS OF 30th JUNE 2018</i>	223
3.1.6B BILANGAN GURU SEKOLAH RENDAH DAN MENENGAH KERAJAAN DAN BANTUAN KERAJAAN MENGIKUT LOKASI (LUAR BANDAR) SEPERTI PADA 30 JUN 2018 <i>NUMBER OF TEACHERS IN GOVERNMENT AND GOVERNMENT-AIDED PRIMARY AND SECONDARY SCHOOLS BY LOCATION (RURAL) AS OF 30th JUNE 2018</i>	224
<b>PERAK</b>	
3.1.7 BILANGAN GURU SEKOLAH RENDAH DAN MENENGAH KERAJAAN DAN BANTUAN KERAJAAN SEPERTI PADA 30 JUN 2018 <i>NUMBER OF TEACHERS IN GOVERNMENT AND GOVERNMENT-AIDED PRIMARY AND SECONDARY SCHOOLS AS OF 30th JUNE 2018</i>	224
3.1.7A BILANGAN GURU SEKOLAH RENDAH DAN MENENGAH KERAJAAN DAN BANTUAN KERAJAAN MENGIKUT LOKASI (BANDAR) SEPERTI PADA 30 JUN 2018 <i>NUMBER OF TEACHERS IN GOVERNMENT AND GOVERNMENT-AIDED PRIMARY AND SECONDARY SCHOOLS BY LOCATION (URBAN) AS OF 30th JUNE 2018</i>	225
3.1.7B BILANGAN GURU SEKOLAH RENDAH DAN MENENGAH KERAJAAN DAN BANTUAN KERAJAAN MENGIKUT LOKASI (LUAR BANDAR) SEPERTI PADA 30 JUN 2018 <i>NUMBER OF TEACHERS IN GOVERNMENT AND GOVERNMENT-AIDED PRIMARY AND SECONDARY SCHOOLS BY LOCATION (RURAL) AS OF 30th JUNE 2018</i>	225
<b>PERLIS</b>	
3.1.8 BILANGAN GURU SEKOLAH RENDAH DAN MENENGAH KERAJAAN DAN BANTUAN KERAJAAN SEPERTI PADA 30 JUN 2018 <i>NUMBER OF TEACHERS IN GOVERNMENT AND GOVERNMENT-AIDED PRIMARY AND SECONDARY SCHOOLS AS OF 30th JUNE 2018</i>	226
3.1.8A BILANGAN GURU SEKOLAH RENDAH DAN MENENGAH KERAJAAN DAN BANTUAN KERAJAAN MENGIKUT LOKASI (BANDAR) SEPERTI PADA 30 JUN 2018 <i>NUMBER OF TEACHERS IN GOVERNMENT AND GOVERNMENT-AIDED PRIMARY AND SECONDARY SCHOOLS BY LOCATION (URBAN) AS OF 30th JUNE 2018</i>	226
3.1.8B BILANGAN GURU SEKOLAH RENDAH DAN MENENGAH KERAJAAN DAN BANTUAN KERAJAAN MENGIKUT LOKASI (LUAR BANDAR) SEPERTI PADA 30 JUN 2018 <i>NUMBER OF TEACHERS IN GOVERNMENT AND GOVERNMENT-AIDED PRIMARY AND SECONDARY SCHOOLS BY LOCATION (RURAL) AS OF 30th JUNE 2018</i>	227

TAJUK TITLE	MUKA SURAT PAGE
<b>PULAU PINANG</b>	
3.1.9 BILANGAN GURU SEKOLAH RENDAH DAN MENENGAH KERAJAAN DAN BANTUAN KERAJAAN SEPerti PADA 30 JUN 2018 <i>NUMBER OF TEACHERS IN GOVERNMENT AND GOVERNMENT-AIDED PRIMARY AND SECONDARY SCHOOLS AS OF 30th JUNE 2018</i>	227
3.1.9A BILANGAN GURU SEKOLAH RENDAH DAN MENENGAH KERAJAAN DAN BANTUAN KERAJAAN MENGIKUT LOKASI (BANDAR) SEPerti PADA 30 JUN 2018 <i>NUMBER OF TEACHERS IN GOVERNMENT AND GOVERNMENT-AIDED PRIMARY AND SECONDARY SCHOOLS BY LOCATION (URBAN) AS OF 30th JUNE 2018</i>	228
3.1.9B BILANGAN GURU SEKOLAH RENDAH DAN MENENGAH KERAJAAN DAN BANTUAN KERAJAAN MENGIKUT LOKASI (LUAR BANDAR) SEPerti PADA 30 JUN 2018 <i>NUMBER OF TEACHERS IN GOVERNMENT AND GOVERNMENT-AIDED PRIMARY AND SECONDARY SCHOOLS BY LOCATION (RURAL) AS OF 30th JUNE 2018</i>	228
<b>SABAH</b>	
3.1.10 BILANGAN GURU SEKOLAH RENDAH DAN MENENGAH KERAJAAN DAN BANTUAN KERAJAAN SEPerti PADA 30 JUN 2018 <i>NUMBER OF TEACHERS IN GOVERNMENT AND GOVERNMENT-AIDED PRIMARY AND SECONDARY SCHOOLS AS OF 30th JUNE 2018</i>	229
3.1.10A BILANGAN GURU SEKOLAH RENDAH DAN MENENGAH KERAJAAN DAN BANTUAN KERAJAAN MENGIKUT LOKASI (BANDAR) SEPerti PADA 30 JUN 2018 <i>NUMBER OF TEACHERS IN GOVERNMENT AND GOVERNMENT-AIDED PRIMARY AND SECONDARY SCHOOLS BY LOCATION (URBAN) AS OF 30th JUNE 2018</i>	229
3.1.10B BILANGAN GURU SEKOLAH RENDAH DAN MENENGAH KERAJAAN DAN BANTUAN KERAJAAN MENGIKUT LOKASI (LUAR BANDAR) SEPerti PADA 30 JUN 2018 <i>NUMBER OF TEACHERS IN GOVERNMENT AND GOVERNMENT-AIDED PRIMARY AND SECONDARY SCHOOLS BY LOCATION (RURAL) AS OF 30th JUNE 2018</i>	230
<b>SARAWAK</b>	
3.1.11 BILANGAN GURU SEKOLAH RENDAH DAN MENENGAH KERAJAAN DAN BANTUAN KERAJAAN SEPerti PADA 30 JUN 2018 <i>NUMBER OF TEACHERS IN GOVERNMENT AND GOVERNMENT-AIDED PRIMARY AND SECONDARY SCHOOLS AS OF 30th JUNE 2018</i>	230
3.1.11A BILANGAN GURU SEKOLAH RENDAH DAN MENENGAH KERAJAAN DAN BANTUAN KERAJAAN MENGIKUT LOKASI (BANDAR) SEPerti PADA 30 JUN 2018 <i>NUMBER OF TEACHERS IN GOVERNMENT AND GOVERNMENT-AIDED PRIMARY AND SECONDARY SCHOOLS BY LOCATION (URBAN) AS OF 30th JUNE 2018</i>	231
3.1.11B BILANGAN GURU SEKOLAH RENDAH DAN MENENGAH KERAJAAN DAN BANTUAN KERAJAAN MENGIKUT LOKASI (LUAR BANDAR) SEPerti PADA 30 JUN 2018 <i>NUMBER OF TEACHERS IN GOVERNMENT AND GOVERNMENT-AIDED PRIMARY AND SECONDARY SCHOOLS BY LOCATION (RURAL) AS OF 30th JUNE 2018</i>	231
<b>SELANGOR</b>	
3.1.12 BILANGAN GURU SEKOLAH RENDAH DAN MENENGAH KERAJAAN DAN BANTUAN KERAJAAN SEPerti PADA 30 JUN 2018 <i>NUMBER OF TEACHERS IN GOVERNMENT AND GOVERNMENT-AIDED PRIMARY AND SECONDARY SCHOOLS AS OF 30th JUNE 2018</i>	232
3.1.12A BILANGAN GURU SEKOLAH RENDAH DAN MENENGAH KERAJAAN DAN BANTUAN KERAJAAN MENGIKUT LOKASI (BANDAR) SEPerti PADA 30 JUN 2018 <i>NUMBER OF TEACHERS IN GOVERNMENT AND GOVERNMENT-AIDED PRIMARY AND SECONDARY SCHOOLS BY LOCATION (URBAN) AS OF 30th JUNE 2018</i>	232
3.1.12B BILANGAN GURU SEKOLAH RENDAH DAN MENENGAH KERAJAAN DAN BANTUAN KERAJAAN MENGIKUT LOKASI (LUAR BANDAR) SEPerti PADA 30 JUN 2018 <i>NUMBER OF TEACHERS IN GOVERNMENT AND GOVERNMENT-AIDED PRIMARY AND SECONDARY SCHOOLS BY LOCATION (RURAL) AS OF 30th JUNE 2018</i>	233
<b>TERENGGANU</b>	
3.1.13 BILANGAN GURU SEKOLAH RENDAH DAN MENENGAH KERAJAAN DAN BANTUAN KERAJAAN SEPerti PADA 30 JUN 2018 <i>NUMBER OF TEACHERS IN GOVERNMENT AND GOVERNMENT-AIDED PRIMARY AND SECONDARY SCHOOLS AS OF 30th JUNE 2018</i>	233
3.1.13A BILANGAN GURU SEKOLAH RENDAH DAN MENENGAH KERAJAAN DAN BANTUAN KERAJAAN MENGIKUT LOKASI (BANDAR) SEPerti PADA 30 JUN 2018 <i>NUMBER OF TEACHERS IN GOVERNMENT AND GOVERNMENT-AIDED PRIMARY AND SECONDARY SCHOOLS BY LOCATION (URBAN) AS OF 30th JUNE 2018</i>	234
3.1.13B BILANGAN GURU SEKOLAH RENDAH DAN MENENGAH KERAJAAN DAN BANTUAN KERAJAAN MENGIKUT LOKASI (LUAR BANDAR) SEPerti PADA 30 JUN 2018 <i>NUMBER OF TEACHERS IN GOVERNMENT AND GOVERNMENT-AIDED PRIMARY AND SECONDARY SCHOOLS BY LOCATION (RURAL) AS OF 30th JUNE 2018</i>	234
<b>WP KUALA LUMPUR</b>	
3.1.14 BILANGAN GURU SEKOLAH RENDAH DAN MENENGAH KERAJAAN DAN BANTUAN KERAJAAN SEPerti PADA 30 JUN 2018 <i>NUMBER OF TEACHERS IN GOVERNMENT AND GOVERNMENT-AIDED PRIMARY AND SECONDARY SCHOOLS AS OF 30th JUNE 2018</i>	235

TAJUK TITLE	MUKA SURAT PAGE
WP LABUAN	
3.1.15 BILANGAN GURU SEKOLAH RENDAH DAN MENENGAH KERAJAAN DAN BANTUAN KERAJAAN SEPERTI PADA 30 JUN 2018 <i>NUMBER OF TEACHERS IN GOVERNMENT AND GOVERNMENT-AIDED PRIMARY AND SECONDARY SCHOOLS AS OF 30th JUNE 2018</i>	235
WP PUTRAJAYA	
3.1.16 BILANGAN GURU SEKOLAH RENDAH DAN MENENGAH KERAJAAN DAN BANTUAN KERAJAAN SEPERTI PADA 30 JUN 2018 <i>NUMBER OF TEACHERS IN GOVERNMENT AND GOVERNMENT-AIDED PRIMARY AND SECONDARY SCHOOLS AS OF 30th JUNE 2018</i>	236

#### BAB 4: PENDIDIKAN TERTIARI / TERTIARY EDUCATION

TAJUK TITLE	MUKA SURAT PAGE
4.1 ENROLMEN PELAJAR DAN BILANGAN KAKITANGAN AKADEMIK DI INSTITUT PENDIDIKAN GURU DI MALAYSIA SEPERTI PADA 30 JUN 2018 <i>STUDENT ENROLMENT AND NUMBER OF ACADEMIC STAFF IN INSTITUTE OF TEACHER EDUCATION IN MALAYSIA AS OF 30th JUNE 2018</i>	238
4.2 BILANGAN KEMASUKAN, ENROLMEN DAN GRADUAN PELAJAR DI UNIVERSITI AWAM (UA) 2017 <i>NUMBER OF ENTRANTS, ENROLMENT AND GRADUATES IN PUBLIC UNIVERSITIES (PU) 2017</i>	238
4.3 BILANGAN KEMASUKAN, ENROLMEN DAN GRADUAN PELAJAR MENGIKUT PERINGKAT PENGAJIAN DAN STAF AKADEMIK DI POLITEKNIK 2017 <i>NUMBER OF ENTRANTS, ENROLMENT AND GRADUATES BY LEVELS OF STUDY AND ACADEMIC STAFF IN POLYTECHNICS 2017</i>	239
4.4 BILANGAN KEMASUKAN, ENROLMEN DAN GRADUAN PELAJAR MENGIKUT PERINGKAT PENGAJIAN DAN STAF AKADEMIK DI KOLEJ KOMUNITI 2017 <i>NUMBER OF ENTRANTS, ENROLMENT, AND GRADUATES BY LEVELS OF STUDY AND ACADEMIC STAFF IN COMMUNITY COLLEGES 2017</i>	239

#### BAB 5: PERBELANJAAN PENDIDIKAN / EDUCATIONAL EXPENDITURE

TAJUK TITLE	MUKA SURAT PAGE
5.1 PERBELANJAAN PENDIDIKAN MENGIKUT MAKSUD BEKALAN BERBANDING DENGAN PERBELANJAAN NEGARA DAN PENDAPATAN NEGARA KASAR (PNK) 2015-2017 <i>EDUCATIONAL EXPENDITURE BY PURPOSE AND AGAINST TOTAL GOVERNMENT EXPENDITURE AND GROSS NATIONAL INCOME (GNI) 2015-2017</i>	242
5.2 ANGGARAN PERBELANJAAN MENURUS MENGIKUT PROGRAM DAN MAKSUD BEKALAN 2018 <i>ESTIMATED CURRENT EXPENDITURE BY PROGRAMME AND PURPOSE 2018</i>	242
5.2.1 PERBELANJAAN MENURUS PENGURUSAN KEMENTERIAN 2016-2018 <i>CURRENT EXPENDITURE FOR MANAGEMENT OF MINISTRY 2016-2018</i>	243
5.2.2 PERBELANJAAN MENURUS OPERASI PENDIDIKAN 2016-2018 <i>CURRENT EXPENDITURE FOR EDUCATIONAL OPERATION 2016-2018</i>	243
5.2.3 PERBELANJAAN MENURUS PENYELIDIKAN DAN PEMBANGUNAN ILMU 2016-2018 <i>CURRENT EXPENDITURE FOR KNOWLEDGE DEVELOPMENT AND RESEARCH 2016-2018</i>	243
5.2.4 PERBELANJAAN MENURUS PEMBANGUNAN PROFESIONALISME 2016-2018 <i>CURRENT EXPENDITURE FOR PROFESSIONAL DEVELOPMENT 2016-2018</i>	244
5.2.5 PERBELANJAAN MENURUS PENGUKUHAN OPERASI PENDIDIKAN 2016-2018 <i>CURRENT EXPENDITURE FOR STRENGTHENING EDUCATIONAL OPERATION 2016-2018</i>	244
5.2.6 PERBELANJAAN MENURUS DASAR, PENILAIAN DAN PENGURUSAN PRESTASI 2016-2018 <i>CURRENT EXPENDITURE FOR PERFORMANCE MANAGEMENT, EVALUATION AND POLICY 2016-2018</i>	244
5.2.7 PERBELANJAAN MENURUS MAJLIS PEPERIKSAAN MALAYSIA DAN DEWAN BAHASA DAN PUSTAKA 2016-2018 <i>CURRENT EXPENDITURE FOR MALAYSIA EXAMINATION COUNCIL AND INSTITUTE OF LANGUAGE AND LITERATURE 2016-2018</i>	245
5.2.8 PERBELANJAAN MENURUS DASAR BARU 2016-2018 <i>CURRENT EXPENDITURE FOR NEW POLICY 2016-2018</i>	245

TAJUK TITLE	MUKA SURAT PAGE
5.2.9 PERBELANJAAN MENGURUS <i>ONE-OFF</i> 2016-2018 <i>CURRENT EXPENDITURE FOR ONE-OFF 2016-2018</i>	245
5.2.10 PERBELANJAAN MENGURUS PROGRAM KHUSUS 2016-2018 <i>CURRENT EXPENDITURE FOR SPECIAL PROGRAMME 2016-2018</i>	246
5.3 PERBELANJAAN PEMBANGUNAN MENGIKUT PROGRAM PENDIDIKAN DI MALAYSIA <i>DEVELOPMENT EXPENDITURE BY EDUCATIONAL PROGRAMMES IN MALAYSIA</i>	248

## BAB 6: AGENSI LAIN / OTHER AGENCIES

TAJUK TITLE	MUKA SURAT PAGE
6.1 BILANGAN TADIKA DAN KELAS MENGIKUT AGENSI DAN NEGERI 2018 <i>NUMBER OF KINDERGARTENS AND CLASSES BY AGENCIES AND STATE 2018</i>	250
ABIM	
6.1.1 ENROLMEN MURID DAN BILANGAN GURU TADIKA ABIM MENGIKUT NEGERI 2018 <i>ENROLMENT AND NUMBER OF TEACHERS IN ABIM KINDERGARTENS BY STATE 2018</i>	250
JAIN	
6.1.2 ENROLMEN MURID DAN BILANGAN GURU TADIKA DI JABATAN AGAMA ISLAM NEGERI MENGIKUT NEGERI 2018 <i>ENROLMENT AND NUMBER OF TEACHERS IN STATE RELIGIOUS DEPARTMENT KINDERGARTENS BY STATE 2018</i>	251
KEMAS	
6.1.3 ENROLMEN MURID DAN BILANGAN GURU TADIKA KEMAS MENGIKUT NEGERI 2018 <i>ENROLMENT AND NUMBER OF TEACHERS IN KEMAS KINDERGARTENS BY STATE 2018</i>	251
TADIKA PERPADUAN	
6.1.4 ENROLMEN MURID DAN BILANGAN GURU TADIKA PERPADUAN MENGIKUT NEGERI 2018 <i>ENROLMENT AND NUMBER OF TEACHERS IN PERPADUAN KINDERGARTENS BY STATE 2018</i>	252
TADIKA SWASTA	
6.1.5 ENROLMEN MURID DAN BILANGAN GURU TADIKA SWASTA MENGIKUT NEGERI 2018 <i>ENROLMENT AND NUMBER OF TEACHERS IN PRIVATE KINDERGARTENS BY STATE 2018</i>	252
6.2 BILANGAN SEKOLAH RENDAH DAN MENENGAH SWASTA MENGIKUT NEGERI DAN JENIS SEKOLAH SEPERTI PADA 30 JUN 2018 <i>NUMBER OF PRIVATE PRIMARY AND SECONDARY SCHOOLS BY STATE AND TYPE AS OF 30th JUNE 2018</i>	253
6.2.1 ENROLMEN SEKOLAH RENDAH SWASTA MENGIKUT NEGERI DAN JENIS SEKOLAH SEPERTI PADA 30 JUN 2018 <i>ENROLMENT IN PRIVATE PRIMARY SCHOOLS BY STATE AND TYPE AS OF 30th JUNE 2018</i>	253
6.2.2 ENROLMEN SEKOLAH MENENGAH SWASTA MENGIKUT NEGERI DAN JENIS SEKOLAH SEPERTI PADA 30 JUN 2018 <i>ENROLMENT IN PRIVATE SECONDARY SCHOOLS BY STATE AND TYPE AS OF 30th JUNE 2018</i>	254
6.3 BILANGAN SEKOLAH, ENROLMEN DAN GURU DI SEKOLAH RENDAH AGAMA NEGERI 2018 <i>NUMBER OF SCHOOLS, ENROLMENT AND TEACHERS IN STATE RELIGIOUS PRIMARY SCHOOLS 2018</i>	254
6.3.1 BILANGAN SEKOLAH, ENROLMEN DAN GURU DI SEKOLAH MENENGAH AGAMA NEGERI 2018 <i>NUMBER OF SCHOOLS, ENROLMENT AND TEACHERS IN STATE RELIGIOUS SECONDARY SCHOOLS 2018</i>	255
6.3.2 ENROLMEN DI SEKOLAH RENDAH DAN MENENGAH AGAMA NEGERI MENGIKUT PERINGKAT PENDIDIKAN 2018 <i>ENROLMENT IN STATE RELIGIOUS PRIMARY AND SECONDARY SCHOOL BY LEVEL OF EDUCATION 2018</i>	255
6.4 BILANGAN SEKOLAH, ENROLMEN DAN GURU DI SEKOLAH RENDAH AGAMA RAKYAT 2018 <i>NUMBER OF SCHOOLS, ENROLMENT AND TEACHERS IN PEOPLE RELIGIOUS PRIMARY SCHOOLS 2018</i>	256
6.4.1 BILANGAN SEKOLAH, ENROLMEN DAN GURU DI SEKOLAH MENENGAH AGAMA RAKYAT 2018 <i>NUMBER OF SCHOOLS, ENROLMENT AND TEACHERS IN PEOPLE RELIGIOUS SECONDARY SCHOOLS 2018</i>	256

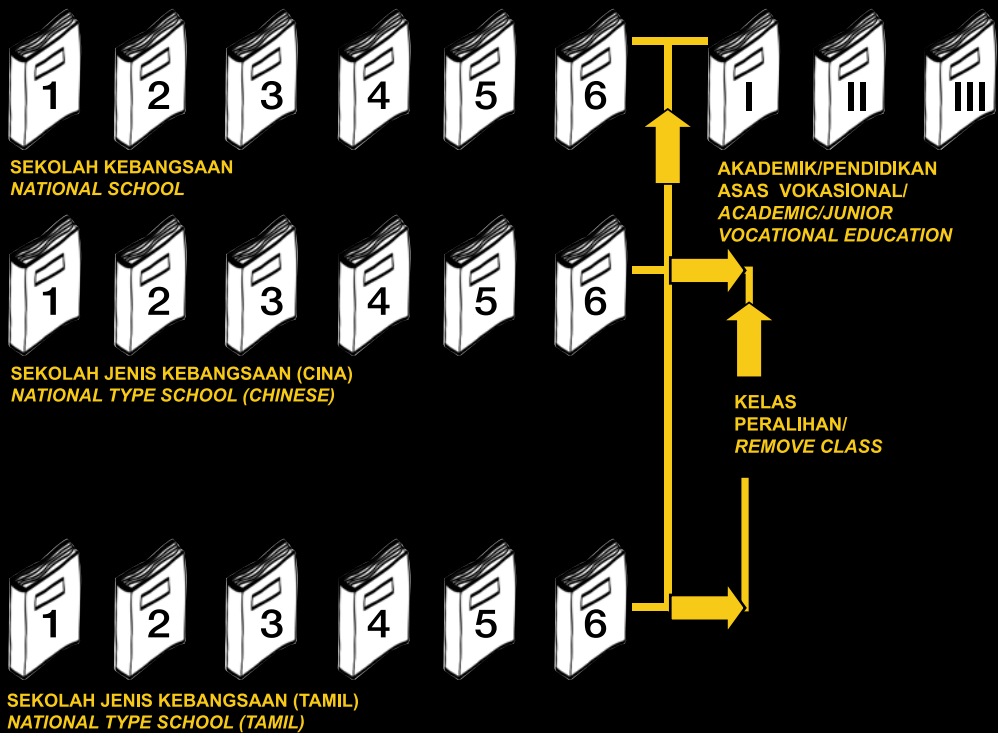


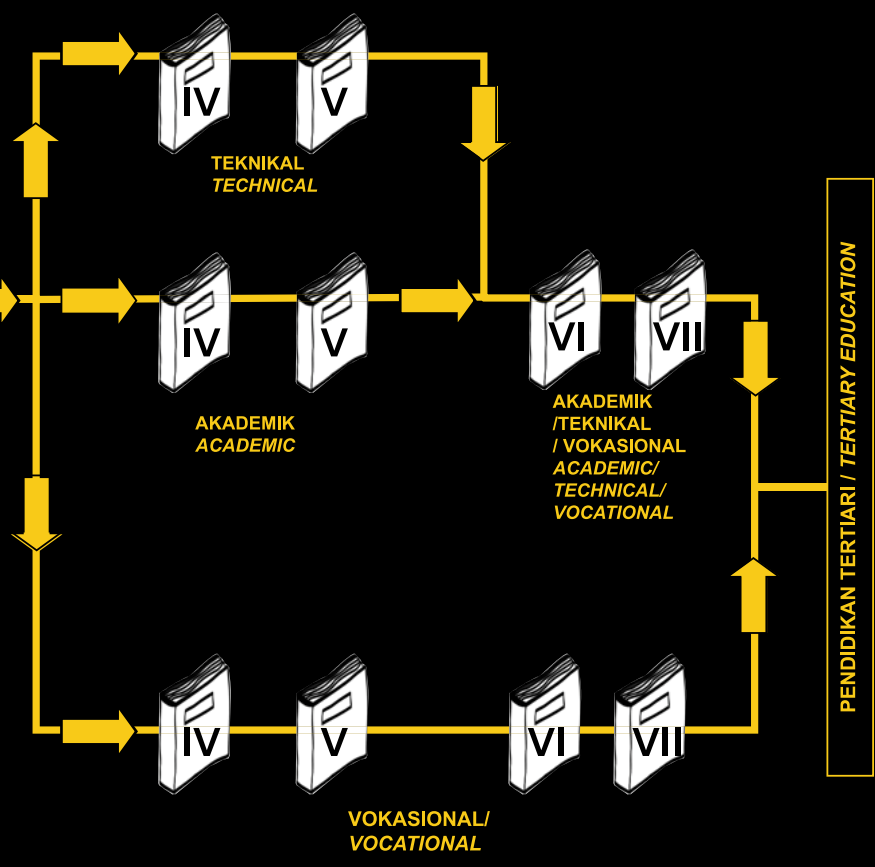
TAJUK TITLE	MUKA SURAT PAGE
6.4.2 BILANGAN SEKOLAH, ENROLMEN DAN GURU DI SEKOLAH AGAMA RAKYAT (MENENGAH DAN RENDAH) 2018 <i>NUMBER OF SCHOOLS, ENROLMENT AND TEACHERS IN PEOPLE RELIGIOUS SCHOOL (SECONDARY AND PRIMARY) 2018</i>	257
6.4.3 ENROLMEN DI SEKOLAH RENDAH DAN MENENGAH AGAMA RAKYAT MENGIKUT PERINGKAT PENDIDIKAN 2018 <i>ENROLMENT IN PEOPLE RELIGIOUS PRIMARY AND SECONDARY SCHOOLS BY LEVELS OF EDUCATION 2018</i>	257
6.5 BILANGAN SEKOLAH, ENROLMEN DAN GURU DI SEKOLAH MAAHAD TAHFIZ SWASTA 2018 <i>NUMBER OF SCHOOLS, ENROLMENT AND TEACHERS IN PRIVATE MAAHAD TAHFIZ SCHOOL 2018</i>	258
6.6 BILANGAN SEKOLAH, ENROLMEN DAN GURU DI SEKOLAH PONDOK 2018 <i>NUMBER OF SCHOOLS, ENROLMENT AND TEACHERS IN PONDOK SCHOOL 2018</i>	258
6.7 BILANGAN MAKTAB RENDAH SAINS MARA, ENROLMEN DAN GURU MENGIKUT NEGERI SEPERTI PADA 30 JUN 2018 <i>NUMBER OF MARA JUNIOR SCIENCE COLLEGES, ENROLMENT AND TEACHERS BY STATE AS OF 30th JUNE 2018</i>	259
6.7.1 ENROLMEN DI MAKTAB RENDAH SAINS MARA MENGIKUT PERINGKAT PENDIDIKAN SEPERTI PADA 30 JUN 2018 <i>ENROLMENT IN MARA JUNIOR SCIENCE COLLEGES BY LEVEL OF EDUCATION AS OF 30th JUNE 2018</i>	259
6.8 BILANGAN KELAS DAN ENROLMEN DI MAKTAB TENTERA DIRAJA SEPERTI PADA 30 JUN 2018 <i>NUMBER OF CLASSES AND ENROLMENT IN ROYAL MILITARY COLLEGE AS OF 30th JUNE 2018</i>	260
6.8.1 BILANGAN GURU DI MAKTAB TENTERA DIRAJA MENGIKUT TAHAP PENDIDIKAN SEPERTI PADA 30 JUN 2018 <i>NUMBER OF TEACHERS IN ROYAL MILITARY COLLEGE BY LEVELS OF EDUCATION AS OF 30th JUNE 2018</i>	260
6.9 BILANGAN SEKOLAH, ENROLMEN DAN GURU DI SEKOLAH INTEGRITI DAN SEKOLAH HENRY GURNEY MENGIKUT NEGERI SEPERTI PADA 30 JUN 2018 <i>NUMBER OF SCHOOLS, ENROLMENT AND TEACHERS IN INTEGRITY SCHOOLS AND HENRY GURNEY SCHOOLS BY STATE AS OF 30th JUNE 2018</i>	261
6.9.1 ENROLMEN DI SEKOLAH INTEGRITI DAN SEKOLAH HENRY GURNEY MENGIKUT PERINGKAT PENDIDIKAN SEPERTI PADA 30 JUN 2018 <i>ENROLMENT IN INTEGRITY AND HENRY GURNEY SCHOOLS BY LEVEL OF EDUCATION AS OF 30th JUNE 2018</i>	261
6.10 BILANGAN SEKOLAH DALAM HOSPITAL, ENROLMEN DAN GURU MENGIKUT NEGERI SEPERTI PADA 30 JUN 2018 <i>NUMBER OF SCHOOLS IN HOSPITAL, ENROLMENT AND TEACHERS BY STATE AS OF 30th JUNE 2018</i>	262
6.10.1 ENROLMEN DI SEKOLAH DALAM HOSPITAL MENGIKUT PERINGKAT PENDIDIKAN SEPERTI PADA 30 JUN 2018 <i>ENROLMENT IN SCHOOLS IN HOSPITAL BY LEVEL OF EDUCATION AS OF 30th JUNE 2018</i>	262
TAJUK TITLE	MUKA SURAT PAGE
PENGHARGAAN <i>APPRECIATION</i>	263

## RINGKASAN / ABBREVIATIONS

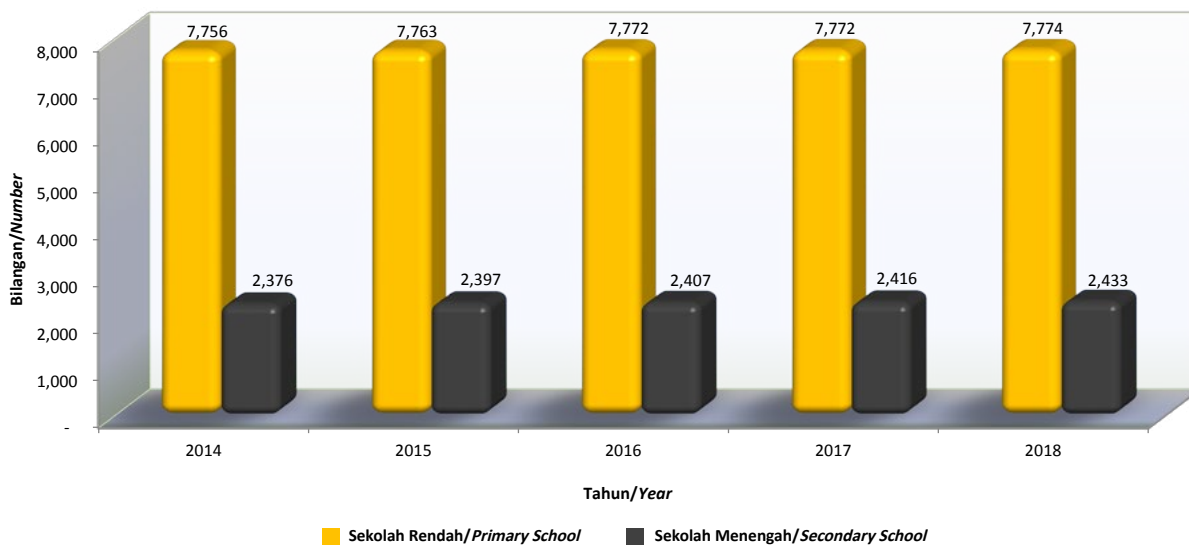
NO.	KOD / CODE	HURAIAN / DESCRIPTION
1	ABIM	Angkatan Belia Islam Malaysia / <i>Malaysian Islamic Youth Movement</i>
2	IPGM	Institut Pendidikan Guru Malaysia / <i>Institute of Teacher Education Malaysia</i>
3	J	Jumlah
4	T	<i>Total</i>
5	JAIN	Jabatan Agama Islam Negeri / <i>State Religious Department</i>
6	KEMAS	Jabatan Kemajuan Masyarakat / <i>Community Development Department</i>
7	KKBP	Kelas Khas Bermasalah Pembelajaran
8	SCLD	<i>Special Class for Learning Disabilities</i>
9	PNK	Pendapatan Negara Kasar
10	GNI	<i>Gross National Income</i>
11	KPM	Kementerian Pendidikan Malaysia
12	MOE	<i>Ministry of Education</i>
13	L	Lelaki
14	M	<i>Male</i>
15	MARA	Majlis Amanah Rakyat / <i>People's Council Trust</i>
16	MLVK	Majlis Latihan Vokasional Kebangsaan
17	NVTC	<i>National Vocational Training Council</i>
18	P	Perempuan
19	F	<i>Female</i>
20	RM	Ringgit Malaysia / <i>Malaysian Ringgit</i>
21	SABK	Sekolah Agama Bantuan Kerajaan
22	GARS	<i>Government-Aided Religious School</i>
23	SK	Sekolah Kebangsaan / <i>National School</i>
24	SJK(C)	Sekolah Jenis Kebangsaan (Cina) / <i>National Type School (Chinese)</i>
25	SJK(T)	Sekolah Jenis Kebangsaan (Tamil) / <i>National Type School (Tamil)</i>
26	WP	Wilayah Persekutuan / <i>Federal Territory</i>
27	SMAN	Sekolah Menengah Agama Negeri / <i>State Religious Secondary School</i>
28	SMAR	Sekolah Menengah Agama Rakyat / <i>People's Religious Secondary School</i>
29	SPK	Sekolah Pendidikan Khas / <i>Special Education School</i>
30	PPKI	Program Pendidikan Khas Integrasi
31	SEIP	<i>Special Education Integration Programme</i>
32	SVM	Sijil Vokasional Malaysia / <i>Malaysia Vocational Certificate</i>
33	DVM	Diploma Vokasional Malaysia / <i>Malaysia Vocational Diploma</i>
34	ILKA	Institut Latihan Kemahiran Awam / <i>Public Skill Training Institute</i>
35	ILKS	Institut Latihan Kemahiran Swasta / <i>Private Skill Training Institute</i>





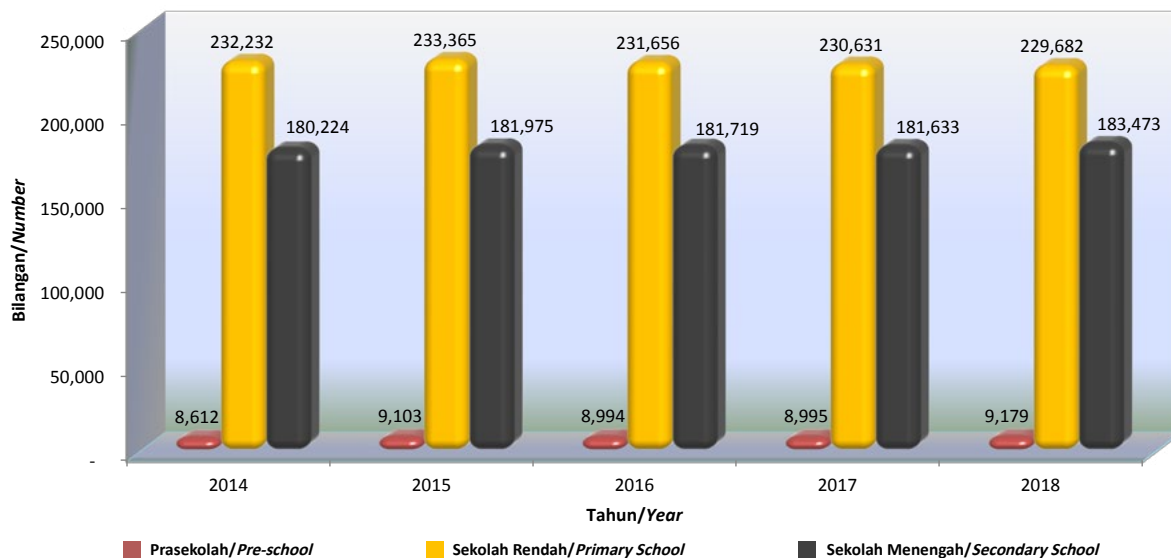


2.0 INDIKATOR PENDIDIKAN MALAYSIA: KEMENTERIAN PENDIDIKAN MALAYSIA  
 MALAYSIA EDUCATION INDICATORS: MINISTRY OF EDUCATION MALAYSIA  
 2.1 BILANGAN SEKOLAH KERAJAAN DAN BANTUAN KERAJAAN DI MALAYSIA (2014-2018)  
 NUMBER OF GOVERNMENT AND GOVERNMENT-AIDED SCHOOLS IN MALAYSIA (2014-2018)



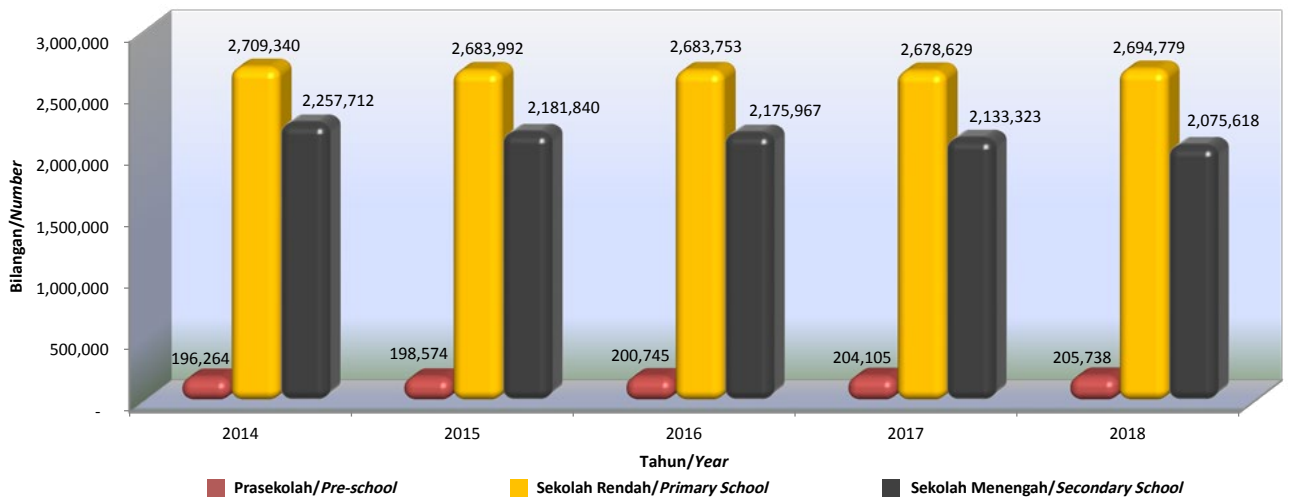
Nota / Note:  
 Bilangan sekolah rendah tidak termasuk prasekolah / Number of primary schools does not include pre-schools

2.2 BILANGAN GURU DI SEKOLAH KERAJAAN DAN BANTUAN KERAJAAN DI MALAYSIA (2014-2018)  
 NUMBER OF TEACHERS IN GOVERNMENT AND GOVERNMENT-AIDED SCHOOLS IN MALAYSIA (2014-2018)



Nota / Note:  
 Bilangan sekolah rendah tidak termasuk prasekolah / Number of primary schools does not include pre-schools

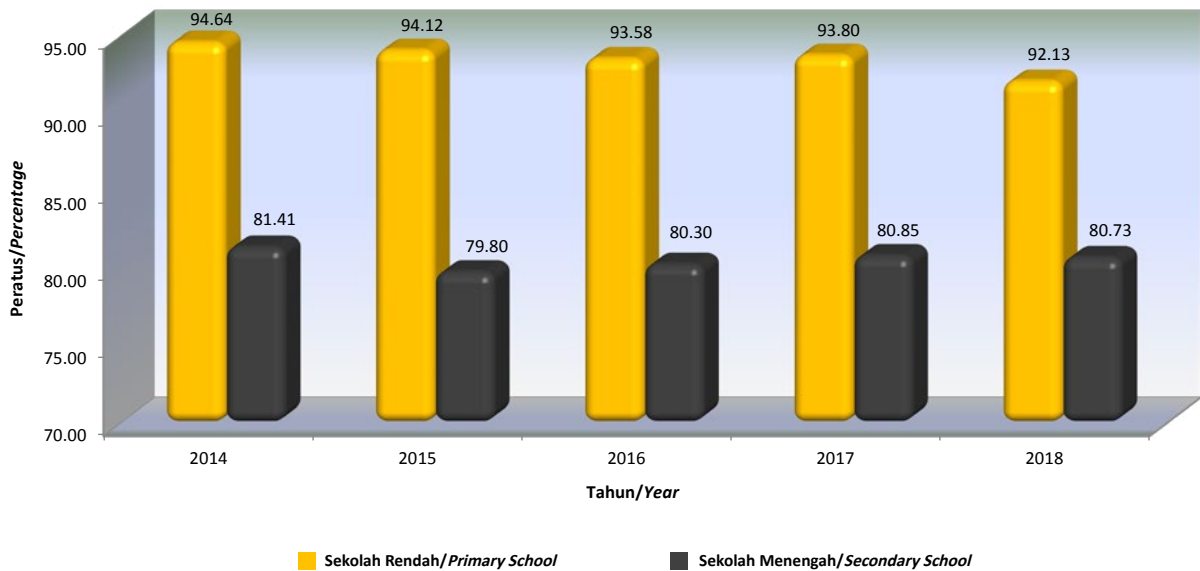
2.3 BILANGAN MURID DI SEKOLAH KERAJAAN DAN BANTUAN KERAJAAN DI MALAYSIA (2014-2018)  
 NUMBER OF PUPILS IN GOVERNMENT AND GOVERNMENT-AIDED SCHOOLS IN MALAYSIA (2014-2018)



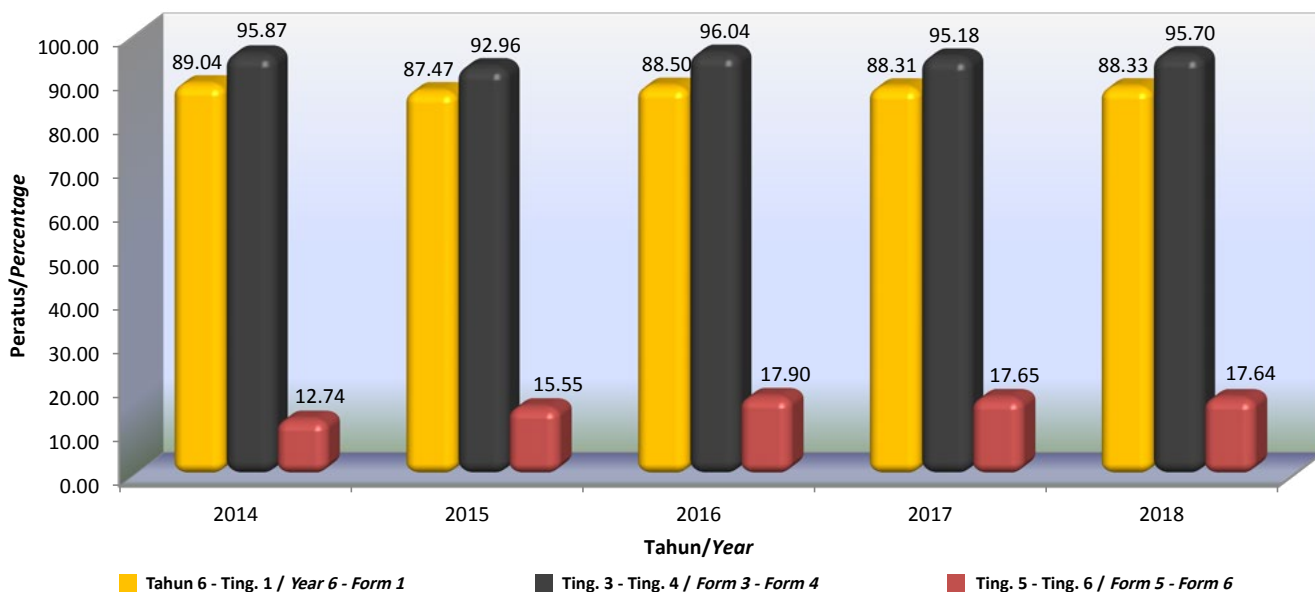
Nota / Note :

Bilangan murid di sekolah menengah termasuk prasekolah, Tingkatan 6 dan prauniversiti / Number of pupil in secondary schools includes pre-school, Form 6 and pre-university

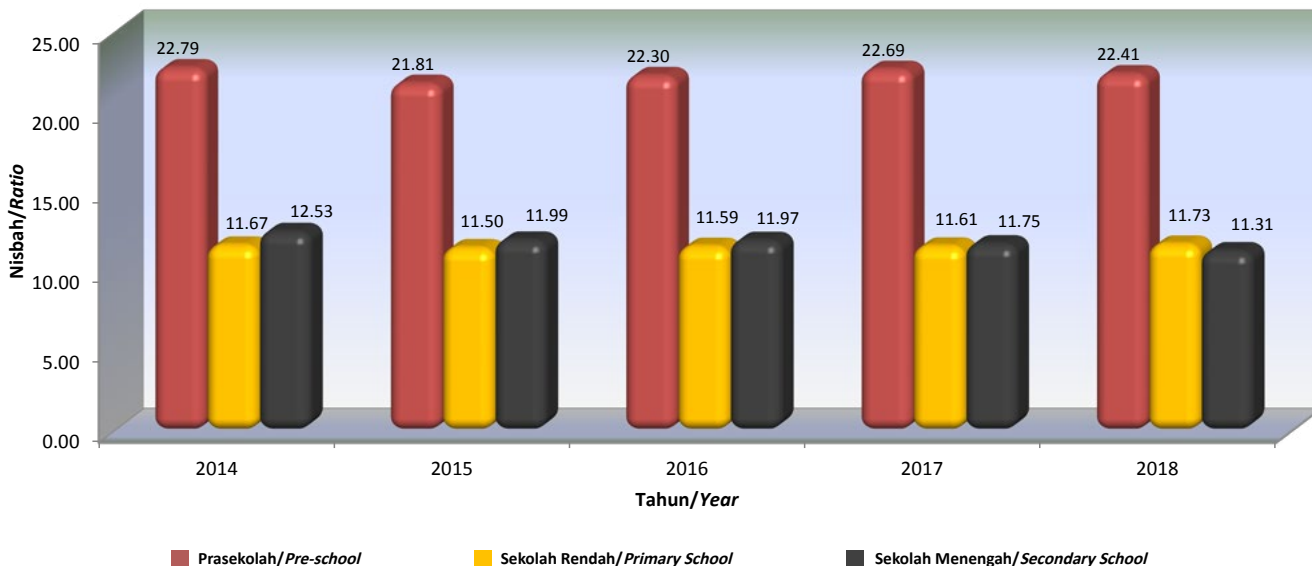
2.4 KADAR PENYERTAAN MURID DI SEKOLAH KERAJAAN DAN BANTUAN KERAJAAN DI MALAYSIA (2014-2018)  
 PARTICIPATION RATE IN GOVERNMENT AND GOVERNMENT-AIDED SCHOOLS IN MALAYSIA (2014-2018)



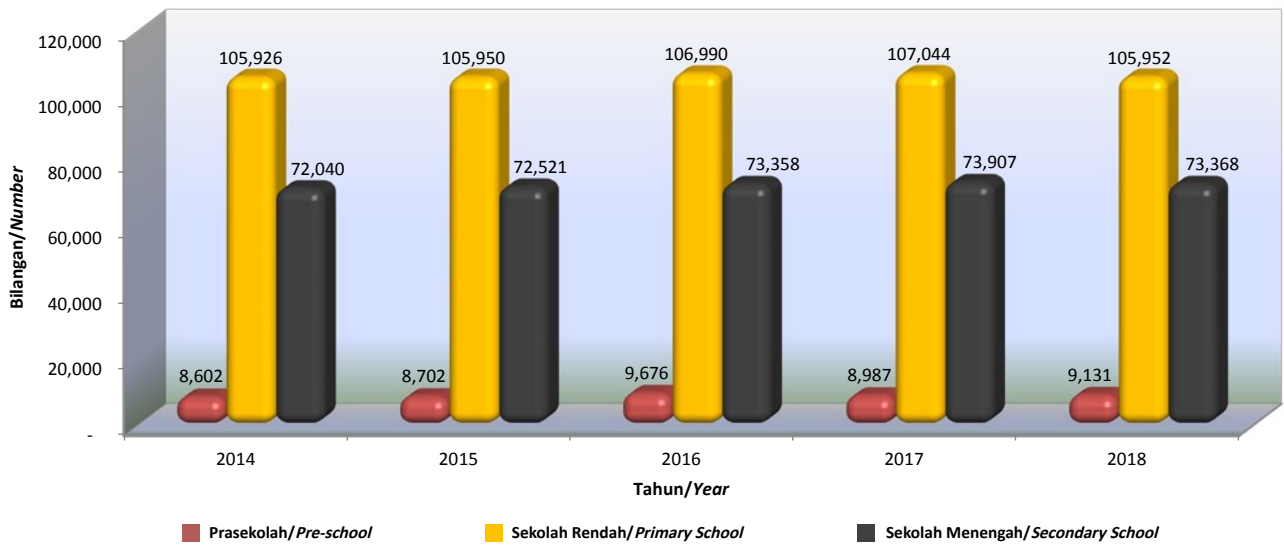
2.5 KADAR PERALIHAN MURID DI SEKOLAH KERAJAAN DAN BANTUAN KERAJAAN DI MALAYSIA (2014-2018)  
 TRANSITION RATE IN GOVERNMENT AND GOVERNMENT-AIDED SCHOOLS IN MALAYSIA (2014-2018)



2.6 NISBAH MURID GURU DI SEKOLAH KERAJAAN DAN BANTUAN KERAJAAN DI MALAYSIA (2014-2018)  
 PUPIL TEACHER RATIO IN GOVERNMENT AND GOVERNMENT-AIDED SCHOOLS IN MALAYSIA (2014-2018)

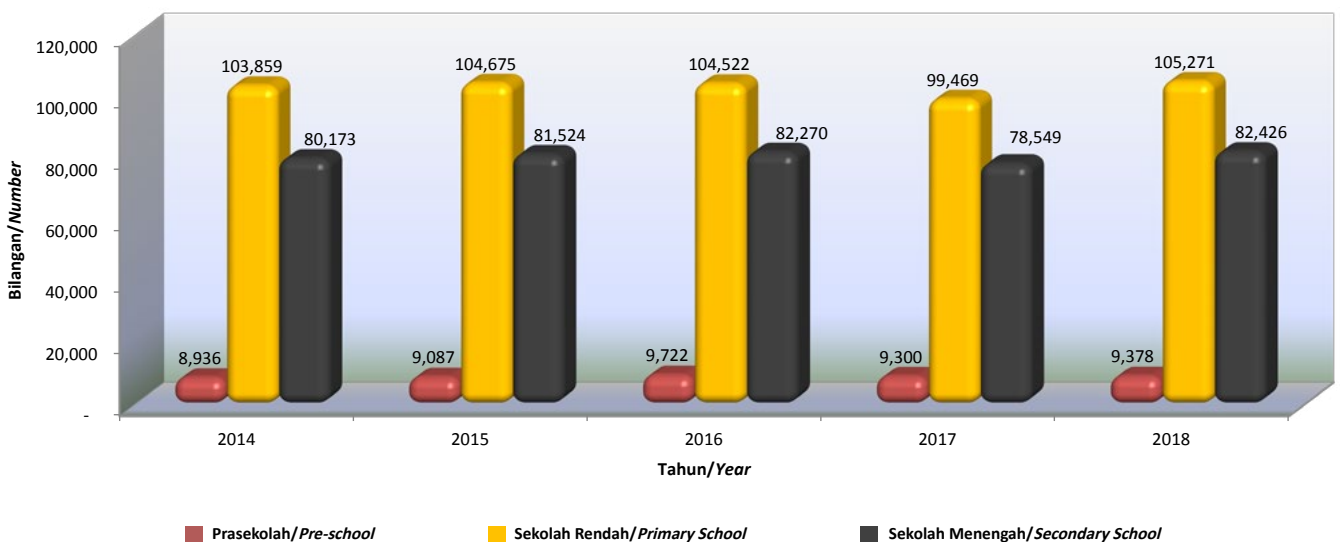


2.7 BILANGAN BILIK DARJAH DI SEKOLAH KERAJAAN DAN BANTUAN KERAJAAN DI MALAYSIA (2014-2018)  
 NUMBER OF CLASSROOMS IN GOVERNMENT AND GOVERNMENT-AIDED SCHOOLS IN MALAYSIA (2014-2018)



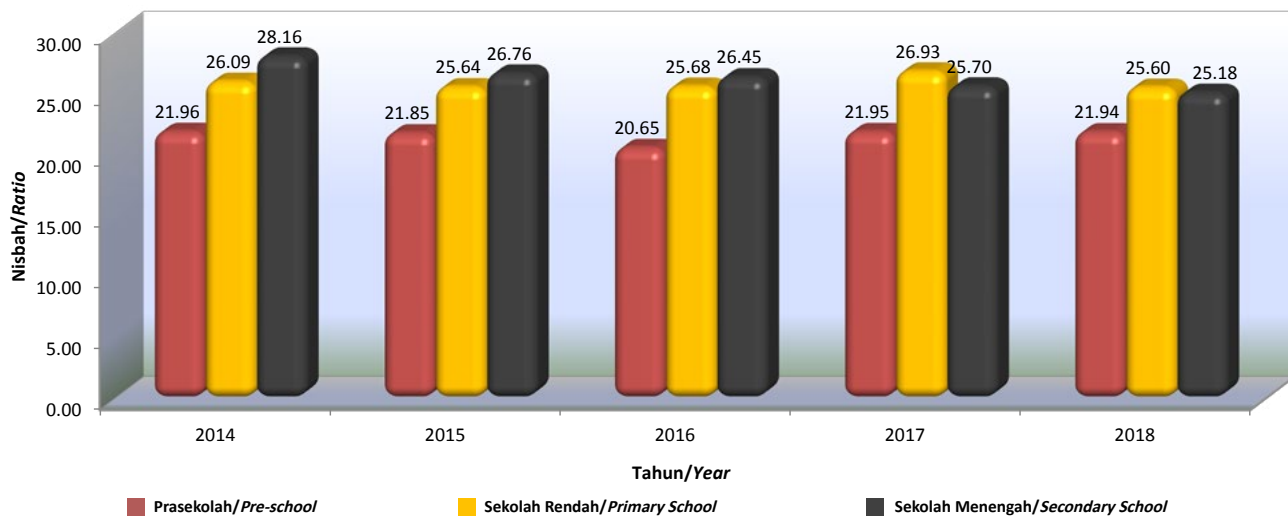
Nota / Note :  
 Bilangan bilik darjah di sekolah menengah termasuk Tingkatan 6 dan prauniversiti / Number of classrooms in secondary schools includes Form 6 and pre-university

2.8 BILANGAN KELAS DI SEKOLAH KERAJAAN DAN BANTUAN KERAJAAN DI MALAYSIA (2014-2018)  
 NUMBER OF CLASSES IN GOVERNMENT AND GOVERNMENT-AIDED SCHOOLS IN MALAYSIA (2014-2018)

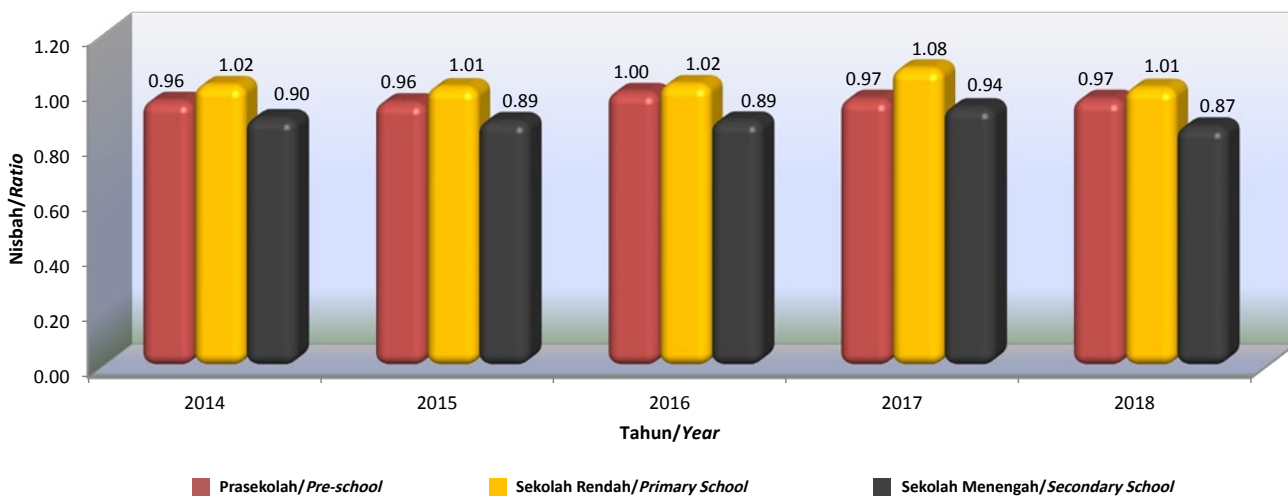


Nota / Note :  
 Bilangan kelas di sekolah menengah termasuk Tingkatan 6 dan prauniversiti / Number of classes in secondary schools includes Form 6 and pre-university

2.9 NISBAH MURID KELAS DI SEKOLAH KERAJAAN DAN BANTUAN KERAJAAN DI MALAYSIA (2014-2018)  
 PUPIL CLASS RATIO IN GOVERNMENT AND GOVERNMENT-AIDED SCHOOLS IN MALAYSIA (2014-2018)



2.10 NISBAH BILIK DARJAH KEPADA KELAS DI SEKOLAH KERAJAAN DAN BANTUAN KERAJAAN DI MALAYSIA (2014-2018)  
 CLASSROOM TO CLASS RATIO IN GOVERNMENT AND GOVERNMENT-AIDED SCHOOLS IN MALAYSIA (2014-2018)





**BAB**  
*CHAPTER*

# 1

**ENROLMEN**  
*ENROLMENT*

1.1

BILANGAN DAN PERATUS ENROLMEN DI INSTITUSI PENDIDIKAN KERAJAAN DAN BANTUAN KERAJAAN MENGIKUT GRED DAN PERINGKAT PENDIDIKAN SEPERTI PADA 30 JUN 2018  
 NUMBER AND PERCENTAGE OF ENROLMENT IN GOVERNMENT AND GOVERNMENT-AIDED EDUCATIONAL INSTITUTIONS BY GRADE AND LEVEL OF EDUCATION AS OF 30TH JUNE 2018

Peringkat Pendidikan Levels of Education	L / M	%	P / F	%	J / T	% Enrolmen % Enrolment
Prasekolah / Pre-school	104,192	50.64	101,546	49.36	205,738	4.10
<b>Jumlah / Total</b>	<b>104,192</b>	<b>50.64</b>	<b>101,546</b>	<b>49.36</b>	<b>205,738</b>	<b>4.10</b>
<b>RENDAH / PRIMARY :</b>						
Tahun 1 / Year 1	233,586	51.16	222,988	48.84	456,574	9.11
Tahun 2 / Year 2	225,823	51.06	216,434	48.94	442,257	8.82
Tahun 3 / Year 3	229,681	50.99	220,720	49.01	450,401	8.98
Tahun 4 / Year 4	227,337	51.04	218,086	48.96	445,423	8.88
Tahun 5 / Year 5	221,290	50.89	213,544	49.11	434,834	8.67
Tahun 6 / Year 6	218,894	51.00	210,278	49.00	429,172	8.56
Kelas Khas Bermasalah Pembelajaran / Special Class for Learning Disabilities	25,307	70.25	10,719	29.75	36,026	0.72
SBJK / BJKS	54	58.70	38	41.30	92	0.00
<b>Jumlah Kecil / Sub-total</b>	<b>1,381,972</b>	<b>51.28</b>	<b>1,312,807</b>	<b>48.72</b>	<b>2,694,779</b>	<b>53.75</b>
<b>MENENGAH RENDAH / LOWER SECONDARY :</b>						
Kelas Peralihan / Remove Class	9,376	67.45	4,525	32.55	13,901	0.28
Tingkatan 1 / Form 1	192,684	50.17	191,375	49.83	384,059	7.66
Tingkatan 2 / Form 2	194,453	49.91	195,187	50.09	389,640	7.77
Tingkatan 3 / Form 3	189,536	49.80	191,023	50.20	380,559	7.59
Kelas Khas Bermasalah Pembelajaran / Special Class for Learning Disabilities	18,943	67.49	9,123	32.51	28,066	0.56
SBJK Menengah Rendah / Lower Secondary BJKS	24	85.71	4	14.29	28	0.21
<b>Jumlah Kecil / Sub-total</b>	<b>605,016</b>	<b>50.58</b>	<b>591,237</b>	<b>49.42</b>	<b>1,196,253</b>	<b>23.86</b>
<b>MENENGAH ATAS / UPPER SECONDARY :</b>						
Tingkatan 4 / Form 4	173,934	48.14	187,354	51.86	361,288	7.21
Program Kemahiran Tahun 1 / Skills Programme Year 1	718	79.34	187	20.66	905	0.02
Program SVM Tahun 1 / VCM Year 1 Programme	9,184	65.45	4,848	34.55	14,032	0.28
Tingkatan 5 / Form 5	170,944	47.52	188,819	52.48	359,763	7.18
Program Kemahiran Tahun 2 / Skills Programme Year 2	631	78.39	174	21.61	805	0.02
Program SVM Tahun 2 / VCM Year 2 Programme	9,509	65.39	5,033	34.61	14,542	0.29
SBJK Menengah Atas / Upper Secondary BJKS	9	50.00	9	50.00	18	0.00
<b>Jumlah Kecil / Sub-total</b>	<b>364,929</b>	<b>48.57</b>	<b>386,424</b>	<b>51.43</b>	<b>751,353</b>	<b>14.99</b>
<b>LEPAS MENENGAH / POST SECONDARY :</b>						
Tingkatan 6 Rendah / Lower 6	18,609	32.77	38,176	67.23	56,785	1.13
Program DVM Tahun 1 / VCM Year 1 Programme	8,626	63.52	4,955	36.48	13,581	0.27
Tingkatan 6 Atas / Upper 6	13,746	31.66	29,678	68.34	43,424	0.87
Program DVM Tahun 2 / VCM Programme Year 2	8,412	60.13	5,577	39.87	13,989	0.28
Pra-Universiti / Pre-University	156	66.95	77	33.05	233	0.005
*Matrikulasi / Matriculation	7,480	31.34	16,386	68.66	23,866	0.48
<b>Jumlah Kecil / Sub-total</b>	<b>57,029</b>	<b>37.55</b>	<b>94,849</b>	<b>62.45</b>	<b>151,878</b>	<b>3.03</b>
<b>*TERTIARI / TERTIARY</b>						
Institut Pendidikan Guru / Institute of Teacher Education	4,034	28.83	9,958	71.17	13,992	0.28
<b>Jumlah Kecil / Sub-total</b>	<b>4,034</b>	<b>28.83</b>	<b>9,958</b>	<b>71.17</b>	<b>13,992</b>	<b>0.28</b>
<b>JUMLAH BESAR / GRAND TOTAL</b>	<b>2,517,172</b>	<b>50.20</b>	<b>2,496,821</b>	<b>49.80</b>	<b>5,013,993</b>	<b>100.00</b>

Nota / Note:

\* Enrolmen di institusi pendidikan Kementerian Pendidikan Malaysia / Enrolment in educational institutions under the Ministry of Education Malaysia

1.2 KADAR PENYERTAAN DI INSTITUSI PENDIDIKAN KERAJAAN DAN BANTUAN KERAJAAN MENGIKUT PERINGKAT PENDIDIKAN (2014 - 2018)  
PARTICIPATION RATES IN GOVERNMENT AND GOVERNMENT-AIDED EDUCATIONAL INSTITUTIONS BY LEVELS OF EDUCATION (2014- 2018)

Peringkat Pendidikan dan Kumpulan Umur / Levels of Education and Age Groups		2014	2015	2016	2017	2018
Rendah / Primary 6+ - 11+	Enrolmen / Enrolment	2,709,340	2,683,992	2,683,753	2,678,629	2,694,779
	Penduduk / Population*	2,862,844	2,851,561	2,867,791	2,855,585	2,924,957
	Kadar Enrolmen / Enrolment Rate	94.64%	94.12%	93.58%	93.80%	92.13%
Menengah Rendah / Lower Secondary 12+ - 14+	Enrolmen / Enrolment	1,336,777	1,290,690	1,248,455	1,220,264	1,196,253
	Penduduk / Population*	1,587,525	1,549,565	1,480,105	1,426,890	1,423,420
	Kadar Enrolmen / Enrolment Rate	84.21%	83.29%	84.35%	85.52%	84.04%
Menengah Atas / Upper Secondary 15+ - 16+	Enrolmen / Enrolment	823,129	781,472	800,575	785,612	751,353
	Penduduk / Population*	1,065,493	1,046,975	1,071,540	1,054,147	989,125
	Kadar Enrolmen / Enrolment Rate	77.25%	74.64%	74.71%	74.53%	75.96%
Lepas Menengah & Tertiar / Post Secondary & Tertiary** 17+ - 18+	Enrolmen / Enrolment	157,750	166,587	163,606	163,246	165,870
	Penduduk / Population*	1,083,597	1,084,817	1,065,493	1,044,226	1,066,430
	Kadar Enrolmen / Enrolment Rate	14.56%	15.36%	15.35%	15.63%	15.55%

Nota / Note:

\* Berdasarkan Kelahiran Penduduk / Based on Live Birth

\*\* Enrolmen di institusi pendidikan di bawah Kementerian Pendidikan Malaysia / Enrolment in educational institutions under the Ministry of Education Malaysia

1.3 PERBEZAAN DI ANTARA ENROLMEN TAHUN 2017 DAN 2018 DI INSTITUSI PENDIDIKAN KERAJAAN DAN BANTUAN KERAJAAN MENGIKUT KUMPULAN UMUR DAN PERINGKAT PENDIDIKAN  
DIFFERENCE IN ENROLMENT 2017 AND 2018 IN GOVERNMENT AND GOVERNMENT-AIDED EDUCATIONAL INSTITUTIONS BY AGE GROUP AND LEVEL OF EDUCATION

Peringkat Pendidikan Levels of Education	Kumpulan Umur Age Groups	Penduduk dan Enrolmen Population and Enrolment	2017	2018	Perbezaan Difference (%)
Prasekolah / Pre-school	5+	Penduduk / Population*	507,604	522,230	2.88
		Enrolmen / Enrolment	204,105	205,738	0.80
Rendah / Primary	6+ - 11+	Penduduk / Population*	2,855,585	2,924,957	2.43
		Enrolmen / Enrolment	2,678,629	2,694,779	0.60
Menengah Rendah / Lower Secondary	12+ - 14+	Penduduk / Population*	1,426,890	1,423,420	-0.24
		Enrolmen / Enrolment	1,220,264	1,196,253	-1.97
Menengah Atas / Upper Secondary	15+ - 16+	Penduduk / Population*	1,054,147	989,125	-6.17
		Enrolmen / Enrolment	785,318	751,353	-4.32
Lepas Menengah / Post Secondary Tertiar / Tertiary**	17+ - 18+	Penduduk / Population*	1,042,985	1,066,430	2.25
		Enrolmen / Enrolment	163,246	128,012	-21.58
JUMLAH / TOTAL			5,051,562	4,976,135	-1.49

Nota / Note:

\* Berdasarkan Kelahiran Penduduk / Based on Live Birth

\*\* Enrolmen di institusi pendidikan di bawah Kementerian Pendidikan Malaysia / Enrolment in educational institutions under the Ministry of Education Malaysia

- 1.4 KADAR PERALIHAN ENROLMEN DARI PERINGKAT RENDAH KE MENENGAH RENDAH, MENENGAH RENDAH KE MENENGAH ATAS DAN MENENGAH ATAS KE LEPAS MENENGAH DI SEKOLAH KERAJAAN DAN BANTUAN KERAJAAN (2009-2018)  
*TRANSITION RATE OF ENROLMENT FROM PRIMARY TO LOWER SECONDARY LEVEL, LOWER SECONDARY TO UPPER SECONDARY LEVEL AND FROM UPPER SECONDARY TO POST SECONDARY LEVEL IN GOVERNMENT AND GOVERNMENT-AIDED SCHOOLS (2009-2018)*

Tahun	Enrolmen Tahun 6 di SK, SABK & SK Khas / Enrolment of Year 6 in National Schools, National Govt-Aided Religious Schools & Special Schools	Enrolmen Tahun 6 SJK / Enrolment of Year 6 in NTS (C/T)	Jumlah Enrolmen Tahun 6 / Total Enrolment of Year 6 [(1)+(2)]	Enrolmen Kelas Peralihan / Enrolment of Remove Class	Jumlah Enrolmen Kelas Peralihan dan Tahun 6 / Total Enrolment of Remove Classes and Year 6 [(3)+(4)]	Enrolmen Tingkatan 1 Enrolment of Form 1
(1)	(2)	(3)	(4)	(5)	(6)	
2009	384,607	124,672	509,279	29,554	538,833	463,480
2010	372,164	113,315	485,479	29,978	515,457	463,087
2011	373,033	115,096	488,129	27,169	515,298	440,732
2012	375,980	130,649	506,629	26,674	533,303	441,833
2013	358,812	110,267	469,079	29,279	498,358	451,689
2014	350,331	112,590	462,921	22,660	485,581	423,579
2015	338,004	106,081	444,085	22,762	466,847	404,841
2016	338,810	103,485	442,295	22,022	464,317	393,835
2017	332,167	100,886	433,053	15,671	448,724	396,220
2018	330,483	98,689	429,172	13,901	443,073	384,059

## Nota / Note :

Sebilangan murid Tahun 6 tidak memasuki Tingkatan 1, sebaliknya memasuki Kelas Peralihan di sekolah KPM atau Tingkatan 1 di sekolah luar KPM.  
*Some of the Year 6 students do not proceed to Form 1, instead they enrol in Remove classes in MOE secondary schools or in Form 1 in schools not under MOE.*

- 1.5 ENROLMEN PERINGKAT PRASEKOLAH DI SEKOLAH KERAJAAN DAN BANTUAN KERAJAAN SEPERTI PADA 30 JUN 2018  
*ENROLMENT AT PRE-SCHOOL LEVEL IN GOVERNMENT AND GOVERNMENT-AIDED SCHOOLS AS OF 30th JUNE 2018*

Negeri / State	Sekolah Rendah / Primary School											
	Kebangsaan National			Jenis Kebangsaan (C) National Type (C)			Jenis Kebangsaan (T) National Type (T)			SABK GARS		
	L / M	P / F	J / T	L / M	P / F	J / T	L / M	P / F	J / T	L / M	P / F	J / T
Johor	9,366	9,339	18,705	871	795	1,666	306	315	621	0	0	0
Kedah	6,326	6,166	12,492	189	215	404	265	247	512	15	8	23
Kelantan	8,595	8,454	17,049	117	106	223	0	0	0	0	25	25
Melaka	2,335	2,265	4,600	247	295	542	107	104	211	0	0	0
Negeri Sembilan	3,052	3,089	6,141	167	157	324	158	126	284	0	0	0
Pahang	7,093	7,036	14,129	878	886	1,764	210	233	443	65	55	120
Perak	7,943	7,553	15,496	801	744	1,545	476	485	961	10	15	25
Perlis	1,204	1,133	2,337	122	129	251	12	5	17	22	25	47
Pulau Pinang	3,269	3,425	6,694	166	175	341	217	233	450	26	24	50
Sabah	14,203	13,483	27,686	363	354	717	0	0	0	85	105	190
Sarawak	12,522	11,771	24,293	1,732	1,688	3,420	0	0	0	95	80	175
Selangor	10,001	9,714	19,715	839	809	1,648	943	947	1,890	0	0	0
Terengganu	5,327	5,444	10,771	45	42	87	0	0	0	0	0	0
WP Kuala Lumpur	1,721	1,654	3,375	110	111	221	231	225	456	0	0	0
WP Labuan	416	388	804	0	0	0	0	0	0	0	0	0
WP Putrajaya	506	502	1,008	0	0	0	0	0	0	0	0	0
<b>JUMLAH / TOTAL</b>	<b>93,879</b>	<b>91,416</b>	<b>185,295</b>	<b>6,647</b>	<b>6,506</b>	<b>13,153</b>	<b>2,925</b>	<b>2,920</b>	<b>5,845</b>	<b>318</b>	<b>337</b>	<b>655</b>

## Sumber / Source :

Sistem Maklumat Prasekolah Kebangsaan / National Pre-School Information System

Kadar Peralihan Rendah ke Menengah / Transition Rate from Primary to Secondary [(6) ÷ ((5) of preceeding year - (4) of current year) x 100]	Enrolmen Tingkatan 3 / Enrolment in Form 3	Enrolmen Tingkatan 4 / Enrolment in Form 4	Kadar Peralihan [(2) ÷ (1) Tahun Sebelumnya x 100] / Transition Rate [(2) ÷ (1) of Preceeding Year x 100]	Enrolmen Tingkatan 5 / Enrolment in Form 5	Enrolmen Tingkatan 6 Rendah / Enrolment in Form 6 Lower	Kadar Peralihan [(5) ÷ (4) Tahun Sebelumnya x 100] / Transition Rate [(5) ÷ (4) of Preceeding Year x 100]
(7)	(1)	(2)	(3)	(4)	(5)	(6)
91.11%	441,850	422,317	95.34%	404,516	54,114	13.93%
91.01%	444,619	424,922	96.17%	408,391	55,015	13.60%
90.26%	446,203	426,918	96.02%	410,370	56,190	13.76%
90.42%	445,882	430,683	96.52%	414,138	63,828	15.55%
89.62%	426,441	429,260	96.27%	416,452	53,556	12.93%
89.04%	424,128	408,815	95.87%	414,314	53,045	12.74%
87.47%	427,392	394,249	92.96%	387,223	64,420	15.55%
88.50%	405,720	410,484	96.04%	390,091	69,444	17.90%
88.31%	393,147	386,151	95.18%	399,461	68,844	17.65%
88.33%	380,559	376,225	95.70%	375,128	70,469	17.64%

## Sekolah Menengah / Secondary School

Pendidikan Khas Special Education			Biasa Regular			Teknik Technical			IPG IPG			Jumlah Total		
L / M	P / F	J / T	L / M	P / F	J / T	L / M	P / F	J / T	L / M	P / F	J / T	L / M	P / F	J / T
13	7	20	0	0	0	0	0	0	16	17	33	10,572	10,473	21,045
3	4	7	0	0	0	9	16	25	26	18	44	6,833	6,674	13,507
1	0	1	0	0	0	0	0	0	5	8	13	8,718	8,593	17,311
0	0	0	0	0	0	0	0	0	14	16	30	2,703	2,680	5,383
2	1	3	0	0	0	0	0	0	16	9	25	3,395	3,382	6,777
3	3	6	0	0	0	0	0	0	8	8	16	8,257	8,221	16,478
2	2	4	3	3	6	21	17	38	14	8	22	9,270	8,827	18,097
7	2	9	0	0	0	0	0	0	0	0	0	1,367	1,294	2,661
12	5	17	0	0	0	0	0	0	26	24	50	3,716	3,886	7,602
9	2	11	4	8	12	12	11	23	56	36	92	14,732	13,999	28,731
12	6	18	14	14	28	0	0	0	36	35	71	14,411	13,594	28,005
2	1	3	0	0	0	0	0	0	12	13	25	11,797	11,484	23,281
3	3	6	0	0	0	0	0	0	24	23	47	5,399	5,512	10,911
6	6	12	0	0	0	9	16	25	23	25	48	2,100	2,037	4,137
0	0	0	0	0	0	0	0	0	0	0	0	416	388	804
0	0	0	0	0	0	0	0	0	0	0	0	506	502	1,008
75	42	117	21	25	46	51	60	111	276	240	516	104,192	101,546	205,738

1.5A ENROLMEN PERINGKAT PRASEKOLAH DI SEKOLAH KERAJAAN DAN BANTUAN KERAJAAN MENGIKUT LOKASI (BANDAR) SEPERTI PADA 30 JUN 2018  
ENROLMENT AT PRE-SCHOOL LEVEL IN GOVERNMENT AND GOVERNMENT-AIDED SCHOOLS BY LOCATION (URBAN) AS OF 30th JUNE 2018

Negeri / State	Sekolah Rendah / Primary School											
	Kebangsaan National			Jenis Kebangsaan (C) National Type (C)			Jenis Kebangsaan (T) National Type (T)			SABK GARS		
	L / M	P / F	J / T	L / M	P / F	J / T	L / M	P / F	J / T	L / M	P / F	J / T
Johor	3,633	3,623	7,256	271	254	525	172	190	362	0	0	0
Kedah	1,484	1,488	2,972	85	108	193	117	91	208	0	0	0
Kelantan	1,194	1,192	2,386	61	64	125	0	0	0	0	0	0
Melaka	428	398	826	45	73	118	36	39	75	0	0	0
Negeri Sembilan	1,108	1,226	2,334	38	36	74	79	69	148	0	0	0
Pahang	1,456	1,448	2,904	402	423	825	106	107	213	0	0	0
Perak	2,327	2,139	4,466	255	235	490	221	241	462	0	0	0
Perlis	270	278	548	42	48	90	12	5	17	0	0	0
Pulau Pinang	1,052	1,149	2,201	59	67	126	123	143	266	26	24	50
Sabah	2,019	1,948	3,967	24	26	50	0	0	0	85	105	190
Sarawak	2,393	2,380	4,773	454	393	847	0	0	0	24	26	50
Selangor	5,144	4,952	10,096	316	270	586	446	470	916	0	0	0
Terengganu	1,591	1,693	3,284	26	20	46	0	0	0	0	0	0
WP Kuala Lumpur	1,721	1,654	3,375	110	111	221	231	225	456	0	0	0
WP Labuan	416	388	804	0	0	0	0	0	0	0	0	0
WP Putrajaya	506	502	1,008	0	0	0	0	0	0	0	0	0
<b>JUMLAH / TOTAL</b>	<b>26,742</b>	<b>26,458</b>	<b>53,200</b>	<b>2,188</b>	<b>2,128</b>	<b>4,316</b>	<b>1,543</b>	<b>1,580</b>	<b>3,123</b>	<b>135</b>	<b>155</b>	<b>290</b>

1.5B ENROLMEN PERINGKAT PRASEKOLAH DI SEKOLAH KERAJAAN DAN BANTUAN KERAJAAN MENGIKUT LOKASI (LUAR BANDAR) SEPERTI PADA 30 JUN 2018  
ENROLMENT AT PRE-SCHOOL LEVEL IN GOVERNMENT AND GOVERNMENT-AIDED SCHOOLS BY LOCATION (RURAL) AS OF 30th JUNE 2018

Negeri / State	Sekolah Rendah / Primary School											
	Kebangsaan National			Jenis Kebangsaan (C) National Type (C)			Jenis Kebangsaan (T) National Type (T)			SABK GARS		
	L / M	P / F	J / T	L / M	P / F	J / T	L / M	P / F	J / T	L / M	P / F	J / T
Johor	5,733	5,716	11,449	600	541	1,141	134	125	259	0	0	0
Kedah	4,842	4,678	9,520	104	107	211	148	156	304	15	8	23
Kelantan	7,401	7,262	14,663	56	42	98	0	0	0	0	25	25
Melaka	1,907	1,867	3,774	202	222	424	71	65	136	0	0	0
Negeri Sembilan	1,944	1,863	3,807	129	121	250	79	57	136	0	0	0
Pahang	5,637	5,588	11,225	476	463	939	104	126	230	65	55	120
Perak	5,616	5,414	11,030	546	509	1,055	255	244	499	10	15	25
Perlis	934	855	1,789	80	81	161	0	0	0	22	25	47
Pulau Pinang	2,217	2,276	4,493	107	108	215	94	90	184	0	0	0
Sabah	12,184	11,535	23,719	339	328	667	0	0	0	0	0	0
Sarawak	10,129	9,391	19,520	1,278	1,295	2,573	0	0	0	71	54	125
Selangor	4,857	4,762	9,619	523	539	1,062	497	477	974	0	0	0
Terengganu	3,736	3,751	7,487	19	22	41	0	0	0	0	0	0
WP Kuala Lumpur	0	0	0	0	0	0	0	0	0	0	0	0
WP Labuan	0	0	0	0	0	0	0	0	0	0	0	0
WP Putrajaya	0	0	0	0	0	0	0	0	0	0	0	0
<b>JUMLAH / TOTAL</b>	<b>67,137</b>	<b>64,958</b>	<b>132,095</b>	<b>4,459</b>	<b>4,378</b>	<b>8,837</b>	<b>1,382</b>	<b>1,340</b>	<b>2,722</b>	<b>183</b>	<b>182</b>	<b>365</b>

*Sekolah Menengah / Secondary School*

Pendidikan Khas <i>Special Education</i>			Biasa <i>Regular</i>			Teknik <i>Technical</i>			IPG <i>IPG</i>			Jumlah <i>Total</i>		
L / M	P / F	J / T	L / M	P / F	J / T	L / M	P / F	J / T	L / M	P / F	J / T	L / M	P / F	J / T
13	7	20	0	0	0	0	0	0	16	17	33	4,105	4,091	8,196
2	3	5	0	0	0	9	16	25	26	18	44	1,723	1,724	3,447
0	0	0	0	0	0	0	0	0	5	8	13	1,260	1,264	2,524
0	0	0	0	0	0	0	0	0	14	16	30	523	526	1,049
2	1	3	0	0	0	0	0	0	16	9	25	1,243	1,341	2,584
3	3	6	0	0	0	0	0	0	8	8	16	1,975	1,989	3,964
2	2	4	3	3	6	0	0	0	14	8	22	2,822	2,628	5,450
7	2	9	0	0	0	0	0	0	0	0	0	331	333	664
8	4	12	0	0	0	0	0	0	26	24	50	1,294	1,411	2,705
0	0	0	0	0	0	0	0	0	56	36	92	2,184	2,115	4,299
11	3	14	8	8	16	0	0	0	36	35	71	2,926	2,845	5,771
2	1	3	0	0	0	0	0	0	12	13	25	5,920	5,706	11,626
2	3	5	0	0	0	0	0	0	24	23	47	1,643	1,739	3,382
6	6	12	0	0	0	9	16	25	23	25	48	2,100	2,037	4,137
0	0	0	0	0	0	0	0	0	0	0	0	416	388	804
0	0	0	0	0	0	0	0	0	0	0	0	506	502	1,008
58	35	93	11	11	22	18	32	50	276	240	516	30,971	30,639	61,610

*Sekolah Menengah / Secondary School*

Pendidikan Khas <i>Special Education</i>			Biasa <i>Regular</i>			Teknik <i>Technical</i>			IPG <i>IPG</i>			Jumlah <i>Total</i>		
L / M	P / F	J / T	L / M	P / F	J / T	L / M	P / F	J / T	L / M	P / F	J / T	L / M	P / F	J / T
0	0	0	0	0	0	0	0	0	0	0	0	6,467	6,382	12,849
1	1	2	0	0	0	0	0	0	0	0	0	5,110	4,950	10,060
1	0	1	0	0	0	0	0	0	0	0	0	7,458	7,329	14,787
0	0	0	0	0	0	0	0	0	0	0	0	2,180	2,154	4,334
0	0	0	0	0	0	0	0	0	0	0	0	2,152	2,041	4,193
0	0	0	0	0	0	0	0	0	0	0	0	6,282	6,232	12,514
0	0	0	0	0	0	21	17	38	0	0	0	6,448	6,199	12,647
0	0	0	0	0	0	0	0	0	0	0	0	1,036	961	1,997
4	1	5	0	0	0	0	0	0	0	0	0	2,422	2,475	4,897
9	2	11	4	8	12	12	11	23	0	0	0	12,548	11,884	24,432
1	3	4	6	6	12	0	0	0	0	0	0	11,485	10,749	22,234
0	0	0	0	0	0	0	0	0	0	0	0	5,877	5,778	11,655
1	0	1	0	0	0	0	0	0	0	0	0	3,756	3,773	7,529
0	0	0	0	0	0	0	0	0	0	0	0	0	0	0
0	0	0	0	0	0	0	0	0	0	0	0	0	0	0
0	0	0	0	0	0	0	0	0	0	0	0	0	0	0
17	7	24	10	14	24	33	28	61	0	0	0	73,221	70,907	144,128

1.5.1 ENROLMEN PERINGKAT PRASEKOLAH DI SEKOLAH KERAJAAN DAN BANTUAN KERAJAAN MENGIKUT UMUR SEPERTI PADA 30 JUN 2018  
 ENROLMENT AT PRE-SCHOOL LEVEL IN GOVERNMENT AND GOVERNMENT-AIDED SCHOOLS BY AGE AS OF 30th JUNE 2018

Negeri / State	Enrolmen / Enrolment											
	4 tahun / 4 years old			5 tahun / 5 years old			6 tahun / 6 years old			Jumlah/ Total		
	L / M	P / F	J / T	L / M	P / F	J / T	L / M	P / F	J / T	L / M	P / F	J / T
Johor	6	15	21	2,821	2,792	5,613	7,745	7,666	15,411	10,572	10,473	21,045
Kedah	2	2	4	1,656	1,681	3,337	5,175	4,991	10,166	6,833	6,674	13,507
Kelantan	3	4	7	2,142	2,269	4,411	6,573	6,320	12,893	8,718	8,593	17,311
Melaka	0	1	1	747	756	1,503	1,956	1,923	3,879	2,703	2,680	5,383
Negeri Sembilan	2	5	7	849	855	1,704	2,544	2,522	5,066	3,395	3,382	6,777
Pahang	18	19	37	2,268	2,173	4,441	5,971	6,029	12,000	8,257	8,221	16,478
Perak	12	10	22	2,991	2,925	5,916	6,267	5,892	12,159	9,270	8,827	18,097
Perlis	2	4	6	431	382	813	934	908	1,842	1,367	1,294	2,661
Pulau Pinang	2	3	5	1,022	1,064	2,086	2,692	2,819	5,511	3,716	3,886	7,602
Sabah	14	18	32	4,261	4,151	8,412	10,457	9,830	20,287	14,732	13,999	28,731
Sarawak	21	26	47	5,121	4,870	9,991	9,269	8,698	17,967	14,411	13,594	28,005
Selangor	3	5	8	2,208	2,275	4,483	9,586	9,204	18,790	11,797	11,484	23,281
Terengganu	12	7	19	1,573	1,637	3,210	3,814	3,868	7,682	5,399	5,512	10,911
WP Kuala Lumpur	0	4	4	377	354	731	1,723	1,679	3,402	2,100	2,037	4,137
WP Labuan	2	0	2	164	151	315	250	237	487	416	388	804
WP Putrajaya	0	0	0	20	20	40	486	482	968	506	502	1,008
<b>JUMLAH / TOTAL</b>	<b>99</b>	<b>123</b>	<b>222</b>	<b>28,651</b>	<b>28,355</b>	<b>57,006</b>	<b>75,442</b>	<b>73,068</b>	<b>148,510</b>	<b>104,192</b>	<b>101,546</b>	<b>205,738</b>

1.5.1A ENROLMEN PERINGKAT PRASEKOLAH DI SEKOLAH KERAJAAN DAN BANTUAN KERAJAAN MENGIKUT UMUR DAN LOKASI (BANDAR) SEPERTI  
 PADA 30 JUN 2018  
 ENROLMENT AT PRE-SCHOOL LEVEL IN GOVERNMENT AND GOVERNMENT-AIDED SCHOOLS BY AGE AND LOCATION (URBAN) AS OF 30th JUNE 2018

Negeri / State	Enrolmen / Enrolment											
	4 tahun / 4 years old			5 tahun / 5 years old			6 tahun / 6 years old			Jumlah/ Total		
	L / M	P / F	J / T	L / M	P / F	J / T	L / M	P / F	J / T	L / M	P / F	J / T
Johor	0	1	1	843	858	1,701	3,262	3,232	6,494	4,105	4,091	8,196
Kedah	0	0	0	340	365	705	1,383	1,359	2,742	1,723	1,724	3,447
Kelantan	0	0	0	207	234	441	1,053	1,030	2,083	1,260	1,264	2,524
Melaka	0	1	1	120	151	271	403	374	777	523	526	1,049
Negeri Sembilan	0	2	2	244	276	520	999	1,063	2,062	1,243	1,341	2,584
Pahang	3	5	8	461	433	894	1,511	1,551	3,062	1,975	1,989	3,964
Perak	5	3	8	704	765	1,469	2,113	1,860	3,973	2,822	2,628	5,450
Perlis	0	0	0	105	96	201	226	237	463	331	333	664
Pulau Pinang	1	2	3	339	381	720	954	1,028	1,982	1,294	1,411	2,705
Sabah	0	0	0	468	465	933	1,716	1,650	3,366	2,184	2,115	4,299
Sarawak	2	2	4	972	971	1,943	1,952	1,872	3,824	2,926	2,845	5,771
Selangor	0	1	1	929	982	1,911	4,991	4,723	9,714	5,920	5,706	11,626
Terengganu	4	2	6	484	546	1,030	1,155	1,191	2,346	1,643	1,739	3,382
WP Kuala Lumpur	0	4	4	377	354	731	1,723	1,679	3,402	2,100	2,037	4,137
WP Labuan	2	0	2	164	151	315	250	237	487	416	388	804
WP Putrajaya	0	0	0	20	20	40	486	482	968	506	502	1,008
<b>JUMLAH / TOTAL</b>	<b>17</b>	<b>23</b>	<b>40</b>	<b>6,777</b>	<b>7,048</b>	<b>13,825</b>	<b>24,177</b>	<b>23,568</b>	<b>47,745</b>	<b>30,971</b>	<b>30,639</b>	<b>61,610</b>

1.5.1B ENROLMEN PERINGKAT PRASEKOLAH DI SEKOLAH KERAJAAN DAN BANTUAN KERAJAAN MENGIKUT UMUR DAN LOKASI (LUAR BANDAR) SEPERTI PADA 30 JUN 2018  
ENROLMENT AT PRE-SCHOOL LEVEL IN GOVERNMENT AND GOVERNMENT-AIDED SCHOOLS BY AGE AND LOCATION (RURAL) AS OF 30th JUNE 2018

Negeri / State	Enrolmen / Enrolment									Jumlah / Total		
	4 tahun / 4 years old			5 tahun / 5 years old			6 tahun / 6 years old					
	L / M	P / F	J / T	L / M	P / F	J / T	L / M	P / F	J / T	L / M	P / F	J / T
Johor	6	14	20	1,978	1,934	3,912	4,483	4,434	8,917	6,467	6,382	12,849
Kedah	2	2	4	1,316	1,316	2,632	3,792	3,632	7,424	5,110	4,950	10,060
Kelantan	3	4	7	1,935	2,035	3,970	5,520	5,290	10,810	7,458	7,329	14,787
Melaka	0	0	0	627	605	1,232	1,553	1,549	3,102	2,180	2,154	4,334
Negeri Sembilan	2	3	5	605	579	1,184	1,545	1,459	3,004	2,152	2,041	4,193
Pahang	15	14	29	1,807	1,740	3,547	4,460	4,478	8,938	6,282	6,232	12,514
Perak	7	7	14	2,287	2,160	4,447	4,154	4,032	8,186	6,448	6,199	12,647
Perlis	2	4	6	326	286	612	708	671	1,379	1,036	961	1,997
Pulau Pinang	1	1	2	683	683	1,366	1,738	1,791	3,529	2,422	2,475	4,897
Sabah	14	18	32	3,793	3,686	7,479	8,741	8,180	16,921	12,548	11,884	24,432
Sarawak	19	24	43	4,149	3,899	8,048	7,317	6,826	14,143	11,485	10,749	22,234
Selangor	3	4	7	1,279	1,293	2,572	4,595	4,481	9,076	5,877	5,778	11,655
Terengganu	8	5	13	1,089	1,091	2,180	2,659	2,677	5,336	3,756	3,773	7,529
WP Kuala Lumpur	0	0	0	0	0	0	0	0	0	0	0	0
WP Labuan	0	0	0	0	0	0	0	0	0	0	0	0
WP Putrajaya	0	0	0	0	0	0	0	0	0	0	0	0
<b>JUMLAH / TOTAL</b>	<b>82</b>	<b>100</b>	<b>182</b>	<b>21,874</b>	<b>21,307</b>	<b>43,181</b>	<b>51,265</b>	<b>49,500</b>	<b>100,765</b>	<b>73,221</b>	<b>70,907</b>	<b>144,128</b>

1.6 ENROLMEN PROGRAM PENDIDIKAN KHAS INTEGRASI PRASEKOLAH SEPerti PADA 30 JUN 2018  
 ENROLMENT PRE-SCHOOL IN SPECIAL EDUCATION INTERGRATION PROGRAMME OF 30th JUNE 2018

## MALAYSIA

Negeri / State	Kurang Upaya Penglihatan <i>Visually Impaired</i>			Kurang Upaya Pendengaran <i>Hearing Impaired</i>			Masalah Pembelajaran <i>Learning Disabilities</i>			Jumlah <i>Total</i>		
	L / M	P / F	J / T	L / M	P / F	J / T	L / M	P / F	J / T	L / M	P / F	J / T
Johor	0	0	0	0	0	0	87	27	114	87	27	114
Kedah	0	0	0	0	0	0	38	18	56	38	18	56
Kelantan	0	0	0	0	0	0	42	29	71	42	29	71
Melaka	0	0	0	0	0	0	25	9	34	25	9	34
Negeri Sembilan	0	0	0	0	0	0	25	7	32	25	7	32
Pahang	0	0	0	0	0	0	46	20	66	46	20	66
Perak	0	0	0	0	0	0	90	32	122	90	32	122
Perlis	0	0	0	0	0	0	23	7	30	23	7	30
Pulau Pinang	0	0	0	0	0	0	31	10	41	31	10	41
Sabah	0	0	0	0	0	0	28	7	35	28	7	35
Sarawak	0	0	0	0	0	0	40	13	53	40	13	53
Selangor	1	0	1	0	0	0	73	26	99	74	26	100
Terengganu	0	0	0	0	0	0	40	17	57	40	17	57
WP Kuala Lumpur	0	0	0	0	0	0	45	20	65	45	20	65
WP Labuan	0	0	0	0	0	0	9	1	10	9	1	10
WP Putrajaya	0	0	0	1	1	2	16	6	22	17	7	24
<b>JUMLAH / TOTAL</b>	<b>1</b>	<b>0</b>	<b>1</b>	<b>1</b>	<b>1</b>	<b>2</b>	<b>658</b>	<b>249</b>	<b>907</b>	<b>660</b>	<b>250</b>	<b>910</b>

Sumber / Source :  
 Bahagian Pendidikan Khas, KPM / Special Education Division, MOE

1.6.1 ENROLMEN PRASEKOLAH DI SEKOLAH PENDIDIKAN KHAS SEPERTI PADA 30 JUN 2018  
 ENROLMENT PRE-SCHOOL IN SPECIAL EDUCATION SCHOOL AS OF 30th JUNE 2018

Negeri / State	Kurang Upaya Penglihatan <i>Visually Impaired</i>			Kurang Upaya Pendengaran <i>Hearing Impaired</i>			Masalah Pembelajaran <i>Learning Disabilities</i>			Jumlah <i>Total</i>		
	L / M	P / F	J / T	L / M	P / F	J / T	L / M	P / F	J / T	L / M	P / F	J / T
Johor	2	2	4	6	4	10	6	1	7	14	7	21
Kedah	0	0	0	3	4	7	0	0	0	3	4	7
Kelantan	0	0	0	1	0	1	0	0	0	1	0	1
Melaka	0	0	0	3	3	6	0	0	0	3	3	6
Negeri Sembilan	0	0	0	2	0	2	0	0	0	2	0	2
Pahang	0	0	0	3	3	6	0	0	0	3	3	6
Perak	0	0	0	2	2	4	0	0	0	2	2	4
Pertis	0	0	0	7	2	9	0	0	0	7	2	9
Pulau Pinang	3	1	4	2	1	3	6	3	9	11	5	16
Sabah	3	1	4	5	1	6	0	0	0	8	2	10
Sarawak	0	0	0	8	5	13	4	2	6	12	7	19
Selangor	0	0	0	2	1	3	0	0	0	2	1	3
Terengganu	0	0	0	2	3	5	0	0	0	2	3	5
WP Kuala Lumpur	2	2	4	4	4	8	0	0	0	6	6	12
WP Labuan	0	0	0	0	0	0	0	0	0	0	0	0
WP Putrajaya	0	0	0	0	0	0	0	0	0	0	0	0
<b>JUMLAH / TOTAL</b>	<b>10</b>	<b>6</b>	<b>16</b>	<b>50</b>	<b>33</b>	<b>83</b>	<b>16</b>	<b>6</b>	<b>22</b>	<b>76</b>	<b>45</b>	<b>121</b>

## MALAYSIA

1.7 ENROLMEN PERINGKAT RENDAH DI SEKOLAH KERAJAAN DAN BANTUAN KERAJAAN SEPERTI PADA 30 JUN 2018  
ENROLMENT AT PRIMARY LEVEL IN GOVERNMENT AND GOVERNMENT-AIDED SCHOOLS AS OF 30th JUNE 2018

Tahun / Year	Kebangsaan * National			Jenis Kebangsaan (C) National Type (C)			Jenis Kebangsaan (T) National Type (T)			SABK GARS			Pendidikan Khas Special Education			Jumlah Total		
	L/M	P/F	J/T	L/M	P/F	J/T	L/M	P/F	J/T	L/M	P/F	J/T	L/M	P/F	J/T	L/M	P/F	J/T
Tahun 1 / Year 1	180,787	172,403	353,190	44,217	42,127	86,344	6,957	6,827	13,784	1,519	1,553	3,072	106	78	184	233,586	222,988	456,574
Tahun 2 / Year 2	176,000	168,134	344,134	41,529	39,982	81,511	6,713	6,679	13,392	1,504	1,559	3,063	77	80	157	225,823	216,434	442,257
Tahun 3 / Year 3	177,293	169,424	346,717	43,836	42,837	86,673	6,928	6,867	13,795	1,541	1,506	3,047	83	86	169	229,681	220,720	450,401
Tahun 4 / Year 4	174,199	166,336	340,535	44,886	43,502	88,388	6,740	6,729	13,469	1,426	1,456	2,882	86	63	149	227,337	218,086	445,423
Tahun 5 / Year 5	168,790	162,612	331,402	44,226	42,839	87,065	6,853	6,704	13,557	1,311	1,323	2,634	110	66	176	221,290	213,544	434,834
Tahun 6 / Year 6	167,204	160,625	327,829	43,618	41,747	85,365	6,745	6,579	13,324	1,222	1,230	2,452	105	97	202	218,894	210,278	429,172
KKBP / SCLD	23,757	10,051	33,808	1,242	509	1,751	176	86	262	0	0	0	132	73	205	25,307	10,719	36,026
SBJK / BJKS	54	38	92	0	0	0	0	0	0	0	0	0	0	0	0	54	38	92
<b>JUMLAH / TOTAL</b>	<b>1,068,084</b>	<b>1,009,623</b>	<b>2,077,707</b>	<b>263,554</b>	<b>253,543</b>	<b>517,097</b>	<b>41,112</b>	<b>40,471</b>	<b>81,583</b>	<b>8,523</b>	<b>8,627</b>	<b>17,150</b>	<b>699</b>	<b>543</b>	<b>1,242</b>	<b>1,381,972</b>	<b>1,312,807</b>	<b>2,694,779</b>

## Nota / Note :

Enrolmen Tahun 1 hingga Tahun 6 termasuk murid pendidikan khas PPKI / Enrolment in Year 1 to Year 6 includes pupils in SEIP

\* Termasuk enrolmen Tahun 4-6 di Sekolah Model Khas dan Sekolah Sukan / Including enrolment in Year 4-6 in Special Model Schools and Sports Schools

1.7A ENROLMEN PERINGKAT RENDAH DI SEKOLAH KERAJAAN DAN BANTUAN KERAJAAN MENGIKUT LOKASI (BANDAR) SEPERTI PADA 30 JUN 2018  
ENROLMENT AT PRIMARY LEVEL IN GOVERNMENT AND GOVERNMENT-AIDED SCHOOLS BY LOCATION (URBAN) AS OF 30th JUNE 2018

Tahun / Year	Kebangsaan * National			Jenis Kebangsaan (C) National Type (C)			Jenis Kebangsaan (T) National Type (T)			SABK GARS			Pendidikan Khas Special Education			Jumlah Total		
	L/M	P/F	J/T	L/M	P/F	J/T	L/M	P/F	J/T	L/M	P/F	J/T	L/M	P/F	J/T	L/M	P/F	J/T
Tahun 1 / Year 1	77,353	73,951	151,304	30,941	29,653	60,594	3,944	3,906	7,850	714	708	1,422	79	58	137	113,031	108,276	221,307
Tahun 2 / Year 2	74,016	71,577	145,593	29,147	27,863	57,010	3,779	3,725	7,504	681	681	1,362	57	56	113	107,680	103,902	211,582
Tahun 3 / Year 3	74,716	72,242	146,958	30,715	30,169	60,884	3,837	3,831	7,668	683	702	1,385	50	52	102	110,001	106,996	216,997
Tahun 4 / Year 4	73,295	69,992	143,287	31,545	30,875	62,420	3,728	3,706	7,434	638	680	1,318	65	45	110	109,271	105,298	214,569
Tahun 5 / Year 5	71,000	68,851	139,851	31,495	30,488	61,983	3,751	3,747	7,498	597	592	1,189	78	45	123	106,921	103,723	210,644
Tahun 6 / Year 6	69,852	67,888	137,740	31,043	29,910	60,953	3,864	3,773	7,637	557	574	1,131	83	73	156	105,399	102,218	207,617
KKBP / SCLD	11,166	4,580	15,746	896	374	1,270	120	64	184	0	0	0	71	39	110	12,253	5,057	17,310
SBJK / BJKS	54	38	92	0	0	0	0	0	0	0	0	0	0	0	0	54	38	92
<b>JUMLAH / TOTAL</b>	<b>451,452</b>	<b>429,119</b>	<b>880,571</b>	<b>185,782</b>	<b>179,332</b>	<b>365,114</b>	<b>23,023</b>	<b>22,752</b>	<b>45,775</b>	<b>3,870</b>	<b>3,937</b>	<b>7,807</b>	<b>483</b>	<b>368</b>	<b>851</b>	<b>664,610</b>	<b>635,508</b>	<b>1,300,118</b>

## Nota / Note :

Enrolmen Tahun 1 hingga Tahun 6 termasuk murid pendidikan khas PPKI / Enrolment in Year 1 to Year 6 includes pupils in SEIP

\* Termasuk enrolmen Tahun 4-6 di Sekolah Model Khas dan Sekolah Sukan / Including enrolment in Year 4-6 in Special Model Schools and Sports Schools

1.7B ENROLMEN PERINGKAT RENDAH DI SEKOLAH KERAJAAN DAN BANTUAN KERAJAAN MENGIKUT LOKASI (LUAR BANDAR) SEPERTI PADA 30 JUN 2018  
ENROLMENT AT PRIMARY LEVEL IN GOVERNMENT AND GOVERNMENT-AIDED SCHOOLS BY LOCATION (RURAL) AS OF 30th JUNE 2018

Tahun / Year	Kebangsaan * National			Jenis Kebangsaan (C) National Type (C)			Jenis Kebangsaan (T) National Type (T)			SABK GARS			Pendidikan Khas Special Education			Jumlah Total		
	L/M	P/F	J/T	L/M	P/F	J/T	L/M	P/F	J/T	L/M	P/F	J/T	L/M	P/F	J/T	L/M	P/F	J/T
Tahun 1 / Year 1	103,434	98,452	201,886	13,276	12,474	25,750	3,013	2,921	5,934	805	845	1,650	27	20	47	120,555	114,712	235,267
Tahun 2 / Year 2	101,984	96,557	198,541	12,382	12,119	24,501	2,934	2,954	5,888	823	878	1,701	20	24	44	118,143	112,532	230,675
Tahun 3 / Year 3	102,577	97,182	199,759	13,121	12,668	25,789	3,091	3,036	6,127	858	804	1,662	33	34	67	119,680	113,724	233,404
Tahun 4 / Year 4	100,904	96,344	197,248	13,341	12,627	25,968	3,012	3,023	6,035	788	776	1,564	21	18	39	118,066	112,788	230,854
Tahun 5 / Year 5	97,790	93,761	191,551	12,731	12,351	25,082	3,102	2,957	6,059	714	731	1,445	32	21	53	114,369	109,821	224,190
Tahun 6 / Year 6	97,352	92,737	190,089	12,575	11,837	24,412	2,881	2,806	5,687	665	656	1,321	22	24	46	113,495	108,060	221,555
KKBP / SCLD	12,591	5,471	18,062	346	135	481	56	22	78	0	0	0	61	34	95	13,054	5,662	18,716
SBJK / BJKS	0	0	0	0	0	0	0	0	0	0	0	0	0	0	0	0	0	0
<b>JUMLAH / TOTAL</b>	<b>616,632</b>	<b>580,504</b>	<b>1,197,136</b>	<b>77,772</b>	<b>74,211</b>	<b>151,983</b>	<b>18,089</b>	<b>17,719</b>	<b>35,808</b>	<b>4,653</b>	<b>4,690</b>	<b>9,343</b>	<b>216</b>	<b>175</b>	<b>391</b>	<b>717,362</b>	<b>677,299</b>	<b>1,394,661</b>

## Nota / Note :

Enrolmen Tahun 1 hingga Tahun 6 termasuk murid pendidikan khas PPKI / Enrolment in Year 1 to Year 6 includes pupils in SEIP

\* Termasuk enrolmen Tahun 4-6 di Sekolah Model Khas dan Sekolah Sukan / Including enrolment in Year 4-6 in Special Model Schools and Sports Schools

## JOHOR

1.7.1 ENROLMEN PERINGKAT RENDAH DI SEKOLAH KERAJAAN DAN BANTUAN KERAJAAN SEPerti PADA 30 JUN 2018  
ENROLMENT AT PRIMARY LEVEL IN GOVERNMENT AND GOVERNMENT-AIDED SCHOOLS AS OF 30th JUNE 2018

Tahun / Year	Kebangsaan * National			Jenis Kebangsaan (C) National Type (C)			Jenis Kebangsaan (T) National Type (T)			SABK GARS			Pendidikan Khas Special Education			Jumlah Total		
	L / M	P / F	J / T	L / M	P / F	J / T	L / M	P / F	J / T	L / M	P / F	J / T	L / M	P / F	J / T	L / M	P / F	J / T
Tahun 1 / Year 1	19116	18242	37,358	7,676	7,210	14,886	1,006	1,037	2,043	314	313	627	6	7	13	28,118	26,809	54,927
Tahun 2 / Year 2	18475	17746	36,221	7,463	6,946	14,409	999	1,028	2,027	308	308	616	12	4	16	27,257	26,032	53,289
Tahun 3 / Year 3	18697	17499	36,196	7,982	7,670	15,652	1,081	1,004	2,085	314	296	610	5	6	11	28,079	26,475	54,554
Tahun 4 / Year 4	18219	17355	35,574	8,301	7,927	16,228	971	964	1,935	280	294	574	12	5	17	27,783	26,545	54,328
Tahun 5 / Year 5	17822	17249	35,071	8,367	8,007	16,374	1,016	930	1,946	284	284	568	24	15	39	27,513	26,485	53,998
Tahun 6 / Year 6	17651	16675	34,326	8,318	7,837	16,155	954	900	1,854	255	266	521	17	6	23	27,195	25,684	52,879
KKBP / SCLD	2355	1006	3,361	436	194	630	43	27	70	0	0	0	39	18	57	2,873	1,245	4,118
SBJK / BJKS	0	0	0	0	0	0	0	0	0	0	0	0	0	0	0	0	0	0
<b>JUMLAH / TOTAL</b>	<b>112,335</b>	<b>105,772</b>	<b>218,107</b>	<b>48,543</b>	<b>45,791</b>	<b>94,334</b>	<b>6,070</b>	<b>5,890</b>	<b>11,960</b>	<b>1,755</b>	<b>1,761</b>	<b>3,516</b>	<b>115</b>	<b>61</b>	<b>176</b>	<b>168,818</b>	<b>159,275</b>	<b>328,093</b>

## Nota / Note :

Enrolmen Tahun 1 hingga Tahun 6 termasuk murid pendidikan khas PPKI / Enrolment in Year 1 to Year 6 includes pupils in SEIP

\* Termasuk enrolmen Tahun 4-6 di Sekolah Sukan / Including enrolment in Year 4-6 in Sports Schools

1.7.1A ENROLMEN PERINGKAT RENDAH DI SEKOLAH KERAJAAN DAN BANTUAN KERAJAAN MENGIKUT LOKASI (BANDAR) SEPerti PADA 30 JUN 2018  
ENROLMENT AT PRIMARY LEVEL IN GOVERNMENT AND GOVERNMENT-AIDED SCHOOLS BY LOCATION (URBAN) AS OF 30th JUNE 2018

Tahun / Year	Kebangsaan * National			Jenis Kebangsaan (C) National Type (C)			Jenis Kebangsaan (T) National Type (T)			SABK GARS			Pendidikan Khas Special Education			Jumlah Total		
	L / M	P / F	J / T	L / M	P / F	J / T	L / M	P / F	J / T	L / M	P / F	J / T	L / M	P / F	J / T	L / M	P / F	J / T
Tahun 1 / Year 1	10,354	9,759	20,113	5,206	4,951	10,157	602	629	1,231	275	275	550	6	7	13	16,443	15,621	32,064
Tahun 2 / Year 2	9,817	9,560	19,377	5,115	4,760	9,875	580	568	1,148	269	267	536	12	4	16	15,793	15,159	30,952
Tahun 3 / Year 3	9,972	9,499	19,471	5,437	5,342	10,779	611	586	1,197	270	264	534	5	6	11	16,295	15,697	31,992
Tahun 4 / Year 4	9,809	9,320	19,129	5,703	5,589	11,292	576	556	1,132	242	254	496	12	5	17	16,342	15,724	32,066
Tahun 5 / Year 5	9,476	9,231	18,707	5,845	5,594	11,439	572	546	1,118	248	245	493	24	15	39	16,165	15,631	31,796
Tahun 6 / Year 6	9,311	9,040	18,351	5,890	5,560	11,450	583	560	1,143	217	236	453	17	6	23	16,018	15,402	31,420
KKBP / SCLD	1,206	516	1,722	324	141	465	19	17	36	0	0	0	39	18	57	1,588	692	2,280
SBJK / BJKS	0	0	0	0	0	0	0	0	0	0	0	0	0	0	0	0	0	0
<b>JUMLAH / TOTAL</b>	<b>59,945</b>	<b>56,925</b>	<b>116,870</b>	<b>33,520</b>	<b>31,937</b>	<b>65,457</b>	<b>3,543</b>	<b>3,462</b>	<b>7,005</b>	<b>1,521</b>	<b>1,541</b>	<b>3,062</b>	<b>115</b>	<b>61</b>	<b>176</b>	<b>98,644</b>	<b>93,926</b>	<b>192,570</b>

## Nota / Note :

Enrolmen Tahun 1 hingga Tahun 6 termasuk murid pendidikan khas PPKI / Enrolment in Year 1 to Year 6 includes pupils in SEIP

\* Termasuk enrolmen Tahun 4-6 di Sekolah Sukan / Including enrolment in Year 4-6 in Sports Schools

1.7.1B ENROLMEN PERINGKAT RENDAH DI SEKOLAH KERAJAAN DAN BANTUAN KERAJAAN MENGIKUT LOKASI (LUAR BANDAR) SEPerti PADA 30 JUN 2018  
ENROLMENT AT PRIMARY LEVEL IN GOVERNMENT AND GOVERNMENT-AIDED SCHOOLS BY LOCATION (RURAL) AS OF 30th JUNE 2018

Tahun / Year	Kebangsaan * National			Jenis Kebangsaan (C) National Type (C)			Jenis Kebangsaan (T) National Type (T)			SABK GARS			Pendidikan Khas Special Education			Jumlah Total		
	L / M	P / F	J / T	L / M	P / F	J / T	L / M	P / F	J / T	L / M	P / F	J / T	L / M	P / F	J / T	L / M	P / F	J / T
Tahun 1 / Year 1	8,762	8,483	17,245	2,470	2,259	4,729	404	408	812	39	38	77	0	0	0	11,675	11,188	22,863
Tahun 2 / Year 2	8,658	8,186	16,844	2,348	2,186	4,534	419	460	879	39	41	80	0	0	0	11,464	10,873	22,337
Tahun 3 / Year 3	8,725	8,000	16,725	2,545	2,328	4,873	470	418	888	44	32	76	0	0	0	11,784	10,778	22,562
Tahun 4 / Year 4	8,410	8,035	16,445	2,598	2,338	4,936	395	408	803	38	40	78	0	0	0	11,441	10,821	22,262
Tahun 5 / Year 5	8,346	8,018	16,364	2,522	2,413	4,935	444	384	828	36	39	75	0	0	0	11,348	10,854	22,202
Tahun 6 / Year 6	8,340	7,635	15,975	2,428	2,277	4,705	371	340	711	38	30	68	0	0	0	11,177	10,282	21,459
KKBP / SCLD	1,149	490	1,639	112	53	165	24	10	34	0	0	0	0	0	0	1,285	553	1,838
SBJK / BJKS	0	0	0	0	0	0	0	0	0	0	0	0	0	0	0	0	0	0
<b>JUMLAH / TOTAL</b>	<b>52,390</b>	<b>48,847</b>	<b>101,237</b>	<b>15,023</b>	<b>13,854</b>	<b>28,877</b>	<b>2,527</b>	<b>2,428</b>	<b>4,955</b>	<b>234</b>	<b>220</b>	<b>454</b>	<b>0</b>	<b>0</b>	<b>0</b>	<b>70,174</b>	<b>65,349</b>	<b>135,523</b>

## Nota / Note :

Enrolmen Tahun 1 hingga Tahun 6 termasuk murid pendidikan khas PPKI / Enrolment in Year 1 to Year 6 includes pupils in SEIP

## KEDAH

1.7.2 ENROLMEN PERINGKAT RENDAH DI SEKOLAH KERAJAAN DAN BANTUAN KERAJAAN SEPerti PADA 30 JUN 2018  
ENROLMENT AT PRIMARY LEVEL IN GOVERNMENT AND GOVERNMENT-AIDED SCHOOLS AS OF 30th JUNE 2018

Tahun / Year	Kebangsaan * National			Jenis Kebangsaan (C) National Type (C)			Jenis Kebangsaan (T) National Type (T)			SABK GARS			Pendidikan Khas Special Education			Jumlah Total		
	L / M	P / F	J / T	L / M	P / F	J / T	L / M	P / F	J / T	L / M	P / F	J / T	L / M	P / F	J / T	L / M	P / F	J / T
Tahun 1 / Year 1	13,290	12,994	26,284	1,584	1,592	3,176	625	604	1,229	139	110	249	20	10	30	15,658	15,310	30,968
Tahun 2 / Year 2	13,448	12,861	26,309	1,578	1,495	3,073	667	587	1,254	122	121	243	11	9	20	15,826	15,073	30,899
Tahun 3 / Year 3	13,671	13,317	26,988	1,635	1,592	3,227	716	675	1,391	114	138	252	6	8	14	16,142	15,730	31,872
Tahun 4 / Year 4	13,384	13,197	26,581	1,753	1,650	3,403	692	677	1,369	120	122	242	8	8	16	15,957	15,654	31,611
Tahun 5 / Year 5	13,199	12,843	26,042	1,685	1,636	3,321	673	639	1,312	123	103	226	12	8	20	15,692	15,229	30,921
Tahun 6 / Year 6	13,188	13,037	26,225	1,796	1,636	3,432	678	618	1,296	104	97	201	10	11	21	15,776	15,399	31,175
KKBP / SCLD	1,585	653	2,238	50	17	67	7	10	17	0	0	0	15	14	29	1,657	694	2,351
SBJK / BJKS	0	0	0	0	0	0	0	0	0	0	0	0	0	0	0	0	0	0
<b>JUMLAH / TOTAL</b>	<b>81,765</b>	<b>78,902</b>	<b>160,667</b>	<b>10,081</b>	<b>9,618</b>	<b>19,699</b>	<b>4,058</b>	<b>3,810</b>	<b>7,868</b>	<b>722</b>	<b>691</b>	<b>1,413</b>	<b>82</b>	<b>68</b>	<b>150</b>	<b>96,708</b>	<b>93,089</b>	<b>189,797</b>

## Nota / Note :

Enrolmen Tahun 1 hingga Tahun 6 termasuk murid pendidikan khas PPKI / Enrolment in Year 1 to Year 6 includes pupils in SEIP  
 \* Termasuk enrolmen Tahun 4-6 di Sekolah Model Khas / Including enrolment in Year 4-6 in Special Model Schools

1.7.2A ENROLMEN PERINGKAT RENDAH DI SEKOLAH KERAJAAN DAN BANTUAN KERAJAAN MENGIKUT LOKASI (BANDAR) SEPerti PADA 30 JUN 2018  
ENROLMENT AT PRIMARY LEVEL IN GOVERNMENT AND GOVERNMENT-AIDED SCHOOLS BY LOCATION (URBAN) AS OF 30th JUNE 2018

Tahun / Year	Kebangsaan * National			Jenis Kebangsaan (C) National Type (C)			Jenis Kebangsaan (T) National Type (T)			SABK GARS			Pendidikan Khas Special Education			Jumlah Total		
	L / M	P / F	J / T	L / M	P / F	J / T	L / M	P / F	J / T	L / M	P / F	J / T	L / M	P / F	J / T	L / M	P / F	J / T
Tahun 1 / Year 1	4,312	4,231	8,543	1,027	1,004	2,031	315	310	625	61	53	114	13	5	18	5,728	5,603	11,331
Tahun 2 / Year 2	4,224	4,054	8,278	1,036	918	1,954	349	287	636	55	57	112	6	4	10	5,670	5,320	10,990
Tahun 3 / Year 3	4,330	4,359	8,689	1,051	1,018	2,069	347	337	684	48	65	113	4	2	6	5,780	5,781	11,561
Tahun 4 / Year 4	4,232	4,233	8,465	1,151	1,048	2,199	339	303	642	45	68	113	3	4	7	5,770	5,656	11,426
Tahun 5 / Year 5	4,157	4,092	8,249	1,106	1,061	2,167	311	317	628	53	61	114	6	6	12	5,633	5,537	11,170
Tahun 6 / Year 6	4,298	4,237	8,535	1,216	1,082	2,298	353	320	673	53	55	108	6	5	11	5,926	5,699	11,625
KKBP / SCLD	653	233	886	20	8	28	7	10	17	0	0	0	0	0	0	680	251	931
SBJK / BJKS	0	0	0	0	0	0	0	0	0	0	0	0	0	0	0	0	0	0
<b>JUMLAH / TOTAL</b>	<b>26,206</b>	<b>25,439</b>	<b>51,645</b>	<b>6,607</b>	<b>6,139</b>	<b>12,746</b>	<b>2,021</b>	<b>1,884</b>	<b>3,905</b>	<b>315</b>	<b>359</b>	<b>674</b>	<b>38</b>	<b>26</b>	<b>64</b>	<b>35,187</b>	<b>33,847</b>	<b>69,034</b>

## Nota / Note :

Enrolmen Tahun 1 hingga Tahun 6 termasuk murid pendidikan khas PPKI / Enrolment in Year 1 to Year 6 includes pupils in SEIP  
 \* Termasuk enrolmen Tahun 4-6 di Sekolah Model Khas / Including enrolment in Year 4-6 in Special Model Schools

1.7.2B ENROLMEN PERINGKAT RENDAH DI SEKOLAH KERAJAAN DAN BANTUAN KERAJAAN MENGIKUT LOKASI (LUAR BANDAR) SEPerti PADA 30 JUN 2018  
ENROLMENT AT PRIMARY LEVEL IN GOVERNMENT AND GOVERNMENT-AIDED SCHOOLS BY LOCATION (RURAL) AS OF 30th JUNE 2018

Tahun / Year	Kebangsaan * National			Jenis Kebangsaan (C) National Type (C)			Jenis Kebangsaan (T) National Type (T)			SABK GARS			Pendidikan Khas Special Education			Jumlah Total		
	L / M	P / F	J / T	L / M	P / F	J / T	L / M	P / F	J / T	L / M	P / F	J / T	L / M	P / F	J / T	L / M	P / F	J / T
Tahun 1 / Year 1	8,978	8,763	17,741	557	588	1,145	310	294	604	78	57	135	7	5	12	9,930	9,707	19,637
Tahun 2 / Year 2	9,224	8,807	18,031	542	577	1,119	318	300	618	67	64	131	5	5	10	10,156	9,753	19,909
Tahun 3 / Year 3	9,341	8,958	18,299	584	574	1,158	369	338	707	66	73	139	2	6	8	10,362	9,949	20,311
Tahun 4 / Year 4	9,152	8,964	18,116	602	602	1,204	353	374	727	75	54	129	5	4	9	10,187	9,998	20,185
Tahun 5 / Year 5	9,042	8,751	17,793	579	575	1,154	362	322	684	70	42	112	6	2	8	10,059	9,692	19,751
Tahun 6 / Year 6	8,890	8,800	17,690	580	554	1,134	325	298	623	51	42	93	4	6	10	9,850	9,700	19,550
KKBP / SCLD	932	420	1,352	30	9	39	0	0	0	0	0	0	15	14	29	977	443	1,420
SBJK / BJKS	0	0	0	0	0	0	0	0	0	0	0	0	0	0	0	0	0	0
<b>JUMLAH / TOTAL</b>	<b>55,559</b>	<b>53,463</b>	<b>109,022</b>	<b>3,474</b>	<b>3,479</b>	<b>6,953</b>	<b>2,037</b>	<b>1,926</b>	<b>3,963</b>	<b>407</b>	<b>332</b>	<b>739</b>	<b>44</b>	<b>42</b>	<b>86</b>	<b>61,521</b>	<b>59,242</b>	<b>120,763</b>

## Nota / Note :

Enrolmen Tahun 1 hingga Tahun 6 termasuk murid pendidikan khas PPKI / Enrolment in Year 1 to Year 6 includes pupils in SEIP  
 \* Termasuk enrolmen Tahun 4-6 di Sekolah Model Khas / Including enrolment in Year 4-6 in Special Model Schools

## KELANTAN

1.7.3 ENROLMEN PERINGKAT RENDAH DI SEKOLAH KERAJAAN DAN BANTUAN KERAJAAN SEPERTI PADA 30 JUN 2018  
ENROLMENT AT PRIMARY LEVEL IN GOVERNMENT AND GOVERNMENT-AIDED SCHOOLS AS OF 30th JUNE 2018

Tahun / Year	Kebangsaan * National			Jenis Kebangsaan (C) National Type (C)			Jenis Kebangsaan (T) National Type (T)			SABK GARS			Pendidikan Khas Special Education			Jumlah Total		
	L / M	P / F	J / T	L / M	P / F	J / T	L / M	P / F	J / T	L / M	P / F	J / T	L / M	P / F	J / T	L / M	P / F	J / T
Tahun 1 / Year 1	13,987	13,551	27,538	480	459	939	1	2	3	0	65	65	2	3	5	14,470	14,080	28,550
Tahun 2 / Year 2	13,802	13,101	26,903	456	449	905	3	2	5	0	67	67	1	4	5	14,262	13,623	27,885
Tahun 3 / Year 3	13,892	13,413	27,305	484	433	917	4	3	7	0	69	69	6	3	9	14,386	13,921	28,307
Tahun 4 / Year 4	13,901	13,368	27,269	475	488	963	2	3	5	0	67	67	5	4	9	14,383	13,930	28,313
Tahun 5 / Year 5	13,618	13,334	26,952	420	414	834	3	0	3	0	65	65	6	3	9	14,047	13,816	27,863
Tahun 6 / Year 6	13,622	13,222	26,844	431	421	852	0	1	1	0	66	66	4	3	7	14,057	13,713	27,770
KKBP / SCLD	1,812	867	2,679	0	0	0	0	0	0	0	0	0	27	12	39	1,839	879	2,718
SBJK / BJKS	0	0	0	0	0	0	0	0	0	0	0	0	0	0	0	0	0	0
<b>JUMLAH / TOTAL</b>	<b>84,634</b>	<b>80,856</b>	<b>165,490</b>	<b>2746</b>	<b>2664</b>	<b>5410</b>	<b>13</b>	<b>11</b>	<b>24</b>	<b>0</b>	<b>399</b>	<b>399</b>	<b>51</b>	<b>32</b>	<b>83</b>	<b>87,444</b>	<b>83,962</b>	<b>171,406</b>

## Nota / Note :

Enrolmen Tahun 1 hingga Tahun 6 termasuk murid pendidikan khas PPKI / Enrolment in Year 1 to Year 6 includes pupils in SEIP

1.7.3A ENROLMEN PERINGKAT RENDAH DI SEKOLAH KERAJAAN DAN BANTUAN KERAJAAN MENGIKUT LOKASI (BANDAR) SEPERTI PADA 30 JUN 2018  
ENROLMENT AT PRIMARY LEVEL IN GOVERNMENT AND GOVERNMENT-AIDED SCHOOLS BY LOCATION (URBAN) AS OF 30th JUNE 2018

Tahun / Year	Kebangsaan * National			Jenis Kebangsaan (C) National Type (C)			Jenis Kebangsaan (T) National Type (T)			SABK GARS			Pendidikan Khas Special Education			Jumlah Total		
	L / M	P / F	J / T	L / M	P / F	J / T	L / M	P / F	J / T	L / M	P / F	J / T	L / M	P / F	J / T	L / M	P / F	J / T
Tahun 1 / Year 1	2,575	2,654	5,229	422	410	832	0	0	0	0	0	0	0	0	0	2,997	3,064	6,061
Tahun 2 / Year 2	2,590	2,532	5,122	394	396	790	0	0	0	0	0	0	0	0	0	2,984	2,928	5,912
Tahun 3 / Year 3	2,636	2,558	5,194	435	387	822	0	0	0	0	0	0	0	0	0	3,071	2,945	6,016
Tahun 4 / Year 4	2,566	2,494	5,060	417	443	860	0	0	0	0	0	0	0	0	0	2,983	2,937	5,920
Tahun 5 / Year 5	2,594	2,524	5,118	377	372	749	0	0	0	0	0	0	0	0	0	2,971	2,896	5,867
Tahun 6 / Year 6	2,598	2,574	5,172	386	376	762	0	0	0	0	0	0	0	0	0	2,984	2,950	5,934
KKBP / SCLD	440	219	659	0	0	0	0	0	0	0	0	0	0	0	0	440	219	659
SBJK / BJKS	0	0	0	0	0	0	0	0	0	0	0	0	0	0	0	0	0	0
<b>JUMLAH / TOTAL</b>	<b>15,999</b>	<b>15,555</b>	<b>31,554</b>	<b>2431</b>	<b>2384</b>	<b>4815</b>	<b>0</b>	<b>0</b>	<b>0</b>	<b>0</b>	<b>0</b>	<b>0</b>	<b>0</b>	<b>0</b>	<b>0</b>	<b>18,430</b>	<b>17,939</b>	<b>36,369</b>

## Nota / Note :

Enrolmen Tahun 1 hingga Tahun 6 termasuk murid pendidikan khas PPKI / Enrolment in Year 1 to Year 6 includes pupils in SEIP

1.7.3B ENROLMEN PERINGKAT RENDAH DI SEKOLAH KERAJAAN DAN BANTUAN KERAJAAN MENGIKUT LOKASI (LUAR BANDAR) SEPERTI PADA 30 JUN 2018  
ENROLMENT AT PRIMARY LEVEL IN GOVERNMENT AND GOVERNMENT-AIDED SCHOOLS BY LOCATION (RURAL) AS OF 30th JUNE 2018

Tahun / Year	Kebangsaan * National			Jenis Kebangsaan (C) National Type (C)			Jenis Kebangsaan (T) National Type (T)			SABK GARS			Pendidikan Khas Special Education			Jumlah Total		
	L / M	P / F	J / T	L / M	P / F	J / T	L / M	P / F	J / T	L / M	P / F	J / T	L / M	P / F	J / T	L / M	P / F	J / T
Tahun 1 / Year 1	11412	10897	22,309	58	49	107	1	2	3	0	65	65	2	3	5	11,473	11,016	22,489
Tahun 2 / Year 2	11212	10569	21,781	62	53	115	3	2	5	0	67	67	1	4	5	11,278	10,695	21,973
Tahun 3 / Year 3	11256	10855	22,111	49	46	95	4	3	7	0	69	69	6	3	9	11,315	10,976	22,291
Tahun 4 / Year 4	11335	10874	22,209	58	45	103	2	3	5	0	67	67	5	4	9	11,400	10,993	22,393
Tahun 5 / Year 5	11024	10810	21,834	43	42	85	3	0	3	0	65	65	6	3	9	11,076	10,920	21,996
Tahun 6 / Year 6	11024	10648	21,672	45	45	90	0	1	1	0	66	66	4	3	7	11,073	10,763	21,836
KKBP / SCLD	1372	648	2,020	0	0	0	0	0	0	0	0	0	27	12	39	1,399	660	2,059
SBJK / BJKS	0	0	0	0	0	0	0	0	0	0	0	0	0	0	0	0	0	0
<b>JUMLAH / TOTAL</b>	<b>68,635</b>	<b>65,301</b>	<b>133,936</b>	<b>315</b>	<b>280</b>	<b>595</b>	<b>13</b>	<b>11</b>	<b>24</b>	<b>0</b>	<b>399</b>	<b>399</b>	<b>51</b>	<b>32</b>	<b>83</b>	<b>69,014</b>	<b>66,023</b>	<b>135,037</b>

## Nota / Note :

Enrolmen Tahun 1 hingga Tahun 6 termasuk murid pendidikan khas PPKI / Enrolment in Year 1 to Year 6 includes pupils in SEIP

## MELAKA

1.7.4 ENROLMEN PERINGKAT RENDAH DI SEKOLAH KERAJAAN DAN BANTUAN KERAJAAN SEPERTI PADA 30 JUN 2018  
ENROLMENT AT PRIMARY LEVEL IN GOVERNMENT AND GOVERNMENT-AIDED SCHOOLS AS OF 30th JUNE 2018

Tahun / Year	Kebangsaan * National			Jenis Kebangsaan (C) National Type (C)			Jenis Kebangsaan (T) National Type (T)			SABK GARS			Pendidikan Khas Special Education			Jumlah Total		
	L / M	P / F	J / T	L / M	P / F	J / T	L / M	P / F	J / T	L / M	P / F	J / T	L / M	P / F	J / T	L / M	P / F	J / T
Tahun 1 / Year 1	5,418	5,124	10,542	1,353	1,284	2,637	190	194	384	277	264	541	2	1	3	7,240	6,867	14,107
Tahun 2 / Year 2	5,182	4,798	9,980	1,309	1,243	2,552	199	173	372	264	287	551	1	3	4	6,955	6,504	13,459
Tahun 3 / Year 3	4,994	4,815	9,809	1,384	1,383	2,767	210	182	392	284	261	545	3	1	4	6,875	6,642	13,517
Tahun 4 / Year 4	4,917	4,888	9,805	1,427	1,396	2,823	187	225	412	270	232	502	1	0	1	6,802	6,741	13,543
Tahun 5 / Year 5	4,736	4,620	9,356	1,442	1,334	2,776	218	206	424	274	241	515	4	2	6	6,674	6,403	13,077
Tahun 6 / Year 6	4,597	4,524	9,121	1,407	1,341	2,748	215	224	439	246	207	453	5	4	9	6,470	6,300	12,770
KKBP / SCLD	977	435	1,412	127	50	177	35	11	46	0	0	0	4	2	6	1,143	498	1,641
SBJK / BJKS	0	0	0	0	0	0	0	0	0	0	0	0	0	0	0	0	0	0
<b>JUMLAH / TOTAL</b>	<b>30,821</b>	<b>29,204</b>	<b>60,025</b>	<b>8,449</b>	<b>8,031</b>	<b>16,480</b>	<b>1,254</b>	<b>1,215</b>	<b>2,469</b>	<b>1,615</b>	<b>1,492</b>	<b>3,107</b>	<b>20</b>	<b>13</b>	<b>33</b>	<b>42,159</b>	<b>39,955</b>	<b>82,114</b>

## Nota / Note :

Enrolmen Tahun 1 hingga Tahun 6 termasuk murid pendidikan khas PPKI / Enrolment in Year 1 to Year 6 includes pupils in SEIP

1.7.4A ENROLMEN PERINGKAT RENDAH DI SEKOLAH KERAJAAN DAN BANTUAN KERAJAAN MENGIKUT LOKASI (BANDAR) SEPERTI PADA 30 JUN 2018  
ENROLMENT AT PRIMARY LEVEL IN GOVERNMENT AND GOVERNMENT-AIDED SCHOOLS BY LOCATION (URBAN) AS OF 30th JUNE 2018

Tahun / Year	Kebangsaan * National			Jenis Kebangsaan (C) National Type (C)			Jenis Kebangsaan (T) National Type (T)			SABK GARS			Pendidikan Khas Special Education			Jumlah Total		
	L / M	P / F	J / T	L / M	P / F	J / T	L / M	P / F	J / T	L / M	P / F	J / T	L / M	P / F	J / T	L / M	P / F	J / T
Tahun 1 / Year 1	1,240	1,354	2,594	583	556	1,139	67	77	144	0	0	0	0	0	0	1,890	1,987	3,877
Tahun 2 / Year 2	1,230	1,312	2,542	576	549	1,125	79	57	136	0	0	0	0	0	0	1,885	1,918	3,803
Tahun 3 / Year 3	1,206	1,265	2,471	668	618	1,286	93	71	164	0	0	0	0	0	0	1,967	1,954	3,921
Tahun 4 / Year 4	1,156	1,289	2,445	621	643	1,264	78	88	166	0	0	0	0	0	0	1,855	2,020	3,875
Tahun 5 / Year 5	1,136	1,177	2,313	652	603	1,255	100	82	182	0	0	0	0	0	0	1,888	1,862	3,750
Tahun 6 / Year 6	1,067	1,173	2,240	641	610	1,251	99	92	191	0	0	0	0	0	0	1,807	1,875	3,682
KKBP / SCLD	237	117	354	67	31	98	23	10	33	0	0	0	0	0	0	327	158	485
SBJK / BJKS	0	0	0	0	0	0	0	0	0	0	0	0	0	0	0	0	0	0
<b>JUMLAH / TOTAL</b>	<b>7,272</b>	<b>7,687</b>	<b>14,959</b>	<b>3,808</b>	<b>3,610</b>	<b>7,418</b>	<b>539</b>	<b>477</b>	<b>1,016</b>	<b>0</b>	<b>0</b>	<b>0</b>	<b>0</b>	<b>0</b>	<b>0</b>	<b>11,619</b>	<b>11,774</b>	<b>23,393</b>

## Nota / Note :

Enrolmen Tahun 1 hingga Tahun 6 termasuk murid pendidikan khas PPKI / Enrolment in Year 1 to Year 6 includes pupils in SEIP

1.7.4B ENROLMEN PERINGKAT RENDAH DI SEKOLAH KERAJAAN DAN BANTUAN KERAJAAN MENGIKUT LOKASI (LUAR BANDAR) SEPERTI PADA 30 JUN 2018  
ENROLMENT AT PRIMARY LEVEL IN GOVERNMENT AND GOVERNMENT-AIDED SCHOOLS BY LOCATION (RURAL) AS OF 30th JUNE 2018

Tahun / Year	Kebangsaan * National			Jenis Kebangsaan (C) National Type (C)			Jenis Kebangsaan (T) National Type (T)			SABK GARS			Pendidikan Khas Special Education			Jumlah Total		
	L / M	P / F	J / T	L / M	P / F	J / T	L / M	P / F	J / T	L / M	P / F	J / T	L / M	P / F	J / T	L / M	P / F	J / T
Tahun 1 / Year 1	4,178	3,770	7,948	770	728	1,498	123	117	240	277	264	541	2	1	3	5,350	4,880	10,230
Tahun 2 / Year 2	3,952	3,486	7,438	733	694	1,427	120	116	236	264	287	551	1	3	4	5,070	4,586	9,656
Tahun 3 / Year 3	3,788	3,550	7,338	716	765	1,481	117	111	228	284	261	545	3	1	4	4,908	4,688	9,596
Tahun 4 / Year 4	3,761	3,599	7,360	806	753	1,559	109	137	246	270	232	502	1	0	1	4,947	4,721	9,668
Tahun 5 / Year 5	3,600	3,443	7,043	790	731	1,521	118	124	242	274	241	515	4	2	6	4,786	4,541	9,327
Tahun 6 / Year 6	3,530	3,351	6,881	766	731	1,497	116	132	248	246	207	453	5	4	9	4,663	4,425	9,088
KKBP / SCLD	740	318	1,058	60	19	79	12	1	13	0	0	0	4	2	6	816	340	1,156
SBJK / BJKS	0	0	0	0	0	0	0	0	0	0	0	0	0	0	0	0	0	0
<b>JUMLAH / TOTAL</b>	<b>23,549</b>	<b>21,517</b>	<b>45,066</b>	<b>4,641</b>	<b>4,421</b>	<b>9,062</b>	<b>715</b>	<b>738</b>	<b>1,453</b>	<b>1,615</b>	<b>1,492</b>	<b>3,107</b>	<b>20</b>	<b>13</b>	<b>33</b>	<b>30,540</b>	<b>28,181</b>	<b>58,721</b>

## Nota / Note :

Enrolmen Tahun 1 hingga Tahun 6 termasuk murid pendidikan khas PPKI / Enrolment in Year 1 to Year 6 includes pupils in SEIP

## NEGERI SEMBILAN

1.7.5 ENROLMEN PERINGKAT RENDAH DI SEKOLAH KERAJAAN DAN BANTUAN KERAJAAN SEPERTI PADA 30 JUN 2018  
ENROLMENT AT PRIMARY LEVEL IN GOVERNMENT AND GOVERNMENT-AIDED SCHOOLS AS OF 30th JUNE 2018

Tahun / Year	Kebangsaan * National			Jenis Kebangsaan (C) National Type (C)			Jenis Kebangsaan (T) National Type (T)			SABK GARS			Pendidikan Khas Special Education			Jumlah Total		
	L / M	P / F	J / T	L / M	P / F	J / T	L / M	P / F	J / T	L / M	P / F	J / T	L / M	P / F	J / T	L / M	P / F	J / T
Tahun 1 / Year 1	6,603	6,217	12,820	1,603	1,503	3,106	713	733	1,446	0	0	0	6	4	10	8,925	8,457	17,382
Tahun 2 / Year 2	6,371	6,139	12,510	1,466	1,456	2,922	715	730	1,445	0	0	0	3	3	6	8,555	8,328	16,883
Tahun 3 / Year 3	6,422	5,972	12,394	1,545	1,579	3,124	693	750	1,443	0	0	0	3	6	9	8,663	8,307	16,970
Tahun 4 / Year 4	6,229	5,963	12,192	1,615	1,613	3,228	738	730	1,468	0	0	0	3	2	5	8,585	8,308	16,893
Tahun 5 / Year 5	6,134	5,853	11,987	1,715	1,700	3,415	737	735	1,472	0	0	0	1	2	3	8,587	8,290	16,877
Tahun 6 / Year 6	5,913	5,732	11,645	1,652	1,547	3,199	684	694	1,378	0	0	0	3	8	11	8,252	7,981	16,233
KKBP / SCLD	823	345	1,168	39	13	52	56	25	81	0	0	0	0	0	0	918	383	1,301
SBJK / BJKS	0	0	0	0	0	0	0	0	0	0	0	0	0	0	0	0	0	0
<b>JUMLAH / TOTAL</b>	<b>38,495</b>	<b>36,221</b>	<b>74,716</b>	<b>9,635</b>	<b>9,411</b>	<b>19,046</b>	<b>4,336</b>	<b>4,397</b>	<b>8,733</b>	<b>0</b>	<b>0</b>	<b>0</b>	<b>19</b>	<b>25</b>	<b>44</b>	<b>52,485</b>	<b>50,054</b>	<b>102,539</b>

## Nota / Note :

Enrolmen Tahun 1 hingga Tahun 6 termasuk murid pendidikan khas PPKI / Enrolment in Year 1 to Year 6 includes pupils in SEIP

1.7.5A ENROLMEN PERINGKAT RENDAH DI SEKOLAH KERAJAAN DAN BANTUAN KERAJAAN MENGIKUT LOKASI (BANDAR) SEPERTI PADA 30 JUN 2018  
ENROLMENT AT PRIMARY LEVEL IN GOVERNMENT AND GOVERNMENT-AIDED SCHOOLS BY LOCATION (URBAN) AS OF 30th JUNE 2018

Tahun / Year	Kebangsaan * National			Jenis Kebangsaan (C) National Type (C)			Jenis Kebangsaan (T) National Type (T)			SABK GARS			Pendidikan Khas Special Education			Jumlah Total		
	L / M	P / F	J / T	L / M	P / F	J / T	L / M	P / F	J / T	L / M	P / F	J / T	L / M	P / F	J / T	L / M	P / F	J / T
Tahun 1 / Year 1	3,274	3,090	6,364	1,103	1,041	2,144	364	385	749	0	0	0	6	4	10	4,747	4,520	9,267
Tahun 2 / Year 2	3,160	3,002	6,162	989	1,004	1,993	369	374	743	0	0	0	3	3	6	4,521	4,383	8,904
Tahun 3 / Year 3	3,252	2,931	6,183	1,044	1,080	2,124	351	369	720	0	0	0	3	6	9	4,650	4,386	9,036
Tahun 4 / Year 4	3,050	3,021	6,071	1,111	1,104	2,215	371	376	747	0	0	0	3	2	5	4,535	4,503	9,038
Tahun 5 / Year 5	3,124	2,956	6,080	1,174	1,184	2,358	364	406	770	0	0	0	1	2	3	4,663	4,548	9,211
Tahun 6 / Year 6	3,007	2,880	5,887	1,166	1,103	2,269	342	364	706	0	0	0	3	8	11	4,518	4,355	8,873
KKBP / SCLD	455	180	635	27	11	38	36	14	50	0	0	0	0	0	0	518	205	723
SBJK / BJKS	0	0	0	0	0	0	0	0	0	0	0	0	0	0	0	0	0	0
<b>JUMLAH / TOTAL</b>	<b>19,322</b>	<b>18,060</b>	<b>37,382</b>	<b>6,614</b>	<b>6,527</b>	<b>13,141</b>	<b>2,197</b>	<b>2,288</b>	<b>4,485</b>	<b>0</b>	<b>0</b>	<b>0</b>	<b>19</b>	<b>25</b>	<b>44</b>	<b>28,152</b>	<b>26,900</b>	<b>55,052</b>

## Nota / Note :

Enrolmen Tahun 1 hingga Tahun 6 termasuk murid pendidikan khas PPKI / Enrolment in Year 1 to Year 6 includes pupils in SEIP

1.7.5B ENROLMEN PERINGKAT RENDAH DI SEKOLAH KERAJAAN DAN BANTUAN KERAJAAN MENGIKUT LOKASI (LUAR BANDAR) SEPERTI PADA 30 JUN 2018  
ENROLMENT AT PRIMARY LEVEL IN GOVERNMENT AND GOVERNMENT-AIDED SCHOOLS BY LOCATION (RURAL) AS OF 30th JUNE 2018

Tahun / Year	Kebangsaan * National			Jenis Kebangsaan (C) National Type (C)			Jenis Kebangsaan (T) National Type (T)			SABK GARS			Pendidikan Khas Special Education			Jumlah Total		
	L / M	P / F	J / T	L / M	P / F	J / T	L / M	P / F	J / T	L / M	P / F	J / T	L / M	P / F	J / T	L / M	P / F	J / T
Tahun 1 / Year 1	3,329	3,127	6,456	500	462	962	349	348	697	0	0	0	0	0	0	4,178	3,937	8,115
Tahun 2 / Year 2	3,211	3,137	6,348	477	452	929	346	356	702	0	0	0	0	0	0	4,034	3,945	7,979
Tahun 3 / Year 3	3,170	3,041	6,211	501	499	1,000	342	381	723	0	0	0	0	0	0	4,013	3,921	7,934
Tahun 4 / Year 4	3,179	2,942	6,121	504	509	1,013	367	354	721	0	0	0	0	0	0	4,050	3,805	7,855
Tahun 5 / Year 5	3,010	2,897	5,907	541	516	1,057	373	329	702	0	0	0	0	0	0	3,924	3,742	7,666
Tahun 6 / Year 6	2,906	2,852	5,758	486	444	930	342	330	672	0	0	0	0	0	0	3,734	3,626	7,360
KKBP / SCLD	368	165	533	12	2	14	20	11	31	0	0	0	0	0	0	400	178	578
SBJK / BJKS	0	0	0	0	0	0	0	0	0	0	0	0	0	0	0	0	0	0
<b>JUMLAH / TOTAL</b>	<b>19,173</b>	<b>18,161</b>	<b>37,334</b>	<b>3,021</b>	<b>2,884</b>	<b>5,905</b>	<b>2,139</b>	<b>2,109</b>	<b>4,248</b>	<b>0</b>	<b>0</b>	<b>0</b>	<b>0</b>	<b>0</b>	<b>0</b>	<b>24,333</b>	<b>23,154</b>	<b>47,487</b>

## Nota / Note :

Enrolmen Tahun 1 hingga Tahun 6 termasuk murid pendidikan khas PPKI / Enrolment in Year 1 to Year 6 includes pupils in SEIP

## PAHANG

1.7.6 ENROLMEN PERINGKAT RENDAH DI SEKOLAH KERAJAAN DAN BANTUAN KERAJAAN SEPerti PADA 30 JUN 2018  
ENROLMENT AT PRIMARY LEVEL IN GOVERNMENT AND GOVERNMENT-AIDED SCHOOLS AS OF 30th JUNE 2018

Tahun / Year	Kebangsaan * National			Jenis Kebangsaan (C) National Type (C)			Jenis Kebangsaan (T) National Type (T)			SABK GARS			Pendidikan Khas Special Education			Jumlah Total		
	L / M	P / F	J / T	L / M	P / F	J / T	L / M	P / F	J / T	L / M	P / F	J / T	L / M	P / F	J / T	L / M	P / F	J / T
Tahun 1 / Year 1	10,969	10,213	21,182	1,468	1,571	3,039	257	224	481	55	38	93	2	6	8	12,751	12,052	24,803
Tahun 2 / Year 2	10,572	10,237	20,809	1,449	1,493	2,942	211	223	434	73	52	125	4	3	7	12,309	12,008	24,317
Tahun 3 / Year 3	10,686	10,091	20,777	1,521	1,454	2,975	208	201	409	77	47	124	5	4	9	12,497	11,797	24,294
Tahun 4 / Year 4	10,365	9,850	20,215	1,532	1,474	3,006	247	209	456	54	50	104	7	4	11	12,205	11,587	23,792
Tahun 5 / Year 5	9,880	9,726	19,606	1,531	1,503	3,034	227	221	448	42	33	75	5	1	6	11,685	11,484	23,169
Tahun 6 / Year 6	9,860	9,539	19,399	1,467	1,438	2,905	247	219	466	41	26	67	5	3	8	11,620	11,225	22,845
KKBP / SCLD	1,686	764	2,450	23	5	28	0	0	0	0	0	0	0	0	0	1,709	769	2,478
SBJK / BJKS	0	0	0	0	0	0	0	0	0	0	0	0	0	0	0	0	0	0
<b>JUMLAH / TOTAL</b>	<b>64,018</b>	<b>60,420</b>	<b>124,438</b>	<b>8,991</b>	<b>8,938</b>	<b>17,929</b>	<b>1,397</b>	<b>1,297</b>	<b>2,694</b>	<b>342</b>	<b>246</b>	<b>588</b>	<b>28</b>	<b>21</b>	<b>49</b>	<b>74,776</b>	<b>70,922</b>	<b>145,698</b>

## Nota / Note :

Enrolmen Tahun 1 hingga Tahun 6 termasuk murid pendidikan khas PPKI / Enrolment in Year 1 to Year 6 includes pupils in SEIP

1.7.6A ENROLMEN PERINGKAT RENDAH DI SEKOLAH KERAJAAN DAN BANTUAN KERAJAAN MENGIKUT LOKASI (BANDAR) SEPerti PADA 30 JUN 2018  
ENROLMENT AT PRIMARY LEVEL IN GOVERNMENT AND GOVERNMENT-AIDED SCHOOLS BY LOCATION (URBAN) AS OF 30th JUNE 2018

Tahun / Year	Kebangsaan * National			Jenis Kebangsaan (C) National Type (C)			Jenis Kebangsaan (T) National Type (T)			SABK GARS			Pendidikan Khas Special Education			Jumlah Total		
	L / M	P / F	J / T	L / M	P / F	J / T	L / M	P / F	J / T	L / M	P / F	J / T	L / M	P / F	J / T	L / M	P / F	J / T
Tahun 1 / Year 1	3,115	2,827	5,942	848	907	1,755	99	90	189	0	0	0	2	6	8	4,064	3,830	7,894
Tahun 2 / Year 2	2,986	2,832	5,818	812	834	1,646	78	84	162	0	0	0	4	3	7	3,880	3,753	7,633
Tahun 3 / Year 3	2,981	2,811	5,792	880	841	1,721	83	78	161	0	0	0	5	4	9	3,949	3,734	7,683
Tahun 4 / Year 4	2,837	2,679	5,516	878	868	1,746	82	75	157	0	0	0	7	4	11	3,804	3,626	7,430
Tahun 5 / Year 5	2,724	2,655	5,379	891	858	1,749	80	69	149	0	0	0	5	1	6	3,700	3,583	7,283
Tahun 6 / Year 6	2,661	2,596	5,257	839	843	1,682	90	96	186	0	0	0	5	3	8	3,595	3,538	7,133
KKBP / SCLD	594	270	864	0	0	0	0	0	0	0	0	0	0	0	0	594	270	864
SBJK / BJKS	0	0	0	0	0	0	0	0	0	0	0	0	0	0	0	0	0	0
<b>JUMLAH / TOTAL</b>	<b>17,898</b>	<b>16,670</b>	<b>34,568</b>	<b>5,148</b>	<b>5,151</b>	<b>10,299</b>	<b>512</b>	<b>492</b>	<b>1,004</b>	<b>0</b>	<b>0</b>	<b>0</b>	<b>28</b>	<b>21</b>	<b>49</b>	<b>23,586</b>	<b>22,334</b>	<b>45,920</b>

## Nota / Note :

Enrolmen Tahun 1 hingga Tahun 6 termasuk murid pendidikan khas PPKI / Enrolment in Year 1 to Year 6 includes pupils in SEIP

1.7.6B ENROLMEN PERINGKAT RENDAH DI SEKOLAH KERAJAAN DAN BANTUAN KERAJAAN MENGIKUT LOKASI (LUAR BANDAR) SEPerti PADA 30 JUN 2018  
ENROLMENT AT PRIMARY LEVEL IN GOVERNMENT AND GOVERNMENT-AIDED SCHOOLS BY LOCATION (RURAL) AS OF 30th JUNE 2018

Tahun / Year	Kebangsaan * National			Jenis Kebangsaan (C) National Type (C)			Jenis Kebangsaan (T) National Type (T)			SABK GARS			Pendidikan Khas Special Education			Jumlah Total		
	L / M	P / F	J / T	L / M	P / F	J / T	L / M	P / F	J / T	L / M	P / F	J / T	L / M	P / F	J / T	L / M	P / F	J / T
Tahun 1 / Year 1	7,854	7,386	15,240	620	664	1,284	158	134	292	55	38	93	0	0	0	8,687	8,222	16,909
Tahun 2 / Year 2	7,586	7,405	14,991	637	659	1,296	133	139	272	73	52	125	0	0	0	8,429	8,255	16,684
Tahun 3 / Year 3	7,705	7,280	14,985	641	613	1,254	125	123	248	77	47	124	0	0	0	8,548	8,063	16,611
Tahun 4 / Year 4	7,528	7,171	14,699	654	606	1,260	165	134	299	54	50	104	0	0	0	8,401	7,961	16,362
Tahun 5 / Year 5	7,156	7,071	14,227	640	645	1,285	147	152	299	42	33	75	0	0	0	7,985	7,901	15,886
Tahun 6 / Year 6	7,199	6,943	14,142	628	595	1,223	157	123	280	41	26	67	0	0	0	8,025	7,687	15,712
KKBP / SCLD	1,092	494	1,586	23	5	28	0	0	0	0	0	0	0	0	0	1,115	499	1,614
SBJK / BJKS	0	0	0	0	0	0	0	0	0	0	0	0	0	0	0	0	0	0
<b>JUMLAH / TOTAL</b>	<b>46,120</b>	<b>43,750</b>	<b>89,870</b>	<b>3,843</b>	<b>3,787</b>	<b>7,630</b>	<b>885</b>	<b>805</b>	<b>1,690</b>	<b>342</b>	<b>246</b>	<b>588</b>	<b>0</b>	<b>0</b>	<b>0</b>	<b>51,190</b>	<b>48,588</b>	<b>99,778</b>

## Nota / Note :

Enrolmen Tahun 1 hingga Tahun 6 termasuk murid pendidikan khas PPKI / Enrolment in Year 1 to Year 6 includes pupils in SEIP

\* Termasuk enrolmen Tahun 4-6 di Sekolah Model Khas dan Sekolah Sukan / Including enrolment in Year 4-6 in Special Model Schools and Sports Schools

## PERAK

1.7.7 ENROLMEN PERINGKAT RENDAH DI SEKOLAH KERAJAAN DAN BANTUAN KERAJAAN SEPERTI PADA 30 JUN 2018  
ENROLMENT AT PRIMARY LEVEL IN GOVERNMENT AND GOVERNMENT-AIDED SCHOOLS AS OF 30th JUNE 2018

Tahun / Year	Kebangsaan * National			Jenis Kebangsaan (C) National Type (C)			Jenis Kebangsaan (T) National Type (T)			SABK GARS			Pendidikan Khas Special Education			Jumlah Total		
	L / M	P / F	J / T	L / M	P / F	J / T	L / M	P / F	J / T	L / M	P / F	J / T	L / M	P / F	J / T	L / M	P / F	J / T
Tahun 1 / Year 1	12,443	11,668	24,111	3,691	3,458	7,149	1,028	958	1,986	46	47	93	7	3	10	17,215	16,134	33,349
Tahun 2 / Year 2	11,833	11,477	23,310	3,559	3,343	6,902	995	963	1,958	50	45	95	1	9	10	16,438	15,837	32,275
Tahun 3 / Year 3	11,955	11,556	23,511	3,730	3,626	7,356	977	1,050	2,027	43	43	86	2	5	7	16,707	16,280	32,987
Tahun 4 / Year 4	11,975	11,566	23,541	3,832	3,662	7,494	1,016	1,034	2,050	38	37	75	4	2	6	16,865	16,301	33,166
Tahun 5 / Year 5	11,747	11,255	23,002	3,905	3,727	7,632	992	1,065	2,057	39	36	75	3	1	4	16,686	16,084	32,770
Tahun 6 / Year 6	11,646	11,197	22,843	3,934	3,681	7,615	1,029	1,039	2,068	34	29	63	7	5	12	16,650	15,951	32,601
KKBP / SCLD	2,302	1,011	3,313	99	44	143	0	0	0	0	0	0	20	5	25	2,421	1,060	3,481
SBJK / BJKS	0	0	0	0	0	0	0	0	0	0	0	0	0	0	0	0	0	0
<b>JUMLAH / TOTAL</b>	<b>73,901</b>	<b>69,730</b>	<b>143,631</b>	<b>22,750</b>	<b>21,541</b>	<b>44,291</b>	<b>6,037</b>	<b>6,109</b>	<b>12,146</b>	<b>250</b>	<b>237</b>	<b>487</b>	<b>44</b>	<b>30</b>	<b>74</b>	<b>102,982</b>	<b>97,647</b>	<b>200,629</b>

## Nota / Note :

Enrolmen Tahun 1 hingga Tahun 6 termasuk murid pendidikan khas PPKI / Enrolment in Year 1 to Year 6 includes pupils in SEIP

\* Termasuk enrolmen Tahun 4-6 di Sekolah Model Khas / Including enrolment in Year 4-6 in Special Model School

1.7.7A ENROLMEN PERINGKAT RENDAH DI SEKOLAH KERAJAAN DAN BANTUAN KERAJAAN MENGIKUT LOKASI (BANDAR) SEPERTI PADA 30 JUN 2018  
ENROLMENT AT PRIMARY LEVEL IN GOVERNMENT AND GOVERNMENT-AIDED SCHOOLS BY LOCATION (URBAN) AS OF 30th JUNE 2018

Tahun / Year	Kebangsaan * National			Jenis Kebangsaan (C) National Type (C)			Jenis Kebangsaan (T) National Type (T)			SABK GARS			Pendidikan Khas Special Education			Jumlah Total		
	L / M	P / F	J / T	L / M	P / F	J / T	L / M	P / F	J / T	L / M	P / F	J / T	L / M	P / F	J / T	L / M	P / F	J / T
Tahun 1 / Year 1	5,109	4,761	9,870	2,177	2,029	4,206	469	473	942	0	0	0	7	3	10	7,762	7,266	15,028
Tahun 2 / Year 2	4,828	4,714	9,542	2,076	1,947	4,023	468	479	947	0	0	0	1	9	10	7,373	7,149	14,522
Tahun 3 / Year 3	4,872	4,755	9,627	2,159	2,166	4,325	446	515	961	0	0	0	2	5	7	7,479	7,441	14,920
Tahun 4 / Year 4	4,893	4,748	9,641	2,274	2,152	4,426	455	524	979	0	0	0	4	2	6	7,626	7,426	15,052
Tahun 5 / Year 5	4,749	4,651	9,400	2,289	2,249	4,538	472	530	1,002	0	0	0	3	1	4	7,513	7,431	14,944
Tahun 6 / Year 6	4,728	4,470	9,198	2,362	2,203	4,565	510	518	1,028	0	0	0	7	5	12	7,607	7,196	14,803
KKBP / SCLD	859	382	1,241	59	30	89	0	0	0	0	0	0	20	5	25	938	417	1,355
SBJK / BJKS	0	0	0	0	0	0	0	0	0	0	0	0	0	0	0	0	0	0
<b>JUMLAH / TOTAL</b>	<b>30,038</b>	<b>28,481</b>	<b>58,519</b>	<b>13,396</b>	<b>12,776</b>	<b>26,172</b>	<b>2,820</b>	<b>3,039</b>	<b>5,859</b>	<b>0</b>	<b>0</b>	<b>0</b>	<b>44</b>	<b>30</b>	<b>74</b>	<b>46,298</b>	<b>44,326</b>	<b>90,624</b>

## Nota / Note :

Enrolmen Tahun 1 hingga Tahun 6 termasuk murid pendidikan khas PPKI / Enrolment in Year 1 to Year 6 includes pupils in SEIP

\* Termasuk enrolmen Tahun 4-6 di Sekolah Model Khas / Including enrolment in Year 4-6 in Special Model School

1.7.7B ENROLMEN PERINGKAT RENDAH DI SEKOLAH KERAJAAN DAN BANTUAN KERAJAAN MENGIKUT LOKASI (LUAR BANDAR) SEPERTI PADA 30 JUN 2018  
ENROLMENT AT PRIMARY LEVEL IN GOVERNMENT AND GOVERNMENT-AIDED SCHOOLS BY LOCATION (RURAL) AS OF 30th JUNE 2018

Tahun / Year	Kebangsaan * National			Jenis Kebangsaan (C) National Type (C)			Jenis Kebangsaan (T) National Type (T)			SABK GARS			Pendidikan Khas Special Education			Jumlah Total		
	L / M	P / F	J / T	L / M	P / F	J / T	L / M	P / F	J / T	L / M	P / F	J / T	L / M	P / F	J / T	L / M	P / F	J / T
Tahun 1 / Year 1	7,334	6,907	14,241	1,514	1,429	2,943	559	485	1,044	46	47	93	0	0	0	9,453	8,868	18,321
Tahun 2 / Year 2	7,005	6,763	13,768	1,483	1,396	2,879	527	484	1,011	50	45	95	0	0	0	9,065	8,688	17,753
Tahun 3 / Year 3	7,083	6,801	13,884	1,571	1,460	3,031	531	535	1,066	43	43	86	0	0	0	9,228	8,839	18,067
Tahun 4 / Year 4	7,082	6,818	13,900	1,558	1,510	3,068	561	510	1,071	38	37	75	0	0	0	9,239	8,875	18,114
Tahun 5 / Year 5	6,998	6,604	13,602	1,616	1,478	3,094	520	535	1,055	39	36	75	0	0	0	9,173	8,653	17,826
Tahun 6 / Year 6	6,918	6,727	13,645	1,572	1,478	3,050	519	521	1,040	34	29	63	0	0	0	9,043	8,755	17,798
KKBP / SCLD	1,443	629	2,072	40	14	54	0	0	0	0	0	0	0	0	0	1,483	643	2,126
SBJK / BJKS	0	0	0	0	0	0	0	0	0	0	0	0	0	0	0	0	0	0
<b>JUMLAH / TOTAL</b>	<b>43,863</b>	<b>41,249</b>	<b>85,112</b>	<b>9,354</b>	<b>8,765</b>	<b>18,119</b>	<b>3,217</b>	<b>3,070</b>	<b>6,287</b>	<b>250</b>	<b>237</b>	<b>487</b>	<b>0</b>	<b>0</b>	<b>0</b>	<b>56,684</b>	<b>53,321</b>	<b>110,005</b>

## Nota / Note :

Enrolmen Tahun 1 hingga Tahun 6 termasuk murid pendidikan khas PPKI / Enrolment in Year 1 to Year 6 includes pupils in SEIP

\* Termasuk enrolmen Tahun 4-6 di Sekolah Model Khas / Including enrolment in Year 4-6 in Special Model School

## PERLIS

1.7.8 ENROLMEN PERINGKAT RENDAH DI SEKOLAH KERAJAAN DAN BANTUAN KERAJAAN SEPerti PADA 30 JUN 2018  
ENROLMENT AT PRIMARY LEVEL IN GOVERNMENT AND GOVERNMENT-AIDED SCHOOLS AS OF 30th JUNE 2018

Tahun / Year	Kebangsaan * National			Jenis Kebangsaan (C) National Type (C)			Jenis Kebangsaan (T) National Type (T)			SABK GARS			Pendidikan Khas Special Education			Jumlah Total		
	L / M	P / F	J / T	L / M	P / F	J / T	L / M	P / F	J / T	L / M	P / F	J / T	L / M	P / F	J / T	L / M	P / F	J / T
Tahun 1 / Year 1	1,712	1,573	3,285	149	170	319	7	5	12	124	140	264	7	2	9	1,999	1,890	3,889
Tahun 2 / Year 2	1,702	1,553	3,255	140	161	301	4	11	15	132	122	254	6	10	16	1,984	1,857	3,841
Tahun 3 / Year 3	1,715	1,645	3,360	171	137	308	8	1	9	131	126	257	8	3	11	2,033	1,912	3,945
Tahun 4 / Year 4	1,693	1,602	3,295	154	172	326	7	5	12	125	117	242	6	2	8	1,985	1,898	3,883
Tahun 5 / Year 5	1,610	1,571	3,181	163	145	308	4	2	6	111	124	235	5	2	7	1,893	1,844	3,737
Tahun 6 / Year 6	1,523	1,489	3,012	166	134	300	6	5	11	113	118	231	6	3	9	1,814	1,749	3,563
KKBP / SCLD	274	116	390	0	0	0	0	0	0	0	0	0	0	0	0	274	116	390
SBJK / BJKS	0	0	0	0	0	0	0	0	0	0	0	0	0	0	0	0	0	0
<b>JUMLAH / TOTAL</b>	<b>10,229</b>	<b>9,549</b>	<b>19,778</b>	<b>943</b>	<b>919</b>	<b>1,862</b>	<b>36</b>	<b>29</b>	<b>65</b>	<b>736</b>	<b>747</b>	<b>1,483</b>	<b>38</b>	<b>22</b>	<b>60</b>	<b>11,982</b>	<b>11,266</b>	<b>23,248</b>

## Nota / Note :

Enrolmen Tahun 1 hingga Tahun 6 termasuk murid pendidikan khas PPKI / Enrolment in Year 1 to Year 6 includes pupils in SEIP

1.7.8A ENROLMEN PERINGKAT RENDAH DI SEKOLAH KERAJAAN DAN BANTUAN KERAJAAN MENGIKUT LOKASI (BANDAR) SEPerti PADA 30 JUN 2018  
ENROLMENT AT PRIMARY LEVEL IN GOVERNMENT AND GOVERNMENT-AIDED SCHOOLS BY LOCATION (URBAN) AS OF 30th JUNE 2018

Tahun / Year	Kebangsaan * National			Jenis Kebangsaan (C) National Type (C)			Jenis Kebangsaan (T) National Type (T)			SABK GARS			Pendidikan Khas Special Education			Jumlah Total		
	L / M	P / F	J / T	L / M	P / F	J / T	L / M	P / F	J / T	L / M	P / F	J / T	L / M	P / F	J / T	L / M	P / F	J / T
Tahun 1 / Year 1	437	382	819	71	72	143	7	5	12	0	0	0	7	2	9	522	461	983
Tahun 2 / Year 2	413	384	797	65	87	152	4	11	15	0	0	0	6	10	16	488	492	980
Tahun 3 / Year 3	440	418	858	82	64	146	8	1	9	0	0	0	8	3	11	538	486	1,024
Tahun 4 / Year 4	404	389	793	83	88	171	7	5	12	0	0	0	6	2	8	500	484	984
Tahun 5 / Year 5	417	395	812	78	78	156	4	2	6	0	0	0	5	2	7	504	477	981
Tahun 6 / Year 6	379	340	719	83	63	146	6	5	11	0	0	0	6	3	9	474	411	885
KKBP / SCLD	81	32	113	0	0	0	0	0	0	0	0	0	0	0	0	81	32	113
SBJK / BJKS	0	0	0	0	0	0	0	0	0	0	0	0	0	0	0	0	0	0
<b>JUMLAH / TOTAL</b>	<b>2,571</b>	<b>2,340</b>	<b>4,911</b>	<b>462</b>	<b>452</b>	<b>914</b>	<b>36</b>	<b>29</b>	<b>65</b>	<b>0</b>	<b>0</b>	<b>0</b>	<b>38</b>	<b>22</b>	<b>60</b>	<b>3,107</b>	<b>2,843</b>	<b>5,950</b>

## Nota / Note :

Enrolmen Tahun 1 hingga Tahun 6 termasuk murid pendidikan khas PPKI / Enrolment in Year 1 to Year 6 includes pupils in SEIP

1.7.8B ENROLMEN PERINGKAT RENDAH DI SEKOLAH KERAJAAN DAN BANTUAN KERAJAAN MENGIKUT LOKASI (LUAR BANDAR) SEPerti PADA 30 JUN 2018  
ENROLMENT AT PRIMARY LEVEL IN GOVERNMENT AND GOVERNMENT-AIDED SCHOOLS BY LOCATION (RURAL) AS OF 30th JUNE 2018

Tahun / Year	Kebangsaan * National			Jenis Kebangsaan (C) National Type (C)			Jenis Kebangsaan (T) National Type (T)			SABK GARS			Pendidikan Khas Special Education			Jumlah Total		
	L / M	P / F	J / T	L / M	P / F	J / T	L / M	P / F	J / T	L / M	P / F	J / T	L / M	P / F	J / T	L / M	P / F	J / T
Tahun 1 / Year 1	1,275	1,191	2,466	78	98	176	0	0	0	124	140	264	0	0	0	1,477	1,429	2,906
Tahun 2 / Year 2	1,289	1,169	2,458	75	74	149	0	0	0	132	122	254	0	0	0	1,496	1,365	2,861
Tahun 3 / Year 3	1,275	1,227	2,502	89	73	162	0	0	0	131	126	257	0	0	0	1,495	1,426	2,921
Tahun 4 / Year 4	1,289	1,213	2,502	71	84	155	0	0	0	125	117	242	0	0	0	1,485	1,414	2,899
Tahun 5 / Year 5	1,193	1,176	2,369	85	67	152	0	0	0	111	124	235	0	0	0	1,389	1,367	2,756
Tahun 6 / Year 6	1,144	1,149	2,293	83	71	154	0	0	0	113	118	231	0	0	0	1,340	1,338	2,678
KKBP / SCLD	193	84	277	0	0	0	0	0	0	0	0	0	0	0	0	193	84	277
SBJK / BJKS	0	0	0	0	0	0	0	0	0	0	0	0	0	0	0	0	0	0
<b>JUMLAH / TOTAL</b>	<b>7,658</b>	<b>7,209</b>	<b>14,867</b>	<b>481</b>	<b>467</b>	<b>948</b>	<b>0</b>	<b>0</b>	<b>0</b>	<b>736</b>	<b>747</b>	<b>1,483</b>	<b>0</b>	<b>0</b>	<b>0</b>	<b>8,875</b>	<b>8,423</b>	<b>17,298</b>

## Nota / Note :

Enrolmen Tahun 1 hingga Tahun 6 termasuk murid pendidikan khas PPKI / Enrolment in Year 1 to Year 6 includes pupils in SEIP

## PULAU PINANG

1.7.9 ENROLMEN PERINGKAT RENDAH DI SEKOLAH KERAJAAN DAN BANTUAN KERAJAAN SEPerti PADA 30 JUN 2018  
ENROLMENT AT PRIMARY LEVEL IN GOVERNMENT AND GOVERNMENT-AIDED SCHOOLS AS OF 30th JUNE 2018

Tahun / Year	Kebangsaan * National			Jenis Kebangsaan (C) National Type (C)			Jenis Kebangsaan (T) National Type (T)			SABK GARS			Pendidikan Khas Special Education			Jumlah Total		
	L / M	P / F	J / T	L / M	P / F	J / T	L / M	P / F	J / T	L / M	P / F	J / T	L / M	P / F	J / T	L / M	P / F	J / T
Tahun 1 / Year 1	6,789	6,471	13,260	4,055	3,614	7,669	479	470	949	31	32	63	9	4	13	11,363	10,591	21,954
Tahun 2 / Year 2	6,487	6,346	12,833	3,511	3,336	6,847	398	447	845	29	31	60	13	6	19	10,438	10,166	20,604
Tahun 3 / Year 3	6,778	6,541	13,319	3,928	3,657	7,585	502	452	954	31	29	60	10	8	18	11,249	10,687	21,936
Tahun 4 / Year 4	6,639	6,308	12,947	4,127	3,951	8,078	444	451	895	24	36	60	9	5	14	11,243	10,751	21,994
Tahun 5 / Year 5	6,420	6,332	12,752	3,895	3,737	7,632	470	420	890	34	26	60	12	5	17	10,831	10,520	21,351
Tahun 6 / Year 6	6,434	6,117	12,551	3,942	3,548	7,490	444	398	842	28	26	54	11	13	24	10,859	10,102	20,961
KKBP / SCLD	910	397	1,307	48	27	75	6	2	8	0	0	0	0	0	0	964	426	1,390
SBJK / BJKS	0	0	0	0	0	0	0	0	0	0	0	0	0	0	0	0	0	0
<b>JUMLAH / TOTAL</b>	<b>40,457</b>	<b>38,512</b>	<b>78,969</b>	<b>23,506</b>	<b>21,870</b>	<b>45,376</b>	<b>2,743</b>	<b>2,640</b>	<b>5,383</b>	<b>177</b>	<b>180</b>	<b>357</b>	<b>64</b>	<b>41</b>	<b>105</b>	<b>66,947</b>	<b>63,243</b>	<b>130,190</b>

## Nota / Note :

Enrolmen Tahun 1 hingga Tahun 6 termasuk murid pendidikan khas PPKI / Enrolment in Year 1 to Year 6 includes pupils in SEIP

\* Termasuk enrolmen Tahun 4-6 di Sekolah Model Khas / Including enrolment in Year 4-6 in Special Model School

1.7.9A ENROLMEN PERINGKAT RENDAH DI SEKOLAH KERAJAAN DAN BANTUAN KERAJAAN MENGIKUT LOKASI (BANDAR) SEPerti PADA 30 JUN 2018  
ENROLMENT AT PRIMARY LEVEL IN GOVERNMENT AND GOVERNMENT-AIDED SCHOOLS BY LOCATION (URBAN) AS OF 30th JUNE 2018

Tahun / Year	Kebangsaan * National			Jenis Kebangsaan (C) National Type (C)			Jenis Kebangsaan (T) National Type (T)			SABK GARS			Pendidikan Khas Special Education			Jumlah Total		
	L / M	P / F	J / T	L / M	P / F	J / T	L / M	P / F	J / T	L / M	P / F	J / T	L / M	P / F	J / T	L / M	P / F	J / T
Tahun 1 / Year 1	2,754	2,548	5,302	2,860	2,513	5,373	241	234	475	31	32	63	8	4	12	5,894	5,331	11,225
Tahun 2 / Year 2	2,506	2,542	5,048	2,454	2,319	4,773	194	196	390	29	31	60	11	4	15	5,194	5,092	10,286
Tahun 3 / Year 3	2,651	2,648	5,299	2,680	2,533	5,213	229	217	446	31	29	60	7	6	13	5,598	5,433	11,031
Tahun 4 / Year 4	2,630	2,508	5,138	2,890	2,743	5,633	211	199	410	24	36	60	7	5	12	5,762	5,491	11,253
Tahun 5 / Year 5	2,504	2,545	5,049	2,696	2,654	5,350	221	202	423	34	26	60	9	4	13	5,464	5,431	10,895
Tahun 6 / Year 6	2,477	2,447	4,924	2,692	2,446	5,138	233	195	428	28	26	54	9	8	17	5,439	5,122	10,561
KKBP / SCLD	431	173	604	48	27	75	6	2	8	0	0	0	0	0	0	485	202	687
SBJK / BJKS	0	0	0	0	0	0	0	0	0	0	0	0	0	0	0	0	0	0
<b>JUMLAH / TOTAL</b>	<b>15,953</b>	<b>15,411</b>	<b>31,364</b>	<b>16,320</b>	<b>15,235</b>	<b>31,555</b>	<b>1,335</b>	<b>1,245</b>	<b>2,580</b>	<b>177</b>	<b>180</b>	<b>357</b>	<b>51</b>	<b>31</b>	<b>82</b>	<b>33,836</b>	<b>32,102</b>	<b>65,938</b>

## Nota / Note :

Enrolmen Tahun 1 hingga Tahun 6 termasuk murid pendidikan khas PPKI / Enrolment in Year 1 to Year 6 includes pupils in SEIP

1.7.9B ENROLMEN PERINGKAT RENDAH DI SEKOLAH KERAJAAN DAN BANTUAN KERAJAAN MENGIKUT LOKASI (LUAR BANDAR) SEPerti PADA 30 JUN 2018  
ENROLMENT AT PRIMARY LEVEL IN GOVERNMENT AND GOVERNMENT-AIDED SCHOOLS BY LOCATION (RURAL) AS OF 30th JUNE 2018

Tahun / Year	Kebangsaan * National			Jenis Kebangsaan (C) National Type (C)			Jenis Kebangsaan (T) National Type (T)			SABK GARS			Pendidikan Khas Special Education			Jumlah Total		
	L / M	P / F	J / T	L / M	P / F	J / T	L / M	P / F	J / T	L / M	P / F	J / T	L / M	P / F	J / T	L / M	P / F	J / T
Tahun 1 / Year 1	4,035	3,923	7,958	1,195	1,101	2,296	238	236	474	0	0	0	1	0	1	5,469	5,260	10,729
Tahun 2 / Year 2	3,981	3,804	7,785	1,057	1,017	2,074	204	251	455	0	0	0	2	2	4	5,244	5,074	10,318
Tahun 3 / Year 3	4,127	3,893	8,020	1,248	1,124	2,372	273	235	508	0	0	0	3	2	5	5,651	5,254	10,905
Tahun 4 / Year 4	4,009	3,800	7,809	1,237	1,208	2,445	233	252	485	0	0	0	2	0	2	5,481	5,260	10,741
Tahun 5 / Year 5	3,916	3,787	7,703	1,199	1,083	2,282	249	218	467	0	0	0	3	1	4	5,367	5,089	10,456
Tahun 6 / Year 6	3,957	3,670	7,627	1,250	1,102	2,352	211	203	414	0	0	0	2	5	7	5,420	4,980	10,400
KKBP / SCLD	479	224	703	0	0	0	0	0	0	0	0	0	0	0	0	479	224	703
SBJK / BJKS	0	0	0	0	0	0	0	0	0	0	0	0	0	0	0	0	0	0
<b>JUMLAH / TOTAL</b>	<b>24,504</b>	<b>23,101</b>	<b>47,605</b>	<b>7,186</b>	<b>6,635</b>	<b>13,821</b>	<b>1,408</b>	<b>1,395</b>	<b>2,803</b>	<b>0</b>	<b>0</b>	<b>0</b>	<b>13</b>	<b>10</b>	<b>23</b>	<b>33,111</b>	<b>31,141</b>	<b>64,252</b>

## Nota / Note :

Enrolmen Tahun 1 hingga Tahun 6 termasuk murid pendidikan khas PPKI / Enrolment in Year 1 to Year 6 includes pupils in SEIP

\* Termasuk enrolmen Tahun 4-6 di Sekolah Model Khas / Including enrolment in Year 4-6 in Special Model School

## SABAH

1.7.10 ENROLMEN PERINGKAT RENDAH DI SEKOLAH KERAJAAN DAN BANTUAN KERAJAAN SEPERTI PADA 30 JUN 2018  
ENROLMENT AT PRIMARY LEVEL IN GOVERNMENT AND GOVERNMENT-AIDED SCHOOLS AS OF 30th JUNE 2018

Tahun / Year	Kebangsaan * National			Jenis Kebangsaan (C) National Type (C)			Jenis Kebangsaan (T) National Type (T)			SABK GARS			Pendidikan Khas Special Education			Jumlah Total		
	L / M	P / F	J / T	L / M	P / F	J / T	L / M	P / F	J / T	L / M	P / F	J / T	L / M	P / F	J / T	L / M	P / F	J / T
Tahun 1 / Year 1	21,300	19,972	41,272	3,127	3,141	6,268	0	0	0	100	102	202	9	5	14	24,536	23,220	47,756
Tahun 2 / Year 2	21,204	19,906	41,110	2,987	3,019	6,006	0	0	0	106	108	214	6	8	14	24,303	23,041	47,344
Tahun 3 / Year 3	21,107	19,777	40,884	2,945	3,099	6,044	0	0	0	97	97	194	12	11	23	24,161	22,984	47,145
Tahun 4 / Year 4	20,772	19,532	40,304	2,854	2,798	5,652	0	0	0	93	83	176	7	9	16	23,726	22,422	46,148
Tahun 5 / Year 5	19,566	18,611	38,177	2,577	2,794	5,371	0	0	0	35	25	60	8	7	15	22,186	21,437	43,623
Tahun 6 / Year 6	19,456	18,343	37,799	2,515	2,667	5,182	0	0	0	19	16	35	5	3	8	21,995	21,029	43,024
KKBP / SCLD	1,845	698	2,543	0	0	0	0	0	0	0	0	0	0	0	0	1,845	698	2,543
SBJK / BJKS	0	0	0	0	0	0	0	0	0	0	0	0	0	0	0	0	0	0
<b>JUMLAH / TOTAL</b>	<b>125,250</b>	<b>116,839</b>	<b>242,089</b>	<b>17,005</b>	<b>17,518</b>	<b>34,523</b>	<b>0</b>	<b>0</b>	<b>0</b>	<b>450</b>	<b>431</b>	<b>881</b>	<b>47</b>	<b>43</b>	<b>90</b>	<b>142,752</b>	<b>134,831</b>	<b>277,583</b>

## Nota / Note :

Enrolmen Tahun 1 hingga Tahun 6 termasuk murid pendidikan khas PPKI / Enrolment in Year 1 to Year 6 includes pupils in SEIP

\* Termasuk enrolmen Tahun 4-6 di Sekolah Sukan / Including enrolment in Year 4-6 in Sports Schools

1.7.10A ENROLMEN PERINGKAT RENDAH DI SEKOLAH KERAJAAN DAN BANTUAN KERAJAAN MENGIKUT LOKASI (BANDAR) SEPERTI PADA 30 JUN 2018  
ENROLMENT AT PRIMARY LEVEL IN GOVERNMENT AND GOVERNMENT-AIDED SCHOOLS BY LOCATION (URBAN) AS OF 30th JUNE 2018

Tahun / Year	Kebangsaan * National			Jenis Kebangsaan (C) National Type (C)			Jenis Kebangsaan (T) National Type (T)			SABK GARS			Pendidikan Khas Special Education			Jumlah Total		
	L / M	P / F	J / T	L / M	P / F	J / T	L / M	P / F	J / T	L / M	P / F	J / T	L / M	P / F	J / T	L / M	P / F	J / T
Tahun 1 / Year 1	5,642	5,057	10,699	1,968	2,044	4,012	0	0	0	82	89	171	0	0	0	7,692	7,190	14,882
Tahun 2 / Year 2	5,327	4,986	10,313	1,912	1,885	3,797	0	0	0	82	90	172	0	0	0	7,321	6,961	14,282
Tahun 3 / Year 3	5,227	4,917	10,144	1,887	1,975	3,862	0	0	0	75	87	162	0	0	0	7,189	6,979	14,168
Tahun 4 / Year 4	5,299	4,933	10,232	1,877	1,805	3,682	0	0	0	82	72	154	0	0	0	7,258	6,810	14,068
Tahun 5 / Year 5	5,097	4,785	9,882	1,753	1,849	3,602	0	0	0	23	20	43	0	0	0	6,873	6,654	13,527
Tahun 6 / Year 6	5,114	4,798	9,912	1,719	1,810	3,529	0	0	0	19	16	35	0	0	0	6,852	6,624	13,476
KKBP / SCLD	563	206	769	0	0	0	0	0	0	0	0	0	0	0	0	563	206	769
SBJK / BJKS	0	0	0	0	0	0	0	0	0	0	0	0	0	0	0	0	0	0
<b>JUMLAH / TOTAL</b>	<b>32,269</b>	<b>29,682</b>	<b>61,951</b>	<b>11,116</b>	<b>11,368</b>	<b>22,484</b>	<b>0</b>	<b>0</b>	<b>0</b>	<b>363</b>	<b>374</b>	<b>737</b>	<b>0</b>	<b>0</b>	<b>0</b>	<b>43,748</b>	<b>41,424</b>	<b>85,172</b>

## Nota / Note :

Enrolmen Tahun 1 hingga Tahun 6 termasuk murid pendidikan khas PPKI / Enrolment in Year 1 to Year 6 includes pupils in SEIP

\* Termasuk enrolmen Tahun 4-6 di Sekolah Sukan / Including enrolment in Year 4-6 in Sports Schools

1.7.10B ENROLMEN PERINGKAT RENDAH DI SEKOLAH KERAJAAN DAN BANTUAN KERAJAAN MENGIKUT LOKASI (LUAR BANDAR) SEPERTI PADA 30 JUN 2018  
ENROLMENT AT PRIMARY LEVEL IN GOVERNMENT AND GOVERNMENT-AIDED SCHOOLS BY LOCATION (RURAL) AS OF 30th JUNE 2018

Tahun / Year	Kebangsaan * National			Jenis Kebangsaan (C) National Type (C)			Jenis Kebangsaan (T) National Type (T)			SABK GARS			Pendidikan Khas Special Education			Jumlah Total		
	L / M	P / F	J / T	L / M	P / F	J / T	L / M	P / F	J / T	L / M	P / F	J / T	L / M	P / F	J / T	L / M	P / F	J / T
Tahun 1 / Year 1	15,658	14,915	30,573	1,159	1,097	2,256	0	0	0	18	13	31	9	5	14	16,844	16,030	32,874
Tahun 2 / Year 2	15,877	14,920	30,797	1,075	1,134	2,209	0	0	0	24	18	42	6	8	14	16,982	16,080	33,062
Tahun 3 / Year 3	15,880	14,860	30,740	1,058	1,124	2,182	0	0	0	22	10	32	12	11	23	16,972	16,005	32,977
Tahun 4 / Year 4	15,473	14,599	30,072	977	993	1,970	0	0	0	11	11	22	7	9	16	16,468	15,612	32,080
Tahun 5 / Year 5	14,469	13,826	28,295	824	945	1,769	0	0	0	12	5	17	8	7	15	15,313	14,783	30,096
Tahun 6 / Year 6	14,342	13,545	27,887	796	857	1,653	0	0	0	0	0	0	5	3	8	15,143	14,405	29,548
KKBP / SCLD	1,282	492	1,774	0	0	0	0	0	0	0	0	0	0	0	0	1,282	492	1,774
SBJK / BJKS	0	0	0	0	0	0	0	0	0	0	0	0	0	0	0	0	0	0
<b>JUMLAH / TOTAL</b>	<b>92,981</b>	<b>87,157</b>	<b>180,138</b>	<b>5,889</b>	<b>6,150</b>	<b>12,039</b>	<b>0</b>	<b>0</b>	<b>0</b>	<b>87</b>	<b>57</b>	<b>144</b>	<b>47</b>	<b>43</b>	<b>90</b>	<b>99,004</b>	<b>93,407</b>	<b>192,411</b>

## Nota / Note :

Enrolmen Tahun 1 hingga Tahun 6 termasuk murid pendidikan khas PPKI / Enrolment in Year 1 to Year 6 includes pupils in SEIP

\* Termasuk enrolmen Tahun 4-6 di Sekolah Sukan / Including enrolment in Year 4-6 in Sports Schools

## SARAWAK

1.7.11 ENROLMEN PERINGKAT RENDAH DI SEKOLAH KERAJAAN DAN BANTUAN KERAJAAN SEPERTI PADA 30 JUN 2018  
ENROLMENT AT PRIMARY LEVEL IN GOVERNMENT AND GOVERNMENT-AIDED SCHOOLS AS OF 30th JUNE 2018

Tahun / Year	Kebangsaan * National			Jenis Kebangsaan (C) National Type (C)			Jenis Kebangsaan (T) National Type (T)			SABK GARS			Pendidikan Khas Special Education			Jumlah Total		
	L/M	P/F	J/T	L/M	P/F	J/T	L/M	P/F	J/T	L/M	P/F	J/T	L/M	P/F	J/T	L/M	P/F	J/T
Tahun 1 / Year 1	14,958	14,336	29,294	5,344	5,098	10,442	0	0	0	433	442	875	13	11	24	20,748	19,887	40,635
Tahun 2 / Year 2	14,749	13,824	28,573	4,944	4,845	9,789	0	0	0	420	418	838	9	3	12	20,122	19,090	39,212
Tahun 3 / Year 3	15,409	14,456	29,865	5,177	5,086	10,263	0	0	0	450	400	850	12	12	24	21,048	19,954	41,002
Tahun 4 / Year 4	15,443	14,335	29,778	5,282	4,922	10,204	0	0	0	422	418	840	10	7	17	21,157	19,682	40,839
Tahun 5 / Year 5	15,063	14,079	29,142	5,151	5,017	10,168	0	0	0	369	386	755	10	5	15	20,593	19,487	40,080
Tahun 6 / Year 6	15,278	14,240	29,518	5,161	5,064	10,225	0	0	0	382	379	761	12	11	23	20,833	19,694	40,527
KKBP / SCLD	1,653	699	2,352	213	78	291	0	0	0	0	0	0	2	1	3	1,868	778	2,646
SBJK / BJKS	0	0	0	0	0	0	0	0	0	0	0	0	0	0	0	0	0	0
<b>JUMLAH / TOTAL</b>	<b>92,553</b>	<b>85,969</b>	<b>178,522</b>	<b>31,272</b>	<b>30,110</b>	<b>61,382</b>	<b>0</b>	<b>0</b>	<b>0</b>	<b>2,476</b>	<b>2,443</b>	<b>4,919</b>	<b>68</b>	<b>50</b>	<b>118</b>	<b>126,369</b>	<b>118,572</b>	<b>244,941</b>

## Nota / Note :

Enrolmen Tahun 1 hingga Tahun 6 termasuk murid pendidikan khas PPKI / Enrolment in Year 1 to Year 6 includes pupils in SEIP

1.7.11A ENROLMEN PERINGKAT RENDAH DI SEKOLAH KERAJAAN DAN BANTUAN KERAJAAN MENGIKUT LOKASI (BANDAR) SEPERTI PADA 30 JUN 2018  
ENROLMENT AT PRIMARY LEVEL IN GOVERNMENT AND GOVERNMENT-AIDED SCHOOLS BY LOCATION (URBAN) AS OF 30th JUNE 2018

Tahun / Year	Kebangsaan * National			Jenis Kebangsaan (C) National Type (C)			Jenis Kebangsaan (T) National Type (T)			SABK GARS			Pendidikan Khas Special Education			Jumlah Total		
	L/M	P/F	J/T	L/M	P/F	J/T	L/M	P/F	J/T	L/M	P/F	J/T	L/M	P/F	J/T	L/M	P/F	J/T
Tahun 1 / Year 1	5,058	4,876	9,934	3,568	3,485	7,053	0	0	0	265	259	524	9	9	18	8,900	8,629	17,529
Tahun 2 / Year 2	5,078	4,731	9,809	3,386	3,227	6,613	0	0	0	246	236	482	4	1	5	8,714	8,195	16,909
Tahun 3 / Year 3	5,322	4,977	10,299	3,552	3,511	7,063	0	0	0	259	257	516	6	4	10	9,139	8,749	17,888
Tahun 4 / Year 4	5,308	4,831	10,139	3,612	3,372	6,984	0	0	0	245	250	495	10	7	17	9,175	8,460	17,635
Tahun 5 / Year 5	5,126	4,770	9,896	3,646	3,523	7,169	0	0	0	239	240	479	5	4	9	9,016	8,537	17,553
Tahun 6 / Year 6	5,143	4,885	10,028	3,578	3,560	7,138	0	0	0	240	241	481	10	8	18	8,971	8,694	17,665
KKBP / SCLD	833	333	1,166	187	61	248	0	0	0	0	0	0	2	1	3	1,022	395	1,417
SBJK / BJKS	0	0	0	0	0	0	0	0	0	0	0	0	0	0	0	0	0	0
<b>JUMLAH / TOTAL</b>	<b>31,868</b>	<b>29,403</b>	<b>61,271</b>	<b>21,529</b>	<b>20,739</b>	<b>42,268</b>	<b>0</b>	<b>0</b>	<b>0</b>	<b>1,494</b>	<b>1,483</b>	<b>2,977</b>	<b>46</b>	<b>34</b>	<b>80</b>	<b>54,937</b>	<b>51,659</b>	<b>106,596</b>

## Nota / Note :

Enrolmen Tahun 1 hingga Tahun 6 termasuk murid pendidikan khas PPKI / Enrolment in Year 1 to Year 6 includes pupils in SEIP

1.7.11B ENROLMEN PERINGKAT RENDAH DI SEKOLAH KERAJAAN DAN BANTUAN KERAJAAN MENGIKUT LOKASI (LUAR BANDAR) SEPERTI PADA 30 JUN 2018  
ENROLMENT AT PRIMARY LEVEL IN GOVERNMENT AND GOVERNMENT-AIDED SCHOOLS BY LOCATION (RURAL) AS OF 30th JUNE 2018

Tahun / Year	Kebangsaan * National			Jenis Kebangsaan (C) National Type (C)			Jenis Kebangsaan (T) National Type (T)			SABK GARS			Pendidikan Khas Special Education			Jumlah Total		
	L/M	P/F	J/T	L/M	P/F	J/T	L/M	P/F	J/T	L/M	P/F	J/T	L/M	P/F	J/T	L/M	P/F	J/T
Tahun 1 / Year 1	9,900	9,460	19,360	1,776	1,613	3,389	0	0	0	168	183	351	4	2	6	11,848	11,258	23,106
Tahun 2 / Year 2	9,671	9,093	18,764	1,558	1,618	3,176	0	0	0	174	182	356	5	2	7	11,408	10,895	22,303
Tahun 3 / Year 3	10,087	9,479	19,566	1,625	1,575	3,200	0	0	0	191	143	334	6	8	14	11,909	11,205	23,114
Tahun 4 / Year 4	10,135	9,504	19,639	1,670	1,550	3,220	0	0	0	177	168	345	0	0	0	11,982	11,222	23,204
Tahun 5 / Year 5	9,937	9,309	19,246	1,505	1,494	2,999	0	0	0	130	146	276	5	1	6	11,577	10,950	22,527
Tahun 6 / Year 6	10,135	9,355	19,490	1,583	1,504	3,087	0	0	0	142	138	280	2	3	5	11,862	11,000	22,862
KKBP / SCLD	820	366	1,186	26	17	43	0	0	0	0	0	0	0	0	0	846	383	1,229
SBJK / BJKS	0	0	0	0	0	0	0	0	0	0	0	0	0	0	0	0	0	0
<b>JUMLAH / TOTAL</b>	<b>60,685</b>	<b>56,566</b>	<b>117,251</b>	<b>9,743</b>	<b>9,371</b>	<b>19,114</b>	<b>0</b>	<b>0</b>	<b>0</b>	<b>982</b>	<b>960</b>	<b>1,942</b>	<b>22</b>	<b>16</b>	<b>38</b>	<b>71,432</b>	<b>66,913</b>	<b>138,345</b>

## Nota / Note :

Enrolmen Tahun 1 hingga Tahun 6 termasuk murid pendidikan khas PPKI / Enrolment in Year 1 to Year 6 includes pupils in SEIP

## SELANGOR

1.7.12 ENROLMEN PERINGKAT RENDAH DI SEKOLAH KERAJAAN DAN BANTUAN KERAJAAN SEPerti PADA 30 JUN 2018  
ENROLMENT AT PRIMARY LEVEL IN GOVERNMENT AND GOVERNMENT-AIDED SCHOOLS AS OF 30th JUNE 2018

Tahun / Year	Kebangsaan * National			Jenis Kebangsaan (C) National Type (C)			Jenis Kebangsaan (T) National Type (T)			SABK GARS			Pendidikan Khas Special Education			Jumlah Total		
	L / M	P / F	J / T	L / M	P / F	J / T	L / M	P / F	J / T	L / M	P / F	J / T	L / M	P / F	J / T	L / M	P / F	J / T
Tahun 1 / Year 1	33,773	32,361	66,134	9,641	9,104	18,745	2,353	2,287	4,640	0	0	0	8	7	15	45,775	43,759	89,534
Tahun 2 / Year 2	32,388	31,224	63,612	8,773	8,550	17,323	2,240	2,221	4,461	0	0	0	3	8	11	43,404	42,003	85,407
Tahun 3 / Year 3	32,625	31,112	63,737	9,337	9,182	18,519	2,248	2,247	4,495	0	0	0	3	7	10	44,213	42,548	86,761
Tahun 4 / Year 4	31,710	30,156	61,866	9,561	9,429	18,990	2,166	2,168	4,334	0	0	0	4	3	7	43,441	41,756	85,197
Tahun 5 / Year 5	30,880	29,465	60,345	9,470	9,072	18,542	2,219	2,208	4,427	0	0	0	5	5	10	42,574	40,750	83,324
Tahun 6 / Year 6	30,428	29,008	59,436	9,118	8,771	17,889	2,221	2,206	4,427	0	0	0	7	8	15	41,774	39,993	81,767
KKBP / SCLD	4,388	1,858	6,246	106	42	148	0	0	0	0	0	0	3	1	4	4,497	1,901	6,398
SBJK / BJKS	0	0	0	0	0	0	0	0	0	0	0	0	0	0	0	0	0	0
<b>JUMLAH / TOTAL</b>	<b>196,192</b>	<b>185,184</b>	<b>381,376</b>	<b>56,006</b>	<b>54,150</b>	<b>110,156</b>	<b>13,447</b>	<b>13,337</b>	<b>26,784</b>	<b>0</b>	<b>0</b>	<b>0</b>	<b>33</b>	<b>39</b>	<b>72</b>	<b>265,678</b>	<b>252,710</b>	<b>518,388</b>

## Nota / Note :

Enrolmen Tahun 1 hingga Tahun 6 termasuk murid pendidikan khas PPKI / Enrolment in Year 1 to Year 6 includes pupils in SEIP  
\* Termasuk enrolmen Tahun 4-6 di Sekolah Model Khas / Including enrolment in Year 4-6 in Special Model School

1.7.12A ENROLMEN PERINGKAT RENDAH DI SEKOLAH KERAJAAN DAN BANTUAN KERAJAAN MENGIKUT LOKASI (BANDAR) SEPerti PADA 30 JUN 2018  
ENROLMENT AT PRIMARY LEVEL IN GOVERNMENT AND GOVERNMENT-AIDED SCHOOLS BY LOCATION (URBAN) AS OF 30th JUNE 2018

Tahun / Year	Kebangsaan * National			Jenis Kebangsaan (C) National Type (C)			Jenis Kebangsaan (T) National Type (T)			SABK GARS			Pendidikan Khas Special Education			Jumlah Total		
	L / M	P / F	J / T	L / M	P / F	J / T	L / M	P / F	J / T	L / M	P / F	J / T	L / M	P / F	J / T	L / M	P / F	J / T
Tahun 1 / Year 1	19,644	19,036	38,680	7,100	6,757	13,857	1,482	1,390	2,872	0	0	0	8	7	15	28,234	27,190	55,424
Tahun 2 / Year 2	18,728	18,239	36,967	6,480	6,330	12,810	1,376	1,375	2,751	0	0	0	3	8	11	26,587	25,952	52,539
Tahun 3 / Year 3	18,971	18,176	37,147	6,887	6,734	13,621	1,388	1,355	2,743	0	0	0	3	7	10	27,249	26,272	53,521
Tahun 4 / Year 4	18,476	17,403	35,879	6,996	7,033	14,029	1,339	1,317	2,656	0	0	0	4	3	7	26,815	25,756	52,571
Tahun 5 / Year 5	17,930	17,290	35,220	7,113	6,743	13,856	1,333	1,315	2,648	0	0	0	5	5	10	26,381	25,353	51,734
Tahun 6 / Year 6	17,425	16,925	34,350	6,785	6,627	13,412	1,381	1,348	2,729	0	0	0	7	8	15	25,598	24,908	50,506
KKBP / SCLD	2,695	1,120	3,815	63	26	89	0	0	0	0	0	0	3	1	4	2,761	1,147	3,908
SBJK / BJKS	0	0	0	0	0	0	0	0	0	0	0	0	0	0	0	0	0	0
<b>JUMLAH / TOTAL</b>	<b>113,869</b>	<b>108,189</b>	<b>222,058</b>	<b>41,424</b>	<b>40,250</b>	<b>81,674</b>	<b>8,299</b>	<b>8,100</b>	<b>16,399</b>	<b>0</b>	<b>0</b>	<b>0</b>	<b>33</b>	<b>39</b>	<b>72</b>	<b>163,625</b>	<b>156,578</b>	<b>320,203</b>

## Nota / Note :

Enrolmen Tahun 1 hingga Tahun 6 termasuk murid pendidikan khas PPKI / Enrolment in Year 1 to Year 6 includes pupils in SEIP  
\* Termasuk enrolmen Tahun 4-6 di Sekolah Model Khas / Including enrolment in Year 4-6 in Special Model School

1.7.12B ENROLMEN PERINGKAT RENDAH DI SEKOLAH KERAJAAN DAN BANTUAN KERAJAAN MENGIKUT LOKASI (LUAR BANDAR) SEPerti PADA 30 JUN 2018  
ENROLMENT AT PRIMARY LEVEL IN GOVERNMENT AND GOVERNMENT-AIDED SCHOOLS BY LOCATION (RURAL) AS OF 30th JUNE 2018

Tahun / Year	Kebangsaan * National			Jenis Kebangsaan (C) National Type (C)			Jenis Kebangsaan (T) National Type (T)			SABK GARS			Pendidikan Khas Special Education			Jumlah Total		
	L / M	P / F	J / T	L / M	P / F	J / T	L / M	P / F	J / T	L / M	P / F	J / T	L / M	P / F	J / T	L / M	P / F	J / T
Tahun 1 / Year 1	14,129	13,325	27,454	2,541	2,347	4,888	871	897	1,768	0	0	0	0	0	0	17,541	16,569	34,110
Tahun 2 / Year 2	13,660	12,985	26,645	2,293	2,220	4,513	864	846	1,710	0	0	0	0	0	0	16,817	16,051	32,868
Tahun 3 / Year 3	13,654	12,936	26,590	2,450	2,448	4,898	860	892	1,752	0	0	0	0	0	0	16,964	16,276	33,240
Tahun 4 / Year 4	13,234	12,753	25,987	2,565	2,396	4,961	827	851	1,678	0	0	0	0	0	0	16,626	16,000	32,626
Tahun 5 / Year 5	12,950	12,175	25,125	2,357	2,329	4,686	886	893	1,779	0	0	0	0	0	0	16,193	15,397	31,590
Tahun 6 / Year 6	13,003	12,083	25,086	2,333	2,144	4,477	840	858	1,698	0	0	0	0	0	0	16,176	15,085	31,261
KKBP / SCLD	1,693	738	2,431	43	16	59	0	0	0	0	0	0	0	0	0	1,736	754	2,490
SBJK / BJKS	0	0	0	0	0	0	0	0	0	0	0	0	0	0	0	0	0	0
<b>JUMLAH / TOTAL</b>	<b>82,323</b>	<b>76,995</b>	<b>159,318</b>	<b>14,582</b>	<b>13,900</b>	<b>28,482</b>	<b>5,148</b>	<b>5,237</b>	<b>10,385</b>	<b>0</b>	<b>0</b>	<b>0</b>	<b>0</b>	<b>0</b>	<b>0</b>	<b>102,053</b>	<b>96,132</b>	<b>198,185</b>

## Nota / Note :

Enrolmen Tahun 1 hingga Tahun 6 termasuk murid pendidikan khas PPKI / Enrolment in Year 1 to Year 6 includes pupils in SEIP

## TERENGGANU

1.7.13 ENROLMEN PERINGKAT RENDAH DI SEKOLAH KERAJAAN DAN BANTUAN KERAJAAN SEPERTI PADA 30 JUN 2018  
ENROLMENT AT PRIMARY LEVEL IN GOVERNMENT AND GOVERNMENT-AIDED SCHOOLS AS OF 30th JUNE 2018

Tahun / Year	Kebangsaan * National			Jenis Kebangsaan (C) National Type (C)			Jenis Kebangsaan (T) National Type (T)			SABK GARS			Pendidikan Khas Special Education			Jumlah Total		
	L / M	P / F	J / T	L / M	P / F	J / T	L / M	P / F	J / T	L / M	P / F	J / T	L / M	P / F	J / T	L / M	P / F	J / T
Tahun 1 / Year 1	10,738	10,265	21,003	176	205	381	0	0	0	0	0	0	5	5	10	10,919	10,475	21,394
Tahun 2 / Year 2	10,663	10,170	20,833	185	173	358	0	0	0	0	0	0	2	4	6	10,850	10,347	21,197
Tahun 3 / Year 3	10,447	10,270	20,717	201	214	415	0	0	0	0	0	0	4	6	10	10,652	10,490	21,142
Tahun 4 / Year 4	10,326	9,815	20,141	231	191	422	0	0	0	0	0	0	5	6	11	10,562	10,012	20,574
Tahun 5 / Year 5	9,977	9,707	19,684	172	168	340	0	0	0	0	0	0	4	7	11	10,153	9,882	20,035
Tahun 6 / Year 6	9,662	9,714	19,376	159	169	328	0	0	0	0	0	0	4	7	11	9,825	9,890	19,715
KKBP / SCLD	1,700	665	2,365	9	5	14	0	0	0	0	0	0	18	11	29	1,727	681	2,408
SBJK / BJKS	0	0	0	0	0	0	0	0	0	0	0	0	0	0	0	0	0	0
<b>JUMLAH / TOTAL</b>	<b>63,513</b>	<b>60,606</b>	<b>124,119</b>	<b>1,133</b>	<b>1,125</b>	<b>2,258</b>	<b>0</b>	<b>0</b>	<b>0</b>	<b>0</b>	<b>0</b>	<b>0</b>	<b>42</b>	<b>46</b>	<b>88</b>	<b>64,688</b>	<b>61,777</b>	<b>126,465</b>

## Nota / Note :

Enrolmen Tahun 1 hingga Tahun 6 termasuk murid pendidikan khas PPKI / Enrolment in Year 1 to Year 6 includes pupils in SEIP

\* Termasuk enrolmen Tahun 4-6 di Sekolah Model Khas / Including enrolment in Year 4-6 in Special Model School

1.7.13A ENROLMEN PERINGKAT RENDAH DI SEKOLAH KERAJAAN DAN BANTUAN KERAJAAN MENGIKUT LOKASI (BANDAR) SEPERTI PADA 30 JUN 2018  
ENROLMENT AT PRIMARY LEVEL IN GOVERNMENT AND GOVERNMENT-AIDED SCHOOLS BY LOCATION (URBAN) AS OF 30th JUNE 2018

Tahun / Year	Kebangsaan * National			Jenis Kebangsaan (C) National Type (C)			Jenis Kebangsaan (T) National Type (T)			SABK GARS			Pendidikan Khas Special Education			Jumlah Total		
	L / M	P / F	J / T	L / M	P / F	J / T	L / M	P / F	J / T	L / M	P / F	J / T	L / M	P / F	J / T	L / M	P / F	J / T
Tahun 1 / Year 1	4,148	3,960	8,108	138	166	304	0	0	0	0	0	0	3	1	4	4,289	4,127	8,416
Tahun 2 / Year 2	4,005	3,937	7,942	143	134	277	0	0	0	0	0	0	2	4	6	4,150	4,075	8,225
Tahun 3 / Year 3	3,961	3,968	7,929	157	175	332	0	0	0	0	0	0	3	3	6	4,121	4,146	8,267
Tahun 4 / Year 4	4,009	3,743	7,752	190	158	348	0	0	0	0	0	0	4	5	9	4,203	3,906	8,109
Tahun 5 / Year 5	3,828	3,813	7,641	142	135	277	0	0	0	0	0	0	4	2	6	3,974	3,950	7,924
Tahun 6 / Year 6	3,698	3,735	7,433	134	134	268	0	0	0	0	0	0	4	7	11	3,836	3,876	7,712
KKBP / SCLD	672	262	934	9	5	14	0	0	0	0	0	0	3	5	8	684	272	956
SBJK / BJKS	0	0	0	0	0	0	0	0	0	0	0	0	0	0	0	0	0	0
<b>JUMLAH / TOTAL</b>	<b>24,321</b>	<b>23,418</b>	<b>47,739</b>	<b>913</b>	<b>907</b>	<b>1,820</b>	<b>0</b>	<b>0</b>	<b>0</b>	<b>0</b>	<b>0</b>	<b>0</b>	<b>23</b>	<b>27</b>	<b>50</b>	<b>25,257</b>	<b>24,352</b>	<b>49,609</b>

## Nota / Note :

Enrolmen Tahun 1 hingga Tahun 6 termasuk murid pendidikan khas PPKI / Enrolment in Year 1 to Year 6 includes pupils in SEIP

1.7.13B ENROLMEN PERINGKAT RENDAH DI SEKOLAH KERAJAAN DAN BANTUAN KERAJAAN MENGIKUT LOKASI (LUAR BANDAR) SEPERTI PADA 30 JUN 2018  
ENROLMENT AT PRIMARY LEVEL IN GOVERNMENT AND GOVERNMENT-AIDED SCHOOLS BY LOCATION (RURAL) AS OF 30th JUNE 2018

Tahun / Year	Kebangsaan * National			Jenis Kebangsaan (C) National Type (C)			Jenis Kebangsaan (T) National Type (T)			SABK GARS			Pendidikan Khas Special Education			Jumlah Total		
	L / M	P / F	J / T	L / M	P / F	J / T	L / M	P / F	J / T	L / M	P / F	J / T	L / M	P / F	J / T	L / M	P / F	J / T
Tahun 1 / Year 1	6,590	6,305	12,895	38	39	77	0	0	0	0	0	0	2	4	6	6,630	6,348	12,978
Tahun 2 / Year 2	6,658	6,233	12,891	42	39	81	0	0	0	0	0	0	0	0	0	6,700	6,272	12,972
Tahun 3 / Year 3	6,486	6,302	12,788	44	39	83	0	0	0	0	0	0	1	3	4	6,531	6,344	12,875
Tahun 4 / Year 4	6,317	6,072	12,389	41	33	74	0	0	0	0	0	0	1	1	2	6,359	6,106	12,465
Tahun 5 / Year 5	6,149	5,894	12,043	30	33	63	0	0	0	0	0	0	0	5	5	6,179	5,932	12,111
Tahun 6 / Year 6	5,964	5,979	11,943	25	35	60	0	0	0	0	0	0	0	0	0	5,989	6,014	12,003
KKBP / SCLD	1,028	403	1,431	0	0	0	0	0	0	0	0	0	15	6	21	1,043	409	1,452
SBJK / BJKS	0	0	0	0	0	0	0	0	0	0	0	0	0	0	0	0	0	0
<b>JUMLAH / TOTAL</b>	<b>39,192</b>	<b>37,188</b>	<b>76,380</b>	<b>220</b>	<b>218</b>	<b>438</b>	<b>0</b>	<b>0</b>	<b>0</b>	<b>0</b>	<b>0</b>	<b>0</b>	<b>19</b>	<b>19</b>	<b>38</b>	<b>39,431</b>	<b>37,425</b>	<b>76,856</b>

## Nota / Note :

Enrolmen Tahun 1 hingga Tahun 6 termasuk murid pendidikan khas PPKI / Enrolment in Year 1 to Year 6 includes pupils in SEIP

\* Termasuk enrolmen Tahun 4-6 di Sekolah Model Khas / Including enrolment in Year 4-6 in Special Model School

## WP KUALA LUMPUR

1.7.14 ENROLMEN PERINGKAT RENDAH DI SEKOLAH KERAJAAN DAN BANTUAN KERAJAAN SEPerti PADA 30 JUN 2018  
ENROLMENT AT PRIMARY LEVEL IN GOVERNMENT AND GOVERNMENT-AIDED SCHOOLS AS OF 30th JUNE 2018

Tahun / Year	Kebangsaan * National			Jenis Kebangsaan (C) National Type (C)			Jenis Kebangsaan (T) National Type (T)			SABK GARS			Pendidikan Khas Special Education			Jumlah Total		
	L / M	P / F	J / T	L / M	P / F	J / T	L / M	P / F	J / T	L / M	P / F	J / T	L / M	P / F	J / T	L / M	P / F	J / T
Tahun 1 / Year 1	7,135	6,890	14,025	3,742	3,587	7,329	298	313	611	0	0	0	10	10	20	11,185	10,800	21,985
Tahun 2 / Year 2	6,784	6,589	13,373	3,589	3,338	6,927	282	294	576	0	0	0	5	6	11	10,660	10,227	20,887
Tahun 3 / Year 3	6,726	6,873	13,599	3,693	3,576	7,269	281	302	583	0	0	0	4	6	10	10,704	10,757	21,461
Tahun 4 / Year 4	6,672	6,476	13,148	3,622	3,691	7,313	270	263	533	0	0	0	5	6	11	10,569	10,436	21,005
Tahun 5 / Year 5	6,441	6,333	12,774	3,633	3,488	7,121	294	278	572	0	0	0	11	3	14	10,379	10,102	20,481
Tahun 6 / Year 6	6,399	6,206	12,605	3,449	3,375	6,824	267	275	542	0	0	0	9	12	21	10,124	9,868	19,992
KKBP / SCLD	1,134	417	1,551	92	34	126	29	11	40	0	0	0	4	9	13	1,259	471	1,730
SBJK / BJKS	54	38	92	0	0	0	0	0	0	0	0	0	0	0	0	54	38	92
<b>JUMLAH / TOTAL</b>	<b>41,345</b>	<b>39,822</b>	<b>81,167</b>	<b>21,820</b>	<b>21,089</b>	<b>42,909</b>	<b>1,721</b>	<b>1,736</b>	<b>3,457</b>	<b>0</b>	<b>0</b>	<b>0</b>	<b>48</b>	<b>52</b>	<b>100</b>	<b>64,934</b>	<b>62,699</b>	<b>127,633</b>

## Nota / Note :

Enrolmen Tahun 1 hingga Tahun 6 termasuk murid pendidikan khas PPKI / Enrolment in Year 1 to Year 6 includes pupils in SEIP

## WP LABUAN

1.7.15 ENROLMEN PERINGKAT RENDAH DI SEKOLAH KERAJAAN DAN BANTUAN KERAJAAN SEPerti PADA 30 JUN 2018  
ENROLMENT AT PRIMARY LEVEL IN GOVERNMENT AND GOVERNMENT-AIDED SCHOOLS AS OF 30th JUNE 2018

Tahun / Year	Kebangsaan * National			Jenis Kebangsaan (C) National Type (C)			Jenis Kebangsaan (T) National Type (T)			SABK GARS			Pendidikan Khas Special Education			Jumlah Total		
	L / M	P / F	J / T	L / M	P / F	J / T	L / M	P / F	J / T	L / M	P / F	J / T	L / M	P / F	J / T	L / M	P / F	J / T
Tahun 1 / Year 1	737	689	1,426	128	131	259	0	0	0	0	0	0	0	0	0	865	820	1,685
Tahun 2 / Year 2	679	598	1,277	120	135	255	0	0	0	0	0	0	0	0	0	799	733	1,532
Tahun 3 / Year 3	648	627	1,275	103	149	252	0	0	0	0	0	0	0	0	0	751	776	1,527
Tahun 4 / Year 4	623	620	1,243	120	138	258	0	0	0	0	0	0	0	0	0	743	758	1,501
Tahun 5 / Year 5	569	545	1,114	100	97	197	0	0	0	0	0	0	0	0	0	669	642	1,311
Tahun 6 / Year 6	566	546	1,112	103	118	221	0	0	0	0	0	0	0	0	0	669	664	1,333
KKBP / SCLD	135	41	176	0	0	0	0	0	0	0	0	0	0	0	0	135	41	176
SBJK / BJKS	0	0	0	0	0	0	0	0	0	0	0	0	0	0	0	0	0	0
<b>JUMLAH / TOTAL</b>	<b>3,957</b>	<b>3,666</b>	<b>7,623</b>	<b>674</b>	<b>768</b>	<b>1,442</b>	<b>0</b>	<b>0</b>	<b>0</b>	<b>0</b>	<b>0</b>	<b>0</b>	<b>0</b>	<b>0</b>	<b>0</b>	<b>4,631</b>	<b>4,434</b>	<b>9,065</b>

## Nota / Note :

Enrolmen Tahun 1 hingga Tahun 6 termasuk murid pendidikan khas PPKI / Enrolment in Year 1 to Year 6 includes pupils in SEIP

## WP PUTRAJAYA

1.7.16 ENROLMEN PERINGKAT RENDAH DI SEKOLAH KERAJAAN DAN BANTUAN KERAJAAN SEPerti PADA 30 JUN 2018  
ENROLMENT AT PRIMARY LEVEL IN GOVERNMENT AND GOVERNMENT-AIDED SCHOOLS AS OF 30th JUNE 2018

Tahun / Year	Kebangsaan * National			Jenis Kebangsaan (C) National Type (C)			Jenis Kebangsaan (T) National Type (T)			SABK GARS			Pendidikan Khas Special Education			Jumlah Total		
	L / M	P / F	J / T	L / M	P / F	J / T	L / M	P / F	J / T	L / M	P / F	J / T	L / M	P / F	J / T	L / M	P / F	J / T
Tahun 1 / Year 1	1819	1837	3,656	0	0	0	0	0	0	0	0	0	0	0	0	1,819	1,837	3,656
Tahun 2 / Year 2	1661	1565	3,226	0	0	0	0	0	0	0	0	0	0	0	0	1,661	1,565	3,226
Tahun 3 / Year 3	1521	1460	2,981	0	0	0	0	0	0	0	0	0	0	0	0	1,521	1,460	2,981
Tahun 4 / Year 4	1331	1305	2,636	0	0	0	0	0	0	0	0	0	0	0	0	1,331	1,305	2,636
Tahun 5 / Year 5	1128	1089	2,217	0	0	0	0	0	0	0	0	0	0	0	0	1,128	1,089	2,217
Tahun 6 / Year 6	981	1036	2,017	0	0	0	0	0	0	0	0	0	0	0	0	981	1,036	2,017
KKBP / SCLD	178	79	257	0	0	0	0	0	0	0	0	0	0	0	0	178	79	257
SBJK / BJKS	0	0	0	0	0	0	0	0	0	0	0	0	0	0	0	0	0	0
<b>JUMLAH / TOTAL</b>	<b>8,619</b>	<b>8,371</b>	<b>16,990</b>	<b>0</b>	<b>0</b>	<b>0</b>	<b>0</b>	<b>0</b>	<b>0</b>	<b>0</b>	<b>0</b>	<b>0</b>	<b>0</b>	<b>0</b>	<b>0</b>	<b>8,619</b>	<b>8,371</b>	<b>16,990</b>

## Nota / Note :

Enrolmen Tahun 1 hingga Tahun 6 termasuk murid pendidikan khas PPKI / Enrolment in Year 1 to Year 6 includes pupils in SEIP



1.8 ENROLMEN PERINGKAT MENENGAH DI SEKOLAH KERAJAAN DAN BANTUAN KERAJAAN SEPERTI PADA 30 JUN 2018  
ENROLMENT AT SECONDARY LEVEL IN GOVERNMENT AND GOVERNMENT-AIDED SCHOOLS AS OF 30th JUNE 2018

MALAYSIA Tingkatan / Form	*Biasa / Regular			Berasrama Penuh Fully Residential			Agama Religious			Teknik Technical	
	L / M	P / F	J / T	L / M	P / F	J / T	L / M	P / F	J / T	L / M	P / F
<b>MENENGAH RENDAH / LOWER SECONDARY: **</b>											
Kelas Peralihan / Remove Class	9,376	4,525	13,901	0	0	0	0	0	0	0	0
Tingkatan 1 / Form 1	171,384	163,032	334,416	3,715	3,696	7,411	0	0	0	0	0
Tingkatan 1 Agama / Form 1 Religious	6,990	11,367	18,357	550	578	1,128	3,262	4,754	8,016	0	0
Tingkatan 1 PAV / Form 1 PAV	20	10	30	0	0	0	0	0	0	0	0
Tingkatan 2 / Form 2	174,121	167,552	341,673	3,408	3,634	7,042	0	0	0	0	0
Tingkatan 2 Agama / Form 2 Religious	6,570	11,117	17,687	488	556	1,044	2,933	4,306	7,239	0	0
Tingkatan 2 PAV / Form 2 PAV	831	314	1,145	0	0	0	0	0	0	0	0
Tingkatan 3 / Form 3	168,091	163,120	331,211	3,756	3,607	7,363	0	0	0	0	0
Tingkatan 3 Agama / Form 3 Religious	7,048	11,313	18,361	446	484	930	3,112	4,384	7,496	0	0
Tingkatan 3 PAV / Form 3 PAV	700	341	1,041	0	0	0	0	0	0	0	0
KKBP / SCLD	18,904	9,123	28,027	0	0	0	0	0	0	0	0
SBJK Menengah Rendah / Lower Secondary BJKS	24	4	28	0	0	0	0	0	0	0	0
<b>Jumlah Menengah Rendah / Lower Secondary Sub-total</b>	<b>564,059</b>	<b>541,818</b>	<b>1,105,877</b>	<b>12,363</b>	<b>12,555</b>	<b>24,918</b>	<b>9,307</b>	<b>13,444</b>	<b>22,751</b>	<b>0</b>	<b>0</b>
<b>MENENGAH ATAS / UPPER SECONDARY:</b>											
<b>TINGKATAN 4 / FORM 4</b>											
Kemanusiaan / Humanities	103,900	97,108	201,008	140	161	301	914	1,496	2,410	0	0
Sains / Science	28,178	42,164	70,342	3,692	4,004	7,696	1,406	2,158	3,564	0	0
Agama / Religious	0	0	0	0	0	0	114	127	241	0	0
MPV / MPV	7,888	4,201	12,089	0	0	0	0	0	0	0	0
Program PVMA / PVMA Programme	950	726	1,676	0	0	0	0	0	0	0	0
Teknologi / Technology	19,968	26,841	46,809	142	61	203	267	283	550	0	0
Teknik / Technical	0	0	0	0	0	0	0	0	0	1,297	1,189
Kemahiran / Skills	0	0	0	0	0	0	0	0	0	0	0
Program Kemahiran Tahun 1 / Skills Programme Year 1	0	0	0	0	0	0	0	0	0	0	0
Program SVM Tahun 1 / VCM Year 1 Programme	0	0	0	0	0	0	0	0	0	0	0
Pendidikan Khas / Special Education	0	0	0	0	0	0	0	0	0	0	0
<b>Jumlah Kecil / Sub-total</b>	<b>160,884</b>	<b>171,040</b>	<b>331,924</b>	<b>3,974</b>	<b>4,226</b>	<b>8,200</b>	<b>2,701</b>	<b>4,064</b>	<b>6,765</b>	<b>1,297</b>	<b>1,189</b>
<b>TINGKATAN 5 / FORM 5</b>											
Kemanusiaan / Humanities	99,881	95,572	195,453	89	147	236	1,007	1,657	2,664	0	0
Sains / Science	29,012	44,618	73,630	3,196	3,592	6,788	1,360	2,259	3,619	0	0
Agama / Religious	0	0	0	0	0	0	15	19	34	0	0
MPV / MPV	7,208	4,053	11,261	0	0	0	0	0	0	0	0
Program PVMA / PVMA Programme	2,458	1,955	4,413	0	0	0	0	0	0	0	0
Teknologi / Technology	19,703	26,440	46,143	126	56	182	286	261	547	0	0
Teknik / Technical	0	0	0	0	0	0	0	0	0	1,196	1,146
Kemahiran / Skills	0	0	0	0	0	0	0	0	0	0	0
Program Kemahiran Tahun 2 / Skills Programme Year 2	0	0	0	0	0	0	0	0	0	0	0
SBJK Menengah Atas / Upper Secondary BJKS	9	9	18	0	0	0	0	0	0	0	0
Program SVM Tahun 2 / VCM Year 2 Programme	0	0	0	0	0	0	0	0	0	0	0
Pendidikan Khas / Special Education	0	0	0	0	0	0	0	0	0	0	0
<b>Jumlah Kecil / Sub-total</b>	<b>158,271</b>	<b>172,647</b>	<b>330,918</b>	<b>3,411</b>	<b>3,795</b>	<b>7,206</b>	<b>2,668</b>	<b>4,196</b>	<b>6,864</b>	<b>1,196</b>	<b>1,146</b>
<b>Jumlah Menengah Atas / Upper Secondary Sub-total</b>	<b>319,155</b>	<b>343,687</b>	<b>662,842</b>	<b>7,385</b>	<b>8,021</b>	<b>15,406</b>	<b>5,369</b>	<b>8,260</b>	<b>13,629</b>	<b>2,493</b>	<b>2,335</b>
<b>Jumlah Menengah / Secondary Sub-total</b>	<b>883,214</b>	<b>885,505</b>	<b>1,768,719</b>	<b>19,748</b>	<b>20,576</b>	<b>40,324</b>	<b>14,676</b>	<b>21,704</b>	<b>36,380</b>	<b>2,493</b>	<b>2,335</b>
<b>LEPAS MENENGAH / POST SECONDARY:</b>											
<b>TINGKATAN 6 RENDAH / FORM 6 LOWER</b>											
Kemanusiaan / Humanities	13,297	29,447	42,744	46	92	138	471	1,034	1,505	0	0
Sains / Science	2,524	3,193	5,717	0	0	0	0	0	0	0	0
Agama / Religious	0	0	0	0	0	0	0	0	0	0	0
Program DVM Tahun 1 / VCM Year 1 Programme	0	0	0	0	0	0	0	0	0	0	0
Pendidikan Khas / Special Education	0	0	0	0	0	0	0	0	0	0	0
Prauniversiti / Pre-university	49	22	71	24	8	32	0	0	0	0	0
<b>Jumlah Kecil / Sub-total</b>	<b>15,870</b>	<b>32,662</b>	<b>48,532</b>	<b>70</b>	<b>100</b>	<b>170</b>	<b>471</b>	<b>1,034</b>	<b>1,505</b>	<b>0</b>	<b>0</b>
<b>TINGKATAN 6 ATAS / FORM 6 UPPER</b>											
Kemanusiaan / Humanities	10,241	23,773	34,014	46	69	115	453	1,148	1,601	0	0
Sains / Science	1,909	2,306	4,215	0	0	0	0	0	0	0	0
Agama / Religious	0	0	0	0	0	0	0	0	0	0	0
Program DVM Tahun 2 / VCM Year 2 Programme	0	0	0	0	0	0	0	0	0	0	0
Pendidikan Khas / Special Education	0	0	0	0	0	0	0	0	0	0	0
Prauniversiti / Pre-university	74	47	121	9	0	9	0	0	0	0	0
<b>Jumlah Kecil / Sub-total</b>	<b>12,224</b>	<b>26,126</b>	<b>38,350</b>	<b>55</b>	<b>69</b>	<b>124</b>	<b>453</b>	<b>1,148</b>	<b>1,601</b>	<b>0</b>	<b>0</b>
<b>Jumlah Lepas Menengah / Post Secondary Sub-total</b>	<b>28,094</b>	<b>58,788</b>	<b>86,882</b>	<b>125</b>	<b>169</b>	<b>294</b>	<b>924</b>	<b>2,182</b>	<b>3,106</b>	<b>0</b>	<b>0</b>
<b>JUMLAH BESAR / GRAND TOTAL</b>	<b>911,308</b>	<b>944,293</b>	<b>1,855,601</b>	<b>19,873</b>	<b>20,745</b>	<b>40,618</b>	<b>15,600</b>	<b>23,886</b>	<b>39,486</b>	<b>2,493</b>	<b>2,335</b>

## Nota / Note:

\* Termasuk enrolmen Sekolah Model Khas, Sekolah Sukan, Sekolah Bimbingan Jalanan Kasih dan Sekolah Seni / Including enrolment in Special Model Schools, Sports Schools, Bimbingan Jalanan Kasih Schools and Arts Schools

\*\* Enrolmen Menengah Rendah termasuk murid pendidikan khas PPKI / Enrolment in Lower Secondary Schools includes pupils in SEIP

SABK GARS			Pendidikan Khas Special Education			Kolej Tingkatan 6 Form 6 College			Kolej Vokasional (KV) Vocational College (VC)			Jumlah Total			
J/T	L/M	P/F	J/T	L/M	P/F	J/T	L/M	P/F	J/T	L/M	P/F	J/T	L/M	P/F	J/T
0	0	0	0	0	0	0	0	0	0	0	0	0	9,376	4,525	13,901
0	0	0	0	28	20	48	0	0	0	0	0	0	175,127	166,748	341,875
0	6735	7918	14,653	0	0	0	0	0	0	0	0	0	17,537	24,617	42,154
0	0	0	0	0	0	0	0	0	0	0	0	0	20	10	30
0	0	0	0	27	14	41	0	0	0	0	0	0	177,556	171,200	348,756
0	6075	7694	13,769	0	0	0	0	0	0	0	0	0	16,066	23,673	39,739
0	0	0	0	0	0	0	0	0	0	0	0	0	831	314	1,145
0	0	0	0	36	28	64	0	0	0	0	0	0	171,883	166,755	338,638
0	6347	7746	14,093	0	0	0	0	0	0	0	0	0	16,953	23,927	40,880
0	0	0	0	0	0	0	0	0	0	0	0	0	700	341	1,041
0	0	0	0	0	0	0	39	0	39	0	0	0	18,943	9,123	28,066
0	0	0	0	0	0	0	0	0	0	0	0	0	24	4	28
0	19,157	23,358	42,515	91	62	153	39	0	39	0	0	0	605,016	591,237	1,196,253
0	11	30	41	32	28	60	0	0	0	0	0	0	104,997	98,823	203,820
0	243	212	455	0	0	0	0	0	0	0	0	0	33,519	48,538	82,057
0	4609	6407	11,016	0	0	0	0	0	0	0	0	0	4,723	6,534	11,257
0	0	0	0	0	0	0	0	0	0	0	0	0	7,888	4,201	12,089
0	0	0	0	0	0	0	0	0	0	0	0	0	950	726	1,676
0	0	0	0	0	0	0	0	0	0	0	0	0	20,377	27,185	47,562
2,486	0	0	0	0	0	0	0	0	0	0	0	0	1,297	1,189	2,486
0	0	0	0	183	158	341	0	0	0	0	0	0	183	158	341
0	0	0	0	0	0	0	0	0	0	718	187	905	718	187	905
0	0	0	0	0	0	0	0	0	0	9184	4848	14,032	9,184	4,848	14,032
0	0	0	0	0	0	0	0	0	0	0	0	0	0	0	0
2,486	4,863	6,649	11,512	215	186	401	0	0	0	9,902	5,035	14,937	183,836	192,389	376,225
0	9	26	35	15	18	33	0	0	0	0	0	0	101,001	97,420	198,421
0	194	152	346	0	0	0	0	0	0	0	0	0	33,762	50,621	84,383
0	4863	6611	11,474	0	0	0	0	0	0	0	0	0	4,878	6,630	11,508
0	0	0	0	0	0	0	0	0	0	0	0	0	7,208	4,053	11,261
0	0	0	0	11	13	24	0	0	0	0	0	0	2,469	1,968	4,437
0	0	0	0	0	0	0	0	0	0	0	0	0	20,115	26,757	46,872
2,342	0	0	0	0	0	0	0	0	0	0	0	0	1,196	1,146	2,342
0	0	0	0	315	224	539	0	0	0	0	0	0	315	224	539
0	0	0	0	0	0	0	0	0	0	631	174	805	631	174	805
0	0	0	0	0	0	0	0	0	0	0	0	0	9	9	18
0	0	0	0	0	0	0	0	0	0	9509	5033	14,542	9,509	5,033	14,542
0	0	0	0	0	0	0	0	0	0	0	0	0	0	0	0
2,342	5,066	6,789	11,855	341	255	596	0	0	0	10,140	5,207	15,347	181,093	194,035	375,128
4,828	9,929	13,438	23,367	556	441	997	0	0	0	20,042	10,242	30,284	364,929	386,424	751,353
4,828	29,086	36,796	65,882	647	503	1,150	39	0	39	20,042	10,242	30,284	969,945	977,661	1,947,606
0	126	262	388	4	1	5	1023	2362	3,385	0	0	0	14,967	33,198	48,165
0	0	0	0	0	0	0	237	300	537	0	0	0	2,761	3,493	6,254
0	881	1485	2,366	0	0	0	0	0	0	0	0	0	881	1,485	2,366
0	0	0	0	0	0	0	0	0	0	8626	4955	13,581	8,626	4,955	13,581
0	0	0	0	0	0	0	0	0	0	0	0	0	0	0	0
0	0	0	0	0	0	0	0	0	0	0	0	0	73	30	103
0	1,007	1,747	2,754	4	1	5	1,260	2,662	3,922	8,626	4,955	13,581	27,308	43,161	70,469
0	167	313	480	1	2	3	754	1846	2,600	0	0	0	11,662	25,305	38,813
0	0	0	0	0	0	0	175	221	396	0	0	0	2,084	2,306	4,611
0	0	0	0	0	0	0	0	0	0	0	0	0	0	0	0
0	0	0	0	0	0	0	0	0	0	8412	5577	13,989	8,412	5,577	13,989
0	0	0	0	0	0	0	0	0	0	0	0	0	0	0	0
0	0	0	0	0	0	0	0	0	0	0	0	0	83	47	130
0	167	313	480	1	2	3	929	2,067	2,996	8,412	5,577	13,989	22,241	33,235	57,543
0	1,174	2,060	3,234	5	3	8	2,189	4,729	6,918	17,038	10,532	27,570	49,549	76,396	128,012
4,828	30,260	38,856	69,116	652	506	1,158	2,228	4,729	6,957	37,080	20,774	57,854	1,019,494	1,054,057	2,075,618

1.8A ENROLMEN PERINGKAT MENENGAH DI SEKOLAH KERAJAAN DAN BANTUAN KERAJAAN MENGIKUT LOKASI (BANDAR) SEPERTI PADA 30 JUN 2018  
ENROLMENT AT SECONDARY LEVEL IN GOVERNMENT AND GOVERNMENT-AIDED SCHOOLS BY LOCATION (URBAN) AS OF 30th JUNE 2018

MALAYSIA Tingkatan / Form	*Biasa / Regular			Berasrama Penuh Fully Residential			Agama Religious			Teknik Technical	
	L / M	P / F	J / T	L / M	P / F	J / T	L / M	P / F	J / T	L / M	P / F
<b>MENENGAH RENDAH / LOWER SECONDARY: **</b>											
Kelas Peralihan / Remove Class	6737	3298	10,035	0	0	0	0	0	0	0	0
Tingkatan 1 / Form 1	91434	89055	180,489	2052	1842	3,894	0	0	0	0	0
Tingkatan 1 Agama / Form 1 Religious	3564	5526	9,090	75	74	149	1384	2363	3,747	0	0
Tingkatan 1 PAV / Form 1 PAV	0	0	0	0	0	0	0	0	0	0	0
Tingkatan 2 / Form 2	93394	91569	184,963	1942	1795	3,737	0	0	0	0	0
Tingkatan 2 Agama / Form 2 Religious	3227	5319	8,546	77	71	148	1271	2098	3,369	0	0
Tingkatan 2 PAV / Form 2 PAV	292	142	434	0	0	0	0	0	0	0	0
Tingkatan 3 / Form 3	90608	89640	180,248	2017	1794	3,811	0	0	0	0	0
Tingkatan 3 Agama / Form 3 Religious	3510	5337	8,847	55	68	123	1444	2206	3,650	0	0
Tingkatan 3 PAV / Form 3 PAV	234	159	393	0	0	0	0	0	0	0	0
KKBP / SCLD	9513	4692	14,205	0	0	0	0	0	0	0	0
SBJK Menengah Rendah / Lower Secondary BJKS	24	4	28	0	0	0	0	0	0	0	0
<b>Jumlah Menengah Rendah / Lower Secondary Sub-total</b>	<b>302,537</b>	<b>294,741</b>	<b>597,278</b>	<b>6,218</b>	<b>5,644</b>	<b>11,862</b>	<b>4,099</b>	<b>6,667</b>	<b>10,766</b>	<b>0</b>	<b>0</b>
<b>MENENGAH ATAS / UPPER SECONDARY:</b>											
<b>TINGKATAN 4 / FORM 4</b>											
Kemanusiaan / Humanities	52103	49258	101,361	111	129	240	365	646	1,011	0	0
Sains / Science	19045	26457	45,502	1828	1819	3,647	725	1166	1,891	0	0
Agama / Religious	0	0	0	0	0	0	41	48	89	0	0
MPV / MPV	3118	1887	5,005	0	0	0	0	0	0	0	0
Program PVMA / PVMA Programme	443	430	873	0	0	0	0	0	0	0	0
Teknologi / Technology	12011	15605	27,616	120	43	163	95	134	229	0	0
Teknik / Technical	0	0	0	0	0	0	0	0	0	1155	1071
Kemahiran / Skills	0	0	0	0	0	0	0	0	0	0	0
Program Kemahiran Tahun 1 / Skills Programme Year 1	0	0	0	0	0	0	0	0	0	0	0
Program SVM Tahun 1 / VCM Year 1 Programme	0	0	0	0	0	0	0	0	0	0	0
Pendidikan Khas / Special Education	0	0	0	0	0	0	0	0	0	0	0
<b>Jumlah Kecil / Sub-total</b>	<b>86,720</b>	<b>93,637</b>	<b>180,357</b>	<b>2,059</b>	<b>1,991</b>	<b>4,050</b>	<b>1,226</b>	<b>1,994</b>	<b>3,220</b>	<b>1,155</b>	<b>1,071</b>
<b>TINGKATAN 5 / FORM 5</b>											
Kemanusiaan / Humanities	50629	48844	99,473	73	126	199	398	684	1,082	0	0
Sains / Science	19686	28009	47,695	1692	1677	3,369	731	1282	2,013	0	0
Agama / Religious	0	0	0	0	0	0	15	19	34	0	0
MPV / MPV	2944	1776	4,720	0	0	0	0	0	0	0	0
Program PVMA / PVMA Programme	838	904	1,742	0	0	0	0	0	0	0	0
Teknologi / Technology	12039	15328	27,367	96	43	139	80	130	210	0	0
Teknik / Technical	0	0	0	0	0	0	0	0	0	1118	1083
Kemahiran / Skills	0	0	0	0	0	0	0	0	0	0	0
Program Kemahiran Tahun 2 / Skills Programme Year 2	0	0	0	0	0	0	0	0	0	0	0
SBJK Menengah Atas / Upper Secondary BJKS	9	9	18	0	0	0	0	0	0	0	0
Program SVM Tahun 2 / VCM Year 2 Programme	0	0	0	0	0	0	0	0	0	0	0
Pendidikan Khas / Special Education	0	0	0	0	0	0	0	0	0	0	0
<b>Jumlah Kecil / Sub-total</b>	<b>86,145</b>	<b>94,870</b>	<b>181,015</b>	<b>1,861</b>	<b>1,846</b>	<b>3,707</b>	<b>1,224</b>	<b>2,115</b>	<b>3,339</b>	<b>1,118</b>	<b>1,083</b>
<b>Jumlah Menengah Atas / Upper Secondary Sub-total</b>	<b>172,865</b>	<b>188,507</b>	<b>361,372</b>	<b>3,920</b>	<b>3,837</b>	<b>7,757</b>	<b>2,450</b>	<b>4,109</b>	<b>6,559</b>	<b>2,273</b>	<b>2,154</b>
<b>Jumlah Menengah / Secondary Sub-total</b>	<b>475,402</b>	<b>483,248</b>	<b>958,650</b>	<b>10,138</b>	<b>9,481</b>	<b>19,619</b>	<b>6,549</b>	<b>10,776</b>	<b>17,325</b>	<b>2,273</b>	<b>2,154</b>
<b>LEPAS MENENGAH / POST SECONDARY:</b>											
<b>TINGKATAN 6 RENDAH / FORM 6 LOWER</b>											
Kemanusiaan / Humanities	6808	15222	22,030	38	59	97	258	551	809	0	0
Sains / Science	2129	2647	4,776	0	0	0	0	0	0	0	0
Agama / Religious	0	0	0	0	0	0	0	0	0	0	0
Program DVM Tahun 1 / VCM Year 1 Programme	0	0	0	0	0	0	0	0	0	0	0
Pendidikan Khas / Special Education	0	0	0	0	0	0	0	0	0	0	0
Prauniversiti / Pre-university	44	18	62	24	0	24	0	0	0	0	0
<b>Jumlah Kecil / Sub-total</b>	<b>8,981</b>	<b>17,887</b>	<b>26,868</b>	<b>62</b>	<b>59</b>	<b>121</b>	<b>258</b>	<b>551</b>	<b>809</b>	<b>0</b>	<b>0</b>
<b>TINGKATAN 6 ATAS / FORM 6 UPPER</b>											
Kemanusiaan / Humanities	5208	12209	17,417	27	34	61	208	619	827	0	0
Sains / Science	1610	1887	3,497	0	0	0	0	0	0	0	0
Agama / Religious	0	0	0	0	0	0	0	0	0	0	0
Program DVM Tahun 2 / VCM Year 2 Programme	0	0	0	0	0	0	0	0	0	0	0
Pendidikan Khas / Special Education	0	0	0	0	0	0	0	0	0	0	0
Prauniversiti / Pre-university	71	39	110	9	0	9	0	0	0	0	0
<b>Jumlah Kecil / Sub-total</b>	<b>6,889</b>	<b>14,135</b>	<b>21,024</b>	<b>36</b>	<b>34</b>	<b>70</b>	<b>208</b>	<b>619</b>	<b>827</b>	<b>0</b>	<b>0</b>
<b>Jumlah Lepas Menengah / Post Secondary Sub-total</b>	<b>15,870</b>	<b>32,022</b>	<b>47,892</b>	<b>98</b>	<b>93</b>	<b>191</b>	<b>466</b>	<b>1,170</b>	<b>1,636</b>	<b>0</b>	<b>0</b>
<b>JUMLAH BESAR / GRAND TOTAL</b>	<b>491,272</b>	<b>515,270</b>	<b>1,006,542</b>	<b>10,236</b>	<b>9,574</b>	<b>19,810</b>	<b>7,015</b>	<b>11,946</b>	<b>18,961</b>	<b>2,273</b>	<b>2,154</b>

## Nota / Note:

\* Termasuk enrolmen Sekolah Model Khas, Sekolah Sukan, Sekolah Bimbingan Jalanan Kasih dan Sekolah Seni / Including enrolment in Special Model Schools, Sports Schools, Bimbingan Jalanan Kasih Schools and Arts Schools

\*\* Enrolmen Menengah Rendah termasuk murid pendidikan khas PPKI / Enrolment in Lower Secondary Schools includes pupils in SEIP

SABK GARS			Pendidikan Khas Special Education			Kolej Tingkatan 6 Form 6 College			Kolej Vokasional (KV) Vocational College (VC)				Jumlah Total		
J/T	L/M	P/F	J/T	L/M	P/F	J/T	L/M	P/F	J/T	L/M	P/F	J/T	L/M	P/F	J/T
0	0	0	0	0	0	0	0	0	0	0	0	0	6,737	3,298	10,035
0	0	0	0	28	20	48	0	0	0	0	0	0	93,514	90,917	184,431
0	2460	3203	5,663	0	0	0	0	0	0	0	0	0	7,483	11,166	18,649
0	0	0	0	0	0	0	0	0	0	0	0	0	0	0	0
0	0	0	0	27	14	41	0	0	0	0	0	0	95,363	93,378	188,741
0	2285	3136	5,421	0	0	0	0	0	0	0	0	0	6,860	10,624	17,484
0	0	0	0	0	0	0	0	0	0	0	0	0	292	142	434
0	0	0	0	36	28	64	0	0	0	0	0	0	92,661	91,462	184,123
0	2564	3238	5,802	0	0	0	0	0	0	0	0	0	7,573	10,849	18,422
0	0	0	0	0	0	0	0	0	0	0	0	0	234	159	393
0	0	0	0	0	0	0	39	0	39	0	0	0	9,552	4,692	14,244
0	0	0	0	0	0	0	0	0	0	0	0	0	24	4	28
0	7,309	9,577	16,886	91	62	153	39	0	39	0	0	0	320,293	316,691	636,984
0	0	0	0	32	28	60	0	0	0	0	0	0	52,611	50,061	102,672
0	131	104	235	0	0	0	0	0	0	0	0	0	21,729	29,546	51,275
0	1892	2729	4,621	0	0	0	0	0	0	0	0	0	1,933	2,777	4,710
0	0	0	0	0	0	0	0	0	0	0	0	0	3,118	1,887	5,005
0	0	0	0	0	0	0	0	0	0	0	0	0	443	430	873
0	0	0	0	0	0	0	0	0	0	0	0	0	12,226	15,782	28,008
2,226	0	0	0	0	0	0	0	0	0	0	0	0	1,155	1,071	2,226
0	0	0	0	148	124	272	0	0	0	0	0	0	148	124	272
0	0	0	0	0	0	0	0	0	0	410	85	495	410	85	495
0	0	0	0	0	0	0	0	0	0	5428	2843	8,271	5,428	2,843	8,271
0	0	0	0	0	0	0	0	0	0	0	0	0	0	0	0
2,226	2,023	2,833	4,856	180	152	332	0	0	0	5,838	2,928	8,766	99,201	104,606	203,807
0	0	0	0	15	18	33	0	0	0	0	0	0	51,115	49,672	100,787
0	91	68	159	0	0	0	0	0	0	0	0	0	22,200	31,036	53,236
0	2038	2947	4,985	0	0	0	0	0	0	0	0	0	2,053	2,966	5,019
0	0	0	0	0	0	0	0	0	0	0	0	0	2,944	1,776	4,720
0	0	0	0	11	13	24	0	0	0	0	0	0	849	917	1,766
0	0	0	0	0	0	0	0	0	0	0	0	0	12,215	15,501	27,716
2,201	0	0	0	0	0	0	0	0	0	0	0	0	1,118	1,083	2,201
0	0	0	0	210	159	369	0	0	0	0	0	0	210	159	369
0	0	0	0	0	0	0	0	0	0	332	90	422	332	90	422
0	0	0	0	0	0	0	0	0	0	0	0	0	9	9	18
0	0	0	0	0	0	0	0	0	0	5595	2868	8,463	5,595	2,868	8,463
0	0	0	0	0	0	0	0	0	0	0	0	0	0	0	0
2,201	2,129	3,015	5,144	236	190	426	0	0	0	5,927	2,958	8,885	98,640	106,077	204,717
4,427	4,152	5,848	10,000	416	342	758	0	0	0	11,765	5,886	17,651	197,841	210,683	408,524
4,427	11,461	15,425	26,886	507	404	911	39	0	39	11,765	5,886	17,651	518,134	527,374	1,045,508
0	85	173	258	4	1	5	735	1628	2,363	0	0	0	7,928	17,634	25,562
0	0	0	0	0	0	0	185	239	424	0	0	0	2,314	2,886	5,200
0	361	569	930	0	0	0	0	0	0	0	0	0	361	569	930
0	0	0	0	0	0	0	0	0	0	5062	2903	7,965	5,062	2,903	7,965
0	0	0	0	0	0	0	0	0	0	0	0	0	0	0	0
0	0	0	0	0	0	0	0	0	0	0	0	0	68	18	86
0	446	742	1,188	4	1	5	920	1,867	2,787	5,062	2,903	7,965	15,733	24,010	39,743
0	88	178	266	1	2	3	485	1203	1,688	0	0	0	6,017	14,245	20,262
0	0	0	0	0	0	0	149	166	315	0	0	0	1,759	2,053	3,812
0	0	0	0	0	0	0	0	0	0	0	0	0	0	0	0
0	0	0	0	0	0	0	0	0	0	4926	3033	7,959	4,926	3,033	7,959
0	0	0	0	0	0	0	0	0	0	0	0	0	0	0	0
0	0	0	0	0	0	0	0	0	0	0	0	0	80	39	119
0	88	178	266	1	2	3	634	1,369	2,003	4,926	3,033	7,959	12,782	19,370	32,152
0	534	920	1,454	5	3	8	1,554	3,236	4,790	9,988	5,936	15,924	28,515	43,380	71,895
4,427	11,995	16,345	28,340	512	407	919	1,593	3,236	4,829	21,753	11,822	33,575	546,649	570,754	1,117,403

1.8B ENROLMEN PERINGKAT MENENGAH DI SEKOLAH KERAJAAN DAN BANTUAN KERAJAAN MENGIKUT LOKASI (LUAR BANDAR) SEPERTI PADA 30 JUN 2018  
ENROLMENT AT SECONDARY LEVEL IN GOVERNMENT AND GOVERNMENT-AIDED SCHOOLS BY LOCATION (RURAL) AS OF 30th JUNE 2018

MALAYSIA Tingkatan / Form	*Biasa / Regular			Berasrama Penuh Fully Residential			Agama Religious			Teknik Technical	
	L / M	P / F	J / T	L / M	P / F	J / T	L / M	P / F	J / T	L / M	P / F
MENENGAH RENDAH / LOWER SECONDARY: **											
Kelas Peralihan / Remove Class	2639	1227	3,866	0	0	0	0	0	0	0	0
Tingkatan 1 / Form 1	79950	73977	153,927	1663	1854	3,517	0	0	0	0	0
Tingkatan 1 Agama / Form 1 Religious	3426	5841	9,267	475	504	979	1878	2391	4,269	0	0
Tingkatan 1 PAV / Form 1 PAV	20	10	30	0	0	0	0	0	0	0	0
Tingkatan 2 / Form 2	80727	75983	156,710	1466	1839	3,305	0	0	0	0	0
Tingkatan 2 Agama / Form 2 Religious	3343	5798	9,141	411	485	896	1662	2208	3,870	0	0
Tingkatan 2 PAV / Form 2 PAV	539	172	711	0	0	0	0	0	0	0	0
Tingkatan 3 / Form 3	77483	73480	150,963	1739	1813	3,552	0	0	0	0	0
Tingkatan 3 Agama / Form 3 Religious	3538	5976	9,514	391	416	807	1668	2178	3,846	0	0
Tingkatan 3 PAV / Form 3 PAV	466	182	648	0	0	0	0	0	0	0	0
KKBP / SCLD	9391	4431	13,822	0	0	0	0	0	0	0	0
SBJK Menengah Rendah / Lower Secondary BJKS	0	0	0	0	0	0	0	0	0	0	0
Jumlah Menengah Rendah / Lower Secondary Sub-total	261,522	247,077	508,599	6,145	6,911	13,056	5,208	6,777	11,985	0	0
MENENGAH ATAS / UPPER SECONDARY:											
TINGKATAN 4 / FORM 4											
Kemanusiaan / Humanities	51797	47850	99,647	29	32	61	549	850	1,399	0	0
Sains / Science	9133	15707	24,840	1864	2185	4,049	681	992	1,673	0	0
Agama / Religious	0	0	0	0	0	0	73	79	152	0	0
MPV / MPV	4770	2314	7,084	0	0	0	0	0	0	0	0
Program PVMA/ PVMA Programme	507	296	803	0	0	0	0	0	0	0	0
Teknologi / Technology	7957	11236	19,193	22	18	40	172	149	321	0	0
Teknik / Technical	0	0	0	0	0	0	0	0	0	142	118
Kemahiran / Skills	0	0	0	0	0	0	0	0	0	0	0
Program Kemahiran Tahun 1 / Skills Programme Year 1	0	0	0	0	0	0	0	0	0	0	0
Program SVM Tahun 1 / VCM Year 1 Programme	0	0	0	0	0	0	0	0	0	0	0
Pendidikan Khas / Special Education	0	0	0	0	0	0	0	0	0	0	0
Jumlah Kecil / Sub-total	74,164	77,403	151,567	1,915	2,235	4,150	1,475	2,070	3,545	142	118
TINGKATAN 5 / FORM 5											
Kemanusiaan / Humanities	49252	46728	95,980	16	21	37	609	973	1,582	0	0
Sains / Science	9326	16609	25,935	1504	1915	3,419	629	977	1,606	0	0
Agama / Religious	0	0	0	0	0	0	0	0	0	0	0
MPV / MPV	4264	2277	6,541	0	0	0	0	0	0	0	0
Program PVMA / PVMA Programme	1620	1051	2,671	0	0	0	0	0	0	0	0
Teknologi / Technology	7664	11112	18,776	30	13	43	206	131	337	0	0
Teknik / Technical	0	0	0	0	0	0	0	0	0	78	63
Kemahiran / Skills	0	0	0	0	0	0	0	0	0	0	0
Program Kemahiran Tahun 2 / Skills Programme Year 2	0	0	0	0	0	0	0	0	0	0	0
SBJK Menengah Atas / Upper Secondary BJKS	0	0	0	0	0	0	0	0	0	0	0
Program SVM Tahun 2 / VCM Year 2 Programme	0	0	0	0	0	0	0	0	0	0	0
Pendidikan Khas / Special Education	0	0	0	0	0	0	0	0	0	0	0
Jumlah Kecil / Sub-total	72,126	77,777	149,903	1,550	1,949	3,499	1,444	2,081	3,525	78	63
Jumlah Menengah Atas / Upper Secondary Sub-total	146,290	155,180	301,470	3,465	4,184	7,649	2,919	4,151	7,070	220	181
Jumlah Menengah / Secondary Sub-total	407,812	402,257	810,069	9,610	11,095	20,705	8,127	10,928	19,055	220	181
LEPAS MENENGAH / POST SECONDARY:											
TINGKATAN 6 RENDAH / FORM 6 LOWER											
Kemanusiaan / Humanities	6489	14225	20,714	8	33	41	213	483	696	0	0
Sains / Science	395	546	941	0	0	0	0	0	0	0	0
Agama / Religious	0	0	0	0	0	0	0	0	0	0	0
Program DVM Tahun 1 / VCM Year 1 Programme	0	0	0	0	0	0	0	0	0	0	0
Pendidikan Khas / Special Education	0	0	0	0	0	0	0	0	0	0	0
Prauniversiti / Pre-university	5	4	9	0	8	8	0	0	0	0	0
Jumlah Kecil / Sub-total	6,889	14,775	21,664	8	41	49	213	483	696	0	0
TINGKATAN 6 ATAS / FORM 6 UPPER											
Kemanusiaan / Humanities	5033	11564	16,597	19	35	54	245	529	774	0	0
Sains / Science	299	419	718	0	0	0	0	0	0	0	0
Agama / Religious	0	0	0	0	0	0	0	0	0	0	0
Program DVM Tahun 2 / VCM Year 2 Programme	0	0	0	0	0	0	0	0	0	0	0
Pendidikan Khas / Special Education	0	0	0	0	0	0	0	0	0	0	0
Prauniversiti / Pre-university	3	8	11	0	0	0	0	0	0	0	0
Jumlah Kecil / Sub-total	5,335	11,991	17,326	19	35	54	245	529	774	0	0
Jumlah Lepas Menengah / Post Secondary Sub-total	12,224	26,766	38,990	27	76	103	458	1,012	1,470	0	0
<b>JUMLAH BESAR / GRAND TOTAL</b>	<b>420,036</b>	<b>429,023</b>	<b>849,059</b>	<b>9,637</b>	<b>11,171</b>	<b>20,808</b>	<b>8,585</b>	<b>11,940</b>	<b>20,525</b>	<b>220</b>	<b>181</b>

Nota / Note :

\* Termasuk enrolmen Sekolah Model Khas, Sekolah Sukan, Sekolah Bimbingan Jalinan Kasih dan Sekolah Seni / Including enrolment in Special Model Schools, Sports Schools, Bimbingan Jalinan Kasih Schools and Arts Schools

\*\* Enrolmen Menengah Rendah termasuk murid pendidikan khas PPKI / Enrolment in Lower Secondary Schools includes pupils in SEIP

SABK GARS			Pendidikan Khas Special Education			Kolej Tingkatan 6 Form 6 College			Kolej Vokasional (KV) Vocational College (VC)				Jumlah Total		
J/T	L/M	P/F	J/T	L/M	P/F	J/T	L/M	P/F	J/T	L/M	P/F	J/T	L/M	P/F	J/T
0	0	0	0	0	0	0	0	0	0	0	0	0	2,639	1,227	3,866
0	0	0	0	0	0	0	0	0	0	0	0	0	81,613	75,831	157,444
0	4275	4715	8,990	0	0	0	0	0	0	0	0	0	10,054	13,451	23,505
0	0	0	0	0	0	0	0	0	0	0	0	0	20	10	30
0	0	0	0	0	0	0	0	0	0	0	0	0	82,193	77,822	160,015
0	3790	4558	8,348	0	0	0	0	0	0	0	0	0	9,206	13,049	22,255
0	0	0	0	0	0	0	0	0	0	0	0	0	539	172	711
0	0	0	0	0	0	0	0	0	0	0	0	0	79,222	75,293	154,515
0	3783	4508	8,291	0	0	0	0	0	0	0	0	0	9,380	13,078	22,458
0	0	0	0	0	0	0	0	0	0	0	0	0	466	182	648
0	0	0	0	0	0	0	0	0	0	0	0	0	9,391	4,431	13,822
0	0	0	0	0	0	0	0	0	0	0	0	0	0	0	0
0	11,848	13,781	25,629	0	0	0	0	0	0	0	0	0	284,723	274,546	559,269
0	11	30	41	0	0	0	0	0	0	0	0	0	52,386	48,762	101,148
0	112	108	220	0	0	0	0	0	0	0	0	0	11,790	18,992	30,782
0	2717	3678	6,395	0	0	0	0	0	0	0	0	0	2,790	3,757	6,547
0	0	0	0	0	0	0	0	0	0	0	0	0	4,770	2,314	7,084
0	0	0	0	0	0	0	0	0	0	0	0	0	507	296	803
0	0	0	0	0	0	0	0	0	0	0	0	0	8,151	11,403	19,554
260	0	0	0	0	0	0	0	0	0	0	0	0	142	118	260
0	0	0	0	35	34	69	0	0	0	0	0	0	35	34	69
0	0	0	0	0	0	0	0	0	0	308	102	410	308	102	410
0	0	0	0	0	0	0	0	0	0	3756	2005	5,761	3,756	2,005	5,761
0	0	0	0	0	0	0	0	0	0	0	0	0	0	0	0
260	2,840	3,816	6,656	35	34	69	0	0	0	4,064	2,107	6,171	84,635	87,783	172,418
0	9	26	35	0	0	0	0	0	0	0	0	0	49,886	47,748	97,634
0	103	84	187	0	0	0	0	0	0	0	0	0	11,562	19,585	31,147
0	2825	3664	6,489	0	0	0	0	0	0	0	0	0	2,825	3,664	6,489
0	0	0	0	0	0	0	0	0	0	0	0	0	4,264	2,277	6,541
0	0	0	0	0	0	0	0	0	0	0	0	0	1,620	1,051	2,671
0	0	0	0	0	0	0	0	0	0	0	0	0	7,900	11,256	19,156
141	0	0	0	0	0	0	0	0	0	0	0	0	78	63	141
0	0	0	0	105	65	170	0	0	0	0	0	0	105	65	170
0	0	0	0	0	0	0	0	0	0	299	84	383	299	84	383
0	0	0	0	0	0	0	0	0	0	3914	2165	6,079	3,914	2,165	6,079
0	0	0	0	0	0	0	0	0	0	0	0	0	0	0	0
0	0	0	0	0	0	0	0	0	0	0	0	0	0	0	0
141	2,937	3,774	6,711	105	65	170	0	0	0	4,213	2,249	6,462	82,453	87,958	170,411
401	5,777	7,590	13,367	140	99	239	0	0	0	8,277	4,356	12,633	167,088	175,741	342,829
401	17,625	21,371	38,996	140	99	239	0	0	0	8,277	4,356	12,633	451,811	450,287	902,098
0	41	89	130	0	0	0	288	734	1,022	0	0	0	7,039	15,564	22,603
0	0	0	0	0	0	0	52	61	113	0	0	0	447	607	1,054
0	520	916	1,436	0	0	0	0	0	0	0	0	0	520	916	1,436
0	0	0	0	0	0	0	0	0	0	3564	2052	5,616	3,564	2,052	5,616
0	0	0	0	0	0	0	0	0	0	0	0	0	0	0	0
0	0	0	0	0	0	0	0	0	0	0	0	0	5	12	17
0	561	1,005	1,566	0	0	0	340	795	1,135	3,564	2,052	5,616	11,575	19,151	30,726
0	79	135	214	0	0	0	269	643	912	0	0	0	5,645	12,906	18,551
0	0	0	0	0	0	0	26	55	81	0	0	0	325	474	799
0	0	0	0	0	0	0	0	0	0	0	0	0	0	0	0
0	0	0	0	0	0	0	0	0	0	3486	2544	6,030	3,486	2,544	6,030
0	0	0	0	0	0	0	0	0	0	0	0	0	0	0	0
0	0	0	0	0	0	0	0	0	0	0	0	0	3	8	11
0	79	135	214	0	0	0	295	698	993	3,486	2,544	6,030	9,459	15,932	25,391
0	640	1,140	1,780	0	0	0	635	1,493	2,128	7,050	4,596	11,646	21,034	35,083	56,117
401	18,265	22,511	40,776	140	99	239	635	1,493	2,128	15,327	8,952	24,279	472,845	485,370	958,215

1.8.1 ENROLMEN PERINGKAT MENENGAH DI SEKOLAH KERAJAAN DAN BANTUAN KERAJAAN SEPerti PADA 30 JUN 2018  
ENROLMENT AT SECONDARY LEVEL IN GOVERNMENT AND GOVERNMENT-AIDED SCHOOLS AS OF 30th JUNE 2018

JOHOR	*Biasa / Regular			Berasrama Penuh Fully Residential			Agama Religious			Teknik Technical	
	L / M	P / F	J / T	L / M	P / F	J / T	L / M	P / F	J / T	L / M	P / F
MENENGAH RENDAH / LOWER SECONDARY: **											
Kelas Peralihan / Remove Class	1846	881	2,727	0	0	0	0	0	0	0	0
Tingkatan 1 / Form 1	21619	20553	42,172	322	523	845	0	0	0	0	0
Tingkatan 1 Agama / Form 1 Religious	713	1086	1,799	42	38	80	300	386	686	0	0
Tingkatan 1 PAV / Form 1 PAV	0	0	0	0	0	0	0	0	0	0	0
Tingkatan 2 / Form 2	22335	21676	44,011	305	512	817	0	0	0	0	0
Tingkatan 2 Agama / Form 2 Religious	549	948	1,497	40	50	90	225	311	536	0	0
Tingkatan 2 PAV / Form 2 PAV	59	24	83	0	0	0	0	0	0	0	0
Tingkatan 3 / Form 3	21389	20799	42,188	340	498	838	0	0	0	0	0
Tingkatan 3 Agama / Form 3 Religious	670	947	1,617	47	45	92	205	281	486	0	0
Tingkatan 3 PAV / Form 3 PAV	47	31	78	0	0	0	0	0	0	0	0
KKBP / SCLD	2278	1123	3,401	0	0	0	0	0	0	0	0
SBJK Menengah Rendah / Lower Secondary BJKS	0	0	0	0	0	0	0	0	0	0	0
<b>Jumlah Menengah Rendah / Lower Secondary Sub-total</b>	<b>71,505</b>	<b>68,068</b>	<b>139,573</b>	<b>1,096</b>	<b>1,666</b>	<b>2,762</b>	<b>730</b>	<b>978</b>	<b>1,708</b>	<b>0</b>	<b>0</b>
MENENGAH ATAS / UPPER SECONDARY:											
TINGKATAN 4 / FORM 4											
Kemanusiaan / Humanities	13082	11631	24,713	0	0	0	13	19	32	0	0
Sains / Science	3133	5061	8,194	297	537	834	156	259	415	0	0
Agama / Religious	0	0	0	0	0	0	21	11	32	0	0
MPV / MPV	624	283	907	0	0	0	0	0	0	0	0
Program PVMA / PVMA Programme	55	29	84	0	0	0	0	0	0	0	0
Teknologi / Technology	3227	4160	7,387	35	9	44	24	36	60	0	0
Teknik / Technical	0	0	0	0	0	0	0	0	0	146	146
Kemahiran / Skills	0	0	0	0	0	0	0	0	0	0	0
Program Kemahiran Tahun 1 / Skills Programme Year 1	0	0	0	0	0	0	0	0	0	0	0
Program SVM Tahun 1 / VCM Year 1 Programme	0	0	0	0	0	0	0	0	0	0	0
Pendidikan Khas / Special Education	0	0	0	0	0	0	0	0	0	0	0
<b>Jumlah Kecil / Sub-total</b>	<b>20,121</b>	<b>21,164</b>	<b>41,285</b>	<b>332</b>	<b>546</b>	<b>878</b>	<b>214</b>	<b>325</b>	<b>539</b>	<b>146</b>	<b>146</b>
TINGKATAN 5 / FORM 5											
Kemanusiaan / Humanities	12968	11654	24,622	0	0	0	28	39	67	0	0
Sains / Science	3448	5407	8,855	236	500	736	132	196	328	0	0
Agama / Religious	0	0	0	0	0	0	0	0	0	0	0
MPV / MPV	586	304	890	0	0	0	0	0	0	0	0
Program PVMA / PVMA Programme	403	249	652	0	0	0	0	0	0	0	0
Teknologi / Technology	2940	4115	7,055	36	8	44	31	38	69	0	0
Teknik / Technical	0	0	0	0	0	0	0	0	0	140	156
Kemahiran / Skills	0	0	0	0	0	0	0	0	0	0	0
Program Kemahiran Tahun 2 / Skills Programme Year 2	0	0	0	0	0	0	0	0	0	0	0
SBJK Menengah Atas / Upper Secondary BJKS	0	0	0	0	0	0	0	0	0	0	0
Program SVM Tahun 2 / VCM Year 2 Programme	0	0	0	0	0	0	0	0	0	0	0
Pendidikan Khas / Special Education	0	0	0	0	0	0	0	0	0	0	0
<b>Jumlah Kecil / Sub-total</b>	<b>20,345</b>	<b>21,729</b>	<b>42,074</b>	<b>272</b>	<b>508</b>	<b>780</b>	<b>191</b>	<b>273</b>	<b>464</b>	<b>140</b>	<b>156</b>
<b>Jumlah Menengah Atas / Upper Secondary Sub-total</b>	<b>40,466</b>	<b>42,893</b>	<b>83,359</b>	<b>604</b>	<b>1,054</b>	<b>1,658</b>	<b>405</b>	<b>598</b>	<b>1,003</b>	<b>286</b>	<b>302</b>
<b>Jumlah Menengah / Secondary Sub-total</b>	<b>111,971</b>	<b>110,961</b>	<b>222,932</b>	<b>1,700</b>	<b>2,720</b>	<b>4,420</b>	<b>1,135</b>	<b>1,576</b>	<b>2,711</b>	<b>286</b>	<b>302</b>
LEPAS MENENGAH / POST SECONDARY:											
TINGKATAN 6 RENDAH / FORM 6 LOWER											
Kemanusiaan / Humanities	1459	3400	4,859	0	0	0	15	53	68	0	0
Sains / Science	435	731	1,166	0	0	0	0	0	0	0	0
Agama / Religious	0	0	0	0	0	0	0	0	0	0	0
Program DVM Tahun 1 / VCM Year 1 Programme	0	0	0	0	0	0	0	0	0	0	0
Pendidikan Khas / Special Education	0	0	0	0	0	0	0	0	0	0	0
Prauniversiti / Pre-university	44	18	62	0	0	0	0	0	0	0	0
<b>Jumlah Kecil / Sub-total</b>	<b>1,938</b>	<b>4,149</b>	<b>6,087</b>	<b>0</b>	<b>0</b>	<b>0</b>	<b>15</b>	<b>53</b>	<b>68</b>	<b>0</b>	<b>0</b>
TINGKATAN 6 ATAS / FORM 6 UPPER											
Kemanusiaan / Humanities	1156	2690	3,846	0	0	0	20	60	80	0	0
Sains / Science	313	447	760	0	0	0	0	0	0	0	0
Agama / Religious	0	0	0	0	0	0	0	0	0	0	0
Program DVM Tahun 2 / VCM Year 2 Programme	0	0	0	0	0	0	0	0	0	0	0
Pendidikan Khas / Special Education	0	0	0	0	0	0	0	0	0	0	0
Prauniversiti / Pre-university	38	13	51	0	0	0	0	0	0	0	0
<b>Jumlah Kecil / Sub-total</b>	<b>1,507</b>	<b>3,150</b>	<b>4,657</b>	<b>0</b>	<b>0</b>	<b>0</b>	<b>20</b>	<b>60</b>	<b>80</b>	<b>0</b>	<b>0</b>
<b>Jumlah Lepas Menengah / Post Secondary Sub-total</b>	<b>3,445</b>	<b>7,299</b>	<b>10,744</b>	<b>0</b>	<b>0</b>	<b>0</b>	<b>35</b>	<b>113</b>	<b>148</b>	<b>0</b>	<b>0</b>
<b>JUMLAH BESAR / GRAND TOTAL</b>	<b>115,416</b>	<b>118,260</b>	<b>233,676</b>	<b>1,700</b>	<b>2,720</b>	<b>4,420</b>	<b>1,170</b>	<b>1,689</b>	<b>2,859</b>	<b>286</b>	<b>302</b>

Nota / Note :

\* Termasuk enrolmen Sekolah Model Khas, Sekolah Sukan, Sekolah Bimbingan Jalanan Kasih dan Sekolah Seni / Including enrolment in Special Model Schools, Sports Schools, Bimbingan Jalanan Kasih Schools and Arts Schools

\*\* Enrolmen Menengah Rendah termasuk murid pendidikan khas PPKI / Enrolment in Lower Secondary Schools includes pupils in SEIP

J/T	SABK GARS		Pendidikan Khas Special Education			Kolej Tingkatan 6 Form 6 College			Kolej Vokasional (KV) Vocational College (VC)			Jumlah Total				
	L/M	P/F	J/T	L/M	P/F	J/T	L/M	P/F	J/T	L/M	P/F	J/T	L/M	P/F	J/T	
0	0	0	0	0	0	0	0	0	0	0	0	0	1,846	881	2,727	
0	0	0	0	0	0	0	0	0	0	0	0	0	21,941	21,076	43,017	
0	623	714	1,337	0	0	0	0	0	0	0	0	0	1,678	2,224	3,902	
0	0	0	0	0	0	0	0	0	0	0	0	0	0	0	0	
0	0	0	0	0	0	0	0	0	0	0	0	0	22,640	22,188	44,828	
0	538	719	1,257	0	0	0	0	0	0	0	0	0	1,352	2,028	3,380	
0	0	0	0	0	0	0	0	0	0	0	0	0	59	24	83	
0	0	0	0	0	0	0	0	0	0	0	0	0	21,729	21,297	43,026	
0	591	793	1,384	0	0	0	0	0	0	0	0	0	1,513	2,066	3,579	
0	0	0	0	0	0	0	0	0	0	0	0	0	47	31	78	
0	0	0	0	0	0	0	0	0	0	0	0	0	2,278	1,123	3,401	
0	0	0	0	0	0	0	0	0	0	0	0	0	0	0	0	
0	1,752	2,226	3,978	0	0	0	0	0	0	0	0	0	75,083	72,938	148,021	
0	0	0	0	0	0	0	0	0	0	0	0	0	13,095	11,650	24,745	
0	0	0	0	0	0	0	0	0	0	0	0	0	3,586	5,857	9,443	
0	456	607	1,063	0	0	0	0	0	0	0	0	0	477	618	1,095	
0	0	0	0	0	0	0	0	0	0	0	0	0	624	283	907	
0	0	0	0	0	0	0	0	0	0	0	0	0	55	29	84	
0	0	0	0	0	0	0	0	0	0	0	0	0	3,286	4,205	7,491	
292	0	0	0	0	0	0	0	0	0	0	0	0	146	146	292	
0	0	0	0	49	31	80	0	0	0	0	0	0	49	31	80	
0	0	0	0	0	0	0	0	0	0	0	51	6	57	51	6	57
0	0	0	0	0	0	0	0	0	0	1024	498	1,522	1,024	498	1,522	
0	0	0	0	0	0	0	0	0	0	0	0	0	0	0	0	
292	456	607	1,063	49	31	80	0	0	0	1,075	504	1,579	22,393	23,323	45,716	
0	0	0	0	0	0	0	0	0	0	0	0	0	12,996	11,693	24,689	
0	0	0	0	0	0	0	0	0	0	0	0	0	3,816	6,103	9,919	
0	518	668	1,186	0	0	0	0	0	0	0	0	0	518	668	1,186	
0	0	0	0	0	0	0	0	0	0	0	0	0	586	304	890	
0	0	0	0	0	0	0	0	0	0	0	0	0	403	249	652	
0	0	0	0	0	0	0	0	0	0	0	0	0	3,007	4,161	7,168	
296	0	0	0	0	0	0	0	0	0	0	0	0	140	156	296	
0	0	0	0	65	51	116	0	0	0	0	0	0	65	51	116	
0	0	0	0	0	0	0	0	0	0	40	1	41	40	1	41	
0	0	0	0	0	0	0	0	0	0	1032	508	1,540	1,032	508	1,540	
0	0	0	0	0	0	0	0	0	0	0	0	0	0	0	0	
0	0	0	0	0	0	0	0	0	0	0	0	0	0	0	0	
296	518	668	1,186	65	51	116	0	0	0	1,072	509	1,581	22,603	23,894	46,497	
588	974	1,275	2,249	114	82	196	0	0	0	2,147	1,013	3,160	44,996	47,217	92,213	
588	2,726	3,501	6,227	114	82	196	0	0	0	2,147	1,013	3,160	120,079	120,155	240,234	
0	0	0	0	0	0	0	42	101	143	0	0	0	1,474	3,453	4,927	
0	0	0	0	0	0	0	34	36	70	0	0	0	435	731	1,166	
0	96	141	237	0	0	0	0	0	0	0	0	0	96	141	237	
0	0	0	0	0	0	0	0	0	0	815	462	1,277	815	462	1,277	
0	0	0	0	0	0	0	0	0	0	0	0	0	0	0	0	
0	0	0	0	0	0	0	0	0	0	0	0	0	44	18	62	
0	96	141	237	0	0	0	76	137	213	815	462	1,277	2,864	4,805	7,669	
0	21	30	51	0	0	0	30	94	124	0	0	0	1,197	2,780	3,977	
0	0	0	0	0	0	0	5	30	35	0	0	0	313	447	760	
0	0	0	0	0	0	0	0	0	0	0	0	0	0	0	0	
0	0	0	0	0	0	0	0	0	0	803	406	1,209	803	406	1,209	
0	0	0	0	0	0	0	0	0	0	0	0	0	0	0	0	
0	0	0	0	0	0	0	0	0	0	0	0	0	38	13	51	
0	21	30	51	0	0	0	35	124	159	803	406	1,209	2,351	3,646	5,997	
0	117	171	288	0	0	0	111	261	372	1,618	868	2,486	5,215	8,451	13,666	
588	2,843	3,672	6,515	114	82	196	111	261	372	3,765	1,881	5,646	125,294	128,606	253,900	

1.8.1A ENROLMEN PERINGKAT MENENGAH DI SEKOLAH KERAJAAN DAN BANTUAN KERAJAAN LOKASI (BANDAR) SEPERTI PADA 30 JUN 2018  
ENROLMENT AT SECONDARY LEVEL IN GOVERNMENT AND GOVERNMENT-AIDED SCHOOLS BY LOCATION (URBAN) AS OF 30th JUNE 2018

JOHOR	*Biasa / Regular			Berasrama Penuh Fully Residential			Agama Religious			Teknik Technical	
	L / M	P / F	J / T	L / M	P / F	J / T	L / M	P / F	J / T	L / M	P / F
MENENGAH RENDAH / LOWER SECONDARY: **											
Kelas Peralihan / Remove Class	1530	757	2,287	0	0	0	0	0	0	0	0
Tingkatan 1 / Form 1	14023	13571	27,594	200	357	557	0	0	0	0	0
Tingkatan 1 Agama / Form 1 Religious	430	650	1,080	0	0	0	224	313	537	0	0
Tingkatan 1 PAV / Form 1 PAV	0	0	0	0	0	0	0	0	0	0	0
Tingkatan 2 / Form 2	14336	14074	28,410	186	344	530	0	0	0	0	0
Tingkatan 2 Agama / Form 2 Religious	342	554	896	0	0	0	190	261	451	0	0
Tingkatan 2 PAV / Form 2 PAV	25	24	49	0	0	0	0	0	0	0	0
Tingkatan 3 / Form 3	13861	13676	27,537	197	350	547	0	0	0	0	0
Tingkatan 3 Agama / Form 3 Religious	400	579	979	0	0	0	205	281	486	0	0
Tingkatan 3 PAV / Form 3 PAV	20	31	51	0	0	0	0	0	0	0	0
KKBP / SCLD	1283	639	1,922	0	0	0	0	0	0	0	0
SBJK Menengah Rendah / Lower Secondary BJKS	0	0	0	0	0	0	0	0	0	0	0
<b>Jumlah Menengah Rendah / Lower Secondary Sub-total</b>	<b>46,250</b>	<b>44,555</b>	<b>90,805</b>	<b>583</b>	<b>1,051</b>	<b>1,634</b>	<b>619</b>	<b>855</b>	<b>1,474</b>	<b>0</b>	<b>0</b>
MENENGAH ATAS / UPPER SECONDARY:											
TINGKATAN 4 / FORM 4											
Kemanusiaan / Humanities	8533	7708	16,241	0	0	0	0	0	0	0	0
Sains / Science	2195	3426	5,621	161	350	511	139	220	359	0	0
Agama / Religious	0	0	0	0	0	0	21	11	32	0	0
MPV / MPV	220	102	322	0	0	0	0	0	0	0	0
Program PVMA / PVMA Programme	40	26	66	0	0	0	0	0	0	0	0
Teknologi / Technology	2056	2617	4,673	27	0	27	24	36	60	0	0
Teknik / Technical	0	0	0	0	0	0	0	0	0	146	146
Kemahiran / Skills	0	0	0	0	0	0	0	0	0	0	0
Program Kemahiran Tahun 1 / Skills Programme Year 1	0	0	0	0	0	0	0	0	0	0	0
Program SVM Tahun 1 / VCM Year 1 Programme	0	0	0	0	0	0	0	0	0	0	0
Pendidikan Khas / Special Education	0	0	0	0	0	0	0	0	0	0	0
<b>Jumlah Kecil / Sub-total</b>	<b>13,044</b>	<b>13,879</b>	<b>26,923</b>	<b>188</b>	<b>350</b>	<b>538</b>	<b>184</b>	<b>267</b>	<b>451</b>	<b>146</b>	<b>146</b>
TINGKATAN 5 / FORM 5											
Kemanusiaan / Humanities	8561	7722	16,283	0	0	0	28	39	67	0	0
Sains / Science	2428	3647	6,075	131	327	458	132	196	328	0	0
Agama / Religious	0	0	0	0	0	0	0	0	0	0	0
MPV / MPV	179	109	288	0	0	0	0	0	0	0	0
Program PVMA / PVMA Programme	86	74	160	0	0	0	0	0	0	0	0
Teknologi / Technology	1888	2621	4,509	24	0	24	31	38	69	0	0
Teknik / Technical	0	0	0	0	0	0	0	0	0	140	156
Kemahiran / Skills	0	0	0	0	0	0	0	0	0	0	0
Program Kemahiran Tahun 2 / Skills Programme Year 2	0	0	0	0	0	0	0	0	0	0	0
SBJK Menengah Atas / Upper Secondary BJKS	0	0	0	0	0	0	0	0	0	0	0
Program SVM Tahun 2 / VCM Year 2 Programme	0	0	0	0	0	0	0	0	0	0	0
Pendidikan Khas / Special Education	0	0	0	0	0	0	0	0	0	0	0
<b>Jumlah Kecil / Sub-total</b>	<b>13,142</b>	<b>14,173</b>	<b>27,315</b>	<b>155</b>	<b>327</b>	<b>482</b>	<b>191</b>	<b>273</b>	<b>464</b>	<b>140</b>	<b>156</b>
<b>Jumlah Menengah Atas / Upper Secondary Sub-total</b>	<b>26,186</b>	<b>28,052</b>	<b>54,238</b>	<b>343</b>	<b>677</b>	<b>1,020</b>	<b>375</b>	<b>540</b>	<b>915</b>	<b>286</b>	<b>302</b>
<b>Jumlah Menengah / Secondary Sub-total</b>	<b>72,436</b>	<b>72,607</b>	<b>145,043</b>	<b>926</b>	<b>1,728</b>	<b>2,654</b>	<b>994</b>	<b>1,395</b>	<b>2,389</b>	<b>286</b>	<b>302</b>
LEPAS MENENGAH / POST SECONDARY:											
TINGKATAN 6 RENDAH / FORM 6 LOWER											
Kemanusiaan / Humanities	906	1944	2,850	0	0	0	15	53	68	0	0
Sains / Science	377	652	1,029	0	0	0	0	0	0	0	0
Agama / Religious	0	0	0	0	0	0	0	0	0	0	0
Program DVM Tahun 1 / VCM Year 1 Programme	0	0	0	0	0	0	0	0	0	0	0
Pendidikan Khas / Special Education	44	18	62	0	0	0	0	0	0	0	0
Prauniversiti / Pre-university	0	0	0	0	0	0	0	0	0	0	0
<b>Jumlah Kecil / Sub-total</b>	<b>1,327</b>	<b>2,614</b>	<b>3,941</b>	<b>0</b>	<b>0</b>	<b>0</b>	<b>15</b>	<b>53</b>	<b>68</b>	<b>0</b>	<b>0</b>
TINGKATAN 6 ATAS / FORM 6 UPPER											
Kemanusiaan / Humanities	672	1509	2,181	0	0	0	20	60	80	0	0
Sains / Science	285	385	670	0	0	0	0	0	0	0	0
Agama / Religious	0	0	0	0	0	0	0	0	0	0	0
Program DVM Tahun 2 / VCM Year 2 Programme	0	0	0	0	0	0	0	0	0	0	0
Pendidikan Khas / Special Education	0	0	0	0	0	0	0	0	0	0	0
Prauniversiti / Pre-university	38	13	51	0	0	0	0	0	0	0	0
<b>Jumlah Kecil / Sub-total</b>	<b>995</b>	<b>1,907</b>	<b>2,902</b>	<b>0</b>	<b>0</b>	<b>0</b>	<b>20</b>	<b>60</b>	<b>80</b>	<b>0</b>	<b>0</b>
<b>Jumlah Lepas Menengah / Post Secondary Sub-total</b>	<b>2,322</b>	<b>4,521</b>	<b>6,843</b>	<b>0</b>	<b>0</b>	<b>0</b>	<b>35</b>	<b>113</b>	<b>148</b>	<b>0</b>	<b>0</b>
<b>JUMLAH BESAR / GRAND TOTAL</b>	<b>74,758</b>	<b>77,128</b>	<b>151,886</b>	<b>926</b>	<b>1,728</b>	<b>2,654</b>	<b>1,029</b>	<b>1,508</b>	<b>2,537</b>	<b>286</b>	<b>302</b>

## Nota / Note:

\* Termasuk enrolmen Sekolah Model Khas, Sekolah Sukan, Sekolah Bimbingan Jalanan Kasih dan Sekolah Seni / Including enrolment in Special Model Schools, Sports Schools, Bimbingan Jalanan Kasih Schools and Arts Schools

\*\* Enrolmen Menengah Rendah termasuk murid pendidikan khas PPKI / Enrolment in Lower Secondary Schools includes pupils in SEIP

SABK GARS			Pendidikan Khas Special Education			Kolej Tingkatan 6 Form 6 College			Kolej Vokasional (KV) Vocational College (VC)			Jumlah Total			
J/T	L/M	P/F	J/T	L/M	P/F	J/T	L/M	P/F	J/T	L/M	P/F	J/T	L/M	P/F	J/T
0	0	0	0	0	0	0	0	0	0	0	0	0	1,530	757	2,287
0	0	0	0	0	0	0	0	0	0	0	0	0	14,223	13,928	28,151
0	235	297	532	0	0	0	0	0	0	0	0	0	889	1,260	2,149
0	0	0	0	0	0	0	0	0	0	0	0	0	0	0	0
0	0	0	0	0	0	0	0	0	0	0	0	0	14,522	14,418	28,940
0	221	311	532	0	0	0	0	0	0	0	0	0	753	1,126	1,879
0	0	0	0	0	0	0	0	0	0	0	0	0	25	24	49
0	0	0	0	0	0	0	0	0	0	0	0	0	14,058	14,026	28,084
0	230	347	577	0	0	0	0	0	0	0	0	0	835	1,207	2,042
0	0	0	0	0	0	0	0	0	0	0	0	0	20	31	51
0	0	0	0	0	0	0	0	0	0	0	0	0	1,283	639	1,922
0	0	0	0	0	0	0	0	0	0	0	0	0	0	0	0
0	686	955	1,641	0	0	0	0	0	0	0	0	0	48,138	47,416	95,554
0	0	0	0	0	0	0	0	0	0	0	0	0	8,533	7,708	16,241
0	0	0	0	0	0	0	0	0	0	0	0	0	2,495	3,996	6,491
0	193	258	451	0	0	0	0	0	0	0	0	0	214	269	483
0	0	0	0	0	0	0	0	0	0	0	0	0	220	102	322
0	0	0	0	0	0	0	0	0	0	0	0	0	40	26	66
0	0	0	0	0	0	0	0	0	0	0	0	0	2,107	2,653	4,760
292	0	0	0	0	0	0	0	0	0	0	0	0	146	146	292
0	0	0	0	49	31	80	0	0	0	0	0	0	49	31	80
0	0	0	0	0	0	0	0	0	0	51	6	57	51	6	57
0	0	0	0	0	0	0	0	0	0	1024	498	1,522	1,024	498	1,522
0	0	0	0	0	0	0	0	0	0	0	0	0	0	0	0
292	193	258	451	49	31	80	0	0	0	1,075	504	1,579	14,879	15,435	30,314
0	0	0	0	0	0	0	0	0	0	0	0	0	8,589	7,761	16,350
0	0	0	0	0	0	0	0	0	0	0	0	0	2,691	4,170	6,861
0	217	307	524	0	0	0	0	0	0	0	0	0	217	307	524
0	0	0	0	0	0	0	0	0	0	0	0	0	179	109	288
0	0	0	0	0	0	0	0	0	0	0	0	0	86	74	160
0	0	0	0	0	0	0	0	0	0	0	0	0	1,943	2,659	4,602
296	0	0	0	0	0	0	0	0	0	0	0	0	140	156	296
0	0	0	0	65	51	116	0	0	0	0	0	0	65	51	116
0	0	0	0	0	0	0	0	0	0	40	1	41	40	1	41
0	0	0	0	0	0	0	0	0	0	1032	508	1,540	1,032	508	1,540
0	0	0	0	0	0	0	0	0	0	0	0	0	0	0	0
0	0	0	0	0	0	0	0	0	0	0	0	0	0	0	0
296	217	307	524	65	51	116	0	0	0	1,072	509	1,581	14,982	15,796	30,778
588	410	565	975	114	82	196	0	0	0	2,147	1,013	3,160	29,861	31,231	61,092
588	1,096	1,520	2,616	114	82	196	0	0	0	2,147	1,013	3,160	77,999	78,647	156,646
0	0	0	0	0	0	0	0	0	0	0	0	0	921	1,997	2,918
0	0	0	0	0	0	0	0	0	0	0	0	0	377	652	1,029
0	55	93	148	0	0	0	0	0	0	0	0	0	55	93	148
0	0	0	0	0	0	0	0	0	0	815	462	1,277	815	462	1,277
0	0	0	0	0	0	0	0	0	0	0	0	0	44	18	62
0	0	0	0	0	0	0	0	0	0	0	0	0	0	0	0
0	55	93	148	0	0	0	0	0	0	815	462	1,277	2,212	3,222	5,434
0	0	0	0	0	0	0	0	0	0	0	0	0	692	1,569	2,261
0	0	0	0	0	0	0	0	0	0	0	0	0	285	385	670
0	0	0	0	0	0	0	0	0	0	0	0	0	0	0	0
0	0	0	0	0	0	0	0	0	0	803	406	1,209	803	406	1,209
0	0	0	0	0	0	0	0	0	0	0	0	0	0	0	0
0	0	0	0	0	0	0	0	0	0	0	0	0	38	13	51
0	0	0	0	0	0	0	0	0	0	803	406	1,209	1,818	2,373	4,191
0	55	93	148	0	0	0	0	0	0	1,618	868	2,486	4,030	5,595	9,625
588	1,151	1,613	2,764	114	82	196	0	0	0	3,765	1,881	5,646	82,029	84,242	166,271

1.8.1B ENROLMEN PERINGKAT MENENGAH DI SEKOLAH KERAJAAN DAN BANTUAN KERAJAAN LOKASI (LUAR BANDAR) SEPERTI PADA 30 JUN 2018  
ENROLMENT AT SECONDARY LEVEL IN GOVERNMENT AND GOVERNMENT-AIDED SCHOOLS BY LOCATION (RURAL) AS OF 30th JUNE 2018

JOHOR	*Biasa / Regular			Berasrama Penuh Fully Residential			Agama Religious			Teknik Technical	
	L / M	P / F	J / T	L / M	P / F	J / T	L / M	P / F	J / T	L / M	P / F
MENENGAH RENDAH / LOWER SECONDARY: **											
Kelas Peralihan / Remove Class	316	124	440	0	0	0	0	0	0	0	0
Tingkatan 1 / Form 1	7596	6982	14,578	122	166	288	0	0	0	0	0
Tingkatan 1 Agama / Form 1 Religious	283	436	719	42	38	80	76	73	149	0	0
Tingkatan 1 PAV / Form 1 PAV	0	0	0	0	0	0	0	0	0	0	0
Tingkatan 2 / Form 2	7999	7602	15,601	119	168	287	0	0	0	0	0
Tingkatan 2 Agama / Form 2 Religious	207	394	601	40	50	90	35	50	85	0	0
Tingkatan 2 PAV / Form 2 PAV	34	0	34	0	0	0	0	0	0	0	0
Tingkatan 3 / Form 3	7528	7123	14,651	143	148	291	0	0	0	0	0
Tingkatan 3 Agama / Form 3 Religious	270	368	638	47	45	92	0	0	0	0	0
Tingkatan 3 PAV / Form 3 PAV	27	0	27	0	0	0	0	0	0	0	0
KKBP / SCLD	995	484	1,479	0	0	0	0	0	0	0	0
SBJK Menengah Rendah / Lower Secondary BJKS	0	0	0	0	0	0	0	0	0	0	0
<b>Jumlah Menengah Rendah / Lower Secondary Sub-total</b>	<b>25,255</b>	<b>23,513</b>	<b>48,768</b>	<b>513</b>	<b>615</b>	<b>1,128</b>	<b>111</b>	<b>123</b>	<b>234</b>	<b>0</b>	<b>0</b>
MENENGAH ATAS / UPPER SECONDARY:											
TINGKATAN 4 / FORM 4											
Kemanusiaan / Humanities	4549	3923	8,472	0	0	0	13	19	32	0	0
Sains / Science	938	1635	2,573	136	187	323	17	39	56	0	0
Agama / Religious	0	0	0	0	0	0	0	0	0	0	0
MPV / MPV	404	181	585	0	0	0	0	0	0	0	0
Program PVMA / PVMA Programme	15	3	18	0	0	0	0	0	0	0	0
Teknologi / Technology	1171	1543	2,714	8	9	17	0	0	0	0	0
Teknik / Technical	0	0	0	0	0	0	0	0	0	0	0
Kemahiran / Skills	0	0	0	0	0	0	0	0	0	0	0
Program Kemahiran Tahun 1 / Skills Programme Year 1	0	0	0	0	0	0	0	0	0	0	0
Program SVM Tahun 1 / VCM Year 1 Programme	0	0	0	0	0	0	0	0	0	0	0
Pendidikan Khas / Special Education	0	0	0	0	0	0	0	0	0	0	0
<b>Jumlah Kecil / Sub-total</b>	<b>7,077</b>	<b>7,285</b>	<b>14,362</b>	<b>144</b>	<b>196</b>	<b>340</b>	<b>30</b>	<b>58</b>	<b>88</b>	<b>0</b>	<b>0</b>
TINGKATAN 5 / FORM 5											
Kemanusiaan / Humanities	4407	3932	8,339	0	0	0	0	0	0	0	0
Sains / Science	1020	1760	2,780	105	173	278	0	0	0	0	0
Agama / Religious	0	0	0	0	0	0	0	0	0	0	0
MPV / MPV	407	195	602	0	0	0	0	0	0	0	0
Program PVMA / PVMA Programme	317	175	492	0	0	0	0	0	0	0	0
Teknologi / Technology	1052	1494	2,546	12	8	20	0	0	0	0	0
Teknik / Technical	0	0	0	0	0	0	0	0	0	0	0
Kemahiran / Skills	0	0	0	0	0	0	0	0	0	0	0
Program Kemahiran Tahun 2 / Skills Programme Year 2	0	0	0	0	0	0	0	0	0	0	0
SBJK Menengah Atas / Upper Secondary BJKS	0	0	0	0	0	0	0	0	0	0	0
Program SVM Tahun 2 / VCM Year 2 Programme	0	0	0	0	0	0	0	0	0	0	0
Pendidikan Khas / Special Education	0	0	0	0	0	0	0	0	0	0	0
<b>Jumlah Kecil / Sub-total</b>	<b>7,203</b>	<b>7,556</b>	<b>14,759</b>	<b>117</b>	<b>181</b>	<b>298</b>	<b>0</b>	<b>0</b>	<b>0</b>	<b>0</b>	<b>0</b>
<b>Jumlah Menengah Atas / Upper Secondary Sub-total</b>	<b>14,280</b>	<b>14,841</b>	<b>29,121</b>	<b>261</b>	<b>377</b>	<b>638</b>	<b>30</b>	<b>58</b>	<b>88</b>	<b>0</b>	<b>0</b>
<b>Jumlah Menengah / Secondary Sub-total</b>	<b>39,535</b>	<b>38,354</b>	<b>77,889</b>	<b>774</b>	<b>992</b>	<b>1,766</b>	<b>141</b>	<b>181</b>	<b>322</b>	<b>0</b>	<b>0</b>
LEPAS MENENGAH / POST SECONDARY:											
TINGKATAN 6 RENDAH / FORM 6 LOWER											
Kemanusiaan / Humanities	553	1456	2,009	0	0	0	0	0	0	0	0
Sains / Science	58	79	137	0	0	0	0	0	0	0	0
Agama / Religious	0	0	0	0	0	0	0	0	0	0	0
Program DVM Tahun 1 / VCM Year 1 Programme	0	0	0	0	0	0	0	0	0	0	0
Pendidikan Khas / Special Education	0	0	0	0	0	0	0	0	0	0	0
Prauniversiti / Pre-university	0	0	0	0	0	0	0	0	0	0	0
<b>Jumlah Kecil / Sub-total</b>	<b>611</b>	<b>1,535</b>	<b>2,146</b>	<b>0</b>	<b>0</b>	<b>0</b>	<b>0</b>	<b>0</b>	<b>0</b>	<b>0</b>	<b>0</b>
TINGKATAN 6 ATAS / FORM 6 UPPER											
Kemanusiaan / Humanities	484	1181	1,665	0	0	0	0	0	0	0	0
Sains / Science	28	62	90	0	0	0	0	0	0	0	0
Agama / Religious	0	0	0	0	0	0	0	0	0	0	0
Program DVM Tahun 2 / VCM Year 2 Programme	0	0	0	0	0	0	0	0	0	0	0
Pendidikan Khas / Special Education	0	0	0	0	0	0	0	0	0	0	0
Prauniversiti / Pre-university	0	0	0	0	0	0	0	0	0	0	0
<b>Jumlah Kecil / Sub-total</b>	<b>512</b>	<b>1,243</b>	<b>1,755</b>	<b>0</b>	<b>0</b>	<b>0</b>	<b>0</b>	<b>0</b>	<b>0</b>	<b>0</b>	<b>0</b>
<b>Jumlah Lepas Menengah / Post Secondary Sub-total</b>	<b>1,123</b>	<b>2,778</b>	<b>3,901</b>	<b>0</b>	<b>0</b>	<b>0</b>	<b>0</b>	<b>0</b>	<b>0</b>	<b>0</b>	<b>0</b>
<b>JUMLAH BESAR / GRAND TOTAL</b>	<b>40,658</b>	<b>41,132</b>	<b>81,790</b>	<b>774</b>	<b>992</b>	<b>1,766</b>	<b>141</b>	<b>181</b>	<b>322</b>	<b>0</b>	<b>0</b>

## Nota / Note:

\* Termasuk enrolmen Sekolah Model Khas, Sekolah Sukan, Sekolah Bimbingan Jalanan Kasih dan Sekolah Seni / Including enrolment in Special Model Schools, Sports Schools, Bimbingan Jalanan Kasih Schools and Arts Schools

\*\* Enrolmen Menengah Rendah termasuk murid pendidikan khas PPKI / Enrolment in Lower Secondary Schools includes pupils in SEIP

SABK GARS			Pendidikan Khas Special Education			Kolej Tingkatan 6 Form 6 College			Kolej Vokasional (KV) Vocational College (VC)			Jumlah Total			
J/T	L/M	P/F	J/T	L/M	P/F	J/T	L/M	P/F	J/T	L/M	P/F	J/T	L/M	P/F	J/T
0	0	0	0	0	0	0	0	0	0	0	0	0	316	124	440
0	0	0	0	0	0	0	0	0	0	0	0	0	7,718	7,148	14,866
0	388	417	805	0	0	0	0	0	0	0	0	0	789	964	1,753
0	0	0	0	0	0	0	0	0	0	0	0	0	0	0	0
0	0	0	0	0	0	0	0	0	0	0	0	0	8,118	7,770	15,888
0	317	408	725	0	0	0	0	0	0	0	0	0	599	902	1,501
0	0	0	0	0	0	0	0	0	0	0	0	0	34	0	34
0	0	0	0	0	0	0	0	0	0	0	0	0	7,671	7,271	14,942
0	361	446	807	0	0	0	0	0	0	0	0	0	678	859	1,537
0	0	0	0	0	0	0	0	0	0	0	0	0	27	0	27
0	0	0	0	0	0	0	0	0	0	0	0	0	995	484	1,479
0	0	0	0	0	0	0	0	0	0	0	0	0	0	0	0
0	1,066	1,271	2,337	0	0	0	0	0	0	0	0	0	26,945	25,522	52,467
0	0	0	0	0	0	0	0	0	0	0	0	0	4,562	3,942	8,504
0	0	0	0	0	0	0	0	0	0	0	0	0	1,091	1,861	2,952
0	263	349	612	0	0	0	0	0	0	0	0	0	263	349	612
0	0	0	0	0	0	0	0	0	0	0	0	0	404	181	585
0	0	0	0	0	0	0	0	0	0	0	0	0	15	3	18
0	0	0	0	0	0	0	0	0	0	0	0	0	1,179	1,552	2,731
0	0	0	0	0	0	0	0	0	0	0	0	0	0	0	0
0	0	0	0	0	0	0	0	0	0	0	0	0	0	0	0
0	0	0	0	0	0	0	0	0	0	0	0	0	0	0	0
0	0	0	0	0	0	0	0	0	0	0	0	0	0	0	0
0	0	0	0	0	0	0	0	0	0	0	0	0	0	0	0
0	263	349	612	0	0	0	0	0	0	0	0	0	7,514	7,888	15,402
0	0	0	0	0	0	0	0	0	0	0	0	0	4,407	3,932	8,339
0	0	0	0	0	0	0	0	0	0	0	0	0	1,125	1,933	3,058
0	301	361	662	0	0	0	0	0	0	0	0	0	301	361	662
0	0	0	0	0	0	0	0	0	0	0	0	0	407	195	602
0	0	0	0	0	0	0	0	0	0	0	0	0	317	175	492
0	0	0	0	0	0	0	0	0	0	0	0	0	1,064	1,502	2,566
0	0	0	0	0	0	0	0	0	0	0	0	0	0	0	0
0	0	0	0	0	0	0	0	0	0	0	0	0	0	0	0
0	0	0	0	0	0	0	0	0	0	0	0	0	0	0	0
0	0	0	0	0	0	0	0	0	0	0	0	0	0	0	0
0	0	0	0	0	0	0	0	0	0	0	0	0	0	0	0
0	0	0	0	0	0	0	0	0	0	0	0	0	0	0	0
0	301	361	662	0	0	0	0	0	0	0	0	0	7,621	8,098	15,719
0	564	710	1,274	0	0	0	0	0	0	0	0	0	15,135	15,986	31,121
0	1,630	1,981	3,611	0	0	0	0	0	0	0	0	0	42,080	41,508	83,588
0	0	0	0	0	0	0	42	101	143	0	0	0	553	1,456	2,009
0	0	0	0	0	0	0	34	36	70	0	0	0	58	79	137
0	41	48	89	0	0	0	0	0	0	0	0	0	41	48	89
0	0	0	0	0	0	0	0	0	0	0	0	0	0	0	0
0	0	0	0	0	0	0	0	0	0	0	0	0	0	0	0
0	0	0	0	0	0	0	0	0	0	0	0	0	0	0	0
0	41	48	89	0	0	0	76	137	213	0	0	0	652	1,583	2,235
0	21	30	51	0	0	0	30	94	124	0	0	0	505	1,211	1,716
0	0	0	0	0	0	0	5	30	35	0	0	0	28	62	90
0	0	0	0	0	0	0	0	0	0	0	0	0	0	0	0
0	0	0	0	0	0	0	0	0	0	0	0	0	0	0	0
0	0	0	0	0	0	0	0	0	0	0	0	0	0	0	0
0	21	30	51	0	0	0	35	124	159	0	0	0	533	1,273	1,806
0	62	78	140	0	0	0	111	261	372	0	0	0	1,185	2,856	4,041
0	1,692	2,059	3,751	0	0	0	111	261	372	0	0	0	43,265	44,364	87,629

1.8.2 ENROLMEN PERINGKAT MENENGAH DI SEKOLAH KERAJAAN DAN BANTUAN KERAJAAN SEPERTI PADA 30 JUN 2018  
ENROLMENT AT SECONDARY LEVEL IN GOVERNMENT AND GOVERNMENT-AIDED SCHOOLS AS OF 30th JUNE 2018

KEDAH Tingkatan / Form	*Biasa / Regular			Berasrama Penuh Fully Residential			Agama Religious			Teknik Technical	
	L / M	P / F	J / T	L / M	P / F	J / T	L / M	P / F	J / T	L / M	P / F
<b>MENENGAH RENDAH / LOWER SECONDARY: **</b>											
Kelas Peralihan / Remove Class	311	120	431	0	0	0	0	0	0	0	0
Tingkatan 1 / Form 1	11644	11129	22,773	274	280	554	0	0	0	0	0
Tingkatan 1 Agama / Form 1 Religious	641	1241	1,882	0	0	0	268	368	636	0	0
Tingkatan 1 PAV / Form 1 PAV	0	0	0	0	0	0	0	0	0	0	0
Tingkatan 2 / Form 2	11810	11444	23,254	261	303	564	0	0	0	0	0
Tingkatan 2 Agama / Form 2 Religious	583	1289	1,872	0	0	0	238	371	609	0	0
Tingkatan 2 PAV / Form 2 PAV	90	23	113	0	0	0	0	0	0	0	0
Tingkatan 3 / Form 3	11792	11442	23,234	290	314	604	0	0	0	0	0
Tingkatan 3 Agama / Form 3 Religious	673	1218	1,891	0	0	0	275	367	642	0	0
Tingkatan 3 PAV / Form 3 PAV	78	25	103	0	0	0	0	0	0	0	0
KKBP / SCLD	1437	710	2,147	0	0	0	0	0	0	0	0
SBJK Menengah Rendah / Lower Secondary BJKS	0	0	0	0	0	0	0	0	0	0	0
<b>Jumlah Menengah Rendah / Lower Secondary Sub-total</b>	<b>39,059</b>	<b>38,641</b>	<b>77,700</b>	<b>825</b>	<b>897</b>	<b>1,722</b>	<b>781</b>	<b>1,106</b>	<b>1,887</b>	<b>0</b>	<b>0</b>
<b>MENENGAH ATAS / UPPER SECONDARY:</b>											
<b>TINGKATAN 4 / FORM 4</b>											
Kemanusiaan / Humanities	8052	7930	15,982	0	0	0	48	109	157	0	0
Sains / Science	1739	2878	4,617	221	283	504	148	180	328	0	0
Agama / Religious	0	0	0	0	0	0	11	18	29	0	0
MPV / MPV	606	343	949	0	0	0	0	0	0	0	0
Program PVMA / PVMA Programme	75	54	129	0	0	0	0	0	0	0	0
Teknologi / Technology	1106	1482	2,588	37	13	50	31	15	46	0	0
Teknik / Technical	0	0	0	0	0	0	0	0	0	159	146
Kemahiran / Skills	0	0	0	0	0	0	0	0	0	0	0
Program Kemahiran Tahun 1 / Skills Programme Year 1	0	0	0	0	0	0	0	0	0	0	0
Program SVM Tahun 1 / VCM Year 1 Programme	0	0	0	0	0	0	0	0	0	0	0
Pendidikan Khas / Special Education	0	0	0	0	0	0	0	0	0	0	0
<b>Jumlah Kecil / Sub-total</b>	<b>11,578</b>	<b>12,687</b>	<b>24,265</b>	<b>258</b>	<b>296</b>	<b>554</b>	<b>238</b>	<b>322</b>	<b>560</b>	<b>159</b>	<b>146</b>
<b>TINGKATAN 5 / FORMS</b>											
Kemanusiaan / Humanities	8022	7808	15,830	0	0	0	53	102	155	0	0
Sains / Science	1761	3106	4,867	206	255	461	126	219	345	0	0
Agama / Religious	0	0	0	0	0	0	0	0	0	0	0
MPV / MPV	552	340	892	0	0	0	0	0	0	0	0
Program PVMA / PVMA Programme	132	111	243	0	0	0	0	0	0	0	0
Teknologi / Technology	1109	1485	2,594	32	17	49	8	18	26	0	0
Teknik / Technical	0	0	0	0	0	0	0	0	0	132	139
Kemahiran / Skills	0	0	0	0	0	0	0	0	0	0	0
Program Kemahiran Tahun 2 / Skills Programme Year 2	0	0	0	0	0	0	0	0	0	0	0
SBJK Menengah Atas / Upper Secondary BJKS	0	0	0	0	0	0	0	0	0	0	0
Program SVM Tahun 2 / VCM Year 2 Programme	0	0	0	0	0	0	0	0	0	0	0
Pendidikan Khas / Special Education	0	0	0	0	0	0	0	0	0	0	0
<b>Jumlah Kecil / Sub-total</b>	<b>11,576</b>	<b>12,850</b>	<b>24,426</b>	<b>238</b>	<b>272</b>	<b>510</b>	<b>187</b>	<b>339</b>	<b>526</b>	<b>132</b>	<b>139</b>
<b>Jumlah Menengah Atas / Upper Secondary Sub-total</b>	<b>23,154</b>	<b>25,537</b>	<b>48,691</b>	<b>496</b>	<b>568</b>	<b>1,064</b>	<b>425</b>	<b>661</b>	<b>1,086</b>	<b>291</b>	<b>285</b>
<b>Jumlah Menengah / Secondary Sub-total</b>	<b>62,213</b>	<b>64,178</b>	<b>126,391</b>	<b>1,321</b>	<b>1,465</b>	<b>2,786</b>	<b>1,206</b>	<b>1,767</b>	<b>2,973</b>	<b>291</b>	<b>285</b>
<b>LEPAS MENENGAH / POST SECONDARY:</b>											
<b>TINGKATAN 6 RENDAH / FORM 6 LOWER</b>											
Kemanusiaan / Humanities	870	2374	3,244	0	0	0	65	106	171	0	0
Sains / Science	156	156	312	0	0	0	0	0	0	0	0
Agama / Religious	0	0	0	0	0	0	0	0	0	0	0
Program DVM Tahun 1 / VCM Year 1 Programme	0	0	0	0	0	0	0	0	0	0	0
Pendidikan Khas / Special Education	0	0	0	0	0	0	0	0	0	0	0
Prauniversiti / Pre-university	0	0	0	0	0	0	0	0	0	0	0
<b>Jumlah Kecil / Sub-total</b>	<b>1,026</b>	<b>2,530</b>	<b>3,556</b>	<b>0</b>	<b>0</b>	<b>0</b>	<b>65</b>	<b>106</b>	<b>171</b>	<b>0</b>	<b>0</b>
<b>TINGKATAN 6 ATAS / FORM 6 UPPER</b>											
Kemanusiaan / Humanities	681	2055	2,736	0	0	0	42	121	163	0	0
Sains / Science	94	106	200	0	0	0	0	0	0	0	0
Agama / Religious	0	0	0	0	0	0	0	0	0	0	0
Program DVM Tahun 2 / VCM Year 2 Programme	0	0	0	0	0	0	0	0	0	0	0
Pendidikan Khas / Special Education	0	0	0	0	0	0	0	0	0	0	0
Prauniversiti / Pre-university	0	0	0	0	0	0	0	0	0	0	0
<b>Jumlah Kecil / Sub-total</b>	<b>775</b>	<b>2,161</b>	<b>2,936</b>	<b>0</b>	<b>0</b>	<b>0</b>	<b>42</b>	<b>121</b>	<b>163</b>	<b>0</b>	<b>0</b>
<b>Jumlah Lepas Menengah / Post Secondary Sub-total</b>	<b>1,801</b>	<b>4,691</b>	<b>6,492</b>	<b>0</b>	<b>0</b>	<b>0</b>	<b>107</b>	<b>227</b>	<b>334</b>	<b>0</b>	<b>0</b>
<b>JUMLAH BESAR / GRAND TOTAL</b>	<b>64,014</b>	<b>68,869</b>	<b>132,883</b>	<b>1,321</b>	<b>1,465</b>	<b>2,786</b>	<b>1,313</b>	<b>1,994</b>	<b>3,307</b>	<b>291</b>	<b>285</b>

## Nota / Note :

\* Termasuk enrolmen Sekolah Model Khas, Sekolah Sukan, Sekolah Bimbingan Jalanan Kasih dan Sekolah Seni / Including enrolment in Special Model Schools, Sports Schools, Bimbingan Jalanan Kasih Schools and Arts Schools

\*\* Enrolmen Menengah Rendah termasuk murid pendidikan khas PPKI / Enrolment in Lower Secondary Schools includes pupils in SEIP

SABK GARS			Pendidikan Khas Special Education			Kolej Tingkatan 6 Form 6 College			Kolej Vokasional (KV) Vocational College (VC)				Jumlah Total			
J/T	L/M	P/F	J/T	L/M	P/F	J/T	L/M	P/F	J/T	L/M	P/F	J/T	L/M	P/F	J/T	
0	0	0	0	0	0	0	0	0	0	0	0	0	0	311	120	431
0	0	0	0	0	0	0	0	0	0	0	0	0	0	11,918	11,409	23,327
0	942	993	1,935	0	0	0	0	0	0	0	0	0	0	1,851	2,602	4,453
0	0	0	0	0	0	0	0	0	0	0	0	0	0	0	0	0
0	0	0	0	0	0	0	0	0	0	0	0	0	0	12,071	11,747	23,818
0	797	1002	1,799	0	0	0	0	0	0	0	0	0	0	1,618	2,662	4,280
0	0	0	0	0	0	0	0	0	0	0	0	0	0	90	23	113
0	0	0	0	0	0	0	0	0	0	0	0	0	0	12,082	11,756	23,838
0	798	964	1,762	0	0	0	0	0	0	0	0	0	0	1,746	2,549	4,295
0	0	0	0	0	0	0	0	0	0	0	0	0	0	78	25	103
0	0	0	0	0	0	0	0	0	0	0	0	0	0	1,437	710	2,147
0	0	0	0	0	0	0	0	0	0	0	0	0	0	0	0	0
0	2,537	2,959	5,496	0	0	0	0	0	0	0	0	0	0	43,202	43,603	86,805
0	0	0	0	0	0	0	0	0	0	0	0	0	0	8,100	8,039	16,139
0	0	0	0	0	0	0	0	0	0	0	0	0	0	2,108	3,341	5,449
0	599	861	1,460	0	0	0	0	0	0	0	0	0	0	610	879	1,489
0	0	0	0	0	0	0	0	0	0	0	0	0	0	606	343	949
0	0	0	0	0	0	0	0	0	0	0	0	0	0	75	54	129
0	0	0	0	0	0	0	0	0	0	0	0	0	0	1,174	1,510	2,684
305	0	0	0	0	0	0	0	0	0	0	0	0	0	159	146	305
0	0	0	0	41	27	68	0	0	0	0	0	0	0	41	27	68
0	0	0	0	0	0	0	0	0	0	28	21	49	28	28	21	49
0	0	0	0	0	0	0	0	0	0	607	415	1,022	607	415	1,022	
0	0	0	0	0	0	0	0	0	0	0	0	0	0	0	0	0
305	599	861	1,460	41	27	68	0	0	0	635	436	1,071	13,508	14,775	28,283	
0	0	0	0	0	0	0	0	0	0	0	0	0	0	8,075	7,910	15,985
0	0	0	0	0	0	0	0	0	0	0	0	0	0	2,093	3,580	5,673
0	664	873	1,537	0	0	0	0	0	0	0	0	0	0	664	873	1,537
0	0	0	0	0	0	0	0	0	0	0	0	0	0	552	340	892
0	0	0	0	0	0	0	0	0	0	0	0	0	0	132	111	243
0	0	0	0	0	0	0	0	0	0	0	0	0	0	1,149	1,520	2,669
271	0	0	0	0	0	0	0	0	0	0	0	0	0	132	139	271
0	0	0	0	95	58	153	0	0	0	0	0	0	0	95	58	153
0	0	0	0	0	0	0	0	0	0	51	26	77	51	26	77	
0	0	0	0	0	0	0	0	0	0	0	0	0	0	0	0	0
0	0	0	0	0	0	0	0	0	0	567	380	947	567	380	947	
0	0	0	0	0	0	0	0	0	0	0	0	0	0	0	0	0
271	664	873	1,537	95	58	153	0	0	0	618	406	1,024	13,510	14,937	28,447	
576	1,263	1,734	2,997	136	85	221	0	0	0	1,253	842	2,095	27,018	29,712	56,730	
576	3,800	4,693	8,493	136	85	221	0	0	0	1,253	842	2,095	70,220	73,315	143,535	
0	0	0	0	0	0	0	40	155	195	0	0	0	0	935	2,480	3,415
0	0	0	0	0	0	0	9	8	17	0	0	0	0	156	156	312
0	161	315	476	0	0	0	0	0	0	0	0	0	0	161	315	476
0	0	0	0	0	0	0	0	0	0	516	384	900	516	384	900	
0	0	0	0	0	0	0	0	0	0	0	0	0	0	0	0	0
0	0	0	0	0	0	0	0	0	0	0	0	0	0	0	0	0
0	161	315	476	0	0	0	49	163	212	516	384	900	1,768	3,335	5,103	
0	0	0	0	0	0	0	49	140	189	0	0	0	0	723	2,176	2,899
0	0	0	0	0	0	0	16	19	35	0	0	0	0	94	106	200
0	0	0	0	0	0	0	0	0	0	0	0	0	0	0	0	0
0	0	0	0	0	0	0	0	0	0	567	393	960	567	393	960	
0	0	0	0	0	0	0	0	0	0	0	0	0	0	0	0	0
0	0	0	0	0	0	0	0	0	0	0	0	0	0	0	0	0
0	0	0	0	0	0	0	65	159	224	567	393	960	1,384	2,675	4,059	
0	161	315	476	0	0	0	114	322	436	1,083	777	1,860	3,152	6,010	9,162	
576	3,961	5,008	8,969	136	85	221	114	322	436	2,336	1,619	3,955	73,372	79,325	152,697	

1.8.2A ENROLMEN PERINGKAT MENENGAH DI SEKOLAH KERAJAAN DAN BANTUAN KERAJAAN MENGIKUT LOKASI (BANDAR) SEPERTI PADA 30 JUN 2018  
ENROLMENT AT SECONDARY LEVEL IN GOVERNMENT AND GOVERNMENT-AIDED SCHOOLS BY LOCATION (URBAN) AS OF 30th JUNE 2018

KEDAH Tingkatan / Form	*Biasa / Regular			Berasrama Penuh Fully Residential			Agama Religious			Teknik Technical	
	L / M	P / F	J / T	L / M	P / F	J / T	L / M	P / F	J / T	L / M	P / F
MENENGAH RENDAH / LOWER SECONDARY: **											
Kelas Peralihan / Remove Class	219	90	309	0	0	0	0	0	0	0	0
Tingkatan 1 / Form 1	5370	5466	10,836	114	107	221	0	0	0	0	0
Tingkatan 1 Agama / Form 1 Religious	357	669	1,026	0	0	0	120	173	293	0	0
Tingkatan 1 PAV / Form 1 PAV	0	0	0	0	0	0	0	0	0	0	0
Tingkatan 2 / Form 2	5624	5743	11,367	107	123	230	0	0	0	0	0
Tingkatan 2 Agama / Form 2 Religious	302	736	1,038	0	0	0	124	164	288	0	0
Tingkatan 2 PAV / Form 2 PAV	37	12	49	0	0	0	0	0	0	0	0
Tingkatan 3 / Form 3	5687	5755	11,442	114	123	237	0	0	0	0	0
Tingkatan 3 Agama / Form 3 Religious	342	672	1,014	0	0	0	134	152	286	0	0
Tingkatan 3 PAV / Form 3 PAV	27	6	33	0	0	0	0	0	0	0	0
KKBP / SCLD	616	336	952	0	0	0	0	0	0	0	0
SBJK Menengah Rendah / Lower Secondary BJKS	0	0	0	0	0	0	0	0	0	0	0
<b>Jumlah Menengah Rendah / Lower Secondary Sub-total</b>	<b>18,581</b>	<b>19,485</b>	<b>38,066</b>	<b>335</b>	<b>353</b>	<b>688</b>	<b>378</b>	<b>489</b>	<b>867</b>	<b>0</b>	<b>0</b>
MENENGAH ATAS / UPPER SECONDARY:											
TINGKATAN 4 / FORM 4											
Kemanusiaan / Humanities	3417	3387	6,804	0	0	0	21	21	42	0	0
Sains / Science	1230	1909	3,139	68	100	168	83	92	175	0	0
Agama / Religious	0	0	0	0	0	0	11	18	29	0	0
MPV / MPV	251	204	455	0	0	0	0	0	0	0	0
Program PVMA / PVMA Programme	17	39	56	0	0	0	0	0	0	0	0
Teknologi / Technology	666	843	1,509	37	13	50	0	0	0	0	0
Teknik / Technical	0	0	0	0	0	0	0	0	0	159	146
Kemahiran / Skills	0	0	0	0	0	0	0	0	0	0	0
Program Kemahiran Tahun 1 / Skills Programme Year 1	0	0	0	0	0	0	0	0	0	0	0
Program SVM Tahun 1 / VCM Year 1 Programme	0	0	0	0	0	0	0	0	0	0	0
Pendidikan Khas / Special Education	0	0	0	0	0	0	0	0	0	0	0
<b>Jumlah Kecil / Sub-total</b>	<b>5,581</b>	<b>6,382</b>	<b>11,963</b>	<b>105</b>	<b>113</b>	<b>218</b>	<b>115</b>	<b>131</b>	<b>246</b>	<b>159</b>	<b>146</b>
TINGKATAN 5 / FORM 5											
Kemanusiaan / Humanities	3445	3525	6,970	0	0	0	16	25	41	0	0
Sains / Science	1291	2068	3,359	67	94	161	86	118	204	0	0
Agama / Religious	0	0	0	0	0	0	0	0	0	0	0
MPV / MPV	242	195	437	0	0	0	0	0	0	0	0
Program PVMA / PVMA Programme	21	46	67	0	0	0	0	0	0	0	0
Teknologi / Technology	648	823	1,471	32	17	49	0	0	0	0	0
Teknik / Technical	0	0	0	0	0	0	0	0	0	132	139
Kemahiran / Skills	0	0	0	0	0	0	0	0	0	0	0
Program Kemahiran Tahun 2 / Skills Programme Year 2	0	0	0	0	0	0	0	0	0	0	0
SBJK Menengah Atas / Upper Secondary BJKS	0	0	0	0	0	0	0	0	0	0	0
Program SVM Tahun 2 / VCM Year 2 Programme	0	0	0	0	0	0	0	0	0	0	0
Pendidikan Khas / Special Education	0	0	0	0	0	0	0	0	0	0	0
<b>Jumlah Kecil / Sub-total</b>	<b>5,647</b>	<b>6,657</b>	<b>12,304</b>	<b>99</b>	<b>111</b>	<b>210</b>	<b>102</b>	<b>143</b>	<b>245</b>	<b>132</b>	<b>139</b>
<b>Jumlah Menengah Atas / Upper Secondary Sub-total</b>	<b>11,228</b>	<b>13,039</b>	<b>24,267</b>	<b>204</b>	<b>224</b>	<b>428</b>	<b>217</b>	<b>274</b>	<b>491</b>	<b>291</b>	<b>285</b>
<b>Jumlah Menengah / Secondary Sub-total</b>	<b>29,809</b>	<b>32,524</b>	<b>62,333</b>	<b>539</b>	<b>577</b>	<b>1,116</b>	<b>595</b>	<b>763</b>	<b>1,358</b>	<b>291</b>	<b>285</b>
LEPAS MENENGAH / POST SECONDARY:											
TINGKATAN 6 RENDAH / FORM 6 LOWER											
Kemanusiaan / Humanities	517	1379	1,896	0	0	0	65	106	171	0	0
Sains / Science	143	138	281	0	0	0	0	0	0	0	0
Agama / Religious	0	0	0	0	0	0	0	0	0	0	0
Program DVM Tahun 1 / VCM Year 1 Programme	0	0	0	0	0	0	0	0	0	0	0
Pendidikan Khas / Special Education	0	0	0	0	0	0	0	0	0	0	0
Prauniversiti / Pre-university	0	0	0	0	0	0	0	0	0	0	0
<b>Jumlah Kecil / Sub-total</b>	<b>660</b>	<b>1,517</b>	<b>2,177</b>	<b>0</b>	<b>0</b>	<b>0</b>	<b>65</b>	<b>106</b>	<b>171</b>	<b>0</b>	<b>0</b>
TINGKATAN 6 ATAS / FORM 6 UPPER											
Kemanusiaan / Humanities	387	1150	1,537	0	0	0	42	121	163	0	0
Sains / Science	75	78	153	0	0	0	0	0	0	0	0
Agama / Religious	0	0	0	0	0	0	0	0	0	0	0
Program DVM Tahun 2 / VCM Year 2 Programme	0	0	0	0	0	0	0	0	0	0	0
Pendidikan Khas / Special Education	0	0	0	0	0	0	0	0	0	0	0
Prauniversiti / Pre-university	0	0	0	0	0	0	0	0	0	0	0
<b>Jumlah Kecil / Sub-total</b>	<b>462</b>	<b>1,228</b>	<b>1,690</b>	<b>0</b>	<b>0</b>	<b>0</b>	<b>42</b>	<b>121</b>	<b>163</b>	<b>0</b>	<b>0</b>
<b>Jumlah Lepas Menengah / Post Secondary Sub-total</b>	<b>1,122</b>	<b>2,745</b>	<b>3,867</b>	<b>0</b>	<b>0</b>	<b>0</b>	<b>107</b>	<b>227</b>	<b>334</b>	<b>0</b>	<b>0</b>
<b>JUMLAH BESAR / GRAND TOTAL</b>	<b>30,931</b>	<b>35,269</b>	<b>66,200</b>	<b>539</b>	<b>577</b>	<b>1,116</b>	<b>702</b>	<b>990</b>	<b>1,692</b>	<b>291</b>	<b>285</b>

Nota / Note:

\* Termasuk enrolmen Sekolah Model Khas, Sekolah Sukan, Sekolah Bimbingan Jalinan Kasih dan Sekolah Seni / Including enrolment in Special Model Schools, Sports Schools, Bimbingan Jalinan Kasih Schools and Arts Schools

\*\* Enrolmen Menengah Rendah termasuk murid pendidikan khas PPKI / Enrolment in Lower Secondary Schools includes pupils in SEIP

SABK GARS			Pendidikan Khas Special Education			Kolej Tingkatan 6 Form 6 College			Kolej Vokasional (KV) Vocational College (VC)				Jumlah Total		
J/T	L/M	P/F	J/T	L/M	P/F	J/T	L/M	P/F	J/T	L/M	P/F	J/T	L/M	P/F	J/T
0	0	0	0	0	0	0	0	0	0	0	0	0	219	90	309
0	0	0	0	0	0	0	0	0	0	0	0	0	5,484	5,573	11,057
0	133	155	288	0	0	0	0	0	0	0	0	0	610	997	1,607
0	0	0	0	0	0	0	0	0	0	0	0	0	0	0	0
0	0	0	0	0	0	0	0	0	0	0	0	0	5,731	5,866	11,597
0	120	161	281	0	0	0	0	0	0	0	0	0	546	1,061	1,607
0	0	0	0	0	0	0	0	0	0	0	0	0	37	12	49
0	0	0	0	0	0	0	0	0	0	0	0	0	5,801	5,878	11,679
0	111	153	264	0	0	0	0	0	0	0	0	0	587	977	1,564
0	0	0	0	0	0	0	0	0	0	0	0	0	27	6	33
0	0	0	0	0	0	0	0	0	0	0	0	0	616	336	952
0	0	0	0	0	0	0	0	0	0	0	0	0	0	0	0
0	364	469	833	0	0	0	0	0	0	0	0	0	19,658	20,796	40,454
0	0	0	0	0	0	0	0	0	0	0	0	0	3,438	3,408	6,846
0	0	0	0	0	0	0	0	0	0	0	0	0	1,381	2,101	3,482
0	84	134	218	0	0	0	0	0	0	0	0	0	95	152	247
0	0	0	0	0	0	0	0	0	0	0	0	0	251	204	455
0	0	0	0	0	0	0	0	0	0	0	0	0	17	39	56
0	0	0	0	0	0	0	0	0	0	0	0	0	703	856	1,559
305	0	0	0	0	0	0	0	0	0	0	0	0	159	146	305
0	0	0	0	41	27	68	0	0	0	0	0	0	41	27	68
0	0	0	0	0	0	0	0	0	0	28	21	49	28	21	49
0	0	0	0	0	0	0	0	0	0	607	415	1,022	607	415	1,022
0	0	0	0	0	0	0	0	0	0	0	0	0	0	0	0
305	84	134	218	41	27	68	0	0	0	635	436	1,071	6,720	7,369	14,089
0	0	0	0	0	0	0	0	0	0	0	0	0	3,461	3,550	7,011
0	0	0	0	0	0	0	0	0	0	0	0	0	1,444	2,280	3,724
0	92	138	230	0	0	0	0	0	0	0	0	0	92	138	230
0	0	0	0	0	0	0	0	0	0	0	0	0	242	195	437
0	0	0	0	0	0	0	0	0	0	0	0	0	21	46	67
0	0	0	0	0	0	0	0	0	0	0	0	0	680	840	1,520
271	0	0	0	0	0	0	0	0	0	0	0	0	132	139	271
0	0	0	0	95	58	153	0	0	0	0	0	0	95	58	153
0	0	0	0	0	0	0	0	0	0	51	26	77	51	26	77
0	0	0	0	0	0	0	0	0	0	0	0	0	0	0	0
0	0	0	0	0	0	0	0	0	0	567	380	947	567	380	947
0	0	0	0	0	0	0	0	0	0	0	0	0	0	0	0
271	92	138	230	95	58	153	0	0	0	618	406	1,024	6,785	7,652	14,437
576	176	272	448	136	85	221	0	0	0	1,253	842	2,095	13,505	15,021	28,526
576	540	741	1,281	136	85	221	0	0	0	1,253	842	2,095	33,163	35,817	68,980
0	0	0	0	0	0	0	0	0	0	0	0	0	582	1,485	2,067
0	0	0	0	0	0	0	0	0	0	0	0	0	143	138	281
0	51	91	142	0	0	0	0	0	0	0	0	0	51	91	142
0	0	0	0	0	0	0	0	0	0	516	384	900	516	384	900
0	0	0	0	0	0	0	0	0	0	0	0	0	0	0	0
0	0	0	0	0	0	0	0	0	0	0	0	0	0	0	0
0	51	91	142	0	0	0	0	0	0	516	384	900	1,292	2,098	3,390
0	0	0	0	0	0	0	0	0	0	0	0	0	429	1,271	1,700
0	0	0	0	0	0	0	0	0	0	0	0	0	75	78	153
0	0	0	0	0	0	0	0	0	0	0	0	0	0	0	0
0	0	0	0	0	0	0	0	0	0	567	393	960	567	393	960
0	0	0	0	0	0	0	0	0	0	0	0	0	0	0	0
0	0	0	0	0	0	0	0	0	0	0	0	0	0	0	0
0	0	0	0	0	0	0	0	0	0	567	393	960	1,071	1,742	2,813
0	51	91	142	0	0	0	0	0	0	1,083	777	1,860	2,363	3,840	6,203
576	591	832	1,423	136	85	221	0	0	0	2,336	1,619	3,955	35,526	39,657	75,183

1.8.2B ENROLMEN PERINGKAT MENENGAH DI SEKOLAH KERAJAAN DAN BANTUAN KERAJAAN LOKASI (LUAR BANDAR) SEPERTI PADA 30 JUN 2018  
ENROLMENT AT SECONDARY LEVEL IN GOVERNMENT AND GOVERNMENT-AIDED SCHOOLS BY LOCATION (RURAL) AS OF 30th JUNE 2018

KEDAH Tingkatan / Form	*Biasa / Regular			Berasrama Penuh Fully Residential			Agama Religious			Teknik Technical	
	L / M	P / F	J / T	L / M	P / F	J / T	L / M	P / F	J / T	L / M	P / F
MENENGAH RENDAH / LOWER SECONDARY: **											
Kelas Peralihan / Remove Class	92	30	122	0	0	0	0	0	0	0	0
Tingkatan 1 / Form 1	6274	5663	11,937	160	173	333	0	0	0	0	0
Tingkatan 1 Agama / Form 1 Religious	284	572	856	0	0	0	148	195	343	0	0
Tingkatan 1 PAV / Form 1 PAV	0	0	0	0	0	0	0	0	0	0	0
Tingkatan 2 / Form 2	6186	5701	11,887	154	180	334	0	0	0	0	0
Tingkatan 2 Agama / Form 2 Religious	281	553	834	0	0	0	114	207	321	0	0
Tingkatan 2 PAV / Form 2 PAV	53	11	64	0	0	0	0	0	0	0	0
Tingkatan 3 / Form 3	6105	5687	11,792	176	191	367	0	0	0	0	0
Tingkatan 3 Agama / Form 3 Religious	331	546	877	0	0	0	141	215	356	0	0
Tingkatan 3 PAV / Form 3 PAV	51	19	70	0	0	0	0	0	0	0	0
KKBP / SCLD	821	374	1,195	0	0	0	0	0	0	0	0
SBJK Menengah Rendah / Lower Secondary BJKS	0	0	0	0	0	0	0	0	0	0	0
<b>Jumlah Menengah Rendah / Lower Secondary Sub-total</b>	<b>20,478</b>	<b>19,156</b>	<b>39,634</b>	<b>490</b>	<b>544</b>	<b>1,034</b>	<b>403</b>	<b>617</b>	<b>1,020</b>	<b>0</b>	<b>0</b>
MENENGAH ATAS / UPPER SECONDARY:											
TINGKATAN 4 / FORM 4											
Kemanusiaan / Humanities	4635	4543	9,178	0	0	0	27	88	115	0	0
Sains / Science	509	969	1,478	153	183	336	65	88	153	0	0
Agama / Religious	0	0	0	0	0	0	0	0	0	0	0
MPV / MPV	355	139	494	0	0	0	0	0	0	0	0
Program PVMA / PVMA Programme	58	15	73	0	0	0	0	0	0	0	0
Teknologi / Technology	440	639	1,079	0	0	0	31	15	46	0	0
Teknik / Technical	0	0	0	0	0	0	0	0	0	0	0
Kemahiran / Skills	0	0	0	0	0	0	0	0	0	0	0
Program Kemahiran Tahun 1 / Skills Programme Year 1	0	0	0	0	0	0	0	0	0	0	0
Program SVM Tahun 1 / VCM Year 1 Programme	0	0	0	0	0	0	0	0	0	0	0
Pendidikan Khas / Special Education	0	0	0	0	0	0	0	0	0	0	0
<b>Jumlah Kecil / Sub-total</b>	<b>5,997</b>	<b>6,305</b>	<b>12,302</b>	<b>153</b>	<b>183</b>	<b>336</b>	<b>123</b>	<b>191</b>	<b>314</b>	<b>0</b>	<b>0</b>
TINGKATAN 5 / FORM 5											
Kemanusiaan / Humanities	4577	4283	8,860	0	0	0	37	77	114	0	0
Sains / Science	470	1038	1,508	139	161	300	40	101	141	0	0
Agama / Religious	0	0	0	0	0	0	0	0	0	0	0
MPV / MPV	310	145	455	0	0	0	0	0	0	0	0
Program PVMA / PVMA Programme	111	65	176	0	0	0	0	0	0	0	0
Teknologi / Technology	461	662	1,123	0	0	0	8	18	26	0	0
Teknik / Technical	0	0	0	0	0	0	0	0	0	0	0
Kemahiran / Skills	0	0	0	0	0	0	0	0	0	0	0
Program Kemahiran Tahun 2 / Skills Programme Year 2	0	0	0	0	0	0	0	0	0	0	0
SBJK Menengah Atas / Upper Secondary BJKS	0	0	0	0	0	0	0	0	0	0	0
Program SVM Tahun 2 / VCM Year 2 Programme	0	0	0	0	0	0	0	0	0	0	0
Pendidikan Khas / Special Education	0	0	0	0	0	0	0	0	0	0	0
<b>Jumlah Kecil / Sub-total</b>	<b>5,929</b>	<b>6,193</b>	<b>12,122</b>	<b>139</b>	<b>161</b>	<b>300</b>	<b>85</b>	<b>196</b>	<b>281</b>	<b>0</b>	<b>0</b>
<b>Jumlah Menengah Atas / Upper Secondary Sub-total</b>	<b>11,926</b>	<b>12,498</b>	<b>24,424</b>	<b>292</b>	<b>344</b>	<b>636</b>	<b>208</b>	<b>387</b>	<b>595</b>	<b>0</b>	<b>0</b>
<b>Jumlah Menengah / Secondary Sub-total</b>	<b>32,404</b>	<b>31,654</b>	<b>64,058</b>	<b>782</b>	<b>888</b>	<b>1,670</b>	<b>611</b>	<b>1,004</b>	<b>1,615</b>	<b>0</b>	<b>0</b>
LEPAS MENENGAH / POST SECONDARY:											
TINGKATAN 6 RENDAH / FORM 6 LOWER											
Kemanusiaan / Humanities	353	995	1,348	0	0	0	0	0	0	0	0
Sains / Science	13	18	31	0	0	0	0	0	0	0	0
Agama / Religious	0	0	0	0	0	0	0	0	0	0	0
Program DVM Tahun 1 / VCM Year 1 Programme	0	0	0	0	0	0	0	0	0	0	0
Pendidikan Khas / Special Education	0	0	0	0	0	0	0	0	0	0	0
Prauniversiti / Pre-university	0	0	0	0	0	0	0	0	0	0	0
<b>Jumlah Kecil / Sub-total</b>	<b>366</b>	<b>1,013</b>	<b>1,379</b>	<b>0</b>	<b>0</b>	<b>0</b>	<b>0</b>	<b>0</b>	<b>0</b>	<b>0</b>	<b>0</b>
TINGKATAN 6 ATAS / FORM 6 UPPER											
Kemanusiaan / Humanities	294	905	1,199	0	0	0	0	0	0	0	0
Sains / Science	19	28	47	0	0	0	0	0	0	0	0
Agama / Religious	0	0	0	0	0	0	0	0	0	0	0
Program DVM Tahun 2 / VCM Year 2 Programme	0	0	0	0	0	0	0	0	0	0	0
Pendidikan Khas / Special Education	0	0	0	0	0	0	0	0	0	0	0
Prauniversiti / Pre-university	0	0	0	0	0	0	0	0	0	0	0
<b>Jumlah Kecil / Sub-total</b>	<b>313</b>	<b>933</b>	<b>1,246</b>	<b>0</b>	<b>0</b>	<b>0</b>	<b>0</b>	<b>0</b>	<b>0</b>	<b>0</b>	<b>0</b>
<b>Jumlah Lepas Menengah / Post Secondary Sub-total</b>	<b>679</b>	<b>1,946</b>	<b>2,625</b>	<b>0</b>	<b>0</b>	<b>0</b>	<b>0</b>	<b>0</b>	<b>0</b>	<b>0</b>	<b>0</b>
<b>JUMLAH BESAR / GRAND TOTAL</b>	<b>33,083</b>	<b>33,600</b>	<b>66,683</b>	<b>782</b>	<b>888</b>	<b>1,670</b>	<b>611</b>	<b>1,004</b>	<b>1,615</b>	<b>0</b>	<b>0</b>

Nota / Note :

\* Termasuk enrolmen Sekolah Model Khas, Sekolah Sukan, Sekolah Bimbingan Jalinan Kasih dan Sekolah Seni / Including enrolment in Special Model Schools, Sports Schools, Bimbingan Jalinan Kasih Schools and Arts Schools

\*\* Enrolmen Menengah Rendah termasuk murid pendidikan khas PPKI / Enrolment in Lower Secondary Schools includes pupils in SEIP

SABK GARS			Pendidikan Khas Special Education			Kolej Tingkatan 6 Form 6 College			Kolej Vokasional (KV) Vocational College (VC)				Jumlah Total		
J/T	L/M	P/F	J/T	L/M	P/F	J/T	L/M	P/F	J/T	L/M	P/F	J/T	L/M	P/F	J/T
0	0	0	0	0	0	0	0	0	0	0	0	0	92	30	122
0	0	0	0	0	0	0	0	0	0	0	0	0	6,434	5,836	12,270
0	809	838	1,647	0	0	0	0	0	0	0	0	0	1,241	1,605	2,846
0	0	0	0	0	0	0	0	0	0	0	0	0	0	0	0
0	0	0	0	0	0	0	0	0	0	0	0	0	6,340	5,881	12,221
0	677	841	1,518	0	0	0	0	0	0	0	0	0	1,072	1,601	2,673
0	0	0	0	0	0	0	0	0	0	0	0	0	53	11	64
0	0	0	0	0	0	0	0	0	0	0	0	0	6,281	5,878	12,159
0	687	811	1,498	0	0	0	0	0	0	0	0	0	1,159	1,572	2,731
0	0	0	0	0	0	0	0	0	0	0	0	0	51	19	70
0	0	0	0	0	0	0	0	0	0	0	0	0	821	374	1,195
0	0	0	0	0	0	0	0	0	0	0	0	0	0	0	0
0	2,173	2,490	4,663	0	0	0	0	0	0	0	0	0	23,544	22,807	46,351
0	0	0	0	0	0	0	0	0	0	0	0	0	4,662	4,631	9,293
0	0	0	0	0	0	0	0	0	0	0	0	0	727	1,240	1,967
0	515	727	1,242	0	0	0	0	0	0	0	0	0	515	727	1,242
0	0	0	0	0	0	0	0	0	0	0	0	0	355	139	494
0	0	0	0	0	0	0	0	0	0	0	0	0	58	15	73
0	0	0	0	0	0	0	0	0	0	0	0	0	471	654	1,125
0	0	0	0	0	0	0	0	0	0	0	0	0	0	0	0
0	0	0	0	0	0	0	0	0	0	0	0	0	0	0	0
0	0	0	0	0	0	0	0	0	0	0	0	0	0	0	0
0	0	0	0	0	0	0	0	0	0	0	0	0	0	0	0
0	0	0	0	0	0	0	0	0	0	0	0	0	0	0	0
0	515	727	1,242	0	0	0	0	0	0	0	0	0	6,788	7,406	14,194
0	0	0	0	0	0	0	0	0	0	0	0	0	4,614	4,360	8,974
0	0	0	0	0	0	0	0	0	0	0	0	0	649	1,300	1,949
0	572	735	1,307	0	0	0	0	0	0	0	0	0	572	735	1,307
0	0	0	0	0	0	0	0	0	0	0	0	0	310	145	455
0	0	0	0	0	0	0	0	0	0	0	0	0	111	65	176
0	0	0	0	0	0	0	0	0	0	0	0	0	469	680	1,149
0	0	0	0	0	0	0	0	0	0	0	0	0	0	0	0
0	0	0	0	0	0	0	0	0	0	0	0	0	0	0	0
0	0	0	0	0	0	0	0	0	0	0	0	0	0	0	0
0	0	0	0	0	0	0	0	0	0	0	0	0	0	0	0
0	0	0	0	0	0	0	0	0	0	0	0	0	0	0	0
0	572	735	1,307	0	0	0	0	0	0	0	0	0	6,725	7,285	14,010
0	1,087	1,462	2,549	0	0	0	0	0	0	0	0	0	13,513	14,691	28,204
0	3,260	3,952	7,212	0	0	0	0	0	0	0	0	0	37,057	37,498	74,555
0	0	0	0	0	0	0	40	155	195	0	0	0	353	995	1,348
0	0	0	0	0	0	0	9	8	17	0	0	0	13	18	31
0	110	224	334	0	0	0	0	0	0	0	0	0	110	224	334
0	0	0	0	0	0	0	0	0	0	0	0	0	0	0	0
0	0	0	0	0	0	0	0	0	0	0	0	0	0	0	0
0	0	0	0	0	0	0	0	0	0	0	0	0	0	0	0
0	110	224	334	0	0	0	49	163	212	0	0	0	476	1,237	1,713
0	0	0	0	0	0	0	49	140	189	0	0	0	294	905	1,199
0	0	0	0	0	0	0	16	19	35	0	0	0	19	28	47
0	0	0	0	0	0	0	0	0	0	0	0	0	0	0	0
0	0	0	0	0	0	0	0	0	0	0	0	0	0	0	0
0	0	0	0	0	0	0	0	0	0	0	0	0	0	0	0
0	0	0	0	0	0	0	65	159	224	0	0	0	313	933	1,246
0	110	224	334	0	0	0	114	322	436	0	0	0	789	2,170	2,959
0	3,370	4,176	7,546	0	0	0	114	322	436	0	0	0	37,846	39,668	77,514

1.8.3 ENROLMEN PERINGKAT MENENGAH DI SEKOLAH KERAJAAN DAN BANTUAN KERAJAAN SEPerti PADA 30 JUN 2018  
ENROLMENT AT SECONDARY LEVEL IN GOVERNMENT AND GOVERNMENT-AIDED SCHOOLS AS OF 30th JUNE 2018

KELANTAN	*Biasa / Regular			Berasrama Penuh Fully Residential			Agama Religious			Teknik Technical	
	L / M	P / F	J / T	L / M	P / F	J / T	L / M	P / F	J / T	L / M	P / F
MENENGAH RENDAH / LOWER SECONDARY: **											
Kelas Peralihan / Remove Class	24	11	35	0	0	0	0	0	0	0	0
Tingkatan 1 / Form 1	8479	7426	15,905	238	338	576	0	0	0	0	0
Tingkatan 1 Agama / Form 1 Religious	1302	2086	3,388	0	0	0	328	631	959	0	0
Tingkatan 1 PAV / Form 1 PAV	0	0	0	0	0	0	0	0	0	0	0
Tingkatan 2 / Form 2	8552	7840	16,392	218	330	548	0	0	0	0	0
Tingkatan 2 Agama / Form 2 Religious	1310	2121	3,431	0	0	0	330	593	923	0	0
Tingkatan 2 PAV / Form 2 PAV	51	31	82	0	0	0	0	0	0	0	0
Tingkatan 3 / Form 3	8687	7730	16,417	260	299	559	0	0	0	0	0
Tingkatan 3 Agama / Form 3 Religious	1370	2293	3,663	0	0	0	347	611	958	0	0
Tingkatan 3 PAV / Form 3 PAV	39	37	76	0	0	0	0	0	0	0	0
KKBP / SCLD	1599	818	2,417	0	0	0	0	0	0	0	0
SBJK Menengah Rendah / Lower Secondary BJKS	0	0	0	0	0	0	0	0	0	0	0
<b>Jumlah Menengah Rendah / Lower Secondary Sub-total</b>	<b>31,413</b>	<b>30,393</b>	<b>61,806</b>	<b>716</b>	<b>967</b>	<b>1,683</b>	<b>1,005</b>	<b>1,835</b>	<b>2,840</b>	<b>0</b>	<b>0</b>
MENENGAH ATAS / UPPER SECONDARY:											
TINGKATAN 4 / FORM 4											
Kemanusiaan / Humanities	7115	6730	13,845	18	11	29	75	142	217	0	0
Sains / Science	1502	2605	4,107	231	314	545	184	371	555	0	0
Agama / Religious	0	0	0	0	0	0	45	45	90	0	0
MPV / MPV	645	310	955	0	0	0	0	0	0	0	0
Program PVMA / PVMA Programme	49	19	68	0	0	0	0	0	0	0	0
Teknologi / Technology	430	729	1,159	0	0	0	35	19	54	0	0
Teknik / Technical	0	0	0	0	0	0	0	0	0	0	0
Kemahiran / Skills	0	0	0	0	0	0	0	0	0	0	0
Program Kemahiran Tahun 1 / Skills Programme Year 1	0	0	0	0	0	0	0	0	0	0	0
Program SVM Tahun 1 / VCM Year 1 Programme	0	0	0	0	0	0	0	0	0	0	0
Pendidikan Khas / Special Education	0	0	0	0	0	0	0	0	0	0	0
<b>Jumlah Kecil / Sub-total</b>	<b>9,741</b>	<b>10,393</b>	<b>20,134</b>	<b>249</b>	<b>325</b>	<b>574</b>	<b>339</b>	<b>577</b>	<b>916</b>	<b>0</b>	<b>0</b>
TINGKATAN 5 / FORM 5											
Kemanusiaan / Humanities	6798	6438	13,236	7	11	18	88	177	265	0	0
Sains / Science	1613	2865	4,478	164	256	420	195	425	620	0	0
Agama / Religious	0	0	0	0	0	0	0	0	0	0	0
MPV / MPV	554	324	878	0	0	0	0	0	0	0	0
Program PVMA / PVMA Programme	191	236	427	0	0	0	0	0	0	0	0
Teknologi / Technology	405	643	1,048	0	0	0	55	16	71	0	0
Teknik / Technical	0	0	0	0	0	0	0	0	0	0	0
Kemahiran / Skills	0	0	0	0	0	0	0	0	0	0	0
Program Kemahiran Tahun 2 / Skills Programme Year 2	0	0	0	0	0	0	0	0	0	0	0
SBJK Menengah Atas / Upper Secondary BJKS	0	0	0	0	0	0	0	0	0	0	0
Program SVM Tahun 2 / VCM Year 2 Programme	0	0	0	0	0	0	0	0	0	0	0
Pendidikan Khas / Special Education	0	0	0	0	0	0	0	0	0	0	0
<b>Jumlah Kecil / Sub-total</b>	<b>9,561</b>	<b>10,506</b>	<b>20,067</b>	<b>171</b>	<b>267</b>	<b>438</b>	<b>338</b>	<b>618</b>	<b>956</b>	<b>0</b>	<b>0</b>
<b>Jumlah Menengah Atas / Upper Secondary Sub-total</b>	<b>19,302</b>	<b>20,899</b>	<b>40,201</b>	<b>420</b>	<b>592</b>	<b>1,012</b>	<b>677</b>	<b>1,195</b>	<b>1,872</b>	<b>0</b>	<b>0</b>
<b>Jumlah Menengah / Secondary Sub-total</b>	<b>50,715</b>	<b>51,292</b>	<b>102,007</b>	<b>1,136</b>	<b>1,559</b>	<b>2,695</b>	<b>1,682</b>	<b>3,030</b>	<b>4,712</b>	<b>0</b>	<b>0</b>
LEPAS MENENGAH / POST SECONDARY:											
TINGKATAN 6 RENDAH / FORM 6 LOWER											
Kemanusiaan / Humanities	1302	2834	4,136	0	0	0	45	123	168	0	0
Sains / Science	76	151	227	0	0	0	0	0	0	0	0
Agama / Religious	0	0	0	0	0	0	0	0	0	0	0
Program DVM Tahun 1 / VCM Year 1 Programme	0	0	0	0	0	0	0	0	0	0	0
Pendidikan Khas / Special Education	0	0	0	0	0	0	0	0	0	0	0
Prauniversiti / Pre-university	0	0	0	0	0	0	0	0	0	0	0
<b>Jumlah Kecil / Sub-total</b>	<b>1,378</b>	<b>2,985</b>	<b>4,363</b>	<b>0</b>	<b>0</b>	<b>0</b>	<b>45</b>	<b>123</b>	<b>168</b>	<b>0</b>	<b>0</b>
TINGKATAN 6 ATAS / FORM 6 UPPER											
Kemanusiaan / Humanities	1023	2156	3,179	0	0	0	59	123	182	0	0
Sains / Science	48	86	134	0	0	0	0	0	0	0	0
Agama / Religious	0	0	0	0	0	0	0	0	0	0	0
Program DVM Tahun 2 / VCM Year 2 Programme	0	0	0	0	0	0	0	0	0	0	0
Pendidikan Khas / Special Education	0	0	0	0	0	0	0	0	0	0	0
Prauniversiti / Pre-university	0	0	0	0	0	0	0	0	0	0	0
<b>Jumlah Kecil / Sub-total</b>	<b>1,071</b>	<b>2,242</b>	<b>3,313</b>	<b>0</b>	<b>0</b>	<b>0</b>	<b>59</b>	<b>123</b>	<b>182</b>	<b>0</b>	<b>0</b>
<b>Jumlah Lepas Menengah / Post Secondary Sub-total</b>	<b>2,449</b>	<b>5,227</b>	<b>7,676</b>	<b>0</b>	<b>0</b>	<b>0</b>	<b>104</b>	<b>246</b>	<b>350</b>	<b>0</b>	<b>0</b>
<b>JUMLAH BESAR / GRAND TOTAL</b>	<b>53,164</b>	<b>56,519</b>	<b>109,683</b>	<b>1,136</b>	<b>1,559</b>	<b>2,695</b>	<b>1,786</b>	<b>3,276</b>	<b>5,062</b>	<b>0</b>	<b>0</b>

Nota / Note :

\* Termasuk enrolmen Sekolah Model Khas, Sekolah Sukan, Sekolah Bimbingan Jalanan Kasih dan Sekolah Seni / Including enrolment in Special Model Schools, Sports Schools, Bimbingan Jalanan Kasih Schools and Arts Schools

\*\* Enrolmen Menengah Rendah termasuk murid pendidikan khas PPKI / Enrolment in Lower Secondary Schools includes pupils in SEIP

SABK GARS			Pendidikan Khas Special Education			Kolej Tingkatan 6 Form 6 College			Kolej Vokasional (KV) Vocational College (VC)			Jumlah Total			
J/T	L/M	P/F	J/T	L/M	P/F	J/T	L/M	P/F	J/T	L/M	P/F	J/T	L/M	P/F	J/T
0	0	0	0	0	0	0	0	0	0	0	0	0	24	11	35
0	0	0	0	0	0	0	0	0	0	0	0	0	8,717	7,764	16,481
0	529	539	1,068	0	0	0	0	0	0	0	0	0	2,159	3,256	5,415
0	0	0	0	0	0	0	0	0	0	0	0	0	0	0	0
0	0	0	0	0	0	0	0	0	0	0	0	0	8,770	8,170	16,940
0	483	545	1,028	0	0	0	0	0	0	0	0	0	2,123	3,259	5,382
0	0	0	0	0	0	0	0	0	0	0	0	0	51	31	82
0	0	0	0	0	0	0	0	0	0	0	0	0	8,947	8,029	16,976
0	436	480	916	0	0	0	0	0	0	0	0	0	2,153	3,384	5,537
0	0	0	0	0	0	0	0	0	0	0	0	0	39	37	76
0	0	0	0	0	0	0	0	0	0	0	0	0	1,599	818	2,417
0	0	0	0	0	0	0	0	0	0	0	0	0	0	0	0
0	1,448	1,564	3,012	0	0	0	0	0	0	0	0	0	34,582	34,759	69,341
0	11	30	41	0	0	0	0	0	0	0	0	0	7,219	6,913	14,132
0	0	0	0	0	0	0	0	0	0	0	0	0	1,917	3,290	5,207
0	270	317	587	0	0	0	0	0	0	0	0	0	315	362	677
0	0	0	0	0	0	0	0	0	0	0	0	0	645	310	955
0	0	0	0	0	0	0	0	0	0	0	0	0	49	19	68
0	0	0	0	0	0	0	0	0	0	0	0	0	465	748	1,213
0	0	0	0	0	0	0	0	0	0	0	0	0	0	0	0
0	0	0	0	0	0	0	0	0	0	0	0	0	0	0	0
0	0	0	0	0	0	0	0	0	0	26	21	47	26	21	47
0	0	0	0	0	0	0	0	0	0	622	373	995	622	373	995
0	0	0	0	0	0	0	0	0	0	0	0	0	0	0	0
0	281	347	628	0	0	0	0	0	0	648	394	1,042	11,258	12,036	23,294
0	9	26	35	0	0	0	0	0	0	0	0	0	6,902	6,652	13,554
0	0	0	0	0	0	0	0	0	0	0	0	0	1,972	3,546	5,518
0	239	267	506	0	0	0	0	0	0	0	0	0	239	267	506
0	0	0	0	0	0	0	0	0	0	0	0	0	554	324	878
0	0	0	0	0	0	0	0	0	0	0	0	0	191	236	427
0	0	0	0	0	0	0	0	0	0	0	0	0	460	659	1,119
0	0	0	0	0	0	0	0	0	0	0	0	0	0	0	0
0	0	0	0	0	0	0	0	0	0	23	16	39	23	16	39
0	0	0	0	0	0	0	0	0	0	0	0	0	0	0	0
0	0	0	0	0	0	0	0	0	0	662	382	1,044	662	382	1,044
0	0	0	0	0	0	0	0	0	0	0	0	0	0	0	0
0	248	293	541	0	0	0	0	0	0	685	398	1,083	11,003	12,082	23,085
0	529	640	1,169	0	0	0	0	0	0	1,333	792	2,125	22,261	24,118	46,379
0	1,977	2,204	4,181	0	0	0	0	0	0	1,333	792	2,125	56,843	58,877	115,720
0	0	0	0	0	0	0	0	0	0	0	0	0	1,347	2,957	4,304
0	0	0	0	0	0	0	0	0	0	0	0	0	76	151	227
0	0	0	0	0	0	0	0	0	0	0	0	0	0	0	0
0	0	0	0	0	0	0	0	0	0	513	409	922	513	409	922
0	0	0	0	0	0	0	0	0	0	0	0	0	0	0	0
0	0	0	0	0	0	0	0	0	0	0	0	0	0	0	0
0	0	0	0	0	0	0	0	0	0	513	409	922	1,936	3,517	5,453
0	0	0	0	0	0	0	0	0	0	0	0	0	1,082	2,279	3,361
0	0	0	0	0	0	0	0	0	0	0	0	0	48	86	134
0	0	0	0	0	0	0	0	0	0	0	0	0	0	0	0
0	0	0	0	0	0	0	0	0	0	464	354	818	464	354	818
0	0	0	0	0	0	0	0	0	0	0	0	0	0	0	0
0	0	0	0	0	0	0	0	0	0	0	0	0	0	0	0
0	0	0	0	0	0	0	0	0	0	464	354	818	1,594	2,719	4,313
0	0	0	0	0	0	0	0	0	0	977	763	1,740	3,530	6,236	9,766
0	1,977	2,204	4,181	0	0	0	0	0	0	2,310	1,555	3,865	60,373	65,113	125,486

1.8.3A ENROLMEN PERINGKAT MENENGAH DI SEKOLAH KERAJAAN DAN BANTUAN KERAJAAN MENGIKUT LOKASI (BANDAR) SEPERTI PADA 30 JUN 2018  
ENROLMENT AT SECONDARY LEVEL IN GOVERNMENT AND GOVERNMENT-AIDED SCHOOLS BY LOCATION (URBAN) AS OF 30th JUNE 2018

KELANTAN	*Biasa / Regular			Berasrama Penuh Fully Residential			Agama Religious			Teknik Technical	
	L / M	P / F	J / T	L / M	P / F	J / T	L / M	P / F	J / T	L / M	P / F
MENENGAH RENDAH / LOWER SECONDARY:**											
Kelas Peralihan / Remove Class	24	11	35	0	0	0	0	0	0	0	0
Tingkatan 1 / Form 1	2584	2311	4,895	50	72	122	0	0	0	0	0
Tingkatan 1 Agama / Form 1 Religious	418	642	1,060	0	0	0	47	281	328	0	0
Tingkatan 1 PAV / Form 1 PAV	0	0	0	0	0	0	0	0	0	0	0
Tingkatan 2 / Form 2	2430	2358	4,788	52	54	106	0	0	0	0	0
Tingkatan 2 Agama / Form 2 Religious	380	624	1,004	0	0	0	40	259	299	0	0
Tingkatan 2 PAV / Form 2 PAV	35	16	51	0	0	0	0	0	0	0	0
Tingkatan 3 / Form 3	2409	2365	4,774	71	61	132	0	0	0	0	0
Tingkatan 3 Agama / Form 3 Religious	406	625	1,031	0	0	0	71	260	331	0	0
Tingkatan 3 PAV / Form 3 PAV	23	13	36	0	0	0	0	0	0	0	0
KKBP / SCLD	471	266	737	0	0	0	0	0	0	0	0
SBJK Menengah Rendah / Lower Secondary BJKS	0	0	0	0	0	0	0	0	0	0	0
<b>Jumlah Menengah Rendah / Lower Secondary Sub-total</b>	<b>9,180</b>	<b>9,231</b>	<b>18,411</b>	<b>173</b>	<b>187</b>	<b>360</b>	<b>158</b>	<b>800</b>	<b>958</b>	<b>0</b>	<b>0</b>
MENENGAH ATAS / UPPER SECONDARY:											
TINGKATAN 4 / FORM 4											
Kemanusiaan / Humanities	1773	1902	3,675	0	0	0	19	72	91	0	0
Sains / Science	708	1015	1,723	60	54	114	36	155	191	0	0
Agama / Religious	0	0	0	0	0	0	0	0	0	0	0
MPV / MPV	137	84	221	0	0	0	0	0	0	0	0
Program PVMA / PVMA Programme	5	11	16	0	0	0	0	0	0	0	0
Teknologi / Technology	144	253	397	0	0	0	0	0	0	0	0
Teknik / Technical	0	0	0	0	0	0	0	0	0	0	0
Kemahiran / Skills	0	0	0	0	0	0	0	0	0	0	0
Program Kemahiran Tahun 1 / Skills Programme Year 1	0	0	0	0	0	0	0	0	0	0	0
Program SVM Tahun 1 / VCM Year 1 Programme	0	0	0	0	0	0	0	0	0	0	0
Pendidikan Khas / Special Education	0	0	0	0	0	0	0	0	0	0	0
<b>Jumlah Kecil / Sub-total</b>	<b>2,767</b>	<b>3,265</b>	<b>6,032</b>	<b>60</b>	<b>54</b>	<b>114</b>	<b>55</b>	<b>227</b>	<b>282</b>	<b>0</b>	<b>0</b>
TINGKATAN 5 / FORM 5											
Kemanusiaan / Humanities	1669	1695	3,364	0	0	0	19	70	89	0	0
Sains / Science	727	1107	1,834	35	48	83	36	211	247	0	0
Agama / Religious	0	0	0	0	0	0	0	0	0	0	0
MPV / MPV	123	101	224	0	0	0	0	0	0	0	0
Program PVMA / PVMA Programme	14	36	50	0	0	0	0	0	0	0	0
Teknologi / Technology	145	240	385	0	0	0	0	0	0	0	0
Teknik / Technical	0	0	0	0	0	0	0	0	0	0	0
Kemahiran / Skills	0	0	0	0	0	0	0	0	0	0	0
Program Kemahiran Tahun 2 / Skills Programme Year 2	0	0	0	0	0	0	0	0	0	0	0
SBJK Menengah Atas / Upper Secondary BJKS	0	0	0	0	0	0	0	0	0	0	0
Program SVM Tahun 2 / VCM Year 2 Programme	0	0	0	0	0	0	0	0	0	0	0
Pendidikan Khas / Special Education	0	0	0	0	0	0	0	0	0	0	0
<b>Jumlah Kecil / Sub-total</b>	<b>2,678</b>	<b>3,179</b>	<b>5,857</b>	<b>35</b>	<b>48</b>	<b>83</b>	<b>55</b>	<b>281</b>	<b>336</b>	<b>0</b>	<b>0</b>
<b>Jumlah Menengah Atas / Upper Secondary Sub-total</b>	<b>5,445</b>	<b>6,444</b>	<b>11,889</b>	<b>95</b>	<b>102</b>	<b>197</b>	<b>110</b>	<b>508</b>	<b>618</b>	<b>0</b>	<b>0</b>
<b>Jumlah Menengah / Secondary Sub-total</b>	<b>14,625</b>	<b>15,675</b>	<b>30,300</b>	<b>268</b>	<b>289</b>	<b>557</b>	<b>268</b>	<b>1,308</b>	<b>1,576</b>	<b>0</b>	<b>0</b>
LEPAS MENENGAH / POST SECONDARY:											
TINGKATAN 6 RENDAH / FORM 6 LOWER											
Kemanusiaan / Humanities	497	1193	1,690	0	0	0	18	98	116	0	0
Sains / Science	55	102	157	0	0	0	0	0	0	0	0
Agama / Religious	0	0	0	0	0	0	0	0	0	0	0
Program DVM Tahun 1 / VCM Year 1 Programme	0	0	0	0	0	0	0	0	0	0	0
Pendidikan Khas / Special Education	0	0	0	0	0	0	0	0	0	0	0
Prauniversiti / Pre-university	0	0	0	0	0	0	0	0	0	0	0
<b>Jumlah Kecil / Sub-total</b>	<b>552</b>	<b>1,295</b>	<b>1,847</b>	<b>0</b>	<b>0</b>	<b>0</b>	<b>18</b>	<b>98</b>	<b>116</b>	<b>0</b>	<b>0</b>
TINGKATAN 6 ATAS / FORM 6 UPPER											
Kemanusiaan / Humanities	371	892	1,263	0	0	0	27	85	112	0	0
Sains / Science	36	44	80	0	0	0	0	0	0	0	0
Agama / Religious	0	0	0	0	0	0	0	0	0	0	0
Program DVM Tahun 2 / VCM Year 2 Programme	0	0	0	0	0	0	0	0	0	0	0
Pendidikan Khas / Special Education	0	0	0	0	0	0	0	0	0	0	0
Prauniversiti / Pre-university	0	0	0	0	0	0	0	0	0	0	0
<b>Jumlah Kecil / Sub-total</b>	<b>407</b>	<b>936</b>	<b>1,343</b>	<b>0</b>	<b>0</b>	<b>0</b>	<b>27</b>	<b>85</b>	<b>112</b>	<b>0</b>	<b>0</b>
<b>Jumlah Lepas Menengah / Post Secondary Sub-total</b>	<b>959</b>	<b>2,231</b>	<b>3,190</b>	<b>0</b>	<b>0</b>	<b>0</b>	<b>45</b>	<b>183</b>	<b>228</b>	<b>0</b>	<b>0</b>
<b>JUMLAH BESAR / GRAND TOTAL</b>	<b>15,584</b>	<b>17,906</b>	<b>33,490</b>	<b>268</b>	<b>289</b>	<b>557</b>	<b>313</b>	<b>1,491</b>	<b>1,804</b>	<b>0</b>	<b>0</b>

Nota / Note:

\* Termasuk enrolmen Sekolah Model Khas, Sekolah Sukan, Sekolah Bimbingan Jalinan Kasih dan Sekolah Seni / Including enrolment in Special Model Schools, Sports Schools, Bimbingan Jalinan Kasih Schools and Arts Schools

\*\* Enrolmen Menengah Rendah termasuk murid pendidikan khas PPKI / Enrolment in Lower Secondary Schools includes pupils in SEIP

SABK GARS			Pendidikan Khas Special Education			Kolej Tingkatan 6 Form 6 College			Kolej Vokasional (KV) Vocational College (VC)			Jumlah Total			
J/T	L/M	P/F	J/T	L/M	P/F	J/T	L/M	P/F	J/T	L/M	P/F	J/T	L/M	P/F	J/T
0	0	0	0	0	0	0	0	0	0	0	0	0	24	11	35
0	0	0	0	0	0	0	0	0	0	0	0	0	2,634	2,383	5,017
0	0	0	0	0	0	0	0	0	0	0	0	0	465	923	1,388
0	0	0	0	0	0	0	0	0	0	0	0	0	0	0	0
0	0	0	0	0	0	0	0	0	0	0	0	0	2,482	2,412	4,894
0	0	0	0	0	0	0	0	0	0	0	0	0	420	883	1,303
0	0	0	0	0	0	0	0	0	0	0	0	0	35	16	51
0	0	0	0	0	0	0	0	0	0	0	0	0	2,480	2,426	4,906
0	0	0	0	0	0	0	0	0	0	0	0	0	477	885	1,362
0	0	0	0	0	0	0	0	0	0	0	0	0	23	13	36
0	0	0	0	0	0	0	0	0	0	0	0	0	471	266	737
0	0	0	0	0	0	0	0	0	0	0	0	0	0	0	0
0	0	0	0	0	0	0	0	0	0	0	0	0	9,511	10,218	19,729
0	0	0	0	0	0	0	0	0	0	0	0	0	1,792	1,974	3,766
0	0	0	0	0	0	0	0	0	0	0	0	0	804	1,224	2,028
0	0	0	0	0	0	0	0	0	0	0	0	0	0	0	0
0	0	0	0	0	0	0	0	0	0	0	0	0	137	84	221
0	0	0	0	0	0	0	0	0	0	0	0	0	5	11	16
0	0	0	0	0	0	0	0	0	0	0	0	0	144	253	397
0	0	0	0	0	0	0	0	0	0	0	0	0	0	0	0
0	0	0	0	0	0	0	0	0	0	0	0	0	0	0	0
0	0	0	0	0	0	0	0	0	0	26	21	47	26	21	47
0	0	0	0	0	0	0	0	0	0	342	171	513	342	171	513
0	0	0	0	0	0	0	0	0	0	0	0	0	0	0	0
0	0	0	0	0	0	0	0	0	0	368	192	560	3,250	3,738	6,988
0	0	0	0	0	0	0	0	0	0	0	0	0	1,688	1,765	3,453
0	0	0	0	0	0	0	0	0	0	0	0	0	798	1,366	2,164
0	0	0	0	0	0	0	0	0	0	0	0	0	0	0	0
0	0	0	0	0	0	0	0	0	0	0	0	0	123	101	224
0	0	0	0	0	0	0	0	0	0	0	0	0	14	36	50
0	0	0	0	0	0	0	0	0	0	0	0	0	145	240	385
0	0	0	0	0	0	0	0	0	0	0	0	0	0	0	0
0	0	0	0	0	0	0	0	0	0	0	0	0	0	0	0
0	0	0	0	0	0	0	0	0	0	23	16	39	23	16	39
0	0	0	0	0	0	0	0	0	0	411	168	579	411	168	579
0	0	0	0	0	0	0	0	0	0	0	0	0	0	0	0
0	0	0	0	0	0	0	0	0	0	0	0	0	0	0	0
0	0	0	0	0	0	0	0	0	0	434	184	618	3,202	3,692	6,894
0	0	0	0	0	0	0	0	0	0	802	376	1,178	6,452	7,430	13,882
0	0	0	0	0	0	0	0	0	0	802	376	1,178	15,963	17,648	33,611
0	0	0	0	0	0	0	0	0	0	0	0	0	515	1,291	1,806
0	0	0	0	0	0	0	0	0	0	0	0	0	55	102	157
0	0	0	0	0	0	0	0	0	0	0	0	0	0	0	0
0	0	0	0	0	0	0	0	0	0	315	204	519	315	204	519
0	0	0	0	0	0	0	0	0	0	0	0	0	0	0	0
0	0	0	0	0	0	0	0	0	0	0	0	0	0	0	0
0	0	0	0	0	0	0	0	0	0	315	204	519	885	1,597	2,482
0	0	0	0	0	0	0	0	0	0	0	0	0	398	977	1,375
0	0	0	0	0	0	0	0	0	0	0	0	0	36	44	80
0	0	0	0	0	0	0	0	0	0	0	0	0	0	0	0
0	0	0	0	0	0	0	0	0	0	267	142	409	267	142	409
0	0	0	0	0	0	0	0	0	0	0	0	0	0	0	0
0	0	0	0	0	0	0	0	0	0	0	0	0	0	0	0
0	0	0	0	0	0	0	0	0	0	267	142	409	701	1,163	1,864
0	0	0	0	0	0	0	0	0	0	582	346	928	1,586	2,760	4,346
0	0	0	0	0	0	0	0	0	0	1,384	722	2,106	17,549	20,408	37,957

## KELANTAN

1.8.3B ENROLMEN PERINGKAT MENENGAH DI SEKOLAH KERAJAAN DAN BANTUAN KERAJAAN LOKASI (LUAR BANDAR) SEPERTI PADA 30 JUN 2018  
ENROLMENT AT SECONDARY LEVEL IN GOVERNMENT AND GOVERNMENT-AIDED SCHOOLS BY LOCATION (RURAL) AS OF 30th JUNE 2018

KELANTAN Tingkatan / Form	*Biasa / Regular			Berasrama Penuh Fully Residential			Agama Religious			Teknik Technical	
	L / M	P / F	J / T	L / M	P / F	J / T	L / M	P / F	J / T	L / M	P / F
MENENGAH RENDAH / LOWER SECONDARY: **											
Kelas Peralihan / Remove Class	0	0	0	0	0	0	0	0	0	0	0
Tingkatan 1 / Form 1	5895	5115	11,010	188	266	454	0	0	0	0	0
Tingkatan 1 Agama / Form 1 Religious	884	1444	2,328	0	0	0	281	350	631	0	0
Tingkatan 1 PAV / Form 1 PAV	0	0	0	0	0	0	0	0	0	0	0
Tingkatan 2 / Form 2	6122	5482	11,604	166	276	442	0	0	0	0	0
Tingkatan 2 Agama / Form 2 Religious	930	1497	2,427	0	0	0	290	334	624	0	0
Tingkatan 2 PAV / Form 2 PAV	16	15	31	0	0	0	0	0	0	0	0
Tingkatan 3 / Form 3	6278	5365	11,643	189	238	427	0	0	0	0	0
Tingkatan 3 Agama / Form 3 Religious	964	1668	2,632	0	0	0	276	351	627	0	0
Tingkatan 3 PAV / Form 3 PAV	16	24	40	0	0	0	0	0	0	0	0
KKBP / SCLD	1128	552	1,680	0	0	0	0	0	0	0	0
SBJK Menengah Rendah / Lower Secondary BJKS	0	0	0	0	0	0	0	0	0	0	0
<b>Jumlah Menengah Rendah / Lower Secondary Sub-total</b>	<b>22,233</b>	<b>21,162</b>	<b>43,395</b>	<b>543</b>	<b>780</b>	<b>1,323</b>	<b>847</b>	<b>1,035</b>	<b>1,882</b>	<b>0</b>	<b>0</b>
MENENGAH ATAS / UPPER SECONDARY:											
TINGKATAN 4 / FORM 4											
Kemanusiaan / Humanities	5342	4828	10,170	18	11	29	56	70	126	0	0
Sains / Science	794	1590	2,384	171	260	431	148	216	364	0	0
Agama / Religious	0	0	0	0	0	0	45	45	90	0	0
MPV / MPV	508	226	734	0	0	0	0	0	0	0	0
Program PVMA / PVMA Programme	44	8	52	0	0	0	0	0	0	0	0
Teknologi / Technology	286	476	762	0	0	0	35	19	54	0	0
Teknik / Technical	0	0	0	0	0	0	0	0	0	0	0
Kemahiran / Skills	0	0	0	0	0	0	0	0	0	0	0
Program Kemahiran Tahun 1 / Skills Programme Year 1	0	0	0	0	0	0	0	0	0	0	0
Program SVM Tahun 1 / VCM Year 1 Programme	0	0	0	0	0	0	0	0	0	0	0
Pendidikan Khas / Special Education	0	0	0	0	0	0	0	0	0	0	0
<b>Jumlah Kecil / Sub-total</b>	<b>6,974</b>	<b>7,128</b>	<b>14,102</b>	<b>189</b>	<b>271</b>	<b>460</b>	<b>284</b>	<b>350</b>	<b>634</b>	<b>0</b>	<b>0</b>
TINGKATAN 5 / FORM 5											
Kemanusiaan / Humanities	5129	4743	9,872	7	11	18	69	107	176	0	0
Sains / Science	886	1758	2,644	129	208	337	159	214	373	0	0
Agama / Religious	0	0	0	0	0	0	0	0	0	0	0
MPV / MPV	431	223	654	0	0	0	0	0	0	0	0
Program PVMA / PVMA Programme	177	200	377	0	0	0	0	0	0	0	0
Teknologi / Technology	260	403	663	0	0	0	55	16	71	0	0
Teknik / Technical	0	0	0	0	0	0	0	0	0	0	0
Kemahiran / Skills	0	0	0	0	0	0	0	0	0	0	0
Program Kemahiran Tahun 2 / Skills Programme Year 2	0	0	0	0	0	0	0	0	0	0	0
SBJK Menengah Atas / Upper Secondary BJKS	0	0	0	0	0	0	0	0	0	0	0
Program SVM Tahun 2 / VCM Year 2 Programme	0	0	0	0	0	0	0	0	0	0	0
Pendidikan Khas / Special Education	0	0	0	0	0	0	0	0	0	0	0
<b>Jumlah Kecil / Sub-total</b>	<b>6,883</b>	<b>7,327</b>	<b>14,210</b>	<b>136</b>	<b>219</b>	<b>355</b>	<b>283</b>	<b>337</b>	<b>620</b>	<b>0</b>	<b>0</b>
<b>Jumlah Menengah Atas / Upper Secondary Sub-total</b>	<b>13,857</b>	<b>14,455</b>	<b>28,312</b>	<b>325</b>	<b>490</b>	<b>815</b>	<b>567</b>	<b>687</b>	<b>1,254</b>	<b>0</b>	<b>0</b>
<b>Jumlah Menengah / Secondary Sub-total</b>	<b>36,090</b>	<b>35,617</b>	<b>71,707</b>	<b>868</b>	<b>1,270</b>	<b>2,138</b>	<b>1,414</b>	<b>1,722</b>	<b>3,136</b>	<b>0</b>	<b>0</b>
LEPAS MENENGAH / POST SECONDARY:											
TINGKATAN 6 RENDAH / FORM 6 LOWER											
Kemanusiaan / Humanities	805	1641	2,446	0	0	0	27	25	52	0	0
Sains / Science	21	49	70	0	0	0	0	0	0	0	0
Agama / Religious	0	0	0	0	0	0	0	0	0	0	0
Program DVM Tahun 1 / VCM Year 1 Programme	0	0	0	0	0	0	0	0	0	0	0
Pendidikan Khas / Special Education	0	0	0	0	0	0	0	0	0	0	0
Prauniversiti / Pre-university	0	0	0	0	0	0	0	0	0	0	0
<b>Jumlah Kecil / Sub-total</b>	<b>826</b>	<b>1,690</b>	<b>2,516</b>	<b>0</b>	<b>0</b>	<b>0</b>	<b>27</b>	<b>25</b>	<b>52</b>	<b>0</b>	<b>0</b>
TINGKATAN 6 ATAS / FORM 6 UPPER											
Kemanusiaan / Humanities	652	1264	1,916	0	0	0	32	38	70	0	0
Sains / Science	12	42	54	0	0	0	0	0	0	0	0
Agama / Religious	0	0	0	0	0	0	0	0	0	0	0
Program DVM Tahun 2 / VCM Year 2 Programme	0	0	0	0	0	0	0	0	0	0	0
Pendidikan Khas / Special Education	0	0	0	0	0	0	0	0	0	0	0
Prauniversiti / Pre-university	0	0	0	0	0	0	0	0	0	0	0
<b>Jumlah Kecil / Sub-total</b>	<b>664</b>	<b>1,306</b>	<b>1,970</b>	<b>0</b>	<b>0</b>	<b>0</b>	<b>32</b>	<b>38</b>	<b>70</b>	<b>0</b>	<b>0</b>
<b>Jumlah Lepas Menengah / Post Secondary Sub-total</b>	<b>1,490</b>	<b>2,996</b>	<b>4,486</b>	<b>0</b>	<b>0</b>	<b>0</b>	<b>59</b>	<b>63</b>	<b>122</b>	<b>0</b>	<b>0</b>
<b>JUMLAH BESAR / GRAND TOTAL</b>	<b>37,580</b>	<b>38,613</b>	<b>76,193</b>	<b>868</b>	<b>1,270</b>	<b>2,138</b>	<b>1,473</b>	<b>1,785</b>	<b>3,258</b>	<b>0</b>	<b>0</b>

Nota / Note:

\* Termasuk enrolmen Sekolah Model Khas, Sekolah Sukan, Sekolah Bimbingan Jalinan Kasih dan Sekolah Seni / Including enrolment in Special Model Schools, Sports Schools, Bimbingan Jalinan Kasih Schools and Arts Schools

\*\* Enrolmen Menengah Rendah termasuk murid pendidikan khas PPKI / Enrolment in Lower Secondary Schools includes pupils in SEIP

J/T	SABK GARS			Pendidikan Khas Special Education			Kolej Tingkatan 6 Form 6 College			Kolej Vokasional (KV) Vocational College (VC)				Jumlah Total	
	L/M	P/F	J/T	L/M	P/F	J/T	L/M	P/F	J/T	L/M	P/F	J/T	L/M	P/F	J/T
0	0	0	0	0	0	0	0	0	0	0	0	0	0	0	0
0	0	0	0	0	0	0	0	0	0	0	0	0	6,083	5,381	11,464
0	529	539	1,068	0	0	0	0	0	0	0	0	0	1,694	2,333	4,027
0	0	0	0	0	0	0	0	0	0	0	0	0	0	0	0
0	0	0	0	0	0	0	0	0	0	0	0	0	6,288	5,758	12,046
0	483	545	1,028	0	0	0	0	0	0	0	0	0	1,703	2,376	4,079
0	0	0	0	0	0	0	0	0	0	0	0	0	16	15	31
0	0	0	0	0	0	0	0	0	0	0	0	0	6,467	5,603	12,070
0	436	480	916	0	0	0	0	0	0	0	0	0	1,676	2,499	4,175
0	0	0	0	0	0	0	0	0	0	0	0	0	16	24	40
0	0	0	0	0	0	0	39	0	39	0	0	0	1,128	552	1,680
0	0	0	0	0	0	0	0	0	0	0	0	0	0	0	0
0	1,448	1,564	3,012	0	0	0	39	0	39	0	0	0	25,071	24,541	49,612
0	11	30	41	0	0	0	0	0	0	0	0	0	5,427	4,939	10,366
0	0	0	0	0	0	0	0	0	0	0	0	0	1,113	2,066	3,179
0	270	317	587	0	0	0	0	0	0	0	0	0	315	362	677
0	0	0	0	0	0	0	0	0	0	0	0	0	508	226	734
0	0	0	0	0	0	0	0	0	0	0	0	0	44	8	52
0	0	0	0	0	0	0	0	0	0	0	0	0	321	495	816
0	0	0	0	0	0	0	0	0	0	0	0	0	0	0	0
0	0	0	0	0	0	0	0	0	0	0	0	0	0	0	0
0	0	0	0	0	0	0	0	0	0	0	0	0	0	0	0
0	0	0	0	0	0	0	0	0	0	280	202	482	280	202	482
0	0	0	0	0	0	0	0	0	0	0	0	0	0	0	0
0	281	347	628	0	0	0	0	0	0	280	202	482	8,008	8,298	16,306
0	9	26	35	0	0	0	0	0	0	0	0	0	5,214	4,887	10,101
0	0	0	0	0	0	0	0	0	0	0	0	0	1,174	2,180	3,354
0	239	267	506	0	0	0	0	0	0	0	0	0	239	267	506
0	0	0	0	0	0	0	0	0	0	0	0	0	431	223	654
0	0	0	0	0	0	0	0	0	0	0	0	0	177	200	377
0	0	0	0	0	0	0	0	0	0	0	0	0	315	419	734
0	0	0	0	0	0	0	0	0	0	0	0	0	0	0	0
0	0	0	0	0	0	0	0	0	0	0	0	0	0	0	0
0	0	0	0	0	0	0	0	0	0	251	214	465	251	214	465
0	0	0	0	0	0	0	0	0	0	0	0	0	0	0	0
0	0	0	0	0	0	0	0	0	0	0	0	0	0	0	0
0	248	293	541	0	0	0	0	0	0	251	214	465	7,801	8,390	16,191
0	529	640	1,169	0	0	0	0	0	0	531	416	947	15,809	16,688	32,497
0	1,977	2,204	4,181	0	0	0	39	0	39	531	416	947	40,880	41,229	82,109
0	0	0	0	0	0	0	1023	2362	3,385	0	0	0	832	1,666	2,498
0	0	0	0	0	0	0	237	300	537	0	0	0	21	49	70
0	0	0	0	0	0	0	0	0	0	0	0	0	0	0	0
0	0	0	0	0	0	0	0	0	0	198	205	403	198	205	403
0	0	0	0	0	0	0	0	0	0	0	0	0	0	0	0
0	0	0	0	0	0	0	0	0	0	0	0	0	0	0	0
0	0	0	0	0	0	0	1,260	2,662	3,922	198	205	403	1,051	1,920	2,971
0	0	0	0	0	0	0	754	1846	2,600	0	0	0	684	1,302	1,986
0	0	0	0	0	0	0	175	221	396	0	0	0	12	42	54
0	0	0	0	0	0	0	0	0	0	0	0	0	0	0	0
0	0	0	0	0	0	0	0	0	0	197	212	409	197	212	409
0	0	0	0	0	0	0	0	0	0	0	0	0	0	0	0
0	0	0	0	0	0	0	0	0	0	0	0	0	0	0	0
0	0	0	0	0	0	0	929	2,067	2,996	197	212	409	893	1,556	2,449
0	0	0	0	0	0	0	2,189	4,729	6,918	395	417	812	1,944	3,476	5,420
0	1,977	2,204	4,181	0	0	0	2,228	4,729	6,957	926	833	1,759	42,824	44,705	87,529

1.8.4 ENROLMEN PERINGKAT MENENGAH DI SEKOLAH KERAJAAN DAN BANTUAN KERAJAAN SEPERTI PADA 30 JUN 2018  
ENROLMENT AT SECONDARY LEVEL IN GOVERNMENT AND GOVERNMENT-AIDED SCHOOLS AS OF 30th JUNE 2018

MELAKA	*Biasa / Regular			Berasrama Penuh Fully Residential			Agama Religious			Teknik Technical	
	L / M	P / F	J / T	L / M	P / F	J / T	L / M	P / F	J / T	L / M	P / F
MENENGAH RENDAH / LOWER SECONDARY: **											
Kelas Peralihan / Remove Class	290	108	398	0	0	0	0	0	0	0	0
Tingkatan 1 / Form 1	5218	5066	10,284	84	56	140	0	0	0	0	0
Tingkatan 1 Agama / Form 1 Religious	137	222	359	56	60	116	165	242	407	0	0
Tingkatan 1 PAV / Form 1 PAV	0	0	0	0	0	0	0	0	0	0	0
Tingkatan 2 / Form 2	5451	5337	10,788	84	62	146	0	0	0	0	0
Tingkatan 2 Agama / Form 2 Religious	111	190	301	52	62	114	161	183	344	0	0
Tingkatan 2 PAV / Form 2 PAV	22	0	22	0	0	0	0	0	0	0	0
Tingkatan 3 / Form 3	5462	5241	10,703	134	112	246	0	0	0	0	0
Tingkatan 3 Agama / Form 3 Religious	103	222	325	0	0	0	148	210	358	0	0
Tingkatan 3 PAV / Form 3 PAV	34	19	53	0	0	0	0	0	0	0	0
KKBP / SCLD	864	376	1,240	0	0	0	0	0	0	0	0
SBJK Menengah Rendah / Lower Secondary BJKS	0	0	0	0	0	0	0	0	0	0	0
<b>Jumlah Menengah Rendah / Lower Secondary Sub-total</b>	<b>17,692</b>	<b>16,781</b>	<b>34,473</b>	<b>410</b>	<b>352</b>	<b>762</b>	<b>474</b>	<b>635</b>	<b>1,109</b>	<b>0</b>	<b>0</b>
MENENGAH ATAS / UPPER SECONDARY:											
TINGKATAN 4 / FORM 4											
Kemanusiaan / Humanities	2922	2997	5,919	0	0	0	24	64	88	0	0
Sains / Science	788	1281	2,069	122	120	242	73	105	178	0	0
Agama / Religious	0	0	0	0	0	0	0	0	0	0	0
MPV / MPV	525	199	724	0	0	0	0	0	0	0	0
Program PVMA / PVMA Programme	85	102	187	0	0	0	0	0	0	0	0
Teknologi / Technology	640	835	1,475	0	0	0	22	0	22	0	0
Teknik / Technical	0	0	0	0	0	0	0	0	0	137	155
Kemahiran / Skills	0	0	0	0	0	0	0	0	0	0	0
Program Kemahiran Tahun 1 / Skills Programme Year 1	0	0	0	0	0	0	0	0	0	0	0
Program SVM Tahun 1 / VCM Year 1 Programme	0	0	0	0	0	0	0	0	0	0	0
Pendidikan Khas / Special Education	0	0	0	0	0	0	0	0	0	0	0
<b>Jumlah Kecil / Sub-total</b>	<b>4,960</b>	<b>5,414</b>	<b>10,374</b>	<b>122</b>	<b>120</b>	<b>242</b>	<b>119</b>	<b>169</b>	<b>288</b>	<b>137</b>	<b>155</b>
TINGKATAN 5 / FORM 5											
Kemanusiaan / Humanities	2941	2808	5,749	0	0	0	49	64	113	0	0
Sains / Science	956	1470	2,426	94	103	197	100	111	211	0	0
Agama / Religious	0	0	0	0	0	0	0	0	0	0	0
MPV / MPV	492	184	676	0	0	0	0	0	0	0	0
Program PVMA / PVMA Programme	133	174	307	0	0	0	0	0	0	0	0
Teknologi / Technology	534	720	1,254	0	0	0	25	0	25	0	0
Teknik / Technical	0	0	0	0	0	0	0	0	0	125	162
Kemahiran / Skills	0	0	0	0	0	0	0	0	0	0	0
Program Kemahiran Tahun 2 / Skills Programme Year 2	0	0	0	0	0	0	0	0	0	0	0
SBJK Menengah Atas / Upper Secondary BJKS	0	0	0	0	0	0	0	0	0	0	0
Program SVM Tahun 2 / VCM Year 2 Programme	0	0	0	0	0	0	0	0	0	0	0
Pendidikan Khas / Special Education	0	0	0	0	0	0	0	0	0	0	0
<b>Jumlah Kecil / Sub-total</b>	<b>5,056</b>	<b>5,356</b>	<b>10,412</b>	<b>94</b>	<b>103</b>	<b>197</b>	<b>174</b>	<b>175</b>	<b>349</b>	<b>125</b>	<b>162</b>
<b>Jumlah Menengah Atas / Upper Secondary Sub-total</b>	<b>10,016</b>	<b>10,770</b>	<b>20,786</b>	<b>216</b>	<b>223</b>	<b>439</b>	<b>293</b>	<b>344</b>	<b>637</b>	<b>262</b>	<b>317</b>
<b>Jumlah Menengah / Secondary Sub-total</b>	<b>27,708</b>	<b>27,551</b>	<b>55,259</b>	<b>626</b>	<b>575</b>	<b>1,201</b>	<b>767</b>	<b>979</b>	<b>1,746</b>	<b>262</b>	<b>317</b>
LEPAS MENENGAH / POST SECONDARY:											
TINGKATAN 6 RENDAH / FORM 6 LOWER											
Kemanusiaan / Humanities	390	794	1,184	0	0	0	31	61	92	0	0
Sains / Science	120	125	245	0	0	0	0	0	0	0	0
Agama / Religious	0	0	0	0	0	0	0	0	0	0	0
Program DVM Tahun 1 / VCM Year 1 Programme	0	0	0	0	0	0	0	0	0	0	0
Pendidikan Khas / Special Education	0	0	0	0	0	0	0	0	0	0	0
Prauniversiti / Pre-university	0	0	0	0	0	0	0	0	0	0	0
<b>Jumlah Kecil / Sub-total</b>	<b>510</b>	<b>919</b>	<b>1,429</b>	<b>0</b>	<b>0</b>	<b>0</b>	<b>31</b>	<b>61</b>	<b>92</b>	<b>0</b>	<b>0</b>
TINGKATAN 6 ATAS / FORM 6 UPPER											
Kemanusiaan / Humanities	276	682	958	0	0	0	16	79	95	0	0
Sains / Science	103	108	211	0	0	0	0	0	0	0	0
Agama / Religious	0	0	0	0	0	0	0	0	0	0	0
Program DVM Tahun 2 / VCM Year 2 Programme	0	0	0	0	0	0	0	0	0	0	0
Pendidikan Khas / Special Education	0	0	0	0	0	0	0	0	0	0	0
Prauniversiti / Pre-university	0	0	0	0	0	0	0	0	0	0	0
<b>Jumlah Kecil / Sub-total</b>	<b>379</b>	<b>790</b>	<b>1,169</b>	<b>0</b>	<b>0</b>	<b>0</b>	<b>16</b>	<b>79</b>	<b>95</b>	<b>0</b>	<b>0</b>
<b>Jumlah Lepas Menengah / Post Secondary Sub-total</b>	<b>889</b>	<b>1,709</b>	<b>2,598</b>	<b>0</b>	<b>0</b>	<b>0</b>	<b>47</b>	<b>140</b>	<b>187</b>	<b>0</b>	<b>0</b>
<b>JUMLAH BESAR / GRAND TOTAL</b>	<b>28,597</b>	<b>29,260</b>	<b>57,857</b>	<b>626</b>	<b>575</b>	<b>1,201</b>	<b>814</b>	<b>1,119</b>	<b>1,933</b>	<b>262</b>	<b>317</b>

Nota / Note :

\* Termasuk enrolmen Sekolah Model Khas, Sekolah Sukan, Sekolah Bimbingan Jalanan Kasih dan Sekolah Seni / Including enrolment in Special Model Schools, Sports Schools, Bimbingan Jalanan Kasih Schools and Arts Schools

\*\* Enrolmen Menengah Rendah termasuk murid pendidikan khas PPKI / Enrolment in Lower Secondary Schools includes pupils in SEIP

SABK GARS			Pendidikan Khas Special Education			Kolej Tingkatan 6 Form 6 College			Kolej Vokasional (KV) Vocational College (VC)			Jumlah Total			
J/T	L/M	P/F	J/T	L/M	P/F	J/T	L/M	P/F	J/T	L/M	P/F	J/T	L/M	P/F	J/T
0	0	0	0	0	0	0	0	0	0	0	0	0	290	108	398
0	0	0	0	0	0	0	0	0	0	0	0	0	5,302	5,122	10,424
0	266	295	561	0	0	0	0	0	0	0	0	0	624	819	1,443
0	0	0	0	0	0	0	0	0	0	0	0	0	0	0	0
0	0	0	0	0	0	0	0	0	0	0	0	0	5,535	5,399	10,934
0	199	243	442	0	0	0	0	0	0	0	0	0	523	678	1,201
0	0	0	0	0	0	0	0	0	0	0	0	0	22	0	22
0	0	0	0	0	0	0	0	0	0	0	0	0	5,596	5,353	10,949
0	206	241	447	0	0	0	0	0	0	0	0	0	457	673	1,130
0	0	0	0	0	0	0	0	0	0	0	0	0	34	19	53
0	0	0	0	0	0	0	0	0	0	0	0	0	864	376	1,240
0	0	0	0	0	0	0	0	0	0	0	0	0	0	0	0
0	671	779	1,450	0	0	0	0	0	0	0	0	0	19,247	18,547	37,794
0	0	0	0	0	0	0	0	0	0	0	0	0	2,946	3,061	6,007
0	13	0	13	0	0	0	0	0	0	0	0	0	996	1,506	2,502
0	132	241	373	0	0	0	0	0	0	0	0	0	132	241	373
0	0	0	0	0	0	0	0	0	0	0	0	0	525	199	724
0	0	0	0	0	0	0	0	0	0	0	0	0	85	102	187
0	0	0	0	0	0	0	0	0	0	0	0	0	662	835	1,497
292	0	0	0	0	0	0	0	0	0	0	0	0	137	155	292
0	0	0	0	0	0	0	0	0	0	0	0	0	0	0	0
0	0	0	0	0	0	0	0	0	0	0	0	0	0	0	0
0	0	0	0	0	0	0	0	0	0	360	150	510	360	150	510
0	0	0	0	0	0	0	0	0	0	0	0	0	0	0	0
292	145	241	386	0	0	0	0	0	0	360	150	510	5,843	6,249	12,092
0	0	0	0	0	0	0	0	0	0	0	0	0	2,990	2,872	5,862
0	17	0	17	0	0	0	0	0	0	0	0	0	1,167	1,684	2,851
0	157	247	404	0	0	0	0	0	0	0	0	0	157	247	404
0	0	0	0	0	0	0	0	0	0	0	0	0	492	184	676
0	0	0	0	0	0	0	0	0	0	0	0	0	133	174	307
0	0	0	0	0	0	0	0	0	0	0	0	0	559	720	1,279
287	0	0	0	0	0	0	0	0	0	0	0	0	125	162	287
0	0	0	0	0	0	0	0	0	0	0	0	0	0	0	0
0	0	0	0	0	0	0	0	0	0	0	0	0	0	0	0
0	0	0	0	0	0	0	0	0	0	401	230	631	401	230	631
0	0	0	0	0	0	0	0	0	0	0	0	0	0	0	0
0	0	0	0	0	0	0	0	0	0	0	0	0	0	0	0
287	174	247	421	0	0	0	0	0	0	401	230	631	6,024	6,273	12,297
579	319	488	807	0	0	0	0	0	0	761	380	1,141	11,867	12,522	24,389
579	990	1,267	2,257	0	0	0	0	0	0	761	380	1,141	31,114	31,069	62,183
0	0	0	0	0	0	0	0	0	0	0	0	0	421	855	1,276
0	0	0	0	0	0	0	0	0	0	0	0	0	120	125	245
0	42	66	108	0	0	0	0	0	0	0	0	0	42	66	108
0	0	0	0	0	0	0	0	0	0	399	200	599	399	200	599
0	0	0	0	0	0	0	0	0	0	0	0	0	0	0	0
0	0	0	0	0	0	0	0	0	0	0	0	0	0	0	0
0	42	66	108	0	0	0	0	0	0	399	200	599	982	1,246	2,228
0	0	0	0	0	0	0	0	0	0	0	0	0	292	761	1,053
0	0	0	0	0	0	0	0	0	0	0	0	0	103	108	211
0	0	0	0	0	0	0	0	0	0	0	0	0	0	0	0
0	0	0	0	0	0	0	0	0	0	299	227	526	299	227	526
0	0	0	0	0	0	0	0	0	0	0	0	0	0	0	0
0	0	0	0	0	0	0	0	0	0	0	0	0	0	0	0
0	0	0	0	0	0	0	0	0	0	299	227	526	694	1,096	1,790
0	42	66	108	0	0	0	0	0	0	698	427	1,125	1,676	2,342	4,018
579	1,032	1,333	2,365	0	0	0	0	0	0	1,459	807	2,266	32,790	33,411	66,201

1.8.4A ENROLMEN PERINGKAT MENENGAH DI SEKOLAH KERAJAAN DAN BANTUAN KERAJAAN MENGIKUT LOKASI (BANDAR) SEPERTI PADA 30 JUN 2018  
ENROLMENT AT SECONDARY LEVEL IN GOVERNMENT AND GOVERNMENT-AIDED SCHOOLS BY LOCATION (URBAN) AS OF 30th JUNE 2018

MELAKA	*Biasa / Regular			Berasrama Penuh Fully Residential			Agama Religious			Teknik Technical	
	L / M	P / F	J / T	L / M	P / F	J / T	L / M	P / F	J / T	L / M	P / F
MENENGAH RENDAH / LOWER SECONDARY: **											
Kelas Peralihan / Remove Class	202	71	273	0	0	0	0	0	0	0	0
Tingkatan 1 / Form 1	2571	2518	5,089	84	56	140	0	0	0	0	0
Tingkatan 1 Agama / Form 1 Religious	46	85	131	0	0	0	38	91	129	0	0
Tingkatan 1 PAV / Form 1 PAV	0	0	0	0	0	0	0	0	0	0	0
Tingkatan 2 / Form 2	2657	2681	5,338	84	62	146	0	0	0	0	0
Tingkatan 2 Agama / Form 2 Religious	40	74	114	0	0	0	46	69	115	0	0
Tingkatan 2 PAV / Form 2 PAV	15	0	15	0	0	0	0	0	0	0	0
Tingkatan 3 / Form 3	2575	2580	5,155	78	59	137	0	0	0	0	0
Tingkatan 3 Agama / Form 3 Religious	38	98	136	0	0	0	42	74	116	0	0
Tingkatan 3 PAV / Form 3 PAV	16	1	17	0	0	0	0	0	0	0	0
KKBP / SCLD	281	115	396	0	0	0	0	0	0	0	0
SBJK Menengah Rendah / Lower Secondary BJKS	0	0	0	0	0	0	0	0	0	0	0
<b>Jumlah Menengah Rendah / Lower Secondary Sub-total</b>	<b>8,441</b>	<b>8,223</b>	<b>16,664</b>	<b>246</b>	<b>177</b>	<b>423</b>	<b>126</b>	<b>234</b>	<b>360</b>	<b>0</b>	<b>0</b>
MENENGAH ATAS / UPPER SECONDARY:											
TINGKATAN 4 / FORM 4											
Kemanusiaan / Humanities	1373	1306	2,679	0	0	0	18	24	42	0	0
Sains / Science	524	773	1,297	73	61	134	13	25	38	0	0
Agama / Religious	0	0	0	0	0	0	0	0	0	0	0
MPV / MPV	132	64	196	0	0	0	0	0	0	0	0
Program PVMA / PVMA Programme	55	50	105	0	0	0	0	0	0	0	0
Teknologi / Technology	296	435	731	0	0	0	0	0	0	0	0
Teknik / Technical	0	0	0	0	0	0	0	0	0	137	155
Kemahiran / Skills	0	0	0	0	0	0	0	0	0	0	0
Program Kemahiran Tahun 1 / Skills Programme Year 1	0	0	0	0	0	0	0	0	0	0	0
Program SVM Tahun 1 / VCM Year 1 Programme	0	0	0	0	0	0	0	0	0	0	0
Pendidikan Khas / Special Education	0	0	0	0	0	0	0	0	0	0	0
<b>Jumlah Kecil / Sub-total</b>	<b>2,380</b>	<b>2,628</b>	<b>5,008</b>	<b>73</b>	<b>61</b>	<b>134</b>	<b>31</b>	<b>49</b>	<b>80</b>	<b>137</b>	<b>155</b>
TINGKATAN 5 / FORM 5											
Kemanusiaan / Humanities	1326	1284	2,610	0	0	0	21	23	44	0	0
Sains / Science	635	878	1,513	62	61	123	17	30	47	0	0
Agama / Religious	0	0	0	0	0	0	0	0	0	0	0
MPV / MPV	144	60	204	0	0	0	0	0	0	0	0
Program PVMA / PVMA Programme	45	58	103	0	0	0	0	0	0	0	0
Teknologi / Technology	213	364	577	0	0	0	0	0	0	0	0
Teknik / Technical	0	0	0	0	0	0	0	0	0	125	162
Kemahiran / Skills	0	0	0	0	0	0	0	0	0	0	0
Program Kemahiran Tahun 2 / Skills Programme Year 2	0	0	0	0	0	0	0	0	0	0	0
SBJK Menengah Atas / Upper Secondary BJKS	0	0	0	0	0	0	0	0	0	0	0
Program SVM Tahun 2 / VCM Year 2 Programme	0	0	0	0	0	0	0	0	0	0	0
Pendidikan Khas / Special Education	0	0	0	0	0	0	0	0	0	0	0
<b>Jumlah Kecil / Sub-total</b>	<b>2,363</b>	<b>2,644</b>	<b>5,007</b>	<b>62</b>	<b>61</b>	<b>123</b>	<b>38</b>	<b>53</b>	<b>91</b>	<b>125</b>	<b>162</b>
<b>Jumlah Menengah Atas / Upper Secondary Sub-total</b>	<b>4,743</b>	<b>5,272</b>	<b>10,015</b>	<b>135</b>	<b>122</b>	<b>257</b>	<b>69</b>	<b>102</b>	<b>171</b>	<b>262</b>	<b>317</b>
<b>Jumlah Menengah / Secondary Sub-total</b>	<b>13,184</b>	<b>13,495</b>	<b>26,679</b>	<b>381</b>	<b>299</b>	<b>680</b>	<b>195</b>	<b>336</b>	<b>531</b>	<b>262</b>	<b>317</b>
LEPAS MENENGAH / POST SECONDARY:											
TINGKATAN 6 RENDAH / FORM 6 LOWER											
Kemanusiaan / Humanities	266	521	787	0	0	0	0	0	0	0	0
Sains / Science	119	125	244	0	0	0	0	0	0	0	0
Agama / Religious	0	0	0	0	0	0	0	0	0	0	0
Program DVM Tahun 1 / VCM Year 1 Programme	0	0	0	0	0	0	0	0	0	0	0
Pendidikan Khas / Special Education	0	0	0	0	0	0	0	0	0	0	0
Prauniversiti / Pre-university	0	0	0	0	0	0	0	0	0	0	0
<b>Jumlah Kecil / Sub-total</b>	<b>385</b>	<b>646</b>	<b>1,031</b>	<b>0</b>	<b>0</b>	<b>0</b>	<b>0</b>	<b>0</b>	<b>0</b>	<b>0</b>	<b>0</b>
TINGKATAN 6 ATAS / FORM 6 UPPER											
Kemanusiaan / Humanities	156	392	548	0	0	0	0	0	0	0	0
Sains / Science	101	107	208	0	0	0	0	0	0	0	0
Agama / Religious	0	0	0	0	0	0	0	0	0	0	0
Program DVM Tahun 2 / VCM Year 2 Programme	0	0	0	0	0	0	0	0	0	0	0
Pendidikan Khas / Special Education	0	0	0	0	0	0	0	0	0	0	0
Prauniversiti / Pre-university	0	0	0	0	0	0	0	0	0	0	0
<b>Jumlah Kecil / Sub-total</b>	<b>257</b>	<b>499</b>	<b>756</b>	<b>0</b>	<b>0</b>	<b>0</b>	<b>0</b>	<b>0</b>	<b>0</b>	<b>0</b>	<b>0</b>
<b>Jumlah Lepas Menengah / Post Secondary Sub-total</b>	<b>642</b>	<b>1,145</b>	<b>1,787</b>	<b>0</b>	<b>0</b>	<b>0</b>	<b>0</b>	<b>0</b>	<b>0</b>	<b>0</b>	<b>0</b>
<b>JUMLAH BESAR / GRAND TOTAL</b>	<b>13,826</b>	<b>14,640</b>	<b>28,466</b>	<b>381</b>	<b>299</b>	<b>680</b>	<b>195</b>	<b>336</b>	<b>531</b>	<b>262</b>	<b>317</b>

Nota / Note:

\* Termasuk enrolmen Sekolah Model Khas, Sekolah Sukan, Sekolah Bimbingan Jalinan Kasih dan Sekolah Seni / Including enrolment in Special Model Schools, Sports Schools, Bimbingan Jalinan Kasih Schools and Arts Schools

\*\* Enrolmen Menengah Rendah termasuk murid pendidikan khas PPKI / Enrolment in Lower Secondary Schools includes pupils in SEIP

SABK GARS			Pendidikan Khas Special Education			Kolej Tingkatan 6 Form 6 College			Kolej Vokasional (KV) Vocational College (VC)			Jumlah Total			
J/T	L/M	P/F	J/T	L/M	P/F	J/T	L/M	P/F	J/T	L/M	P/F	J/T	L/M	P/F	J/T
0	0	0	0	0	0	0	0	0	0	0	0	0	202	71	273
0	0	0	0	0	0	0	0	0	0	0	0	0	2,655	2,574	5,229
0	0	0	0	0	0	0	0	0	0	0	0	0	84	176	260
0	0	0	0	0	0	0	0	0	0	0	0	0	0	0	0
0	0	0	0	0	0	0	0	0	0	0	0	0	2,741	2,743	5,484
0	0	0	0	0	0	0	0	0	0	0	0	0	86	143	229
0	0	0	0	0	0	0	0	0	0	0	0	0	15	0	15
0	0	0	0	0	0	0	0	0	0	0	0	0	2,653	2,639	5,292
0	0	0	0	0	0	0	0	0	0	0	0	0	80	172	252
0	0	0	0	0	0	0	0	0	0	0	0	0	16	1	17
0	0	0	0	0	0	0	0	0	0	0	0	0	281	115	396
0	0	0	0	0	0	0	0	0	0	0	0	0	0	0	0
0	0	0	0	0	0	0	0	0	0	0	0	0	8,813	8,634	17,447
0	0	0	0	0	0	0	0	0	0	0	0	0	1,391	1,330	2,721
0	0	0	0	0	0	0	0	0	0	0	0	0	610	859	1,469
0	0	0	0	0	0	0	0	0	0	0	0	0	0	0	0
0	0	0	0	0	0	0	0	0	0	0	0	0	132	64	196
0	0	0	0	0	0	0	0	0	0	0	0	0	55	50	105
0	0	0	0	0	0	0	0	0	0	0	0	0	296	435	731
292	0	0	0	0	0	0	0	0	0	0	0	0	137	155	292
0	0	0	0	0	0	0	0	0	0	0	0	0	0	0	0
0	0	0	0	0	0	0	0	0	0	0	0	0	0	0	0
0	0	0	0	0	0	0	0	0	0	0	0	0	0	0	0
0	0	0	0	0	0	0	0	0	0	0	0	0	0	0	0
292	0	0	0	0	0	0	0	0	0	0	0	0	2,621	2,893	5,514
0	0	0	0	0	0	0	0	0	0	0	0	0	1,347	1,307	2,654
0	0	0	0	0	0	0	0	0	0	0	0	0	714	969	1,683
0	0	0	0	0	0	0	0	0	0	0	0	0	0	0	0
0	0	0	0	0	0	0	0	0	0	0	0	0	144	60	204
0	0	0	0	0	0	0	0	0	0	0	0	0	45	58	103
0	0	0	0	0	0	0	0	0	0	0	0	0	213	364	577
287	0	0	0	0	0	0	0	0	0	0	0	0	125	162	287
0	0	0	0	0	0	0	0	0	0	0	0	0	0	0	0
0	0	0	0	0	0	0	0	0	0	0	0	0	0	0	0
0	0	0	0	0	0	0	0	0	0	0	0	0	0	0	0
0	0	0	0	0	0	0	0	0	0	0	0	0	0	0	0
0	0	0	0	0	0	0	0	0	0	0	0	0	0	0	0
287	0	0	0	0	0	0	0	0	0	0	0	0	2,588	2,920	5,508
579	0	0	0	0	0	0	0	0	0	0	0	0	5,209	5,813	11,022
579	0	0	0	0	0	0	0	0	0	0	0	0	14,022	14,447	28,469
0	0	0	0	0	0	0	0	0	0	0	0	0	266	521	787
0	0	0	0	0	0	0	0	0	0	0	0	0	119	125	244
0	0	0	0	0	0	0	0	0	0	0	0	0	0	0	0
0	0	0	0	0	0	0	0	0	0	0	0	0	0	0	0
0	0	0	0	0	0	0	0	0	0	0	0	0	0	0	0
0	0	0	0	0	0	0	0	0	0	0	0	0	0	0	0
0	0	0	0	0	0	0	0	0	0	0	0	0	0	0	0
0	0	0	0	0	0	0	0	0	0	0	0	0	0	0	0
0	0	0	0	0	0	0	0	0	0	0	0	0	257	499	756
0	0	0	0	0	0	0	0	0	0	0	0	0	642	1,145	1,787
579	0	0	0	0	0	0	0	0	0	0	0	0	14,664	15,592	30,256

1.8.4B ENROLMEN PERINGKAT MENENGAH DI SEKOLAH KERAJAAN DAN BANTUAN KERAJAAN LOKASI (LUAR BANDAR) SEPerti PADA 30 JUN 2018  
ENROLMENT AT SECONDARY LEVEL IN GOVERNMENT AND GOVERNMENT-AIDED SCHOOLS BY LOCATION (RURAL) AS OF 30th JUNE 2018

MELAKA	*Biasa / Regular			Berasrama Penuh Fully Residential			Agama Religious			Teknik Technical	
	L / M	P / F	J / T	L / M	P / F	J / T	L / M	P / F	J / T	L / M	P / F
MENENGAH RENDAH / LOWER SECONDARY: **											
Kelas Peralihan / Remove Class	88	37	125	0	0	0	0	0	0	0	0
Tingkatan 1 / Form 1	2647	2548	5,195	0	0	0	0	0	0	0	0
Tingkatan 1 Agama / Form 1 Religious	91	137	228	56	60	116	127	151	278	0	0
Tingkatan 1 PAV / Form 1 PAV	0	0	0	0	0	0	0	0	0	0	0
Tingkatan 2 / Form 2	2794	2656	5,450	0	0	0	0	0	0	0	0
Tingkatan 2 Agama / Form 2 Religious	71	116	187	52	62	114	115	114	229	0	0
Tingkatan 2 PAV / Form 2 PAV	7	0	7	0	0	0	0	0	0	0	0
Tingkatan 3 / Form 3	2887	2661	5,548	56	53	109	0	0	0	0	0
Tingkatan 3 Agama / Form 3 Religious	65	124	189	0	0	0	106	136	242	0	0
Tingkatan 3 PAV / Form 3 PAV	18	18	36	0	0	0	0	0	0	0	0
KKBP / SCLD	583	261	844	0	0	0	0	0	0	0	0
SBJK Menengah Rendah / Lower Secondary BJKS	0	0	0	0	0	0	0	0	0	0	0
<b>Jumlah Menengah Rendah / Lower Secondary Sub-total</b>	<b>9,251</b>	<b>8,558</b>	<b>17,809</b>	<b>164</b>	<b>175</b>	<b>339</b>	<b>348</b>	<b>401</b>	<b>749</b>	<b>0</b>	<b>0</b>
MENENGAH ATAS / UPPER SECONDARY:											
TINGKATAN 4 / FORM 4											
Kemanusiaan / Humanities	1549	1691	3,240	0	0	0	6	40	46	0	0
Sains / Science	264	508	772	49	59	108	60	80	140	0	0
Agama / Religious	0	0	0	0	0	0	0	0	0	0	0
MPV / MPV	393	135	528	0	0	0	0	0	0	0	0
Program PVMA/ PVMA Programme	30	52	82	0	0	0	0	0	0	0	0
Teknologi / Technology	344	400	744	0	0	0	22	0	22	0	0
Teknik / Technical	0	0	0	0	0	0	0	0	0	0	0
Kemahiran/ Skills	0	0	0	0	0	0	0	0	0	0	0
Program Kemahiran Tahun 1 / Skills Programme Year 1	0	0	0	0	0	0	0	0	0	0	0
Program SVM Tahun 1 / VCM Year 1 Programme	0	0	0	0	0	0	0	0	0	0	0
Pendidikan Khas / Special Education	0	0	0	0	0	0	0	0	0	0	0
<b>Jumlah Kecil / Sub-total</b>	<b>2,580</b>	<b>2,786</b>	<b>5,366</b>	<b>49</b>	<b>59</b>	<b>108</b>	<b>88</b>	<b>120</b>	<b>208</b>	<b>0</b>	<b>0</b>
TINGKATAN 5 / FORM 5											
Kemanusiaan / Humanities	1615	1524	3,139	0	0	0	28	41	69	0	0
Sains / Science	321	592	913	32	42	74	83	81	164	0	0
Agama / Religious	0	0	0	0	0	0	0	0	0	0	0
MPV / MPV	348	124	472	0	0	0	0	0	0	0	0
Program PVMA/ PVMA Programme	88	116	204	0	0	0	0	0	0	0	0
Teknologi / Technology	321	356	677	0	0	0	25	0	25	0	0
Teknik / Technical	0	0	0	0	0	0	0	0	0	0	0
Kemahiran/ Skills	0	0	0	0	0	0	0	0	0	0	0
Program Kemahiran Tahun 2 / Skills Programme Year 2	0	0	0	0	0	0	0	0	0	0	0
SBJK Menengah Atas / Upper Secondary BJKS	0	0	0	0	0	0	0	0	0	0	0
Program SVM Tahun 2 / VCM Year 2 Programme	0	0	0	0	0	0	0	0	0	0	0
Pendidikan Khas / Special Education	0	0	0	0	0	0	0	0	0	0	0
<b>Jumlah Kecil / Sub-total</b>	<b>2,693</b>	<b>2,712</b>	<b>5,405</b>	<b>32</b>	<b>42</b>	<b>74</b>	<b>136</b>	<b>122</b>	<b>258</b>	<b>0</b>	<b>0</b>
<b>Jumlah Menengah Atas / Upper Secondary Sub-total</b>	<b>5,273</b>	<b>5,498</b>	<b>10,771</b>	<b>81</b>	<b>101</b>	<b>182</b>	<b>224</b>	<b>242</b>	<b>466</b>	<b>0</b>	<b>0</b>
<b>Jumlah Menengah / Secondary Sub-total</b>	<b>14,524</b>	<b>14,056</b>	<b>28,580</b>	<b>245</b>	<b>276</b>	<b>521</b>	<b>572</b>	<b>643</b>	<b>1,215</b>	<b>0</b>	<b>0</b>
LEPAS MENENGAH / POST SECONDARY:											
TINGKATAN 6 RENDAH / FORM 6 LOWER											
Kemanusiaan / Humanities	124	273	397	0	0	0	31	61	92	0	0
Sains / Science	1	0	1	0	0	0	0	0	0	0	0
Agama / Religious	0	0	0	0	0	0	0	0	0	0	0
Program DVM Tahun 1 / VCM Year 1 Programme	0	0	0	0	0	0	0	0	0	0	0
Pendidikan Khas / Special Education	0	0	0	0	0	0	0	0	0	0	0
Prauniversiti / Pre-university	0	0	0	0	0	0	0	0	0	0	0
<b>Jumlah Kecil / Sub-total</b>	<b>125</b>	<b>273</b>	<b>398</b>	<b>0</b>	<b>0</b>	<b>0</b>	<b>31</b>	<b>61</b>	<b>92</b>	<b>0</b>	<b>0</b>
TINGKATAN 6 ATAS / FORM 6 UPPER											
Kemanusiaan / Humanities	120	290	410	0	0	0	16	79	95	0	0
Sains / Science	2	1	3	0	0	0	0	0	0	0	0
Agama / Religious	0	0	0	0	0	0	0	0	0	0	0
Program DVM Tahun 2 / VCM Year 2 Programme	0	0	0	0	0	0	0	0	0	0	0
Pendidikan Khas / Special Education	0	0	0	0	0	0	0	0	0	0	0
Prauniversiti / Pre-university	0	0	0	0	0	0	0	0	0	0	0
<b>Jumlah Kecil / Sub-total</b>	<b>122</b>	<b>291</b>	<b>413</b>	<b>0</b>	<b>0</b>	<b>0</b>	<b>16</b>	<b>79</b>	<b>95</b>	<b>0</b>	<b>0</b>
<b>Jumlah Lepas Menengah / Post Secondary Sub-total</b>	<b>247</b>	<b>564</b>	<b>811</b>	<b>0</b>	<b>0</b>	<b>0</b>	<b>47</b>	<b>140</b>	<b>187</b>	<b>0</b>	<b>0</b>
<b>JUMLAH BESAR / GRAND TOTAL</b>	<b>14,771</b>	<b>14,620</b>	<b>29,391</b>	<b>245</b>	<b>276</b>	<b>521</b>	<b>619</b>	<b>783</b>	<b>1,402</b>	<b>0</b>	<b>0</b>

Nota / Note:

\* Termasuk enrolmen Sekolah Model Khas, Sekolah Sukan, Sekolah Bimbingan Jalinan Kasih dan Sekolah Seni / Including enrolment in Special Model Schools, Sports Schools, Bimbingan Jalinan Kasih Schools and Arts Schools

\*\* Enrolmen Menengah Rendah termasuk murid pendidikan khas PPKI / Enrolment in Lower Secondary Schools includes pupils in SEIP

SABK GARS			Pendidikan Khas Special Education			Kolej Tingkatan 6 Form 6 College			Kolej Vokasional (KV) Vocational College (VC)			Jumlah Total			
J/T	L/M	P/F	J/T	L/M	P/F	J/T	L/M	P/F	J/T	L/M	P/F	J/T	L/M	P/F	J/T
0	0	0	0	0	0	0	0	0	0	0	0	0	88	37	125
0	0	0	0	0	0	0	0	0	0	0	0	0	2,647	2,548	5,195
0	266	295	561	0	0	0	0	0	0	0	0	0	540	643	1,183
0	0	0	0	0	0	0	0	0	0	0	0	0	0	0	0
0	0	0	0	0	0	0	0	0	0	0	0	0	2,794	2,656	5,450
0	199	243	442	0	0	0	0	0	0	0	0	0	437	535	972
0	0	0	0	0	0	0	0	0	0	0	0	0	7	0	7
0	0	0	0	0	0	0	0	0	0	0	0	0	2,943	2,714	5,657
0	206	241	447	0	0	0	0	0	0	0	0	0	377	501	878
0	0	0	0	0	0	0	0	0	0	0	0	0	18	18	36
0	0	0	0	0	0	0	0	0	0	0	0	0	583	261	844
0	0	0	0	0	0	0	0	0	0	0	0	0	0	0	0
0	671	779	1,450	0	0	0	0	0	0	0	0	0	10,434	9,913	20,347
0	0	0	0	0	0	0	0	0	0	0	0	0	1,555	1,731	3,286
0	13	0	13	0	0	0	0	0	0	0	0	0	386	647	1,033
0	132	241	373	0	0	0	0	0	0	0	0	0	132	241	373
0	0	0	0	0	0	0	0	0	0	0	0	0	393	135	528
0	0	0	0	0	0	0	0	0	0	0	0	0	30	52	82
0	0	0	0	0	0	0	0	0	0	0	0	0	366	400	766
0	0	0	0	0	0	0	0	0	0	0	0	0	0	0	0
0	0	0	0	0	0	0	0	0	0	0	0	0	0	0	0
0	0	0	0	0	0	0	0	0	0	0	0	0	0	0	0
0	0	0	0	0	0	0	0	0	0	360	150	510	360	150	510
0	0	0	0	0	0	0	0	0	0	0	0	0	0	0	0
0	145	241	386	0	0	0	0	0	0	360	150	510	3,222	3,356	6,578
0	0	0	0	0	0	0	0	0	0	0	0	0	1,643	1,565	3,208
0	17	0	17	0	0	0	0	0	0	0	0	0	453	715	1,168
0	157	247	404	0	0	0	0	0	0	0	0	0	157	247	404
0	0	0	0	0	0	0	0	0	0	0	0	0	348	124	472
0	0	0	0	0	0	0	0	0	0	0	0	0	88	116	204
0	0	0	0	0	0	0	0	0	0	0	0	0	346	356	702
0	0	0	0	0	0	0	0	0	0	0	0	0	0	0	0
0	0	0	0	0	0	0	0	0	0	0	0	0	0	0	0
0	0	0	0	0	0	0	0	0	0	0	0	0	0	0	0
0	0	0	0	0	0	0	0	0	0	0	0	0	0	0	0
0	0	0	0	0	0	0	0	0	0	401	230	631	401	230	631
0	0	0	0	0	0	0	0	0	0	0	0	0	0	0	0
0	0	0	0	0	0	0	0	0	0	0	0	0	0	0	0
0	174	247	421	0	0	0	0	0	0	401	230	631	3,436	3,353	6,789
0	319	488	807	0	0	0	0	0	0	761	380	1,141	6,658	6,709	13,367
0	990	1,267	2,257	0	0	0	0	0	0	761	380	1,141	17,092	16,622	33,714
0	0	0	0	0	0	0	0	0	0	0	0	0	155	334	489
0	0	0	0	0	0	0	0	0	0	0	0	0	1	0	1
0	42	66	108	0	0	0	0	0	0	0	0	0	42	66	108
0	0	0	0	0	0	0	0	0	0	399	200	599	399	200	599
0	0	0	0	0	0	0	0	0	0	0	0	0	0	0	0
0	0	0	0	0	0	0	0	0	0	0	0	0	0	0	0
0	42	66	108	0	0	0	0	0	0	399	200	599	597	600	1,197
0	0	0	0	0	0	0	0	0	0	0	0	0	136	369	505
0	0	0	0	0	0	0	0	0	0	0	0	0	2	1	3
0	0	0	0	0	0	0	0	0	0	0	0	0	0	0	0
0	0	0	0	0	0	0	0	0	0	299	227	526	299	227	526
0	0	0	0	0	0	0	0	0	0	0	0	0	0	0	0
0	0	0	0	0	0	0	0	0	0	0	0	0	0	0	0
0	0	0	0	0	0	0	0	0	0	299	227	526	437	597	1,034
0	42	66	108	0	0	0	0	0	0	698	427	1,125	1,034	1,197	2,231
0	1,032	1,333	2,365	0	0	0	0	0	0	1,459	807	2,266	18,126	17,819	35,945

1.8.5 ENROLMEN PERINGKAT MENENGAH DI SEKOLAH KERAJAAN DAN BANTUAN KERAJAAN SEPERTI PADA 30 JUN 2018  
ENROLMENT AT SECONDARY LEVEL IN GOVERNMENT AND GOVERNMENT-AIDED SCHOOLS AS OF 30th JUNE 2018

NEGERI SEMBILAN Tingkatan / Form	*Biasa / Regular			Berasrama Penuh Fully Residential			Agama Religious			Teknik Technical	
	L / M	P / F	J / T	L / M	P / F	J / T	L / M	P / F	J / T	L / M	P / F
<b>MENENGAH RENDAH / LOWER SECONDARY: **</b>											
Kelas Peralihan / Remove Class	445	196	641	0	0	0	0	0	0	0	0
Tingkatan 1 / Form 1	6487	6169	12,656	404	418	822	0	0	0	0	0
Tingkatan 1 Agama / Form 1 Religious	378	536	914	128	136	264	122	179	301	0	0
Tingkatan 1 PAV / Form 1 PAV	0	0	0	0	0	0	0	0	0	0	0
Tingkatan 2 / Form 2	6709	6355	13,064	403	416	819	0	0	0	0	0
Tingkatan 2 Agama / Form 2 Religious	335	545	880	108	128	236	89	144	233	0	0
Tingkatan 2 PAV / Form 2 PAV	46	24	70	0	0	0	0	0	0	0	0
Tingkatan 3 / Form 3	6328	6279	12,607	384	406	790	0	0	0	0	0
Tingkatan 3 Agama / Form 3 Religious	358	542	900	114	116	230	153	141	294	0	0
Tingkatan 3 PAV / Form 3 PAV	53	30	83	0	0	0	0	0	0	0	0
KKBP / SCLD	826	428	1,254	0	0	0	0	0	0	0	0
SBJK Menengah Rendah / Lower Secondary BJKS	0	0	0	0	0	0	0	0	0	0	0
<b>Jumlah Menengah Rendah / Lower Secondary Sub-total</b>	<b>21,965</b>	<b>21,104</b>	<b>43,069</b>	<b>1,541</b>	<b>1,620</b>	<b>3,161</b>	<b>364</b>	<b>464</b>	<b>828</b>	<b>0</b>	<b>0</b>
<b>MENENGAH ATAS / UPPER SECONDARY:</b>											
<b>TINGKATAN 4 / FORM 4</b>											
Kemanusiaan / Humanities	3909	4037	7,946	22	88	110	40	68	108	0	0
Sains / Science	1000	1567	2,567	444	438	882	45	78	123	0	0
Agama / Religious	0	0	0	0	0	0	0	0	0	0	0
MPV / MPV	574	251	825	0	0	0	0	0	0	0	0
Program PVMA / PVMA Programme	42	17	59	0	0	0	0	0	0	0	0
Teknologi / Technology	478	594	1,072	18	12	30	0	0	0	0	0
Teknik / Technical	0	0	0	0	0	0	0	0	0	163	161
Kemahiran / Skills	0	0	0	0	0	0	0	0	0	0	0
Program Kemahiran Tahun 1 / Skills Programme Year 1	0	0	0	0	0	0	0	0	0	0	0
Program SVM Tahun 1 / VCM Year 1 Programme	0	0	0	0	0	0	0	0	0	0	0
Pendidikan Khas / Special Education	0	0	0	0	0	0	0	0	0	0	0
<b>Jumlah Kecil / Sub-total</b>	<b>6,003</b>	<b>6,466</b>	<b>12,469</b>	<b>484</b>	<b>538</b>	<b>1,022</b>	<b>85</b>	<b>146</b>	<b>231</b>	<b>163</b>	<b>161</b>
<b>TINGKATAN 5 / FORM 5</b>											
Kemanusiaan / Humanities	3684	3861	7,545	18	75	93	50	75	125	0	0
Sains / Science	1068	1608	2,676	412	417	829	62	86	148	0	0
Agama / Religious	0	0	0	0	0	0	0	0	0	0	0
MPV / MPV	593	300	893	0	0	0	0	0	0	0	0
Program PVMA / PVMA Programme	195	131	326	0	0	0	0	0	0	0	0
Teknologi / Technology	484	628	1,112	13	10	23	0	0	0	0	0
Teknik / Technical	0	0	0	0	0	0	0	0	0	135	156
Kemahiran / Skills	0	0	0	0	0	0	0	0	0	0	0
Program Kemahiran Tahun 2 / Skills Programme Year 2	0	0	0	0	0	0	0	0	0	0	0
SBJK Menengah Atas / Upper Secondary BJKS	0	0	0	0	0	0	0	0	0	0	0
Program SVM Tahun 2 / VCM Year 2 Programme	0	0	0	0	0	0	0	0	0	0	0
Pendidikan Khas / Special Education	0	0	0	0	0	0	0	0	0	0	0
<b>Jumlah Kecil / Sub-total</b>	<b>6,024</b>	<b>6,528</b>	<b>12,552</b>	<b>443</b>	<b>502</b>	<b>945</b>	<b>112</b>	<b>161</b>	<b>273</b>	<b>135</b>	<b>156</b>
<b>Jumlah Menengah Atas / Upper Secondary Sub-total</b>	<b>12,027</b>	<b>12,994</b>	<b>25,021</b>	<b>927</b>	<b>1,040</b>	<b>1,967</b>	<b>197</b>	<b>307</b>	<b>504</b>	<b>298</b>	<b>317</b>
<b>Jumlah Menengah / Secondary Sub-total</b>	<b>33,992</b>	<b>34,098</b>	<b>68,090</b>	<b>2,468</b>	<b>2,660</b>	<b>5,128</b>	<b>561</b>	<b>771</b>	<b>1,332</b>	<b>298</b>	<b>317</b>
<b>LEPAS MENENGAH / POST SECONDARY:</b>											
<b>TINGKATAN 6 RENDAH / FORM 6 LOWER</b>											
Kemanusiaan / Humanities	423	963	1,386	8	33	41	15	42	57	0	0
Sains / Science	91	107	198	0	0	0	0	0	0	0	0
Agama / Religious	0	0	0	0	0	0	0	0	0	0	0
Program DVM Tahun 1 / VCM Year 1 Programme	0	0	0	0	0	0	0	0	0	0	0
Pendidikan Khas / Special Education	0	0	0	0	0	0	0	0	0	0	0
Prauniversiti / Pre-university	0	0	0	0	8	8	0	0	0	0	0
<b>Jumlah Kecil / Sub-total</b>	<b>514</b>	<b>1,070</b>	<b>1,584</b>	<b>8</b>	<b>41</b>	<b>49</b>	<b>15</b>	<b>42</b>	<b>57</b>	<b>0</b>	<b>0</b>
<b>TINGKATAN 6 ATAS / FORM 6 UPPER</b>											
Kemanusiaan / Humanities	364	778	1,142	19	35	54	8	35	43	0	0
Sains / Science	63	85	148	0	0	0	0	0	0	0	0
Agama / Religious	0	0	0	0	0	0	0	0	0	0	0
Program DVM Tahun 2 / VCM Year 2 Programme	0	0	0	0	0	0	0	0	0	0	0
Pendidikan Khas / Special Education	0	0	0	0	0	0	0	0	0	0	0
Prauniversiti / Pre-university	0	0	0	0	0	0	0	0	0	0	0
<b>Jumlah Kecil / Sub-total</b>	<b>427</b>	<b>863</b>	<b>1,290</b>	<b>19</b>	<b>35</b>	<b>54</b>	<b>8</b>	<b>35</b>	<b>43</b>	<b>0</b>	<b>0</b>
<b>Jumlah Lepas Menengah / Post Secondary Sub-total</b>	<b>941</b>	<b>1,933</b>	<b>2,874</b>	<b>27</b>	<b>76</b>	<b>103</b>	<b>23</b>	<b>77</b>	<b>100</b>	<b>0</b>	<b>0</b>
<b>JUMLAH BESAR / GRAND TOTAL</b>	<b>34,933</b>	<b>36,031</b>	<b>70,964</b>	<b>2,495</b>	<b>2,736</b>	<b>5,231</b>	<b>584</b>	<b>848</b>	<b>1,432</b>	<b>298</b>	<b>317</b>

## Nota / Note:

\* Termasuk enrolmen Sekolah Model Khas, Sekolah Sukan, Sekolah Bimbingan Jalanan Kasih dan Sekolah Seni / Including enrolment in Special Model Schools, Sports Schools, Bimbingan Jalanan Kasih Schools and Arts Schools

\*\* Enrolmen Menengah Rendah termasuk murid pendidikan khas PPKI / Enrolment in Lower Secondary Schools includes pupils in SEIP

SABK GARS			Pendidikan Khas Special Education			Kolej Tingkatan 6 Form 6 College			Kolej Vokasional (KV) Vocational College (VC)			Jumlah Total			
J/T	L/M	P/F	J/T	L/M	P/F	J/T	L/M	P/F	J/T	L/M	P/F	J/T	L/M	P/F	J/T
0	0	0	0	0	0	0	0	0	0	0	0	0	445	196	641
0	0	0	0	0	0	0	0	0	0	0	0	0	6,891	6,587	13,478
0	490	503	993	0	0	0	0	0	0	0	0	0	1,118	1,354	2,472
0	0	0	0	0	0	0	0	0	0	0	0	0	0	0	0
0	0	0	0	0	0	0	0	0	0	0	0	0	7,112	6,771	13,883
0	397	430	827	0	0	0	0	0	0	0	0	0	929	1,247	2,176
0	0	0	0	0	0	0	0	0	0	0	0	0	46	24	70
0	0	0	0	0	0	0	0	0	0	0	0	0	6,712	6,685	13,397
0	430	484	914	0	0	0	0	0	0	0	0	0	1,055	1,283	2,338
0	0	0	0	0	0	0	0	0	0	0	0	0	53	30	83
0	0	0	0	0	0	0	0	0	0	0	0	0	826	428	1,254
0	0	0	0	0	0	0	0	0	0	0	0	0	0	0	0
0	1,317	1,417	2,734	0	0	0	0	0	0	0	0	0	25,187	24,605	49,792
0	0	0	0	0	0	0	0	0	0	0	0	0	3,971	4,193	8,164
0	20	20	40	0	0	0	0	0	0	0	0	0	1,509	2,103	3,612
0	202	310	512	0	0	0	0	0	0	0	0	0	202	310	512
0	0	0	0	0	0	0	0	0	0	0	0	0	574	251	825
0	0	0	0	0	0	0	0	0	0	0	0	0	42	17	59
0	0	0	0	0	0	0	0	0	0	0	0	0	496	606	1,102
324	0	0	0	0	0	0	0	0	0	0	0	0	163	161	324
0	0	0	0	0	0	0	0	0	0	0	0	0	0	0	0
0	0	0	0	0	0	0	0	0	0	54	27	81	54	27	81
0	0	0	0	0	0	0	0	0	0	788	355	1,143	788	355	1,143
0	0	0	0	0	0	0	0	0	0	0	0	0	0	0	0
324	222	330	552	0	0	0	0	0	0	842	382	1,224	7,799	8,023	15,822
0	0	0	0	0	0	0	0	0	0	0	0	0	3,752	4,011	7,763
0	24	21	45	0	0	0	0	0	0	0	0	0	1,566	2,132	3,698
0	199	333	532	0	0	0	0	0	0	0	0	0	199	333	532
0	0	0	0	0	0	0	0	0	0	0	0	0	593	300	893
0	0	0	0	0	0	0	0	0	0	0	0	0	195	131	326
0	0	0	0	0	0	0	0	0	0	0	0	0	497	638	1,135
291	0	0	0	0	0	0	0	0	0	0	0	0	135	156	291
0	0	0	0	0	0	0	0	0	0	0	0	0	0	0	0
0	0	0	0	0	0	0	0	0	0	70	24	94	70	24	94
0	0	0	0	0	0	0	0	0	0	0	0	0	0	0	0
0	0	0	0	0	0	0	0	0	0	719	330	1,049	719	330	1,049
0	0	0	0	0	0	0	0	0	0	0	0	0	0	0	0
291	223	354	577	0	0	0	0	0	0	789	354	1,143	7,726	8,055	15,781
615	445	684	1,129	0	0	0	0	0	0	1,631	736	2,367	15,525	16,078	31,603
615	1,762	2,101	3,863	0	0	0	0	0	0	1,631	736	2,367	40,712	40,683	81,395
0	17	22	39	0	0	0	0	0	0	0	0	0	463	1,060	1,523
0	0	0	0	0	0	0	0	0	0	0	0	0	91	107	198
0	0	0	0	0	0	0	0	0	0	0	0	0	0	0	0
0	0	0	0	0	0	0	0	0	0	642	368	1,010	642	368	1,010
0	0	0	0	0	0	0	0	0	0	0	0	0	0	0	0
0	0	0	0	0	0	0	0	0	0	0	0	0	0	8	8
0	17	22	39	0	0	0	0	0	0	642	368	1,010	1,196	1,543	2,739
0	10	15	25	0	0	0	0	0	0	0	0	0	401	863	1,264
0	0	0	0	0	0	0	0	0	0	0	0	0	63	85	148
0	0	0	0	0	0	0	0	0	0	0	0	0	0	0	0
0	0	0	0	0	0	0	0	0	0	667	388	1,055	667	388	1,055
0	0	0	0	0	0	0	0	0	0	0	0	0	0	0	0
0	0	0	0	0	0	0	0	0	0	0	0	0	0	0	0
0	10	15	25	0	0	0	0	0	0	667	388	1,055	1,131	1,336	2,467
0	27	37	64	0	0	0	0	0	0	1,309	756	2,065	2,327	2,879	5,206
615	1,789	2,138	3,927	0	0	0	0	0	0	2,940	1,492	4,432	43,039	43,562	86,601

1.8.5A ENROLMEN PERINGKAT MENENGAH DI SEKOLAH KERAJAAN DAN BANTUAN KERAJAAN MENGIKUT LOKASI (BANDAR) SEPERTI PADA 30 JUN 2018  
 ENROLMENT AT SECONDARY LEVEL IN GOVERNMENT AND GOVERNMENT-AIDED SCHOOLS BY LOCATION (URBAN) AS OF 30th JUNE 2018

NEGERI SEMBILAN Tingkatan / Form	*Biasa / Regular			Berasrama Penuh Fully Residential			Agama Religious			Teknik Technical	
	L / M	P / F	J / T	L / M	P / F	J / T	L / M	P / F	J / T	L / M	P / F
<b>MENENGAH RENDAH / LOWER SECONDARY: **</b>											
Kelas Peralihan / Remove Class	333	134	467	0	0	0	0	0	0	0	0
Tingkatan 1 / Form 1	4126	3952	8,078	185	192	377	0	0	0	0	0
Tingkatan 1 Agama / Form 1 Religious	181	270	451	0	0	0	54	90	144	0	0
Tingkatan 1 PAV / Form 1 PAV	0	0	0	0	0	0	0	0	0	0	0
Tingkatan 2 / Form 2	4234	4127	8,361	191	189	380	0	0	0	0	0
Tingkatan 2 Agama / Form 2 Religious	148	259	407	0	0	0	40	73	113	0	0
Tingkatan 2 PAV / Form 2 PAV	38	10	48	0	0	0	0	0	0	0	0
Tingkatan 3 / Form 3	4032	3980	8,012	185	194	379	0	0	0	0	0
Tingkatan 3 Agama / Form 3 Religious	158	256	414	0	0	0	78	73	151	0	0
Tingkatan 3 PAV / Form 3 PAV	40	17	57	0	0	0	0	0	0	0	0
KKBP / SCLD	460	260	720	0	0	0	0	0	0	0	0
SBJK Menengah Rendah / Lower Secondary BJKS	0	0	0	0	0	0	0	0	0	0	0
<b>Jumlah Menengah Rendah / Lower Secondary Sub-total</b>	<b>13,750</b>	<b>13,265</b>	<b>27,015</b>	<b>561</b>	<b>575</b>	<b>1,136</b>	<b>172</b>	<b>236</b>	<b>408</b>	<b>0</b>	<b>0</b>
<b>MENENGAH ATAS / UPPER SECONDARY:</b>											
<b>TINGKATAN 4 / FORM 4</b>											
Kemanusiaan / Humanities	2478	2590	5,068	11	67	78	17	29	46	0	0
Sains / Science	716	1059	1,775	136	107	243	31	41	72	0	0
Agama / Religious	0	0	0	0	0	0	0	0	0	0	0
MPV / MPV	246	100	346	0	0	0	0	0	0	0	0
Program PVMA / PVMA Programme	18	8	26	0	0	0	0	0	0	0	0
Teknologi / Technology	289	320	609	18	12	30	0	0	0	0	0
Teknik / Technical	0	0	0	0	0	0	0	0	0	163	161
Kemahiran / Skills	0	0	0	0	0	0	0	0	0	0	0
Program Kemahiran Tahun 1 / Skills Programme Year 1	0	0	0	0	0	0	0	0	0	0	0
Program SVM Tahun 1 / VCM Year 1 Programme	0	0	0	0	0	0	0	0	0	0	0
Pendidikan Khas / Special Education	0	0	0	0	0	0	0	0	0	0	0
<b>Jumlah Kecil / Sub-total</b>	<b>3,747</b>	<b>4,077</b>	<b>7,824</b>	<b>165</b>	<b>186</b>	<b>351</b>	<b>48</b>	<b>70</b>	<b>118</b>	<b>163</b>	<b>161</b>
<b>TINGKATAN 5 / FORM 5</b>											
Kemanusiaan / Humanities	2433	2472	4,905	9	65	74	26	32	58	0	0
Sains / Science	773	1072	1,845	136	101	237	31	49	80	0	0
Agama / Religious	0	0	0	0	0	0	0	0	0	0	0
MPV / MPV	267	112	379	0	0	0	0	0	0	0	0
Program PVMA / PVMA Programme	76	79	155	0	0	0	0	0	0	0	0
Teknologi / Technology	308	375	683	13	10	23	0	0	0	0	0
Teknik / Technical	0	0	0	0	0	0	0	0	0	135	156
Kemahiran / Skills	0	0	0	0	0	0	0	0	0	0	0
Program Kemahiran Tahun 2 / Skills Programme Year 2	0	0	0	0	0	0	0	0	0	0	0
SBJK Menengah Atas / Upper Secondary BJKS	0	0	0	0	0	0	0	0	0	0	0
Program SVM Tahun 2 / VCM Year 2 Programme	0	0	0	0	0	0	0	0	0	0	0
Pendidikan Khas / Special Education	0	0	0	0	0	0	0	0	0	0	0
<b>Jumlah Kecil / Sub-total</b>	<b>3,857</b>	<b>4,110</b>	<b>7,967</b>	<b>158</b>	<b>176</b>	<b>334</b>	<b>57</b>	<b>81</b>	<b>138</b>	<b>135</b>	<b>156</b>
<b>Jumlah Menengah Atas / Upper Secondary Sub-total</b>	<b>7,604</b>	<b>8,187</b>	<b>15,791</b>	<b>323</b>	<b>362</b>	<b>685</b>	<b>105</b>	<b>151</b>	<b>256</b>	<b>298</b>	<b>317</b>
<b>Jumlah Menengah / Secondary Sub-total</b>	<b>21,354</b>	<b>21,452</b>	<b>42,806</b>	<b>884</b>	<b>937</b>	<b>1,821</b>	<b>277</b>	<b>387</b>	<b>664</b>	<b>298</b>	<b>317</b>
<b>LEPAS MENENGAH / POST SECONDARY:</b>											
<b>TINGKATAN 6 RENDAH / FORM 6 LOWER</b>											
Kemanusiaan / Humanities	336	800	1,136	0	0	0	15	42	57	0	0
Sains / Science	86	105	191	0	0	0	0	0	0	0	0
Agama / Religious	0	0	0	0	0	0	0	0	0	0	0
Program DVM Tahun 1 / VCM Year 1 Programme	0	0	0	0	0	0	0	0	0	0	0
Pendidikan Khas / Special Education	0	0	0	0	0	0	0	0	0	0	0
Prauniversiti / Pre-university	0	0	0	0	0	0	0	0	0	0	0
<b>Jumlah Kecil / Sub-total</b>	<b>422</b>	<b>905</b>	<b>1,327</b>	<b>0</b>	<b>0</b>	<b>0</b>	<b>15</b>	<b>42</b>	<b>57</b>	<b>0</b>	<b>0</b>
<b>TINGKATAN 6 ATAS / FORM 6 UPPER</b>											
Kemanusiaan / Humanities	293	627	920	0	0	0	8	35	43	0	0
Sains / Science	61	85	146	0	0	0	0	0	0	0	0
Agama / Religious	0	0	0	0	0	0	0	0	0	0	0
Program DVM Tahun 2 / VCM Year 2 Programme	0	0	0	0	0	0	0	0	0	0	0
Pendidikan Khas / Special Education	0	0	0	0	0	0	0	0	0	0	0
Prauniversiti / Pre-university	0	0	0	0	0	0	0	0	0	0	0
<b>Jumlah Kecil / Sub-total</b>	<b>354</b>	<b>712</b>	<b>1,066</b>	<b>0</b>	<b>0</b>	<b>0</b>	<b>8</b>	<b>35</b>	<b>43</b>	<b>0</b>	<b>0</b>
<b>Jumlah Lepas Menengah / Post Secondary Sub-total</b>	<b>776</b>	<b>1,617</b>	<b>2,393</b>	<b>0</b>	<b>0</b>	<b>0</b>	<b>23</b>	<b>77</b>	<b>100</b>	<b>0</b>	<b>0</b>
<b>JUMLAH BESAR / GRAND TOTAL</b>	<b>22,130</b>	<b>23,069</b>	<b>45,199</b>	<b>884</b>	<b>937</b>	<b>1,821</b>	<b>300</b>	<b>464</b>	<b>764</b>	<b>298</b>	<b>317</b>

Nota / Note:

\* Termasuk enrolmen Sekolah Model Khas, Sekolah Sukan, Sekolah Bimbingan Jalinan Kasih dan Sekolah Seni / Including enrolment in Special Model Schools, Sports Schools, Bimbingan Jalinan Kasih Schools and Arts Schools

\*\* Enrolmen Menengah Rendah termasuk murid pendidikan khas PPKI / Enrolment in Lower Secondary Schools includes pupils in SEIP

SABK GARS			Pendidikan Khas Special Education			Kolej Tingkatan 6 Form 6 College			Kolej Vokasional (KV) Vocational College (VC)			Jumlah Total			
J/T	L/M	P/F	J/T	L/M	P/F	J/T	L/M	P/F	J/T	L/M	P/F	J/T	L/M	P/F	J/T
0	0	0	0	0	0	0	0	0	0	0	0	0	333	134	467
0	0	0	0	0	0	0	0	0	0	0	0	0	4,311	4,144	8,455
0	205	222	427	0	0	0	0	0	0	0	0	0	440	582	1,022
0	0	0	0	0	0	0	0	0	0	0	0	0	0	0	0
0	0	0	0	0	0	0	0	0	0	0	0	0	4,425	4,316	8,741
0	163	213	376	0	0	0	0	0	0	0	0	0	351	545	896
0	0	0	0	0	0	0	0	0	0	0	0	0	38	10	48
0	0	0	0	0	0	0	0	0	0	0	0	0	4,217	4,174	8,391
0	187	230	417	0	0	0	0	0	0	0	0	0	423	559	982
0	0	0	0	0	0	0	0	0	0	0	0	0	40	17	57
0	0	0	0	0	0	0	0	0	0	0	0	0	460	260	720
0	0	0	0	0	0	0	0	0	0	0	0	0	0	0	0
0	555	665	1,220	0	0	0	0	0	0	0	0	0	15,038	14,741	29,779
0	0	0	0	0	0	0	0	0	0	0	0	0	2,506	2,686	5,192
0	0	0	0	0	0	0	0	0	0	0	0	0	883	1,207	2,090
0	109	174	283	0	0	0	0	0	0	0	0	0	109	174	283
0	0	0	0	0	0	0	0	0	0	0	0	0	246	100	346
0	0	0	0	0	0	0	0	0	0	0	0	0	18	8	26
0	0	0	0	0	0	0	0	0	0	0	0	0	307	332	639
324	0	0	0	0	0	0	0	0	0	0	0	0	163	161	324
0	0	0	0	0	0	0	0	0	0	0	0	0	0	0	0
0	0	0	0	0	0	0	0	0	0	10	27	37	10	27	37
0	0	0	0	0	0	0	0	0	0	522	254	776	522	254	776
0	0	0	0	0	0	0	0	0	0	0	0	0	0	0	0
324	109	174	283	0	0	0	0	0	0	532	281	813	4,764	4,949	9,713
0	0	0	0	0	0	0	0	0	0	0	0	0	2,468	2,569	5,037
0	0	0	0	0	0	0	0	0	0	0	0	0	940	1,222	2,162
0	101	193	294	0	0	0	0	0	0	0	0	0	101	193	294
0	0	0	0	0	0	0	0	0	0	0	0	0	267	112	379
0	0	0	0	0	0	0	0	0	0	0	0	0	76	79	155
0	0	0	0	0	0	0	0	0	0	0	0	0	321	385	706
291	0	0	0	0	0	0	0	0	0	0	0	0	135	156	291
0	0	0	0	0	0	0	0	0	0	0	0	0	0	0	0
0	0	0	0	0	0	0	0	0	0	27	22	49	27	22	49
0	0	0	0	0	0	0	0	0	0	0	0	0	0	0	0
0	0	0	0	0	0	0	0	0	0	455	221	676	455	221	676
0	0	0	0	0	0	0	0	0	0	0	0	0	0	0	0
291	101	193	294	0	0	0	0	0	0	482	243	725	4,790	4,959	9,749
615	210	367	577	0	0	0	0	0	0	1,014	524	1,538	9,554	9,908	19,462
615	765	1,032	1,797	0	0	0	0	0	0	1,014	524	1,538	24,592	24,649	49,241
0	17	22	39	0	0	0	0	0	0	0	0	0	368	864	1,232
0	0	0	0	0	0	0	0	0	0	0	0	0	86	105	191
0	0	0	0	0	0	0	0	0	0	0	0	0	0	0	0
0	0	0	0	0	0	0	0	0	0	429	257	686	429	257	686
0	0	0	0	0	0	0	0	0	0	0	0	0	0	0	0
0	0	0	0	0	0	0	0	0	0	0	0	0	0	0	0
0	17	22	39	0	0	0	0	0	0	429	257	686	883	1,226	2,109
0	10	15	25	0	0	0	0	0	0	0	0	0	311	677	988
0	0	0	0	0	0	0	0	0	0	0	0	0	61	85	146
0	0	0	0	0	0	0	0	0	0	0	0	0	0	0	0
0	0	0	0	0	0	0	0	0	0	447	270	717	447	270	717
0	0	0	0	0	0	0	0	0	0	0	0	0	0	0	0
0	0	0	0	0	0	0	0	0	0	0	0	0	0	0	0
0	10	15	25	0	0	0	0	0	0	447	270	717	819	1,032	1,851
0	27	37	64	0	0	0	0	0	0	876	527	1,403	1,702	2,258	3,960
615	792	1,069	1,861	0	0	0	0	0	0	1,890	1,051	2,941	26,294	26,907	53,201

1.8.5B ENROLMEN PERINGKAT MENENGAH DI SEKOLAH KERAJAAN DAN BANTUAN KERAJAAN LOKASI (LUAR BANDAR) SEPerti PADA 30 JUN 2018  
ENROLMENT AT SECONDARY LEVEL IN GOVERNMENT AND GOVERNMENT-AIDED SCHOOLS BY LOCATION (RURAL) AS OF 30th JUNE 2018

NEGERI SEMBILAN Tingkatan / Form	*Biasa / Regular			Berasrama Penuh Fully Residential			Agama Religious			Teknik Technical	
	L / M	P / F	J / T	L / M	P / F	J / T	L / M	P / F	J / T	L / M	P / F
MENENGAH RENDAH / LOWER SECONDARY: **											
Kelas Peralihan / Remove Class	112	62	174	0	0	0	0	0	0	0	0
Tingkatan 1 / Form 1	2361	2217	4,578	219	226	445	0	0	0	0	0
Tingkatan 1 Agama / Form 1 Religious	197	266	463	128	136	264	68	89	157	0	0
Tingkatan 1 PAV / Form 1 PAV	0	0	0	0	0	0	0	0	0	0	0
Tingkatan 2 / Form 2	2475	2228	4,703	212	227	439	0	0	0	0	0
Tingkatan 2 Agama / Form 2 Religious	187	286	473	108	128	236	49	71	120	0	0
Tingkatan 2 PAV / Form 2 PAV	8	14	22	0	0	0	0	0	0	0	0
Tingkatan 3 / Form 3	2296	2299	4,595	199	212	411	0	0	0	0	0
Tingkatan 3 Agama / Form 3 Religious	200	286	486	114	116	230	75	68	143	0	0
Tingkatan 3 PAV / Form 3 PAV	13	13	26	0	0	0	0	0	0	0	0
KKBP / SCLD	366	168	534	0	0	0	0	0	0	0	0
SBJK Menengah Rendah / Lower Secondary BJKS	0	0	0	0	0	0	0	0	0	0	0
Jumlah Menengah Rendah / Lower Secondary Sub-total	8,215	7,839	16,054	980	1,045	2,025	192	228	420	0	0
MENENGAH ATAS / UPPER SECONDARY:											
TINGKATAN 4 / FORM 4											
Kemanusiaan / Humanities	1431	1447	2,878	11	21	32	23	39	62	0	0
Sains / Science	284	508	792	308	331	639	14	37	51	0	0
Agama / Religious	0	0	0	0	0	0	0	0	0	0	0
MPV / MPV	328	151	479	0	0	0	0	0	0	0	0
Program PVMA / PVMA Programme	24	9	33	0	0	0	0	0	0	0	0
Teknologi / Technology	189	274	463	0	0	0	0	0	0	0	0
Teknik / Technical	0	0	0	0	0	0	0	0	0	0	0
Kemahiran / Skills	0	0	0	0	0	0	0	0	0	0	0
Program Kemahiran Tahun 1 / Skills Programme Year 1	0	0	0	0	0	0	0	0	0	0	0
Program SVM Tahun 1 / VCM Year 1 Programme	0	0	0	0	0	0	0	0	0	0	0
Pendidikan Khas / Special Education	0	0	0	0	0	0	0	0	0	0	0
Jumlah Kecil / Sub-total	2,256	2,389	4,645	319	352	671	37	76	113	0	0
TINGKATAN 5 / FORM 5											
Kemanusiaan / Humanities	1251	1389	2,640	9	10	19	24	43	67	0	0
Sains / Science	295	536	831	276	316	592	31	37	68	0	0
Agama / Religious	0	0	0	0	0	0	0	0	0	0	0
MPV / MPV	326	188	514	0	0	0	0	0	0	0	0
Program PVMA / PVMA Programme	119	52	171	0	0	0	0	0	0	0	0
Teknologi / Technology	176	253	429	0	0	0	0	0	0	0	0
Teknik / Technical	0	0	0	0	0	0	0	0	0	0	0
Kemahiran / Skills	0	0	0	0	0	0	0	0	0	0	0
Program Kemahiran Tahun 2 / Skills Programme Year 2	0	0	0	0	0	0	0	0	0	0	0
SBJK Menengah Atas / Upper Secondary BJKS	0	0	0	0	0	0	0	0	0	0	0
Program SVM Tahun 2 / VCM Year 2 Programme	0	0	0	0	0	0	0	0	0	0	0
Pendidikan Khas / Special Education	0	0	0	0	0	0	0	0	0	0	0
Jumlah Kecil / Sub-total	2,167	2,418	4,585	285	326	611	55	80	135	0	0
Jumlah Menengah Atas / Upper Secondary Sub-total	4,423	4,807	9,230	604	678	1,282	92	156	248	0	0
Jumlah Menengah / Secondary Sub-total	12,638	12,646	25,284	1,584	1,723	3,307	284	384	668	0	0
LEPAS MENENGAH / POST SECONDARY:											
TINGKATAN 6 RENDAH / FORM 6 LOWER											
Kemanusiaan / Humanities	87	163	250	8	33	41	0	0	0	0	0
Sains / Science	5	2	7	0	0	0	0	0	0	0	0
Agama / Religious	0	0	0	0	0	0	0	0	0	0	0
Program DVM Tahun 1 / VCM Year 1 Programme	0	0	0	0	0	0	0	0	0	0	0
Pendidikan Khas / Special Education	0	0	0	0	0	0	0	0	0	0	0
Prauniversiti / Pre-university	0	0	0	0	8	8	0	0	0	0	0
Jumlah Kecil / Sub-total	92	165	257	8	41	49	0	0	0	0	0
TINGKATAN 6 ATAS / FORM 6 UPPER											
Kemanusiaan / Humanities	71	151	222	19	35	54	0	0	0	0	0
Sains / Science	2	0	2	0	0	0	0	0	0	0	0
Agama / Religious	0	0	0	0	0	0	0	0	0	0	0
Program DVM Tahun 2 / VCM Year 2 Programme	0	0	0	0	0	0	0	0	0	0	0
Pendidikan Khas / Special Education	0	0	0	0	0	0	0	0	0	0	0
Prauniversiti / Pre-university	0	0	0	0	0	0	0	0	0	0	0
Jumlah Kecil / Sub-total	73	151	224	19	35	54	0	0	0	0	0
Jumlah Lepas Menengah / Post Secondary Sub-total	165	316	481	27	76	103	0	0	0	0	0
JUMLAH BESAR / GRAND TOTAL	12,803	12,962	25,765	1,611	1,799	3,410	284	384	668	0	0

## Nota / Note:

\* Termasuk enrolmen Sekolah Model Khas, Sekolah Sukan, Sekolah Bimbingan Jalanan Kasih dan Sekolah Seni / Including enrolment in Special Model Schools, Sports Schools, Bimbingan Jalanan Kasih Schools and Arts Schools

\*\* Enrolmen Menengah Rendah termasuk murid pendidikan khas PPKI / Enrolment in Lower Secondary Schools includes pupils in SEIP

SABK GARS			Pendidikan Khas Special Education			Kolej Tingkatan 6 Form 6 College			Kolej Vokasional (KV) Vocational College (VC)			Jumlah Total			
J/T	L/M	P/F	J/T	L/M	P/F	J/T	L/M	P/F	J/T	L/M	P/F	J/T	L/M	P/F	J/T
0	0	0	0	0	0	0	0	0	0	0	0	0	112	62	174
0	0	0	0	0	0	0	0	0	0	0	0	0	2,580	2,443	5,023
0	285	281	566	0	0	0	0	0	0	0	0	0	678	772	1,450
0	0	0	0	0	0	0	0	0	0	0	0	0	0	0	0
0	0	0	0	0	0	0	0	0	0	0	0	0	2,687	2,455	5,142
0	234	217	451	0	0	0	0	0	0	0	0	0	578	702	1,280
0	0	0	0	0	0	0	0	0	0	0	0	0	8	14	22
0	0	0	0	0	0	0	0	0	0	0	0	0	2,495	2,511	5,006
0	243	254	497	0	0	0	0	0	0	0	0	0	632	724	1,356
0	0	0	0	0	0	0	0	0	0	0	0	0	13	13	26
0	0	0	0	0	0	0	0	0	0	0	0	0	366	168	534
0	0	0	0	0	0	0	0	0	0	0	0	0	0	0	0
0	762	752	1,514	0	0	0	0	0	0	0	0	0	10,149	9,864	20,013
0	0	0	0	0	0	0	0	0	0	0	0	0	1,465	1,507	2,972
0	20	20	40	0	0	0	0	0	0	0	0	0	626	896	1,522
0	93	136	229	0	0	0	0	0	0	0	0	0	93	136	229
0	0	0	0	0	0	0	0	0	0	0	0	0	328	151	479
0	0	0	0	0	0	0	0	0	0	0	0	0	24	9	33
0	0	0	0	0	0	0	0	0	0	0	0	0	189	274	463
0	0	0	0	0	0	0	0	0	0	0	0	0	0	0	0
0	0	0	0	0	0	0	0	0	0	0	0	0	0	0	0
0	0	0	0	0	0	0	0	0	0	44	0	44	44	0	44
0	0	0	0	0	0	0	0	0	0	266	101	367	266	101	367
0	0	0	0	0	0	0	0	0	0	0	0	0	0	0	0
0	113	156	269	0	0	0	0	0	0	310	101	411	3,035	3,074	6,109
0	0	0	0	0	0	0	0	0	0	0	0	0	1,284	1,442	2,726
0	24	21	45	0	0	0	0	0	0	0	0	0	626	910	1,536
0	98	140	238	0	0	0	0	0	0	0	0	0	98	140	238
0	0	0	0	0	0	0	0	0	0	0	0	0	326	188	514
0	0	0	0	0	0	0	0	0	0	0	0	0	119	52	171
0	0	0	0	0	0	0	0	0	0	0	0	0	176	253	429
0	0	0	0	0	0	0	0	0	0	0	0	0	0	0	0
0	0	0	0	0	0	0	0	0	0	0	0	0	0	0	0
0	0	0	0	0	0	0	0	0	0	43	2	45	43	2	45
0	0	0	0	0	0	0	0	0	0	0	0	0	0	0	0
0	0	0	0	0	0	0	0	0	0	264	109	373	264	109	373
0	0	0	0	0	0	0	0	0	0	0	0	0	0	0	0
0	122	161	283	0	0	0	0	0	0	307	111	418	2,936	3,096	6,032
0	235	317	552	0	0	0	0	0	0	617	212	829	5,971	6,170	12,141
0	997	1,069	2,066	0	0	0	0	0	0	617	212	829	16,120	16,034	32,154
0	0	0	0	0	0	0	0	0	0	0	0	0	95	196	291
0	0	0	0	0	0	0	0	0	0	0	0	0	5	2	7
0	0	0	0	0	0	0	0	0	0	0	0	0	0	0	0
0	0	0	0	0	0	0	0	0	0	213	111	324	213	111	324
0	0	0	0	0	0	0	0	0	0	0	0	0	0	0	0
0	0	0	0	0	0	0	0	0	0	0	0	0	0	8	8
0	0	0	0	0	0	0	0	0	0	213	111	324	313	317	630
0	0	0	0	0	0	0	0	0	0	0	0	0	90	186	276
0	0	0	0	0	0	0	0	0	0	0	0	0	2	0	2
0	0	0	0	0	0	0	0	0	0	0	0	0	0	0	0
0	0	0	0	0	0	0	0	0	0	220	118	338	220	118	338
0	0	0	0	0	0	0	0	0	0	0	0	0	0	0	0
0	0	0	0	0	0	0	0	0	0	0	0	0	0	0	0
0	0	0	0	0	0	0	0	0	0	220	118	338	312	304	616
0	0	0	0	0	0	0	0	0	0	433	229	662	625	621	1,246
0	997	1,069	2,066	0	0	0	0	0	0	1,050	441	1,491	16,745	16,655	33,400

1.8.6 ENROLMEN PERINGKAT MENENGAH DI SEKOLAH KERAJAAN DAN BANTUAN KERAJAAN SEPERTI PADA 30 JUN 2018  
ENROLMENT AT SECONDARY LEVEL IN GOVERNMENT AND GOVERNMENT-AIDED SCHOOLS AS OF 30th JUNE 2018

PAHANG Tingkatan / Form	*Biasa / Regular			Berasrama Penuh Fully Residential			Agama Religious			Teknik Technical	
	L / M	P / F	J / T	L / M	P / F	J / T	L / M	P / F	J / T	L / M	P / F
MENENGAH RENDAH / LOWER SECONDARY: **											
Kelas Peralihan / Remove Class	396	165	561	0	0	0	0	0	0	0	0
Tingkatan 1 / Form 1	8597	8168	16,765	338	321	659	0	0	0	0	0
Tingkatan 1 Agama / Form 1 Religious	372	725	1,097	85	88	173	160	202	362	0	0
Tingkatan 1 PAV / Form 1 PAV	4	6	10	0	0	0	0	0	0	0	0
Tingkatan 2 / Form 2	8599	8104	16,703	297	328	625	0	0	0	0	0
Tingkatan 2 Agama / Form 2 Religious	383	648	1,031	71	91	162	156	176	332	0	0
Tingkatan 2 PAV / Form 2 PAV	55	31	86	0	0	0	0	0	0	0	0
Tingkatan 3 / Form 3	8412	8204	16,616	345	320	665	0	0	0	0	0
Tingkatan 3 Agama / Form 3 Religious	418	693	1,111	76	85	161	88	131	219	0	0
Tingkatan 3 PAV / Form 3 PAV	50	33	83	0	0	0	0	0	0	0	0
KKBP / SCLD	1084	526	1,610	0	0	0	0	0	0	0	0
SBJK Menengah Rendah / Lower Secondary BJKS	0	0	0	0	0	0	0	0	0	0	0
<b>Jumlah Menengah Rendah / Lower Secondary Sub-total</b>	<b>28,370</b>	<b>27,303</b>	<b>55,673</b>	<b>1,212</b>	<b>1,233</b>	<b>2,445</b>	<b>404</b>	<b>509</b>	<b>913</b>	<b>0</b>	<b>0</b>
MENENGAH ATAS / UPPER SECONDARY:											
TINGKATAN 4 / FORM 4											
Kemanusiaan / Humanities	5476	5332	10,808	13	11	24	60	65	125	0	0
Sains / Science	1216	2139	3,355	345	353	698	32	60	92	0	0
Agama / Religious	0	0	0	0	0	0	0	0	0	0	0
MPV / MPV	731	385	1,116	0	0	0	0	0	0	0	0
Program PVMA / PVMA Programme	76	98	174	0	0	0	0	0	0	0	0
Teknologi / Technology	397	544	941	18	12	30	13	6	19	0	0
Teknik / Technical	0	0	0	0	0	0	0	0	0	146	101
Kemahiran / Skills	0	0	0	0	0	0	0	0	0	0	0
Program Kemahiran Tahun 1 / Skills Programme Year 1	0	0	0	0	0	0	0	0	0	0	0
Program SVM Tahun 1 / VCM Year 1 Programme	0	0	0	0	0	0	0	0	0	0	0
Pendidikan Khas / Special Education	0	0	0	0	0	0	0	0	0	0	0
<b>Jumlah Kecil / Sub-total</b>	<b>7,896</b>	<b>8,498</b>	<b>16,394</b>	<b>376</b>	<b>376</b>	<b>752</b>	<b>105</b>	<b>131</b>	<b>236</b>	<b>146</b>	<b>101</b>
TINGKATAN 5 / FORM 5											
Kemanusiaan / Humanities	5513	5335	10,848	10	8	18	31	77	108	0	0
Sains / Science	1262	2267	3,529	299	310	609	52	59	111	0	0
Agama / Religious	0	0	0	0	0	0	0	0	0	0	0
MPV / MPV	684	365	1,049	0	0	0	0	0	0	0	0
Program PVMA / PVMA Programme	80	122	202	0	0	0	0	0	0	0	0
Teknologi / Technology	360	562	922	14	10	24	0	0	0	0	0
Teknik / Technical	0	0	0	0	0	0	0	0	0	121	86
Kemahiran / Skills	0	0	0	0	0	0	0	0	0	0	0
Program Kemahiran Tahun 2 / Skills Programme Year 2	0	0	0	0	0	0	0	0	0	0	0
SBJK Menengah Atas / Upper Secondary BJKS	0	0	0	0	0	0	0	0	0	0	0
Program SVM Tahun 2 / VCM Year 2 Programme	0	0	0	0	0	0	0	0	0	0	0
Pendidikan Khas / Special Education	0	0	0	0	0	0	0	0	0	0	0
<b>Jumlah Kecil / Sub-total</b>	<b>7,899</b>	<b>8,651</b>	<b>16,550</b>	<b>323</b>	<b>328</b>	<b>651</b>	<b>83</b>	<b>136</b>	<b>219</b>	<b>121</b>	<b>86</b>
<b>Jumlah Menengah Atas / Upper Secondary Sub-total</b>	<b>15,795</b>	<b>17,149</b>	<b>32,944</b>	<b>699</b>	<b>704</b>	<b>1,403</b>	<b>188</b>	<b>267</b>	<b>455</b>	<b>267</b>	<b>187</b>
<b>Jumlah Menengah / Secondary Sub-total</b>	<b>44,165</b>	<b>44,452</b>	<b>88,617</b>	<b>1,911</b>	<b>1,937</b>	<b>3,848</b>	<b>592</b>	<b>776</b>	<b>1,368</b>	<b>267</b>	<b>187</b>
LEPAS MENENGAH / POST SECONDARY:											
TINGKATAN 6 RENDAH / FORM 6 LOWER											
Kemanusiaan / Humanities	722	1633	2,355	0	0	0	30	33	63	0	0
Sains / Science	89	118	207	0	0	0	0	0	0	0	0
Agama / Religious	0	0	0	0	0	0	0	0	0	0	0
Program DVM Tahun 1 / VCM Year 1 Programme	0	0	0	0	0	0	0	0	0	0	0
Pendidikan Khas / Special Education	0	0	0	0	0	0	0	0	0	0	0
Prauniversiti / Pre-university	5	4	9	0	0	0	0	0	0	0	0
<b>Jumlah Kecil / Sub-total</b>	<b>816</b>	<b>1,755</b>	<b>2,571</b>	<b>0</b>	<b>0</b>	<b>0</b>	<b>30</b>	<b>33</b>	<b>63</b>	<b>0</b>	<b>0</b>
TINGKATAN 6 ATAS / FORM 6 UPPER											
Kemanusiaan / Humanities	646	1454	2,100	0	0	0	26	41	67	0	0
Sains / Science	78	96	174	0	0	0	0	0	0	0	0
Agama / Religious	0	0	0	0	0	0	0	0	0	0	0
Program DVM Tahun 2 / VCM Year 2 Programme	0	0	0	0	0	0	0	0	0	0	0
Pendidikan Khas / Special Education	0	0	0	0	0	0	0	0	0	0	0
Prauniversiti / Pre-university	3	8	11	0	0	0	0	0	0	0	0
<b>Jumlah Kecil / Sub-total</b>	<b>727</b>	<b>1,558</b>	<b>2,285</b>	<b>0</b>	<b>0</b>	<b>0</b>	<b>26</b>	<b>41</b>	<b>67</b>	<b>0</b>	<b>0</b>
<b>Jumlah Lepas Menengah / Post Secondary Sub-total</b>	<b>1,543</b>	<b>3,313</b>	<b>4,856</b>	<b>0</b>	<b>0</b>	<b>0</b>	<b>56</b>	<b>74</b>	<b>130</b>	<b>0</b>	<b>0</b>
<b>JUMLAH BESAR / GRAND TOTAL</b>	<b>45,708</b>	<b>47,765</b>	<b>93,473</b>	<b>1,911</b>	<b>1,937</b>	<b>3,848</b>	<b>648</b>	<b>850</b>	<b>1,498</b>	<b>267</b>	<b>187</b>

Nota / Note :

\* Termasuk enrolmen Sekolah Model Khas, Sekolah Sukan, Sekolah Bimbingan Jalanan Kasih dan Sekolah Seni / Including enrolment in Special Model Schools, Sports Schools, Bimbingan Jalanan Kasih Schools and Arts Schools

\*\* Enrolmen Menengah Rendah termasuk murid pendidikan khas PPKI / Enrolment in Lower Secondary Schools includes pupils in SEIP

SABK GARS			Pendidikan Khas Special Education			Kolej Tingkatan 6 Form 6 College			Kolej Vokasional (KV) Vocational College (VC)			Jumlah Total			
J/T	L/M	P/F	J/T	L/M	P/F	J/T	L/M	P/F	J/T	L/M	P/F	J/T	L/M	P/F	J/T
0	0	0	0	0	0	0	0	0	0	0	0	0	396	165	561
0	0	0	0	0	0	0	0	0	0	0	0	0	8,935	8,489	17,424
0	197	171	368	0	0	0	0	0	0	0	0	0	814	1,186	2,000
0	0	0	0	0	0	0	0	0	0	0	0	0	4	6	10
0	0	0	0	0	0	0	0	0	0	0	0	0	8,896	8,432	17,328
0	189	148	337	0	0	0	0	0	0	0	0	0	799	1,063	1,862
0	0	0	0	0	0	0	0	0	0	0	0	0	55	31	86
0	0	0	0	0	0	0	0	0	0	0	0	0	8,757	8,524	17,281
0	190	131	321	0	0	0	0	0	0	0	0	0	772	1,040	1,812
0	0	0	0	0	0	0	0	0	0	0	0	0	50	33	83
0	0	0	0	0	0	0	0	0	0	0	0	0	1,084	526	1,610
0	0	0	0	0	0	0	0	0	0	0	0	0	0	0	0
0	576	450	1,026	0	0	0	0	0	0	0	0	0	30,562	29,495	60,057
0	0	0	0	0	0	0	0	0	0	0	0	0	5,549	5,408	10,957
0	0	0	0	0	0	0	0	0	0	0	0	0	1,593	2,552	4,145
0	155	123	278	0	0	0	0	0	0	0	0	0	155	123	278
0	0	0	0	0	0	0	0	0	0	0	0	0	731	385	1,116
0	0	0	0	0	0	0	0	0	0	0	0	0	76	98	174
0	0	0	0	0	0	0	0	0	0	0	0	0	428	562	990
247	0	0	0	0	0	0	0	0	0	0	0	0	146	101	247
0	0	0	0	35	34	69	0	0	0	0	0	0	35	34	69
0	0	0	0	0	0	0	0	0	0	55	5	60	55	5	60
0	0	0	0	0	0	0	0	0	0	868	321	1,189	868	321	1,189
0	0	0	0	0	0	0	0	0	0	0	0	0	0	0	0
247	155	123	278	35	34	69	0	0	0	923	326	1,249	9,636	9,589	19,225
0	0	0	0	0	0	0	0	0	0	0	0	0	5,554	5,420	10,974
0	0	0	0	0	0	0	0	0	0	0	0	0	1,613	2,636	4,249
0	145	104	249	0	0	0	0	0	0	0	0	0	145	104	249
0	0	0	0	0	0	0	0	0	0	0	0	0	684	365	1,049
0	0	0	0	0	0	0	0	0	0	0	0	0	80	122	202
0	0	0	0	0	0	0	0	0	0	0	0	0	374	572	946
207	0	0	0	0	0	0	0	0	0	0	0	0	121	86	207
0	0	0	0	105	65	170	0	0	0	0	0	0	105	65	170
0	0	0	0	0	0	0	0	0	0	65	14	79	65	14	79
0	0	0	0	0	0	0	0	0	0	0	0	0	0	0	0
0	0	0	0	0	0	0	0	0	0	780	296	1,076	780	296	1,076
0	0	0	0	0	0	0	0	0	0	0	0	0	0	0	0
207	145	104	249	105	65	170	0	0	0	845	310	1,155	9,521	9,680	19,201
454	300	227	527	140	99	239	0	0	0	1,768	636	2,404	19,157	19,269	38,426
454	876	677	1,553	140	99	239	0	0	0	1,768	636	2,404	49,719	48,764	98,483
0	0	0	0	0	0	0	0	0	0	0	0	0	752	1,666	2,418
0	0	0	0	0	0	0	0	0	0	0	0	0	89	118	207
0	0	0	0	0	0	0	0	0	0	0	0	0	0	0	0
0	0	0	0	0	0	0	0	0	0	713	302	1,015	713	302	1,015
0	0	0	0	0	0	0	0	0	0	0	0	0	0	0	0
0	0	0	0	0	0	0	0	0	0	0	0	0	5	4	9
0	0	0	0	0	0	0	0	0	0	713	302	1,015	1,559	2,090	3,649
0	0	0	0	0	0	0	0	0	0	0	0	0	672	1,495	2,167
0	0	0	0	0	0	0	0	0	0	0	0	0	78	96	174
0	0	0	0	0	0	0	0	0	0	0	0	0	0	0	0
0	0	0	0	0	0	0	0	0	0	667	414	1,081	667	414	1,081
0	0	0	0	0	0	0	0	0	0	0	0	0	0	0	0
0	0	0	0	0	0	0	0	0	0	0	0	0	3	8	11
0	0	0	0	0	0	0	0	0	0	667	414	1,081	1,420	2,013	3,433
0	0	0	0	0	0	0	0	0	0	1,380	716	2,096	2,979	4,103	7,082
454	876	677	1,553	140	99	239	0	0	0	3,148	1,352	4,500	52,698	52,867	105,565

1.8.6A ENROLMEN PERINGKAT MENENGAH DI SEKOLAH KERAJAAN DAN BANTUAN KERAJAAN MENGIKUT LOKASI (BANDAR) SEPERTI PADA 30 JUN 2018  
ENROLMENT AT SECONDARY LEVEL IN GOVERNMENT AND GOVERNMENT-AIDED SCHOOLS BY LOCATION (URBAN) AS OF 30th JUNE 2018

PAHANG	*Biasa / Regular			Berasrama Penuh Fully Residential			Agama Religious			Teknik Technical	
	L / M	P / F	J / T	L / M	P / F	J / T	L / M	P / F	J / T	L / M	P / F
MENENGAH RENDAH / LOWER SECONDARY: **											
Kelas Peralihan / Remove Class	253	101	354	0	0	0	0	0	0	0	0
Tingkatan 1 / Form 1	3472	3408	6,880	173	149	322	0	0	0	0	0
Tingkatan 1 Agama / Form 1 Religious	214	407	621	0	0	0	105	136	241	0	0
Tingkatan 1 PAV / Form 1 PAV	0	0	0	0	0	0	0	0	0	0	0
Tingkatan 2 / Form 2	3446	3422	6,868	166	147	313	0	0	0	0	0
Tingkatan 2 Agama / Form 2 Religious	216	346	562	0	0	0	89	112	201	0	0
Tingkatan 2 PAV / Form 2 PAV	0	0	0	0	0	0	0	0	0	0	0
Tingkatan 3 / Form 3	3506	3489	6,995	187	151	338	0	0	0	0	0
Tingkatan 3 Agama / Form 3 Religious	235	376	611	0	0	0	88	131	219	0	0
Tingkatan 3 PAV / Form 3 PAV	0	0	0	0	0	0	0	0	0	0	0
KKBP / SCLD	418	206	624	0	0	0	0	0	0	0	0
SBJK Menengah Rendah / Lower Secondary BJKS	0	0	0	0	0	0	0	0	0	0	0
<b>Jumlah Menengah Rendah / Lower Secondary Sub-total</b>	<b>11,760</b>	<b>11,755</b>	<b>23,515</b>	<b>526</b>	<b>447</b>	<b>973</b>	<b>282</b>	<b>379</b>	<b>661</b>	<b>0</b>	<b>0</b>
MENENGAH ATAS / UPPER SECONDARY:											
TINGKATAN 4 / FORM 4											
Kemanusiaan / Humanities	2273	2250	4,523	13	11	24	54	59	113	0	0
Sains / Science	657	1078	1,735	135	125	260	30	56	86	0	0
Agama / Religious	0	0	0	0	0	0	0	0	0	0	0
MPV / MPV	212	146	358	0	0	0	0	0	0	0	0
Program PVMA / PVMA Programme	8	40	48	0	0	0	0	0	0	0	0
Teknologi / Technology	189	281	470	18	12	30	13	6	19	0	0
Teknik / Technical	0	0	0	0	0	0	0	0	0	146	101
Kemahiran / Skills	0	0	0	0	0	0	0	0	0	0	0
Program Kemahiran Tahun 1 / Skills Programme Year 1	0	0	0	0	0	0	0	0	0	0	0
Program SVM Tahun 1 / VCM Year 1 Programme	0	0	0	0	0	0	0	0	0	0	0
Pendidikan Khas / Special Education	0	0	0	0	0	0	0	0	0	0	0
<b>Jumlah Kecil / Sub-total</b>	<b>3,339</b>	<b>3,795</b>	<b>7,134</b>	<b>166</b>	<b>148</b>	<b>314</b>	<b>97</b>	<b>121</b>	<b>218</b>	<b>146</b>	<b>101</b>
TINGKATAN 5 / FORM 5											
Kemanusiaan / Humanities	2264	2159	4,423	10	8	18	26	69	95	0	0
Sains / Science	684	1154	1,838	122	104	226	48	47	95	0	0
Agama / Religious	0	0	0	0	0	0	0	0	0	0	0
MPV / MPV	210	128	338	0	0	0	0	0	0	0	0
Program PVMA / PVMA Programme	9	73	82	0	0	0	0	0	0	0	0
Teknologi / Technology	170	274	444	14	10	24	0	0	0	0	0
Teknik / Technical	0	0	0	0	0	0	0	0	0	121	86
Kemahiran / Skills	0	0	0	0	0	0	0	0	0	0	0
Program Kemahiran Tahun 2 / Skills Programme Year 2	0	0	0	0	0	0	0	0	0	0	0
SBJK Menengah Atas / Upper Secondary BJKS	0	0	0	0	0	0	0	0	0	0	0
Program SVM Tahun 2 / VCM Year 2 Programme	0	0	0	0	0	0	0	0	0	0	0
Pendidikan Khas / Special Education	0	0	0	0	0	0	0	0	0	0	0
<b>Jumlah Kecil / Sub-total</b>	<b>3,337</b>	<b>3,788</b>	<b>7,125</b>	<b>146</b>	<b>122</b>	<b>268</b>	<b>74</b>	<b>116</b>	<b>190</b>	<b>121</b>	<b>86</b>
<b>Jumlah Menengah Atas / Upper Secondary Sub-total</b>	<b>6,676</b>	<b>7,583</b>	<b>14,259</b>	<b>312</b>	<b>270</b>	<b>582</b>	<b>171</b>	<b>237</b>	<b>408</b>	<b>267</b>	<b>187</b>
<b>Jumlah Menengah / Secondary Sub-total</b>	<b>18,436</b>	<b>19,338</b>	<b>37,774</b>	<b>838</b>	<b>717</b>	<b>1,555</b>	<b>453</b>	<b>616</b>	<b>1,069</b>	<b>267</b>	<b>187</b>
LEPAS MENENGAH / POST SECONDARY:											
TINGKATAN 6 RENDAH / FORM 6 LOWER											
Kemanusiaan / Humanities	507	1080	1,587	0	0	0	30	33	63	0	0
Sains / Science	76	96	172	0	0	0	0	0	0	0	0
Agama / Religious	0	0	0	0	0	0	0	0	0	0	0
Program DVM Tahun 1 / VCM Year 1 Programme	0	0	0	0	0	0	0	0	0	0	0
Pendidikan Khas / Special Education	0	0	0	0	0	0	0	0	0	0	0
Prauniversiti / Pre-university	0	0	0	0	0	0	0	0	0	0	0
<b>Jumlah Kecil / Sub-total</b>	<b>583</b>	<b>1,176</b>	<b>1,759</b>	<b>0</b>	<b>0</b>	<b>0</b>	<b>30</b>	<b>33</b>	<b>63</b>	<b>0</b>	<b>0</b>
TINGKATAN 6 ATAS / FORM 6 UPPER											
Kemanusiaan / Humanities	452	953	1,405	0	0	0	26	41	67	0	0
Sains / Science	71	83	154	0	0	0	0	0	0	0	0
Agama / Religious	0	0	0	0	0	0	0	0	0	0	0
Program DVM Tahun 2 / VCM Year 2 Programme	0	0	0	0	0	0	0	0	0	0	0
Pendidikan Khas / Special Education	0	0	0	0	0	0	0	0	0	0	0
Prauniversiti / Pre-university	0	0	0	0	0	0	0	0	0	0	0
<b>Jumlah Kecil / Sub-total</b>	<b>523</b>	<b>1,036</b>	<b>1,559</b>	<b>0</b>	<b>0</b>	<b>0</b>	<b>26</b>	<b>41</b>	<b>67</b>	<b>0</b>	<b>0</b>
<b>Jumlah Lepas Menengah / Post Secondary Sub-total</b>	<b>1,106</b>	<b>2,212</b>	<b>3,318</b>	<b>0</b>	<b>0</b>	<b>0</b>	<b>56</b>	<b>74</b>	<b>130</b>	<b>0</b>	<b>0</b>
<b>JUMLAH BESAR / GRAND TOTAL</b>	<b>19,542</b>	<b>21,550</b>	<b>41,092</b>	<b>838</b>	<b>717</b>	<b>1,555</b>	<b>509</b>	<b>690</b>	<b>1,199</b>	<b>267</b>	<b>187</b>

Nota / Note :

\* Termasuk enrolmen Sekolah Model Khas, Sekolah Sukan, Sekolah Bimbingan Jalinan Kasih dan Sekolah Seni / Including enrolment in Special Model Schools, Sports Schools, Bimbingan Jalinan Kasih Schools and Arts Schools

\*\* Enrolmen Menengah Rendah termasuk murid pendidikan khas PPKI / Enrolment in Lower Secondary Schools includes pupils in SEIP

SABK GARS			Pendidikan Khas Special Education			Kolej Tingkatan 6 Form 6 College			Kolej Vokasional (KV) Vocational College (VC)			Jumlah Total			
J/T	L/M	P/F	J/T	L/M	P/F	J/T	L/M	P/F	J/T	L/M	P/F	J/T	L/M	P/F	J/T
0	0	0	0	0	0	0	0	0	0	0	0	0	253	101	354
0	0	0	0	0	0	0	0	0	0	0	0	0	3,645	3,557	7,202
0	0	0	0	0	0	0	0	0	0	0	0	0	319	543	862
0	0	0	0	0	0	0	0	0	0	0	0	0	0	0	0
0	0	0	0	0	0	0	0	0	0	0	0	0	3,612	3,569	7,181
0	0	0	0	0	0	0	0	0	0	0	0	0	305	458	763
0	0	0	0	0	0	0	0	0	0	0	0	0	0	0	0
0	0	0	0	0	0	0	0	0	0	0	0	0	3,693	3,640	7,333
0	0	0	0	0	0	0	0	0	0	0	0	0	323	507	830
0	0	0	0	0	0	0	0	0	0	0	0	0	0	0	0
0	0	0	0	0	0	0	0	0	0	0	0	0	418	206	624
0	0	0	0	0	0	0	0	0	0	0	0	0	0	0	0
0	0	0	0	0	0	0	0	0	0	0	0	0	12,568	12,581	25,149
0	0	0	0	0	0	0	0	0	0	0	0	0	2,340	2,320	4,660
0	0	0	0	0	0	0	0	0	0	0	0	0	822	1,259	2,081
0	0	0	0	0	0	0	0	0	0	0	0	0	0	0	0
0	0	0	0	0	0	0	0	0	0	0	0	0	212	146	358
0	0	0	0	0	0	0	0	0	0	0	0	0	8	40	48
0	0	0	0	0	0	0	0	0	0	0	0	0	220	299	519
247	0	0	0	0	0	0	0	0	0	0	0	0	146	101	247
0	0	0	0	0	0	0	0	0	0	0	0	0	0	0	0
0	0	0	0	0	0	0	0	0	0	18	1	19	18	1	19
0	0	0	0	0	0	0	0	0	0	416	136	552	416	136	552
0	0	0	0	0	0	0	0	0	0	0	0	0	0	0	0
247	0	0	0	0	0	0	0	0	0	434	137	571	4,182	4,302	8,484
0	0	0	0	0	0	0	0	0	0	0	0	0	2,300	2,236	4,536
0	0	0	0	0	0	0	0	0	0	0	0	0	854	1,305	2,159
0	0	0	0	0	0	0	0	0	0	0	0	0	0	0	0
0	0	0	0	0	0	0	0	0	0	0	0	0	210	128	338
0	0	0	0	0	0	0	0	0	0	0	0	0	9	73	82
0	0	0	0	0	0	0	0	0	0	0	0	0	184	284	468
207	0	0	0	0	0	0	0	0	0	0	0	0	121	86	207
0	0	0	0	0	0	0	0	0	0	0	0	0	0	0	0
0	0	0	0	0	0	0	0	0	0	17	3	20	17	3	20
0	0	0	0	0	0	0	0	0	0	0	0	0	0	0	0
0	0	0	0	0	0	0	0	0	0	312	124	436	312	124	436
0	0	0	0	0	0	0	0	0	0	0	0	0	0	0	0
207	0	0	0	0	0	0	0	0	0	329	127	456	4,007	4,239	8,246
454	0	0	0	0	0	0	0	0	0	763	264	1,027	8,189	8,541	16,730
454	0	0	0	0	0	0	0	0	0	763	264	1,027	20,757	21,122	41,879
0	0	0	0	0	0	0	0	0	0	0	0	0	537	1,113	1,650
0	0	0	0	0	0	0	0	0	0	0	0	0	76	96	172
0	0	0	0	0	0	0	0	0	0	0	0	0	0	0	0
0	0	0	0	0	0	0	0	0	0	288	123	411	288	123	411
0	0	0	0	0	0	0	0	0	0	0	0	0	0	0	0
0	0	0	0	0	0	0	0	0	0	0	0	0	0	0	0
0	0	0	0	0	0	0	0	0	0	288	123	411	901	1,332	2,233
0	0	0	0	0	0	0	0	0	0	0	0	0	478	994	1,472
0	0	0	0	0	0	0	0	0	0	0	0	0	71	83	154
0	0	0	0	0	0	0	0	0	0	0	0	0	0	0	0
0	0	0	0	0	0	0	0	0	0	291	151	442	291	151	442
0	0	0	0	0	0	0	0	0	0	0	0	0	0	0	0
0	0	0	0	0	0	0	0	0	0	0	0	0	0	0	0
0	0	0	0	0	0	0	0	0	0	291	151	442	840	1,228	2,068
0	0	0	0	0	0	0	0	0	0	579	274	853	1,741	2,560	4,301
454	0	0	0	0	0	0	0	0	0	1,342	538	1,880	22,498	23,682	46,180

1.8.6B ENROLMEN PERINGKAT MENENGAH DI SEKOLAH KERAJAAN DAN BANTUAN KERAJAAN LOKASI (LUAR BANDAR) SEPERTI PADA 30 JUN 2018  
ENROLMENT AT SECONDARY LEVEL IN GOVERNMENT AND GOVERNMENT-AIDED SCHOOLS BY LOCATION (RURAL) AS OF 30th JUNE 2018

PAHANG	*Biasa / Regular			Berasrama Penuh Fully Residential			Agama Religious			Teknik Technical		
	Tingkatan / Form	L / M	P / F	J / T	L / M	P / F	J / T	L / M	P / F	J / T	L / M	P / F
MENENGAH RENDAH / LOWER SECONDARY: **												
Kelas Peralihan / Remove Class	143	64	207	0	0	0	0	0	0	0	0	0
Tingkatan 1 / Form 1	5125	4760	9,885	165	172	337	0	0	0	0	0	0
Tingkatan 1 Agama / Form 1 Religious	158	318	476	85	88	173	55	66	121	0	0	0
Tingkatan 1 PAV / Form 1 PAV	4	6	10	0	0	0	0	0	0	0	0	0
Tingkatan 2 / Form 2	5153	4682	9,835	131	181	312	0	0	0	0	0	0
Tingkatan 2 Agama / Form 2 Religious	167	302	469	71	91	162	67	64	131	0	0	0
Tingkatan 2 PAV / Form 2 PAV	55	31	86	0	0	0	0	0	0	0	0	0
Tingkatan 3 / Form 3	4906	4715	9,621	158	169	327	0	0	0	0	0	0
Tingkatan 3 Agama / Form 3 Religious	183	317	500	76	85	161	0	0	0	0	0	0
Tingkatan 3 PAV / Form 3 PAV	50	33	83	0	0	0	0	0	0	0	0	0
KKBP / SCLD	666	320	986	0	0	0	0	0	0	0	0	0
SBJK Menengah Rendah / Lower Secondary BJKS	0	0	0	0	0	0	0	0	0	0	0	0
<b>Jumlah Menengah Rendah / Lower Secondary Sub-total</b>	<b>16,610</b>	<b>15,548</b>	<b>32,158</b>	<b>686</b>	<b>786</b>	<b>1,472</b>	<b>122</b>	<b>130</b>	<b>252</b>	<b>0</b>	<b>0</b>	<b>0</b>
MENENGAH ATAS / UPPER SECONDARY:												
TINGKATAN 4 / FORM 4												
Kemanusiaan / Humanities	3203	3082	6,285	0	0	0	6	6	12	0	0	0
Sains / Science	559	1061	1,620	210	228	438	2	4	6	0	0	0
Agama / Religious	0	0	0	0	0	0	0	0	0	0	0	0
MPV / MPV	519	239	758	0	0	0	0	0	0	0	0	0
Program PVMA / PVMA Programme	68	58	126	0	0	0	0	0	0	0	0	0
Teknologi / Technology	208	263	471	0	0	0	0	0	0	0	0	0
Teknik / Technical	0	0	0	0	0	0	0	0	0	0	0	0
Kemahiran / Skills	0	0	0	0	0	0	0	0	0	0	0	0
Program Kemahiran Tahun 1 / Skills Programme Year 1	0	0	0	0	0	0	0	0	0	0	0	0
Program SVM Tahun 1 / VCM Year 1 Programme	0	0	0	0	0	0	0	0	0	0	0	0
Pendidikan Khas / Special Education	0	0	0	0	0	0	0	0	0	0	0	0
<b>Jumlah Kecil / Sub-total</b>	<b>4,557</b>	<b>4,703</b>	<b>9,260</b>	<b>210</b>	<b>228</b>	<b>438</b>	<b>8</b>	<b>10</b>	<b>18</b>	<b>0</b>	<b>0</b>	<b>0</b>
TINGKATAN 5 / FORM 5												
Kemanusiaan / Humanities	3249	3176	6,425	0	0	0	5	8	13	0	0	0
Sains / Science	578	1113	1,691	177	206	383	4	12	16	0	0	0
Agama / Religious	0	0	0	0	0	0	0	0	0	0	0	0
MPV / MPV	474	237	711	0	0	0	0	0	0	0	0	0
Program PVMA / PVMA Programme	71	49	120	0	0	0	0	0	0	0	0	0
Teknologi / Technology	190	288	478	0	0	0	0	0	0	0	0	0
Teknik / Technical	0	0	0	0	0	0	0	0	0	0	0	0
Kemahiran / Skills	0	0	0	0	0	0	0	0	0	0	0	0
Program Kemahiran Tahun 2 / Skills Programme Year 2	0	0	0	0	0	0	0	0	0	0	0	0
SBJK Menengah Atas / Upper Secondary BJKS	0	0	0	0	0	0	0	0	0	0	0	0
Program SVM Tahun 2 / VCM Year 2 Programme	0	0	0	0	0	0	0	0	0	0	0	0
Pendidikan Khas / Special Education	0	0	0	0	0	0	0	0	0	0	0	0
<b>Jumlah Kecil / Sub-total</b>	<b>4,562</b>	<b>4,863</b>	<b>9,425</b>	<b>177</b>	<b>206</b>	<b>383</b>	<b>9</b>	<b>20</b>	<b>29</b>	<b>0</b>	<b>0</b>	<b>0</b>
<b>Jumlah Menengah Atas / Upper Secondary Sub-total</b>	<b>9,119</b>	<b>9,566</b>	<b>18,685</b>	<b>387</b>	<b>434</b>	<b>821</b>	<b>17</b>	<b>30</b>	<b>47</b>	<b>0</b>	<b>0</b>	<b>0</b>
<b>Jumlah Menengah / Secondary Sub-total</b>	<b>25,729</b>	<b>25,114</b>	<b>50,843</b>	<b>1,073</b>	<b>1,220</b>	<b>2,293</b>	<b>139</b>	<b>160</b>	<b>299</b>	<b>0</b>	<b>0</b>	<b>0</b>
LEPAS MENENGAH / POST SECONDARY:												
TINGKATAN 6 RENDAH / FORM 6 LOWER												
Kemanusiaan / Humanities	215	553	768	0	0	0	0	0	0	0	0	0
Sains / Science	13	22	35	0	0	0	0	0	0	0	0	0
Agama / Religious	0	0	0	0	0	0	0	0	0	0	0	0
Program DVM Tahun 1 / VCM Year 1 Programme	0	0	0	0	0	0	0	0	0	0	0	0
Pendidikan Khas / Special Education	0	0	0	0	0	0	0	0	0	0	0	0
Prauniversiti / Pre-university	5	4	9	0	0	0	0	0	0	0	0	0
<b>Jumlah Kecil / Sub-total</b>	<b>233</b>	<b>579</b>	<b>812</b>	<b>0</b>	<b>0</b>	<b>0</b>	<b>0</b>	<b>0</b>	<b>0</b>	<b>0</b>	<b>0</b>	<b>0</b>
TINGKATAN 6 ATAS / FORM 6 UPPER												
Kemanusiaan / Humanities	194	501	695	0	0	0	0	0	0	0	0	0
Sains / Science	7	13	20	0	0	0	0	0	0	0	0	0
Agama / Religious	0	0	0	0	0	0	0	0	0	0	0	0
Program DVM Tahun 2 / VCM Year 2 Programme	0	0	0	0	0	0	0	0	0	0	0	0
Pendidikan Khas / Special Education	0	0	0	0	0	0	0	0	0	0	0	0
Prauniversiti / Pre-university	3	8	11	0	0	0	0	0	0	0	0	0
<b>Jumlah Kecil / Sub-total</b>	<b>204</b>	<b>522</b>	<b>726</b>	<b>0</b>	<b>0</b>	<b>0</b>	<b>0</b>	<b>0</b>	<b>0</b>	<b>0</b>	<b>0</b>	<b>0</b>
<b>Jumlah Lepas Menengah / Post Secondary Sub-total</b>	<b>437</b>	<b>1,101</b>	<b>1,538</b>	<b>0</b>	<b>0</b>	<b>0</b>	<b>0</b>	<b>0</b>	<b>0</b>	<b>0</b>	<b>0</b>	<b>0</b>
<b>JUMLAH BESAR / GRAND TOTAL</b>	<b>26,166</b>	<b>26,215</b>	<b>52,381</b>	<b>1,073</b>	<b>1,220</b>	<b>2,293</b>	<b>139</b>	<b>160</b>	<b>299</b>	<b>0</b>	<b>0</b>	<b>0</b>

Nota / Note :

\* Termasuk enrolmen Sekolah Model Khas, Sekolah Sukan, Sekolah Bimbingan Jalinan Kasih dan Sekolah Seni / Including enrolment in Special Model Schools, Sports Schools, Bimbingan Jalinan Kasih Schools and Arts Schools

\*\* Enrolmen Menengah Rendah termasuk murid pendidikan khas PPKI / Enrolment in Lower Secondary Schools includes pupils in SEIP

SABK GARS			Pendidikan Khas Special Education			Kolej Tingkatan 6 Form 6 College			Kolej Vokasional (KV) Vocational College (VC)			Jumlah Total			
J/T	L/M	P/F	J/T	L/M	P/F	J/T	L/M	P/F	J/T	L/M	P/F	J/T	L/M	P/F	J/T
0	0	0	0	0	0	0	0	0	0	0	0	0	143	64	207
0	0	0	0	0	0	0	0	0	0	0	0	0	5,290	4,932	10,222
0	197	171	368	0	0	0	0	0	0	0	0	0	495	643	1,138
0	0	0	0	0	0	0	0	0	0	0	0	0	4	6	10
0	0	0	0	0	0	0	0	0	0	0	0	0	5,284	4,863	10,147
0	189	148	337	0	0	0	0	0	0	0	0	0	494	605	1,099
0	0	0	0	0	0	0	0	0	0	0	0	0	55	31	86
0	0	0	0	0	0	0	0	0	0	0	0	0	5,064	4,884	9,948
0	190	131	321	0	0	0	0	0	0	0	0	0	449	533	982
0	0	0	0	0	0	0	0	0	0	0	0	0	50	33	83
0	0	0	0	0	0	0	0	0	0	0	0	0	666	320	986
0	0	0	0	0	0	0	0	0	0	0	0	0	0	0	0
0	576	450	1,026	0	0	0	0	0	0	0	0	0	17,994	16,914	34,908
0	0	0	0	0	0	0	0	0	0	0	0	0	3,209	3,088	6,297
0	0	0	0	0	0	0	0	0	0	0	0	0	771	1,293	2,064
0	155	123	278	0	0	0	0	0	0	0	0	0	155	123	278
0	0	0	0	0	0	0	0	0	0	0	0	0	519	239	758
0	0	0	0	0	0	0	0	0	0	0	0	0	68	58	126
0	0	0	0	0	0	0	0	0	0	0	0	0	208	263	471
0	0	0	0	0	0	0	0	0	0	0	0	0	0	0	0
0	0	0	0	35	34	69	0	0	0	0	0	0	35	34	69
0	0	0	0	0	0	0	0	0	0	37	4	41	37	4	41
0	0	0	0	0	0	0	0	0	0	452	185	637	452	185	637
0	0	0	0	0	0	0	0	0	0	0	0	0	0	0	0
0	155	123	278	35	34	69	0	0	0	489	189	678	5,454	5,287	10,741
0	0	0	0	0	0	0	0	0	0	0	0	0	3,254	3,184	6,438
0	0	0	0	0	0	0	0	0	0	0	0	0	759	1,331	2,090
0	145	104	249	0	0	0	0	0	0	0	0	0	145	104	249
0	0	0	0	0	0	0	0	0	0	0	0	0	474	237	711
0	0	0	0	0	0	0	0	0	0	0	0	0	71	49	120
0	0	0	0	0	0	0	0	0	0	0	0	0	190	288	478
0	0	0	0	0	0	0	0	0	0	0	0	0	0	0	0
0	0	0	0	105	65	170	0	0	0	0	0	0	105	65	170
0	0	0	0	0	0	0	0	0	0	48	11	59	48	11	59
0	0	0	0	0	0	0	0	0	0	0	0	0	0	0	0
0	0	0	0	0	0	0	0	0	0	468	172	640	468	172	640
0	0	0	0	0	0	0	0	0	0	0	0	0	0	0	0
0	145	104	249	105	65	170	0	0	0	516	183	699	5,514	5,441	10,955
0	300	227	527	140	99	239	0	0	0	1,005	372	1,377	10,968	10,728	21,696
0	876	677	1,553	140	99	239	0	0	0	1,005	372	1,377	28,962	27,642	56,604
0	0	0	0	0	0	0	0	0	0	0	0	0	215	553	768
0	0	0	0	0	0	0	0	0	0	0	0	0	13	22	35
0	0	0	0	0	0	0	0	0	0	0	0	0	0	0	0
0	0	0	0	0	0	0	0	0	0	425	179	604	425	179	604
0	0	0	0	0	0	0	0	0	0	0	0	0	0	0	0
0	0	0	0	0	0	0	0	0	0	0	0	0	5	4	9
0	0	0	0	0	0	0	0	0	0	425	179	604	658	758	1,416
0	0	0	0	0	0	0	0	0	0	0	0	0	194	501	695
0	0	0	0	0	0	0	0	0	0	0	0	0	7	13	20
0	0	0	0	0	0	0	0	0	0	0	0	0	0	0	0
0	0	0	0	0	0	0	0	0	0	376	263	639	376	263	639
0	0	0	0	0	0	0	0	0	0	0	0	0	0	0	0
0	0	0	0	0	0	0	0	0	0	0	0	0	3	8	11
0	0	0	0	0	0	0	0	0	0	376	263	639	580	785	1,365
0	0	0	0	0	0	0	0	0	0	801	442	1,243	1,238	1,543	2,781
0	876	677	1,553	140	99	239	0	0	0	1,806	814	2,620	30,200	29,185	59,385

1.8.7 ENROLMEN PERINGKAT MENENGAH DI SEKOLAH KERAJAAN DAN BANTUAN KERAJAAN SEPerti PADA 30 JUN 2018  
ENROLMENT AT SECONDARY LEVEL IN GOVERNMENT AND GOVERNMENT-AIDED SCHOOLS AS OF 30th JUNE 2018

PERAK	*Biasa / Regular			Berasrama Penuh Fully Residential			Agama Religious			Teknik Technical	
	L / M	P / F	J / T	L / M	P / F	J / T	L / M	P / F	J / T	L / M	P / F
MENENGAH RENDAH / LOWER SECONDARY: **											
Kelas Peralihan / Remove Class	1055	614	1,669	0	0	0	0	0	0	0	0
Tingkatan 1 / Form 1	13703	13169	26,872	548	277	825	0	0	0	0	0
Tingkatan 1 Agama / Form 1 Religious	485	851	1,336	57	65	122	160	206	366	0	0
Tingkatan 1 PAV / Form 1 PAV	0	0	0	0	0	0	0	0	0	0	0
Tingkatan 2 / Form 2	14036	13728	27,764	481	263	744	0	0	0	0	0
Tingkatan 2 Agama / Form 2 Religious	498	874	1,372	53	55	108	115	192	307	0	0
Tingkatan 2 PAV / Form 2 PAV	104	35	139	0	0	0	0	0	0	0	0
Tingkatan 3 / Form 3	13770	13542	27,312	535	261	796	0	0	0	0	0
Tingkatan 3 Agama / Form 3 Religious	524	826	1,350	53	57	110	156	186	342	0	0
Tingkatan 3 PAV / Form 3 PAV	81	31	112	0	0	0	0	0	0	0	0
KKBP / SCLD	1553	775	2,328	0	0	0	0	0	0	0	0
SBJK Menengah Rendah / Lower Secondary BJKS	0	0	0	0	0	0	0	0	0	0	0
<b>Jumlah Menengah Rendah / Lower Secondary Sub-total</b>	<b>45,809</b>	<b>44,445</b>	<b>90,254</b>	<b>1,727</b>	<b>978</b>	<b>2,705</b>	<b>431</b>	<b>584</b>	<b>1,015</b>	<b>0</b>	<b>0</b>
MENENGAH ATAS / UPPER SECONDARY:											
TINGKATAN 4 / FORM 4											
Kemanusiaan / Humanities	7697	7184	14,881	26	0	26	24	54	78	0	0
Sains / Science	2928	4147	7,075	506	313	819	83	87	170	0	0
Agama / Religious	0	0	0	0	0	0	28	34	62	0	0
MPV / MPV	669	437	1,106	0	0	0	0	0	0	0	0
Program PVMA / PVMA Programme	73	55	128	0	0	0	0	0	0	0	0
Teknologi / Technology	1926	2820	4,746	14	9	23	14	19	33	0	0
Teknik / Technical	0	0	0	0	0	0	0	0	0	0	0
Kemahiran / Skills	0	0	0	0	0	0	0	0	0	0	0
Program Kemahiran Tahun 1 / Skills Programme Year 1	0	0	0	0	0	0	0	0	0	0	0
Program SVM Tahun 1 / VCM Year 1 Programme	0	0	0	0	0	0	0	0	0	0	0
Pendidikan Khas / Special Education	0	0	0	0	0	0	0	0	0	0	0
<b>Jumlah Kecil / Sub-total</b>	<b>13,293</b>	<b>14,643</b>	<b>27,936</b>	<b>546</b>	<b>322</b>	<b>868</b>	<b>149</b>	<b>194</b>	<b>343</b>	<b>0</b>	<b>0</b>
TINGKATAN 5 / FORM 5											
Kemanusiaan / Humanities	7461	7222	14,683	20	0	20	34	46	80	0	0
Sains / Science	3021	4281	7,302	443	256	699	64	101	165	0	0
Agama / Religious	0	0	0	0	0	0	0	0	0	0	0
MPV / MPV	612	399	1,011	0	0	0	0	0	0	0	0
Program PVMA / PVMA Programme	205	134	339	0	0	0	0	0	0	0	0
Teknologi / Technology	1949	2719	4,668	18	5	23	37	30	67	0	0
Teknik / Technical	0	0	0	0	0	0	0	0	0	0	0
Kemahiran / Skills	0	0	0	0	0	0	0	0	0	0	0
Program Kemahiran Tahun 2 / Skills Programme Year 2	0	0	0	0	0	0	0	0	0	0	0
SBJK Menengah Atas / Upper Secondary BJKS	0	0	0	0	0	0	0	0	0	0	0
Program SVM Tahun 2 / VCM Year 2 Programme	0	0	0	0	0	0	0	0	0	0	0
Pendidikan Khas / Special Education	0	0	0	0	0	0	0	0	0	0	0
<b>Jumlah Kecil / Sub-total</b>	<b>13,248</b>	<b>14,755</b>	<b>28,003</b>	<b>481</b>	<b>261</b>	<b>742</b>	<b>135</b>	<b>177</b>	<b>312</b>	<b>0</b>	<b>0</b>
<b>Jumlah Menengah Atas / Upper Secondary Sub-total</b>	<b>26,541</b>	<b>29,398</b>	<b>55,939</b>	<b>1,027</b>	<b>583</b>	<b>1,610</b>	<b>284</b>	<b>371</b>	<b>655</b>	<b>0</b>	<b>0</b>
<b>Jumlah Menengah / Secondary Sub-total</b>	<b>72,350</b>	<b>73,843</b>	<b>146,193</b>	<b>2,754</b>	<b>1,561</b>	<b>4,315</b>	<b>715</b>	<b>955</b>	<b>1,670</b>	<b>0</b>	<b>0</b>
LEPAS MENENGAH / POST SECONDARY:											
TINGKATAN 6 RENDAH / FORM 6 LOWER											
Kemanusiaan / Humanities	1251	2665	3,916	0	0	0	18	68	86	0	0
Sains / Science	384	432	816	0	0	0	0	0	0	0	0
Agama / Religious	0	0	0	0	0	0	0	0	0	0	0
Program DVM Tahun 1 / VCM Year 1 Programme	0	0	0	0	0	0	0	0	0	0	0
Pendidikan Khas / Special Education	0	0	0	0	0	0	0	0	0	0	0
Prauniversiti / Pre-university	0	0	0	24	0	24	0	0	0	0	0
<b>Jumlah Kecil / Sub-total</b>	<b>1,635</b>	<b>3,097</b>	<b>4,732</b>	<b>24</b>	<b>0</b>	<b>24</b>	<b>18</b>	<b>68</b>	<b>86</b>	<b>0</b>	<b>0</b>
TINGKATAN 6 ATAS / FORM 6 UPPER											
Kemanusiaan / Humanities	940	2120	3,060	0	0	0	21	51	72	0	0
Sains / Science	309	402	711	0	0	0	0	0	0	0	0
Agama / Religious	0	0	0	0	0	0	0	0	0	0	0
Program DVM Tahun 2 / VCM Year 2 Programme	0	0	0	0	0	0	0	0	0	0	0
Pendidikan Khas / Special Education	0	0	0	0	0	0	0	0	0	0	0
Prauniversiti / Pre-university	0	0	0	9	0	9	0	0	0	0	0
<b>Jumlah Kecil / Sub-total</b>	<b>1,249</b>	<b>2,522</b>	<b>3,771</b>	<b>9</b>	<b>0</b>	<b>9</b>	<b>21</b>	<b>51</b>	<b>72</b>	<b>0</b>	<b>0</b>
<b>Jumlah Lepas Menengah / Post Secondary Sub-total</b>	<b>2,884</b>	<b>5,619</b>	<b>8,503</b>	<b>33</b>	<b>0</b>	<b>33</b>	<b>39</b>	<b>119</b>	<b>158</b>	<b>0</b>	<b>0</b>
<b>JUMLAH BESAR / GRAND TOTAL</b>	<b>75,234</b>	<b>79,462</b>	<b>154,696</b>	<b>2,787</b>	<b>1,561</b>	<b>4,348</b>	<b>754</b>	<b>1,074</b>	<b>1,828</b>	<b>0</b>	<b>0</b>

Nota / Note:

\* Termasuk enrolmen Sekolah Model Khas, Sekolah Sukan, Sekolah Bimbingan Jalanan Kasih dan Sekolah Seni / Including enrolment in Special Model Schools, Sports Schools, Bimbingan Jalanan Kasih Schools and Arts Schools

\*\* Enrolmen Menengah Rendah termasuk murid pendidikan khas PPKI / Enrolment in Lower Secondary Schools includes pupils in SEIP

SABK GARS			Pendidikan Khas Special Education			Kolej Tingkatan 6 Form 6 College			Kolej Vokasional (KV) Vocational College (VC)			Jumlah Total			
J/T	L/M	P/F	J/T	L/M	P/F	J/T	L/M	P/F	J/T	L/M	P/F	J/T	L/M	P/F	J/T
0	0	0	0	0	0	0	0	0	0	0	0	0	1,055	614	1,669
0	0	0	0	0	0	0	0	0	0	0	0	0	14,251	13,446	27,697
0	756	948	1,704	0	0	0	0	0	0	0	0	0	1,458	2,070	3,528
0	0	0	0	0	0	0	0	0	0	0	0	0	0	0	0
0	0	0	0	0	0	0	0	0	0	0	0	0	14,517	13,991	28,508
0	712	952	1,664	0	0	0	0	0	0	0	0	0	1,378	2,073	3,451
0	0	0	0	0	0	0	0	0	0	0	0	0	104	35	139
0	0	0	0	0	0	0	0	0	0	0	0	0	14,305	13,803	28,108
0	643	877	1,520	0	0	0	0	0	0	0	0	0	1,376	1,946	3,322
0	0	0	0	0	0	0	0	0	0	0	0	0	81	31	112
0	0	0	0	0	0	0	39	0	39	0	0	0	1,553	775	2,328
0	0	0	0	0	0	0	0	0	0	0	0	0	0	0	0
0	2,111	2,777	4,888	0	0	0	39	0	39	0	0	0	50,078	48,784	98,862
0	0	0	0	0	0	0	0	0	0	0	0	0	7,747	7,238	14,985
0	0	0	0	0	0	0	0	0	0	0	0	0	3,517	4,547	8,064
0	550	720	1,270	0	0	0	0	0	0	0	0	0	578	754	1,332
0	0	0	0	0	0	0	0	0	0	0	0	0	669	437	1,106
0	0	0	0	0	0	0	0	0	0	0	0	0	73	55	128
0	0	0	0	0	0	0	0	0	0	0	0	0	1,954	2,848	4,802
0	0	0	0	0	0	0	0	0	0	0	0	0	0	0	0
0	0	0	0	0	0	0	0	0	0	0	0	0	0	0	0
0	0	0	0	0	0	0	0	0	0	82	46	128	82	46	128
0	0	0	0	0	0	0	0	0	0	830	446	1,276	830	446	1,276
0	0	0	0	0	0	0	0	0	0	0	0	0	0	0	0
0	550	720	1,270	0	0	0	0	0	0	912	492	1,404	15,450	16,371	31,821
0	0	0	0	0	0	0	0	0	0	0	0	0	7,515	7,268	14,783
0	0	0	0	0	0	0	0	0	0	0	0	0	3,528	4,638	8,166
0	562	790	1,352	0	0	0	0	0	0	0	0	0	562	790	1,352
0	0	0	0	0	0	0	0	0	0	0	0	0	612	399	1,011
0	0	0	0	0	0	0	0	0	0	0	0	0	205	134	339
0	0	0	0	0	0	0	0	0	0	0	0	0	2,004	2,754	4,758
0	0	0	0	0	0	0	0	0	0	0	0	0	0	0	0
0	0	0	0	0	0	0	0	0	0	0	0	0	0	0	0
0	0	0	0	0	0	0	0	0	0	75	38	113	75	38	113
0	0	0	0	0	0	0	0	0	0	0	0	0	0	0	0
0	0	0	0	0	0	0	0	0	0	1176	580	1,756	1,176	580	1,756
0	0	0	0	0	0	0	0	0	0	0	0	0	0	0	0
0	562	790	1,352	0	0	0	0	0	0	1,251	618	1,869	15,677	16,601	32,278
0	1,112	1,510	2,622	0	0	0	0	0	0	2,163	1,110	3,273	31,127	32,972	64,099
0	3,223	4,287	7,510	0	0	0	39	0	39	2,163	1,110	3,273	81,205	81,756	162,961
0	0	0	0	0	0	0	64	183	247	0	0	0	1,269	2,733	4,002
0	0	0	0	0	0	0	9	16	25	0	0	0	384	432	816
0	163	279	442	0	0	0	0	0	0	0	0	0	163	279	442
0	0	0	0	0	0	0	0	0	0	1100	572	1,672	1,100	572	1,672
0	0	0	0	0	0	0	0	0	0	0	0	0	0	0	0
0	0	0	0	0	0	0	0	0	0	0	0	0	24	0	24
0	163	279	442	0	0	0	73	199	272	1,100	572	1,672	2,940	4,016	6,956
0	2	14	16	0	0	0	47	129	176	0	0	0	963	2,185	3,148
0	0	0	0	0	0	0	12	4	16	0	0	0	309	402	711
0	0	0	0	0	0	0	0	0	0	0	0	0	0	0	0
0	0	0	0	0	0	0	0	0	0	1123	790	1,913	1,123	790	1,913
0	0	0	0	0	0	0	0	0	0	0	0	0	0	0	0
0	0	0	0	0	0	0	0	0	0	0	0	0	9	0	9
0	2	14	16	0	0	0	59	133	192	1,123	790	1,913	2,404	3,377	5,781
0	165	293	458	0	0	0	132	332	464	2,223	1,362	3,585	5,344	7,393	12,737
0	3,388	4,580	7,968	0	0	0	171	332	503	4,386	2,472	6,858	86,549	89,149	175,698

1.8.7A ENROLMEN PERINGKAT MENENGAH DI SEKOLAH KERAJAAN DAN BANTUAN KERAJAAN MENGIKUT LOKASI (BANDAR) SEPERTI PADA 30 JUN 2018  
ENROLMENT AT SECONDARY LEVEL IN GOVERNMENT AND GOVERNMENT-AIDED SCHOOLS BY LOCATION (URBAN) AS OF 30th JUNE 2018

PERAK	*Biasa / Regular			Berasrama Penuh Fully Residential			Agama Religious			Teknik Technical	
	L / M	P / F	J / T	L / M	P / F	J / T	L / M	P / F	J / T	L / M	P / F
MENENGAH RENDAH / LOWER SECONDARY: **											
Kelas Peralihan / Remove Class	656	386	1,042	0	0	0	0	0	0	0	0
Tingkatan 1 / Form 1	7444	7477	14,921	331	61	392	0	0	0	0	0
Tingkatan 1 Agama / Form 1 Religious	237	380	617	0	0	0	46	63	109	0	0
Tingkatan 1 PAV / Form 1 PAV	0	0	0	0	0	0	0	0	0	0	0
Tingkatan 2 / Form 2	7798	7711	15,509	301	57	358	0	0	0	0	0
Tingkatan 2 Agama / Form 2 Religious	255	383	638	0	0	0	35	60	95	0	0
Tingkatan 2 PAV / Form 2 PAV	23	4	27	0	0	0	0	0	0	0	0
Tingkatan 3 / Form 3	7653	7819	15,472	301	57	358	0	0	0	0	0
Tingkatan 3 Agama / Form 3 Religious	256	354	610	0	0	0	52	61	113	0	0
Tingkatan 3 PAV / Form 3 PAV	16	2	18	0	0	0	0	0	0	0	0
KKBP / SCLD	756	382	1,138	0	0	0	0	0	0	0	0
SBJK Menengah Rendah / Lower Secondary BJKS	0	0	0	0	0	0	0	0	0	0	0
<b>Jumlah Menengah Rendah / Lower Secondary Sub-total</b>	<b>25,094</b>	<b>24,898</b>	<b>49,992</b>	<b>933</b>	<b>175</b>	<b>1,108</b>	<b>133</b>	<b>184</b>	<b>317</b>	<b>0</b>	<b>0</b>
MENENGAH ATAS / UPPER SECONDARY:											
TINGKATAN 4 / FORM 4											
Kemanusiaan / Humanities	4223	4122	8,345	26	0	26	18	34	52	0	0
Sains / Science	1993	2684	4,677	268	58	326	28	22	50	0	0
Agama / Religious	0	0	0	0	0	0	0	0	0	0	0
MPV / MPV	142	185	327	0	0	0	0	0	0	0	0
Program PVMA / PVMA Programme	23	25	48	0	0	0	0	0	0	0	0
Teknologi / Technology	1043	1411	2,454	0	0	0	0	0	0	0	0
Teknik / Technical	0	0	0	0	0	0	0	0	0	0	0
Kemahiran / Skills	0	0	0	0	0	0	0	0	0	0	0
Program Kemahiran Tahun 1 / Skills Programme Year 1	0	0	0	0	0	0	0	0	0	0	0
Program SVM Tahun 1 / VCM Year 1 Programme	0	0	0	0	0	0	0	0	0	0	0
Pendidikan Khas / Special Education	0	0	0	0	0	0	0	0	0	0	0
<b>Jumlah Kecil / Sub-total</b>	<b>7,424</b>	<b>8,427</b>	<b>15,851</b>	<b>294</b>	<b>58</b>	<b>352</b>	<b>46</b>	<b>56</b>	<b>102</b>	<b>0</b>	<b>0</b>
TINGKATAN 5 / FORM 5											
Kemanusiaan / Humanities	4083	4135	8,218	20	0	20	25	28	53	0	0
Sains / Science	2055	2723	4,778	257	52	309	25	25	50	0	0
Agama / Religious	0	0	0	0	0	0	0	0	0	0	0
MPV / MPV	159	157	316	0	0	0	0	0	0	0	0
Program PVMA / PVMA Programme	68	45	113	0	0	0	0	0	0	0	0
Teknologi / Technology	1043	1347	2,390	0	0	0	0	0	0	0	0
Teknik / Technical	0	0	0	0	0	0	0	0	0	0	0
Kemahiran / Skills	0	0	0	0	0	0	0	0	0	0	0
Program Kemahiran Tahun 2 / Skills Programme Year 2	0	0	0	0	0	0	0	0	0	0	0
SBJK Menengah Atas / Upper Secondary BJKS	0	0	0	0	0	0	0	0	0	0	0
Program SVM Tahun 2 / VCM Year 2 Programme	0	0	0	0	0	0	0	0	0	0	0
Pendidikan Khas / Special Education	0	0	0	0	0	0	0	0	0	0	0
<b>Jumlah Kecil / Sub-total</b>	<b>7,408</b>	<b>8,407</b>	<b>15,815</b>	<b>277</b>	<b>52</b>	<b>329</b>	<b>50</b>	<b>53</b>	<b>103</b>	<b>0</b>	<b>0</b>
<b>Jumlah Menengah Atas / Upper Secondary Sub-total</b>	<b>14,832</b>	<b>16,834</b>	<b>31,666</b>	<b>571</b>	<b>110</b>	<b>681</b>	<b>96</b>	<b>109</b>	<b>205</b>	<b>0</b>	<b>0</b>
<b>Jumlah Menengah / Secondary Sub-total</b>	<b>39,926</b>	<b>41,732</b>	<b>81,658</b>	<b>1,504</b>	<b>285</b>	<b>1,789</b>	<b>229</b>	<b>293</b>	<b>522</b>	<b>0</b>	<b>0</b>
LEPAS MENENGAH / POST SECONDARY:											
TINGKATAN 6 RENDAH / FORM 6 LOWER											
Kemanusiaan / Humanities	717	439	1,156	0	0	0	11	40	51	0	0
Sains / Science	346	363	709	0	0	0	0	0	0	0	0
Agama / Religious	0	0	0	0	0	0	0	0	0	0	0
Program DVM Tahun 1 / VCM Year 1 Programme	0	0	0	0	0	0	0	0	0	0	0
Pendidikan Khas / Special Education	0	0	0	0	0	0	0	0	0	0	0
Prauniversiti / Pre-university	0	0	0	24	0	24	0	0	0	0	0
<b>Jumlah Kecil / Sub-total</b>	<b>1,063</b>	<b>802</b>	<b>1,865</b>	<b>24</b>	<b>0</b>	<b>24</b>	<b>11</b>	<b>40</b>	<b>51</b>	<b>0</b>	<b>0</b>
TINGKATAN 6 ATAS / FORM 6 UPPER											
Kemanusiaan / Humanities	558	1113	1,671	0	0	0	12	34	46	0	0
Sains / Science	269	347	616	0	0	0	0	0	0	0	0
Agama / Religious	0	0	0	0	0	0	0	0	0	0	0
Program DVM Tahun 2 / VCM Year 2 Programme	0	0	0	0	0	0	0	0	0	0	0
Pendidikan Khas / Special Education	0	0	0	0	0	0	0	0	0	0	0
Prauniversiti / Pre-university	0	0	0	9	0	9	0	0	0	0	0
<b>Jumlah Kecil / Sub-total</b>	<b>827</b>	<b>1,460</b>	<b>2,287</b>	<b>9</b>	<b>0</b>	<b>9</b>	<b>12</b>	<b>34</b>	<b>46</b>	<b>0</b>	<b>0</b>
<b>Jumlah Lepas Menengah / Post Secondary Sub-total</b>	<b>1,890</b>	<b>2,262</b>	<b>4,152</b>	<b>33</b>	<b>0</b>	<b>33</b>	<b>23</b>	<b>74</b>	<b>97</b>	<b>0</b>	<b>0</b>
<b>JUMLAH BESAR / GRAND TOTAL</b>	<b>41,816</b>	<b>43,994</b>	<b>85,810</b>	<b>1,537</b>	<b>285</b>	<b>1,822</b>	<b>252</b>	<b>367</b>	<b>619</b>	<b>0</b>	<b>0</b>

Nota / Note :

\* Termasuk enrolmen Sekolah Model Khas, Sekolah Sukan, Sekolah Bimbingan Jalinan Kasih dan Sekolah Seni / Including enrolment in Special Model Schools, Sports Schools, Bimbingan Jalinan Kasih Schools and Arts Schools

\*\* Enrolmen Menengah Rendah termasuk murid pendidikan khas PPKI / Enrolment in Lower Secondary Schools includes pupils in SEIP

SABK GARS			Pendidikan Khas Special Education			Kolej Tingkatan 6 Form 6 College			Kolej Vokasional (KV) Vocational College (VC)			Jumlah Total			
J/T	L/M	P/F	J/T	L/M	P/F	J/T	L/M	P/F	J/T	L/M	P/F	J/T	L/M	P/F	J/T
0	0	0	0	0	0	0	0	0	0	0	0	0	656	386	1,042
0	0	0	0	0	0	0	0	0	0	0	0	0	7,775	7,538	15,313
0	119	111	230	0	0	0	0	0	0	0	0	0	402	554	956
0	0	0	0	0	0	0	0	0	0	0	0	0	0	0	0
0	0	0	0	0	0	0	0	0	0	0	0	0	8,099	7,768	15,867
0	109	126	235	0	0	0	0	0	0	0	0	0	399	569	968
0	0	0	0	0	0	0	0	0	0	0	0	0	23	4	27
0	0	0	0	0	0	0	0	0	0	0	0	0	7,954	7,876	15,830
0	113	129	242	0	0	0	0	0	0	0	0	0	421	544	965
0	0	0	0	0	0	0	0	0	0	0	0	0	16	2	18
0	0	0	0	0	0	0	39	0	39	0	0	0	756	382	1,138
0	0	0	0	0	0	0	0	0	0	0	0	0	0	0	0
0	341	366	707	0	0	0	39	0	39	0	0	0	26,501	25,623	52,124
0	49	55	104	0	0	0	0	0	0	0	0	0	4,316	4,211	8,527
0	13	11	24	0	0	0	0	0	0	0	0	0	2,302	2,775	5,077
0	19	16	35	0	0	0	0	0	0	0	0	0	19	16	35
0	0	0	0	0	0	0	0	0	0	0	0	0	142	185	327
0	0	0	0	0	0	0	0	0	0	0	0	0	23	25	48
0	0	0	0	0	0	0	0	0	0	0	0	0	1,043	1,411	2,454
0	0	0	0	0	0	0	0	0	0	0	0	0	0	0	0
0	0	0	0	0	0	0	0	0	0	0	0	0	0	0	0
0	0	0	0	0	0	0	0	0	0	30	3	33	30	3	33
0	0	0	0	0	0	0	0	0	0	317	114	431	317	114	431
0	0	0	0	0	0	0	0	0	0	0	0	0	0	0	0
0	81	82	163	0	0	0	0	0	0	347	117	464	8,192	8,740	16,932
0	61	93	154	0	0	0	0	0	0	0	0	0	4,189	4,256	8,445
0	13	2	15	0	0	0	0	0	0	0	0	0	2,350	2,802	5,152
0	5	2	7	0	0	0	0	0	0	0	0	0	5	2	7
0	0	0	0	0	0	0	0	0	0	0	0	0	159	157	316
0	0	0	0	0	0	0	0	0	0	0	0	0	68	45	113
0	0	0	0	0	0	0	0	0	0	0	0	0	1,043	1,347	2,390
0	0	0	0	0	0	0	0	0	0	0	0	0	0	0	0
0	0	0	0	0	0	0	0	0	0	0	0	0	0	0	0
0	0	0	0	0	0	0	0	0	0	22	8	30	22	8	30
0	0	0	0	0	0	0	0	0	0	0	0	0	0	0	0
0	0	0	0	0	0	0	0	0	0	531	166	697	531	166	697
0	0	0	0	0	0	0	0	0	0	0	0	0	0	0	0
0	79	97	176	0	0	0	0	0	0	553	174	727	8,367	8,783	17,150
0	160	179	339	0	0	0	0	0	0	900	291	1,191	16,559	17,523	34,082
0	501	545	1,046	0	0	0	39	0	39	900	291	1,191	43,060	43,146	86,206
0	0	0	0	0	0	0	64	183	247	0	0	0	728	479	2,454
0	0	0	0	0	0	0	9	16	25	0	0	0	346	363	734
0	17	23	40	0	0	0	0	0	0	0	0	0	17	23	40
0	0	0	0	0	0	0	0	0	0	491	184	675	491	184	675
0	0	0	0	0	0	0	0	0	0	0	0	0	0	0	0
0	0	0	0	0	0	0	0	0	0	0	0	0	24	0	24
0	17	23	40	0	0	0	73	199	272	491	184	675	1,606	1,049	3,927
0	0	0	0	0	0	0	47	129	176	0	0	0	570	1,147	1,893
0	0	0	0	0	0	0	12	4	16	0	0	0	269	347	632
0	0	0	0	0	0	0	0	0	0	0	0	0	0	0	0
0	0	0	0	0	0	0	0	0	0	465	210	675	465	210	675
0	0	0	0	0	0	0	0	0	0	0	0	0	0	0	0
0	0	0	0	0	0	0	0	0	0	0	0	0	9	0	9
0	0	0	0	0	0	0	59	133	192	465	210	675	1,313	1,704	3,209
0	17	23	40	0	0	0	132	332	464	956	394	1,350	2,919	2,753	7,136
0	518	568	1,086	0	0	0	171	332	503	1,856	685	2,541	45,979	45,899	93,342

1.8.7B ENROLMEN PERINGKAT MENENGAH DI SEKOLAH KERAJAAN DAN BANTUAN KERAJAAN LOKASI (LUAR BANDAR) SEPERTI PADA 30 JUN 2018  
ENROLMENT AT SECONDARY LEVEL IN GOVERNMENT AND GOVERNMENT-AIDED SCHOOLS BY LOCATION (RURAL) AS OF 30th JUNE 2018

PERAK	*Biasa / Regular			Berasrama Penuh Fully Residential			Agama Religious			Teknik Technical	
	L / M	P / F	J / T	L / M	P / F	J / T	L / M	P / F	J / T	L / M	P / F
MENENGAH RENDAH / LOWER SECONDARY: **											
Kelas Peralihan / Remove Class	399	228	627	0	0	0	0	0	0	0	0
Tingkatan 1 / Form 1	6259	5692	11,951	217	216	433	0	0	0	0	0
Tingkatan 1 Agama / Form 1 Religious	248	471	719	57	65	122	114	143	257	0	0
Tingkatan 1 PAV / Form 1 PAV	0	0	0	0	0	0	0	0	0	0	0
Tingkatan 2 / Form 2	6238	6017	12,255	180	206	386	0	0	0	0	0
Tingkatan 2 Agama / Form 2 Religious	243	491	734	53	55	108	80	132	212	0	0
Tingkatan 2 PAV / Form 2 PAV	81	31	112	0	0	0	0	0	0	0	0
Tingkatan 3 / Form 3	6117	5723	11,840	234	204	438	0	0	0	0	0
Tingkatan 3 Agama / Form 3 Religious	268	472	740	53	57	110	104	125	229	0	0
Tingkatan 3 PAV / Form 3 PAV	65	29	94	0	0	0	0	0	0	0	0
KKBP / SCLD	797	393	1,190	0	0	0	0	0	0	0	0
SBJK Menengah Rendah / Lower Secondary BJKS	0	0	0	0	0	0	0	0	0	0	0
Jumlah Menengah Rendah / Lower Secondary Sub-total	20,715	19,547	40,262	794	803	1,597	298	400	698	0	0
MENENGAH ATAS / UPPER SECONDARY:											
TINGKATAN 4 / FORM 4											
Kemanusiaan / Humanities	3474	3062	6,536	0	0	0	6	20	26	0	0
Sains / Science	935	1463	2,398	238	255	493	55	65	120	0	0
Agama / Religious	0	0	0	0	0	0	28	34	62	0	0
MPV / MPV	527	252	779	0	0	0	0	0	0	0	0
Program PVMA / PVMA Programme	50	30	80	0	0	0	0	0	0	0	0
Teknologi / Technology	883	1409	2,292	14	9	23	14	19	33	0	0
Teknik / Technical	0	0	0	0	0	0	0	0	0	0	0
Kemahiran / Skills	0	0	0	0	0	0	0	0	0	0	0
Program Kemahiran Tahun 1 / Skills Programme Year 1	0	0	0	0	0	0	0	0	0	0	0
Program SVM Tahun 1 / VCM Year 1 Programme	0	0	0	0	0	0	0	0	0	0	0
Pendidikan Khas / Special Education	0	0	0	0	0	0	0	0	0	0	0
Jumlah Kecil / Sub-total	5,869	6,216	12,085	252	264	516	103	138	241	0	0
TINGKATAN 5 / FORM 5											
Kemanusiaan / Humanities	3378	3087	6,465	0	0	0	9	18	27	0	0
Sains / Science	966	1558	2,524	186	204	390	39	76	115	0	0
Agama / Religious	0	0	0	0	0	0	0	0	0	0	0
MPV / MPV	453	242	695	0	0	0	0	0	0	0	0
Program PVMA / PVMA Programme	137	89	226	0	0	0	0	0	0	0	0
Teknologi / Technology	906	1372	2,278	18	5	23	37	30	67	0	0
Teknik / Technical	0	0	0	0	0	0	0	0	0	0	0
Kemahiran / Skills	0	0	0	0	0	0	0	0	0	0	0
Program Kemahiran Tahun 2 / Skills Programme Year 2	0	0	0	0	0	0	0	0	0	0	0
SBJK Menengah Atas / Upper Secondary BJKS	0	0	0	0	0	0	0	0	0	0	0
Program SVM Tahun 2 / VCM Year 2 Programme	0	0	0	0	0	0	0	0	0	0	0
Pendidikan Khas / Special Education	0	0	0	0	0	0	0	0	0	0	0
Jumlah Kecil / Sub-total	5,840	6,348	12,188	204	209	413	85	124	209	0	0
Jumlah Menengah Atas / Upper Secondary Sub-total	11,709	12,564	24,273	456	473	929	188	262	450	0	0
Jumlah Menengah / Secondary Sub-total	32,424	32,111	64,535	1,250	1,276	2,526	486	662	1,148	0	0
LEPAS MENENGAH / POST SECONDARY:											
TINGKATAN 6 RENDAH / FORM 6 LOWER											
Kemanusiaan / Humanities	470	1043	1,513	0	0	0	7	28	35	0	0
Sains / Science	29	53	82	0	0	0	0	0	0	0	0
Agama / Religious	0	0	0	0	0	0	0	0	0	0	0
Program DVM Tahun 1 / VCM Year 1 Programme	0	0	0	0	0	0	0	0	0	0	0
Pendidikan Khas / Special Education	0	0	0	0	0	0	0	0	0	0	0
Prauniversiti / Pre-university	0	0	0	0	0	0	0	0	0	0	0
Jumlah Kecil / Sub-total	499	1,096	1,595	0	0	0	7	28	35	0	0
TINGKATAN 6 ATAS / FORM 6 UPPER											
Kemanusiaan / Humanities	335	878	1,213	0	0	0	9	17	26	0	0
Sains / Science	28	51	79	0	0	0	0	0	0	0	0
Agama / Religious	0	0	0	0	0	0	0	0	0	0	0
Program DVM Tahun 2 / VCM Year 2 Programme	0	0	0	0	0	0	0	0	0	0	0
Pendidikan Khas / Special Education	0	0	0	0	0	0	0	0	0	0	0
Prauniversiti / Pre-university	0	0	0	0	0	0	0	0	0	0	0
Jumlah Kecil / Sub-total	363	929	1,292	0	0	0	9	17	26	0	0
Jumlah Lepas Menengah / Post Secondary Sub-total	862	2,025	2,887	0	0	0	16	45	61	0	0
JUMLAH BESAR / GRAND TOTAL	33,286	34,136	67,422	1,250	1,276	2,526	502	707	1,209	0	0

## Nota / Note:

\* Termasuk enrolmen Sekolah Model Khas, Sekolah Sukan, Sekolah Bimbingan Jalanan Kasih dan Sekolah Seni / Including enrolment in Special Model Schools, Sports Schools, Bimbingan Jalanan Kasih Schools and Arts Schools

\*\* Enrolmen Menengah Rendah termasuk murid pendidikan khas PPKI / Enrolment in Lower Secondary Schools includes pupils in SEIP

SABK GARS			Pendidikan Khas Special Education			Kolej Tingkatan 6 Form 6 College			Kolej Vokasional (KV) Vocational College (VC)			Jumlah Total			
J/T	L/M	P/F	J/T	L/M	P/F	J/T	L/M	P/F	J/T	L/M	P/F	J/T	L/M	P/F	J/T
0	0	0	0	0	0	0	0	0	0	0	0	0	399	228	627
0	0	0	0	0	0	0	0	0	0	0	0	0	6,476	5,908	12,384
0	637	837	1,474	0	0	0	0	0	0	0	0	0	1,056	1,516	2,572
0	0	0	0	0	0	0	0	0	0	0	0	0	0	0	0
0	0	0	0	0	0	0	0	0	0	0	0	0	6,418	6,223	12,641
0	603	826	1,429	0	0	0	0	0	0	0	0	0	979	1,504	2,483
0	0	0	0	0	0	0	0	0	0	0	0	0	81	31	112
0	0	0	0	0	0	0	0	0	0	0	0	0	6,351	5,927	12,278
0	530	748	1,278	0	0	0	0	0	0	0	0	0	955	1,402	2,357
0	0	0	0	0	0	0	0	0	0	0	0	0	65	29	94
0	0	0	0	0	0	0	0	0	0	0	0	0	797	393	1,190
0	0	0	0	0	0	0	0	0	0	0	0	0	0	0	0
0	1,770	2,411	4,181	0	0	0	0	0	0	0	0	0	23,577	23,161	46,738
0	0	0	0	0	0	0	0	0	0	0	0	0	3,480	3,082	6,562
0	0	0	0	0	0	0	0	0	0	0	0	0	1,228	1,783	3,011
0	469	638	1,107	0	0	0	0	0	0	0	0	0	497	672	1,169
0	0	0	0	0	0	0	0	0	0	0	0	0	527	252	779
0	0	0	0	0	0	0	0	0	0	0	0	0	50	30	80
0	0	0	0	0	0	0	0	0	0	0	0	0	911	1,437	2,348
0	0	0	0	0	0	0	0	0	0	0	0	0	0	0	0
0	0	0	0	0	0	0	0	0	0	0	0	0	0	0	0
0	0	0	0	0	0	0	0	0	0	52	43	95	52	43	95
0	0	0	0	0	0	0	0	0	0	513	332	845	513	332	845
0	0	0	0	0	0	0	0	0	0	0	0	0	0	0	0
0	469	638	1,107	0	0	0	0	0	0	565	375	940	7,258	7,631	14,889
0	0	0	0	0	0	0	0	0	0	0	0	0	3,387	3,105	6,492
0	0	0	0	0	0	0	0	0	0	0	0	0	1,191	1,838	3,029
0	483	693	1,176	0	0	0	0	0	0	0	0	0	483	693	1,176
0	0	0	0	0	0	0	0	0	0	0	0	0	453	242	695
0	0	0	0	0	0	0	0	0	0	0	0	0	137	89	226
0	0	0	0	0	0	0	0	0	0	0	0	0	961	1,407	2,368
0	0	0	0	0	0	0	0	0	0	0	0	0	0	0	0
0	0	0	0	0	0	0	0	0	0	0	0	0	0	0	0
0	0	0	0	0	0	0	0	0	0	53	30	83	53	30	83
0	0	0	0	0	0	0	0	0	0	0	0	0	0	0	0
0	0	0	0	0	0	0	0	0	0	0	0	0	0	0	0
0	0	0	0	0	0	0	0	0	0	645	414	1,059	645	414	1,059
0	0	0	0	0	0	0	0	0	0	0	0	0	0	0	0
0	483	693	1,176	0	0	0	0	0	0	698	444	1,142	7,310	7,818	15,128
0	952	1,331	2,283	0	0	0	0	0	0	1,263	819	2,082	14,568	15,449	30,017
0	2,722	3,742	6,464	0	0	0	0	0	0	1,263	819	2,082	38,145	38,610	76,755
0	0	0	0	0	0	0	0	0	0	0	0	0	477	1,071	1,548
0	0	0	0	0	0	0	0	0	0	0	0	0	29	53	82
0	146	256	402	0	0	0	0	0	0	0	0	0	146	256	402
0	0	0	0	0	0	0	0	0	0	609	388	997	609	388	997
0	0	0	0	0	0	0	0	0	0	0	0	0	0	0	0
0	0	0	0	0	0	0	0	0	0	0	0	0	0	0	0
0	146	256	402	0	0	0	0	0	0	609	388	997	1,261	1,768	3,029
0	2	14	16	0	0	0	0	0	0	0	0	0	346	909	1,255
0	0	0	0	0	0	0	0	0	0	0	0	0	28	51	79
0	0	0	0	0	0	0	0	0	0	0	0	0	0	0	0
0	0	0	0	0	0	0	0	0	0	658	580	1,238	658	580	1,238
0	0	0	0	0	0	0	0	0	0	0	0	0	0	0	0
0	0	0	0	0	0	0	0	0	0	0	0	0	0	0	0
0	2	14	16	0	0	0	0	0	0	658	580	1,238	1,032	1,540	2,572
0	148	270	418	0	0	0	0	0	0	1,267	968	2,235	2,293	3,308	5,601
0	2,870	4,012	6,882	0	0	0	0	0	0	2,530	1,787	4,317	40,438	41,918	82,356

1.8.8 ENROLMEN PERINGKAT MENENGAH DI SEKOLAH KERAJAAN DAN BANTUAN KERAJAAN SEPERTI PADA 30 JUN 2018  
ENROLMENT AT SECONDARY LEVEL IN GOVERNMENT AND GOVERNMENT-AIDED SCHOOLS AS OF 30th JUNE 2018

PERLIS	*Biasa / Regular			Berasrama Penuh Fully Residential			Agama Religious			Teknik Technical	
	L / M	P / F	J / T	L / M	P / F	J / T	L / M	P / F	J / T	L / M	P / F
MENENGAH RENDAH / LOWER SECONDARY: **											
Kelas Peralihan / Remove Class	38	7	45	0	0	0	0	0	0	0	0
Tingkatan 1 / Form 1	1484	1415	2,899	55	28	83	0	0	0	0	0
Tingkatan 1 Agama / Form 1 Religious	72	90	162	0	0	0	52	176	228	0	0
Tingkatan 1 PAV / Form 1 PAV	0	0	0	0	0	0	0	0	0	0	0
Tingkatan 2 / Form 2	1444	1344	2,788	47	34	81	0	0	0	0	0
Tingkatan 2 Agama / Form 2 Religious	55	80	135	0	0	0	55	150	205	0	0
Tingkatan 2 PAV / Form 2 PAV	29	25	54	0	0	0	0	0	0	0	0
Tingkatan 3 / Form 3	1465	1412	2,877	54	40	94	0	0	0	0	0
Tingkatan 3 Agama / Form 3 Religious	43	112	155	0	0	0	75	157	232	0	0
Tingkatan 3 PAV / Form 3 PAV	26	14	40	0	0	0	0	0	0	0	0
KKBP / SCLD	258	127	385	0	0	0	0	0	0	0	0
SSBJK Menengah Rendah / Lower Secondary BJKS	0	0	0	0	0	0	0	0	0	0	0
<b>Jumlah Menengah Rendah / Lower Secondary Sub-total</b>	<b>4,914</b>	<b>4,626</b>	<b>9,540</b>	<b>156</b>	<b>102</b>	<b>258</b>	<b>182</b>	<b>483</b>	<b>665</b>	<b>0</b>	<b>0</b>
MENENGAH ATAS / UPPER SECONDARY:											
TINGKATAN 4 / FORM 4											
Kemanusiaan / Humanities	715	883	1,598	0	0	0	23	106	129	0	0
Sains / Science	170	265	435	35	27	62	37	76	113	0	0
Agama / Religious	0	0	0	0	0	0	0	0	0	0	0
MPV / MPV	165	65	230	0	0	0	0	0	0	0	0
Program PVMA / PVMA Programme	29	8	37	0	0	0	0	0	0	0	0
Teknologi / Technology	248	260	508	20	6	26	0	0	0	0	0
Teknik / Technical	0	0	0	0	0	0	0	0	0	0	0
Kemahiran / Skills	0	0	0	0	0	0	0	0	0	0	0
Program Kemahiran Tahun 1 / Skills Programme Year 1	0	0	0	0	0	0	0	0	0	0	0
Program SVM Tahun 1 / VCM Year 1 Programme	0	0	0	0	0	0	0	0	0	0	0
Pendidikan Khas / Special Education	0	0	0	0	0	0	0	0	0	0	0
<b>Jumlah Kecil / Sub-total</b>	<b>1,327</b>	<b>1,481</b>	<b>2,808</b>	<b>55</b>	<b>33</b>	<b>88</b>	<b>60</b>	<b>182</b>	<b>242</b>	<b>0</b>	<b>0</b>
TINGKATAN 5 / FORM 5											
Kemanusiaan / Humanities	726	849	1,575	0	0	0	36	91	127	0	0
Sains / Science	200	288	488	27	27	54	41	88	129	0	0
Agama / Religious	0	0	0	0	0	0	0	0	0	0	0
MPV / MPV	156	40	196	0	0	0	0	0	0	0	0
Program PVMA / PVMA Programme	56	9	65	0	0	0	0	0	0	0	0
Teknologi / Technology	172	265	437	13	6	19	0	0	0	0	0
Teknik / Technical	0	0	0	0	0	0	0	0	0	0	0
Kemahiran / Skills	0	0	0	0	0	0	0	0	0	0	0
Program Kemahiran Tahun 2 / Skills Programme Year 2	0	0	0	0	0	0	0	0	0	0	0
SBJK Menengah Atas / Upper Secondary BJKS	0	0	0	0	0	0	0	0	0	0	0
Program SVM Tahun 2 / VCM Year 2 Programme	0	0	0	0	0	0	0	0	0	0	0
Pendidikan Khas / Special Education	0	0	0	0	0	0	0	0	0	0	0
<b>Jumlah Kecil / Sub-total</b>	<b>1,310</b>	<b>1,451</b>	<b>2,761</b>	<b>40</b>	<b>33</b>	<b>73</b>	<b>77</b>	<b>179</b>	<b>256</b>	<b>0</b>	<b>0</b>
<b>Jumlah Menengah Atas / Upper Secondary Sub-total</b>	<b>2,637</b>	<b>2,932</b>	<b>5,569</b>	<b>95</b>	<b>66</b>	<b>161</b>	<b>137</b>	<b>361</b>	<b>498</b>	<b>0</b>	<b>0</b>
<b>Jumlah Menengah / Secondary Sub-total</b>	<b>7,551</b>	<b>7,558</b>	<b>15,109</b>	<b>251</b>	<b>168</b>	<b>419</b>	<b>319</b>	<b>844</b>	<b>1,163</b>	<b>0</b>	<b>0</b>
LEPAS MENENGAH / POST SECONDARY:											
TINGKATAN 6 RENDAH / FORM 6 LOWER											
Kemanusiaan / Humanities	165	316	481	0	0	0	20	65	85	0	0
Sains / Science	4	10	14	0	0	0	0	0	0	0	0
Agama / Religious	0	0	0	0	0	0	0	0	0	0	0
Program DVM Tahun 1 / VCM Year 1 Programme	0	0	0	0	0	0	0	0	0	0	0
Pendidikan Khas / Special Education	0	0	0	0	0	0	0	0	0	0	0
Prauniversiti / Pre-university	0	0	0	0	0	0	0	0	0	0	0
<b>Jumlah Kecil / Sub-total</b>	<b>169</b>	<b>326</b>	<b>495</b>	<b>0</b>	<b>0</b>	<b>0</b>	<b>20</b>	<b>65</b>	<b>85</b>	<b>0</b>	<b>0</b>
TINGKATAN 6 ATAS / FORM 6 UPPER											
Kemanusiaan / Humanities	158	281	439	0	0	0	10	51	61	0	0
Sains / Science	0	7	7	0	0	0	0	0	0	0	0
Agama / Religious	0	0	0	0	0	0	0	0	0	0	0
Program DVM Tahun 2 / VCM Year 2 Programme	0	0	0	0	0	0	0	0	0	0	0
Pendidikan Khas / Special Education	0	0	0	0	0	0	0	0	0	0	0
Prauniversiti / Pre-university	0	0	0	0	0	0	0	0	0	0	0
<b>Jumlah Kecil / Sub-total</b>	<b>158</b>	<b>288</b>	<b>446</b>	<b>0</b>	<b>0</b>	<b>0</b>	<b>10</b>	<b>51</b>	<b>61</b>	<b>0</b>	<b>0</b>
<b>Jumlah Lepas Menengah / Post Secondary Sub-total</b>	<b>327</b>	<b>614</b>	<b>941</b>	<b>0</b>	<b>0</b>	<b>0</b>	<b>30</b>	<b>116</b>	<b>146</b>	<b>0</b>	<b>0</b>
<b>JUMLAH BESAR / GRAND TOTAL</b>	<b>7,878</b>	<b>8,172</b>	<b>16,050</b>	<b>251</b>	<b>168</b>	<b>419</b>	<b>349</b>	<b>960</b>	<b>1,309</b>	<b>0</b>	<b>0</b>

Nota / Note :

\* Termasuk enrolmen Sekolah Model Khas, Sekolah Sukan, Sekolah Bimbingan Jalanan Kasih dan Sekolah Seni / Including enrolment in Special Model Schools, Sports Schools, Bimbingan Jalanan Kasih Schools and Arts Schools

\*\* Enrolmen Menengah Rendah termasuk murid pendidikan khas PPKI / Enrolment in Lower Secondary Schools includes pupils in SEIP

SABK GARS			Pendidikan Khas Special Education			Kolej Tingkatan 6 Form 6 College			Kolej Vokasional (KV) Vocational College (VC)			Jumlah Total			
J/T	L/M	P/F	J/T	L/M	P/F	J/T	L/M	P/F	J/T	L/M	P/F	J/T	L/M	P/F	J/T
0	0	0	0	0	0	0	0	0	0	0	0	0	38	7	45
0	0	0	0	0	0	0	0	0	0	0	0	0	1,539	1,443	2,982
0	100	110	210	0	0	0	0	0	0	0	0	0	224	376	600
0	0	0	0	0	0	0	0	0	0	0	0	0	0	0	0
0	0	0	0	0	0	0	0	0	0	0	0	0	1,491	1,378	2,869
0	84	119	203	0	0	0	0	0	0	0	0	0	194	349	543
0	0	0	0	0	0	0	0	0	0	0	0	0	29	25	54
0	0	0	0	0	0	0	0	0	0	0	0	0	1,519	1,452	2,971
0	103	119	222	0	0	0	0	0	0	0	0	0	221	388	609
0	0	0	0	0	0	0	0	0	0	0	0	0	26	14	40
0	0	0	0	0	0	0	0	0	0	0	0	0	258	127	385
0	0	0	0	0	0	0	0	0	0	0	0	0	0	0	0
0	287	348	635	0	0	0	0	0	0	0	0	0	5,539	5,559	11,098
0	0	0	0	0	0	0	0	0	0	0	0	0	738	989	1,727
0	0	0	0	0	0	0	0	0	0	0	0	0	242	368	610
0	93	103	196	0	0	0	0	0	0	0	0	0	93	103	196
0	0	0	0	0	0	0	0	0	0	0	0	0	165	65	230
0	0	0	0	0	0	0	0	0	0	0	0	0	29	8	37
0	0	0	0	0	0	0	0	0	0	0	0	0	268	266	534
0	0	0	0	0	0	0	0	0	0	0	0	0	0	0	0
0	0	0	0	0	0	0	0	0	0	0	0	0	0	0	0
0	0	0	0	0	0	0	0	0	0	283	108	391	283	108	391
0	0	0	0	0	0	0	0	0	0	0	0	0	0	0	0
0	93	103	196	0	0	0	0	0	0	283	108	391	1,818	1,907	3,725
0	0	0	0	0	0	0	0	0	0	0	0	0	762	940	1,702
0	0	0	0	0	0	0	0	0	0	0	0	0	268	403	671
0	93	95	188	0	0	0	0	0	0	0	0	0	93	95	188
0	0	0	0	0	0	0	0	0	0	0	0	0	156	40	196
0	0	0	0	0	0	0	0	0	0	0	0	0	56	9	65
0	0	0	0	0	0	0	0	0	0	0	0	0	185	271	456
0	0	0	0	0	0	0	0	0	0	0	0	0	0	0	0
0	0	0	0	0	0	0	0	0	0	0	0	0	0	0	0
0	0	0	0	0	0	0	0	0	0	0	0	0	0	0	0
0	0	0	0	0	0	0	0	0	0	263	134	397	263	134	397
0	0	0	0	0	0	0	0	0	0	0	0	0	0	0	0
0	93	95	188	0	0	0	0	0	0	263	134	397	1,783	1,892	3,675
0	186	198	384	0	0	0	0	0	0	546	242	788	3,601	3,799	7,400
0	473	546	1,019	0	0	0	0	0	0	546	242	788	9,140	9,358	18,498
0	0	0	0	0	0	0	0	0	0	0	0	0	185	381	566
0	0	0	0	0	0	0	0	0	0	0	0	0	4	10	14
0	23	32	55	0	0	0	0	0	0	0	0	0	23	32	55
0	0	0	0	0	0	0	0	0	0	245	111	356	245	111	356
0	0	0	0	0	0	0	0	0	0	0	0	0	0	0	0
0	0	0	0	0	0	0	0	0	0	0	0	0	0	0	0
0	23	32	55	0	0	0	0	0	0	245	111	356	457	534	991
0	0	0	0	0	0	0	0	0	0	0	0	0	168	332	500
0	0	0	0	0	0	0	0	0	0	0	0	0	0	7	7
0	0	0	0	0	0	0	0	0	0	0	0	0	0	0	0
0	0	0	0	0	0	0	0	0	0	272	135	407	272	135	407
0	0	0	0	0	0	0	0	0	0	0	0	0	0	0	0
0	0	0	0	0	0	0	0	0	0	0	0	0	0	0	0
0	0	0	0	0	0	0	0	0	0	272	135	407	440	474	914
0	23	32	55	0	0	0	0	0	0	517	246	763	897	1,008	1,905
0	496	578	1,074	0	0	0	0	0	0	1,063	488	1,551	10,037	10,366	20,403

1.8.8A ENROLMEN PERINGKAT MENENGAH DI SEKOLAH KERAJAAN DAN BANTUAN KERAJAAN MENGIKUT LOKASI (BANDAR) SEPERTI PADA 30 JUN 2018  
ENROLMENT AT SECONDARY LEVEL IN GOVERNMENT AND GOVERNMENT-AIDED SCHOOLS BY LOCATION (URBAN) AS OF 30th JUNE 2018

PERLIS	*Biasa / Regular			Berasrama Penuh Fully Residential			Agama Religious			Teknik Technical		
	Tingkatan / Form	L / M	P / F	J / T	L / M	P / F	J / T	L / M	P / F	J / T	L / M	P / F
MENENGAH RENDAH / LOWER SECONDARY: **												
Kelas Peralihan / Remove Class	24	4	28	0	0	0	0	0	0	0	0	0
Tingkatan 1 / Form 1	412	411	823	55	28	83	0	0	0	0	0	0
Tingkatan 1 Agama / Form 1 Religious	18	9	27	0	0	0	0	149	149	0	0	0
Tingkatan 1 PAV / Form 1 PAV	0	0	0	0	0	0	0	0	0	0	0	0
Tingkatan 2 / Form 2	411	411	822	47	34	81	0	0	0	0	0	0
Tingkatan 2 Agama / Form 2 Religious	13	11	24	0	0	0	0	121	121	0	0	0
Tingkatan 2 PAV / Form 2 PAV	11	7	18	0	0	0	0	0	0	0	0	0
Tingkatan 3 / Form 3	454	422	876	54	40	94	0	0	0	0	0	0
Tingkatan 3 Agama / Form 3 Religious	10	23	33	0	0	0	0	129	129	0	0	0
Tingkatan 3 PAV / Form 3 PAV	5	10	15	0	0	0	0	0	0	0	0	0
KKBP / SCLD	54	30	84	0	0	0	0	0	0	0	0	0
SBJK Menengah Rendah / Lower Secondary BJKS	0	0	0	0	0	0	0	0	0	0	0	0
<b>Jumlah Menengah Rendah / Lower Secondary Sub-total</b>	<b>1,412</b>	<b>1,338</b>	<b>2,750</b>	<b>156</b>	<b>102</b>	<b>258</b>	<b>0</b>	<b>399</b>	<b>399</b>	<b>0</b>	<b>0</b>	<b>0</b>
MENENGAH ATAS / UPPER SECONDARY:												
TINGKATAN 4 / FORM 4												
Kemanusiaan / Humanities	197	225	422	0	0	0	0	87	87	0	0	0
Sains / Science	76	125	201	35	27	62	0	55	55	0	0	0
Agama / Religious	0	0	0	0	0	0	0	0	0	0	0	0
MPV / MPV	17	9	26	0	0	0	0	0	0	0	0	0
Program PVMA / PVMA Programme	12	3	15	0	0	0	0	0	0	0	0	0
Teknologi / Technology	70	80	150	20	6	26	0	0	0	0	0	0
Teknik / Technical	0	0	0	0	0	0	0	0	0	0	0	0
Kemahiran / Skills	0	0	0	0	0	0	0	0	0	0	0	0
Program Kemahiran Tahun 1 / Skills Programme Year 1	0	0	0	0	0	0	0	0	0	0	0	0
Program SVM Tahun 1 / VCM Year 1 Programme	0	0	0	0	0	0	0	0	0	0	0	0
Pendidikan Khas / Special Education	0	0	0	0	0	0	0	0	0	0	0	0
<b>Jumlah Kecil / Sub-total</b>	<b>372</b>	<b>442</b>	<b>814</b>	<b>55</b>	<b>33</b>	<b>88</b>	<b>0</b>	<b>142</b>	<b>142</b>	<b>0</b>	<b>0</b>	<b>0</b>
TINGKATAN 5 / FORM 5												
Kemanusiaan / Humanities	211	217	428	0	0	0	0	74	74	0	0	0
Sains / Science	96	109	205	27	27	54	0	66	66	0	0	0
Agama / Religious	0	0	0	0	0	0	0	0	0	0	0	0
MPV / MPV	14	6	20	0	0	0	0	0	0	0	0	0
Program PVMA / PVMA Programme	24	1	25	0	0	0	0	0	0	0	0	0
Teknologi / Technology	45	71	116	13	6	19	0	0	0	0	0	0
Teknik / Technical	0	0	0	0	0	0	0	0	0	0	0	0
Kemahiran / Skills	0	0	0	0	0	0	0	0	0	0	0	0
Program Kemahiran Tahun 2 / Skills Programme Year 2	0	0	0	0	0	0	0	0	0	0	0	0
SBJK Menengah Atas / Upper Secondary BJKS	0	0	0	0	0	0	0	0	0	0	0	0
Program SVM Tahun 2 / VCM Year 2 Programme	0	0	0	0	0	0	0	0	0	0	0	0
Pendidikan Khas / Special Education	0	0	0	0	0	0	0	0	0	0	0	0
<b>Jumlah Kecil / Sub-total</b>	<b>390</b>	<b>404</b>	<b>794</b>	<b>40</b>	<b>33</b>	<b>73</b>	<b>0</b>	<b>140</b>	<b>140</b>	<b>0</b>	<b>0</b>	<b>0</b>
<b>Jumlah Menengah Atas / Upper Secondary Sub-total</b>	<b>762</b>	<b>846</b>	<b>1,608</b>	<b>95</b>	<b>66</b>	<b>161</b>	<b>0</b>	<b>282</b>	<b>282</b>	<b>0</b>	<b>0</b>	<b>0</b>
<b>Jumlah Menengah / Secondary Sub-total</b>	<b>2,174</b>	<b>2,184</b>	<b>4,358</b>	<b>251</b>	<b>168</b>	<b>419</b>	<b>0</b>	<b>681</b>	<b>681</b>	<b>0</b>	<b>0</b>	<b>0</b>
LEPAS MENENGAH / POST SECONDARY:												
TINGKATAN 6 RENDAH / FORM 6 LOWER												
Kemanusiaan / Humanities	49	87	136	0	0	0	0	40	40	0	0	0
Sains / Science	3	4	7	0	0	0	0	0	0	0	0	0
Agama / Religious	0	0	0	0	0	0	0	0	0	0	0	0
Program DVM Tahun 1 / VCM Year 1 Programme	0	0	0	0	0	0	0	0	0	0	0	0
Pendidikan Khas / Special Education	0	0	0	0	0	0	0	0	0	0	0	0
Prauniversiti / Pre-university	0	0	0	0	0	0	0	0	0	0	0	0
<b>Jumlah Kecil / Sub-total</b>	<b>52</b>	<b>91</b>	<b>143</b>	<b>0</b>	<b>0</b>	<b>0</b>	<b>0</b>	<b>40</b>	<b>40</b>	<b>0</b>	<b>0</b>	<b>0</b>
TINGKATAN 6 ATAS / FORM 6 UPPER												
Kemanusiaan / Humanities	56	80	136	0	0	0	0	47	47	0	0	0
Sains / Science	0	0	0	0	0	0	0	0	0	0	0	0
Agama / Religious	0	0	0	0	0	0	0	0	0	0	0	0
Program DVM Tahun 2 / VCM Year 2 Programme	0	0	0	0	0	0	0	0	0	0	0	0
Pendidikan Khas / Special Education	0	0	0	0	0	0	0	0	0	0	0	0
Prauniversiti / Pre-university	0	0	0	0	0	0	0	0	0	0	0	0
<b>Jumlah Kecil / Sub-total</b>	<b>56</b>	<b>80</b>	<b>136</b>	<b>0</b>	<b>0</b>	<b>0</b>	<b>0</b>	<b>47</b>	<b>47</b>	<b>0</b>	<b>0</b>	<b>0</b>
<b>Jumlah Lepas Menengah / Post Secondary Sub-total</b>	<b>108</b>	<b>171</b>	<b>279</b>	<b>0</b>	<b>0</b>	<b>0</b>	<b>0</b>	<b>87</b>	<b>87</b>	<b>0</b>	<b>0</b>	<b>0</b>
<b>JUMLAH BESAR / GRAND TOTAL</b>	<b>2,282</b>	<b>2,355</b>	<b>4,637</b>	<b>251</b>	<b>168</b>	<b>419</b>	<b>0</b>	<b>768</b>	<b>768</b>	<b>0</b>	<b>0</b>	<b>0</b>

Nota / Note:

\* Termasuk enrolmen Sekolah Model Khas, Sekolah Sukan, Sekolah Bimbingan Jalinan Kasih dan Sekolah Seni / Including enrolment in Special Model Schools, Sports Schools, Bimbingan Jalinan Kasih Schools and Arts Schools

\*\* Enrolmen Menengah Rendah termasuk murid pendidikan khas PPKI / Enrolment in Lower Secondary Schools includes pupils in SEIP

SABK GARS			Pendidikan Khas Special Education			Kolej Tingkatan 6 Form 6 College			Kolej Vokasional (KV) Vocational College (VC)			Jumlah Total			
J/T	L/M	P/F	J/T	L/M	P/F	J/T	L/M	P/F	J/T	L/M	P/F	J/T	L/M	P/F	J/T
0	0	0	0	0	0	0	0	0	0	0	0	0	24	4	28
0	0	0	0	0	0	0	0	0	0	0	0	0	467	439	906
0	0	0	0	0	0	0	0	0	0	0	0	0	18	158	176
0	0	0	0	0	0	0	0	0	0	0	0	0	0	0	0
0	0	0	0	0	0	0	0	0	0	0	0	0	458	445	903
0	0	0	0	0	0	0	0	0	0	0	0	0	13	132	145
0	0	0	0	0	0	0	0	0	0	0	0	0	11	7	18
0	0	0	0	0	0	0	0	0	0	0	0	0	508	462	970
0	0	0	0	0	0	0	0	0	0	0	0	0	10	152	162
0	0	0	0	0	0	0	0	0	0	0	0	0	5	10	15
0	0	0	0	0	0	0	0	0	0	0	0	0	54	30	84
0	0	0	0	0	0	0	0	0	0	0	0	0	0	0	0
0	0	0	0	0	0	0	0	0	0	0	0	0	1,568	1,839	3,407
0	0	0	0	0	0	0	0	0	0	0	0	0	197	312	509
0	0	0	0	0	0	0	0	0	0	0	0	0	111	207	318
0	0	0	0	0	0	0	0	0	0	0	0	0	0	0	0
0	0	0	0	0	0	0	0	0	0	0	0	0	17	9	26
0	0	0	0	0	0	0	0	0	0	0	0	0	12	3	15
0	0	0	0	0	0	0	0	0	0	0	0	0	90	86	176
0	0	0	0	0	0	0	0	0	0	0	0	0	0	0	0
0	0	0	0	0	0	0	0	0	0	0	0	0	0	0	0
0	0	0	0	0	0	0	0	0	0	0	0	0	0	0	0
0	0	0	0	0	0	0	0	0	0	143	59	202	143	59	202
0	0	0	0	0	0	0	0	0	0	0	0	0	0	0	0
0	0	0	0	0	0	0	0	0	0	143	59	202	570	676	1,246
0	0	0	0	0	0	0	0	0	0	0	0	0	211	291	502
0	0	0	0	0	0	0	0	0	0	0	0	0	123	202	325
0	0	0	0	0	0	0	0	0	0	0	0	0	0	0	0
0	0	0	0	0	0	0	0	0	0	0	0	0	14	6	20
0	0	0	0	0	0	0	0	0	0	0	0	0	24	1	25
0	0	0	0	0	0	0	0	0	0	0	0	0	58	77	135
0	0	0	0	0	0	0	0	0	0	0	0	0	0	0	0
0	0	0	0	0	0	0	0	0	0	0	0	0	0	0	0
0	0	0	0	0	0	0	0	0	0	0	0	0	0	0	0
0	0	0	0	0	0	0	0	0	0	0	0	0	0	0	0
0	0	0	0	0	0	0	0	0	0	0	0	0	0	0	0
0	0	0	0	0	0	0	0	0	0	141	113	254	141	113	254
0	0	0	0	0	0	0	0	0	0	0	0	0	0	0	0
0	0	0	0	0	0	0	0	0	0	141	113	254	571	690	1,261
0	0	0	0	0	0	0	0	0	0	284	172	456	1,141	1,366	2,507
0	0	0	0	0	0	0	0	0	0	284	172	456	2,709	3,205	5,914
0	0	0	0	0	0	0	0	0	0	0	0	0	49	127	176
0	0	0	0	0	0	0	0	0	0	0	0	0	3	4	7
0	0	0	0	0	0	0	0	0	0	0	0	0	0	0	0
0	0	0	0	0	0	0	0	0	0	100	73	173	100	73	173
0	0	0	0	0	0	0	0	0	0	0	0	0	0	0	0
0	0	0	0	0	0	0	0	0	0	0	0	0	0	0	0
0	0	0	0	0	0	0	0	0	0	100	73	173	152	204	356
0	0	0	0	0	0	0	0	0	0	0	0	0	56	127	183
0	0	0	0	0	0	0	0	0	0	0	0	0	0	0	0
0	0	0	0	0	0	0	0	0	0	0	0	0	0	0	0
0	0	0	0	0	0	0	0	0	0	0	0	0	0	0	0
0	0	0	0	0	0	0	0	0	0	145	95	240	145	95	240
0	0	0	0	0	0	0	0	0	0	0	0	0	0	0	0
0	0	0	0	0	0	0	0	0	0	0	0	0	0	0	0
0	0	0	0	0	0	0	0	0	0	145	95	240	201	222	423
0	0	0	0	0	0	0	0	0	0	245	168	413	353	426	779
0	0	0	0	0	0	0	0	0	0	529	340	869	3,062	3,631	6,693

1.8.8B ENROLMEN PERINGKAT MENENGAH DI SEKOLAH KERAJAAN DAN BANTUAN KERAJAAN LOKASI (LUAR BANDAR) SEPERTI PADA 30 JUN 2018  
ENROLMENT AT SECONDARY LEVEL IN GOVERNMENT AND GOVERNMENT-AIDED SCHOOLS BY LOCATION (RURAL) AS OF 30th JUNE 2018

PERLIS	*Biasa / Regular			Berasrama Penuh Fully Residential			Agama Religious			Teknik Technical	
	L / M	P / F	J / T	L / M	P / F	J / T	L / M	P / F	J / T	L / M	P / F
MENENGAH RENDAH / LOWER SECONDARY: **											
Kelas Peralihan / Remove Class	14	3	17	0	0	0	0	0	0	0	0
Tingkatan 1 / Form 1	1072	1004	2,076	0	0	0	0	0	0	0	0
Tingkatan 1 Agama / Form 1 Religious	54	81	135	0	0	0	52	27	79	0	0
Tingkatan 1 PAV / Form 1 PAV	0	0	0	0	0	0	0	0	0	0	0
Tingkatan 2 / Form 2	1033	933	1,966	0	0	0	0	0	0	0	0
Tingkatan 2 Agama / Form 2 Religious	42	69	111	0	0	0	55	29	84	0	0
Tingkatan 2 PAV / Form 2 PAV	18	18	36	0	0	0	0	0	0	0	0
Tingkatan 3 / Form 3	1011	990	2,001	0	0	0	0	0	0	0	0
Tingkatan 3 Agama / Form 3 Religious	33	89	122	0	0	0	75	28	103	0	0
Tingkatan 3 PAV / Form 3 PAV	21	4	25	0	0	0	0	0	0	0	0
KKBP / SCLD	204	97	301	0	0	0	0	0	0	0	0
SBJK Menengah Rendah / Lower Secondary BJKS	0	0	0	0	0	0	0	0	0	0	0
<b>Jumlah Menengah Rendah / Lower Secondary Sub-total</b>	<b>3,502</b>	<b>3,288</b>	<b>6,790</b>	<b>0</b>	<b>0</b>	<b>0</b>	<b>182</b>	<b>84</b>	<b>266</b>	<b>0</b>	<b>0</b>
MENENGAH ATAS / UPPER SECONDARY:											
TINGKATAN 4 / FORM 4											
Kemanusiaan / Humanities	518	658	1,176	0	0	0	23	19	42	0	0
Sains / Science	94	140	234	0	0	0	37	21	58	0	0
Agama / Religious	0	0	0	0	0	0	0	0	0	0	0
MPV / MPV	148	56	204	0	0	0	0	0	0	0	0
Program PVMA / PVMA Programme	17	5	22	0	0	0	0	0	0	0	0
Teknologi / Technology	178	180	358	0	0	0	0	0	0	0	0
Teknik / Technical	0	0	0	0	0	0	0	0	0	0	0
Kemahiran / Skills	0	0	0	0	0	0	0	0	0	0	0
Program Kemahiran Tahun 1 / Skills Programme Year 1	0	0	0	0	0	0	0	0	0	0	0
Program SVM Tahun 1 / VCM Year 1 Programme	0	0	0	0	0	0	0	0	0	0	0
Pendidikan Khas / Special Education	0	0	0	0	0	0	0	0	0	0	0
<b>Jumlah Kecil / Sub-total</b>	<b>955</b>	<b>1,039</b>	<b>1,994</b>	<b>0</b>	<b>0</b>	<b>0</b>	<b>60</b>	<b>40</b>	<b>100</b>	<b>0</b>	<b>0</b>
TINGKATAN 5 / FORM 5											
Kemanusiaan / Humanities	515	632	1,147	0	0	0	36	17	53	0	0
Sains / Science	104	179	283	0	0	0	41	22	63	0	0
Agama / Religious	0	0	0	0	0	0	0	0	0	0	0
MPV / MPV	142	34	176	0	0	0	0	0	0	0	0
Program PVMA / PVMA Programme	32	8	40	0	0	0	0	0	0	0	0
Teknologi / Technology	127	194	321	0	0	0	0	0	0	0	0
Teknik / Technical	0	0	0	0	0	0	0	0	0	0	0
Kemahiran / Skills	0	0	0	0	0	0	0	0	0	0	0
Program Kemahiran Tahun 2 / Skills Programme Year 2	0	0	0	0	0	0	0	0	0	0	0
SBJK Menengah Atas / Upper Secondary BJKS	0	0	0	0	0	0	0	0	0	0	0
Program SVM Tahun 2 / VCM Year 2 Programme	0	0	0	0	0	0	0	0	0	0	0
Pendidikan Khas / Special Education	0	0	0	0	0	0	0	0	0	0	0
<b>Jumlah Kecil / Sub-total</b>	<b>920</b>	<b>1,047</b>	<b>1,967</b>	<b>0</b>	<b>0</b>	<b>0</b>	<b>77</b>	<b>39</b>	<b>116</b>	<b>0</b>	<b>0</b>
<b>Jumlah Menengah Atas / Upper Secondary Sub-total</b>	<b>1,875</b>	<b>2,086</b>	<b>3,961</b>	<b>0</b>	<b>0</b>	<b>0</b>	<b>137</b>	<b>79</b>	<b>216</b>	<b>0</b>	<b>0</b>
<b>Jumlah Menengah / Secondary Sub-total</b>	<b>5,377</b>	<b>5,374</b>	<b>10,751</b>	<b>0</b>	<b>0</b>	<b>0</b>	<b>319</b>	<b>163</b>	<b>482</b>	<b>0</b>	<b>0</b>
LEPAS MENENGAH / POST SECONDARY:											
TINGKATAN 6 RENDAH / FORM 6 LOWER											
Kemanusiaan / Humanities	116	229	345	0	0	0	20	25	45	0	0
Sains / Science	1	6	7	0	0	0	0	0	0	0	0
Agama / Religious	0	0	0	0	0	0	0	0	0	0	0
Program DVM Tahun 1 / VCM Year 1 Programme	0	0	0	0	0	0	0	0	0	0	0
Pendidikan Khas / Special Education	0	0	0	0	0	0	0	0	0	0	0
Prauniversiti / Pre-university	0	0	0	0	0	0	0	0	0	0	0
<b>Jumlah Kecil / Sub-total</b>	<b>117</b>	<b>235</b>	<b>352</b>	<b>0</b>	<b>0</b>	<b>0</b>	<b>20</b>	<b>25</b>	<b>45</b>	<b>0</b>	<b>0</b>
TINGKATAN 6 ATAS / FORM 6 UPPER											
Kemanusiaan / Humanities	102	201	303	0	0	0	10	4	14	0	0
Sains / Science	0	7	7	0	0	0	0	0	0	0	0
Agama / Religious	0	0	0	0	0	0	0	0	0	0	0
Program DVM Tahun 2 / VCM Year 2 Programme	0	0	0	0	0	0	0	0	0	0	0
Pendidikan Khas / Special Education	0	0	0	0	0	0	0	0	0	0	0
Prauniversiti / Pre-university	0	0	0	0	0	0	0	0	0	0	0
<b>Jumlah Kecil / Sub-total</b>	<b>102</b>	<b>208</b>	<b>310</b>	<b>0</b>	<b>0</b>	<b>0</b>	<b>10</b>	<b>4</b>	<b>14</b>	<b>0</b>	<b>0</b>
<b>Jumlah Lepas Menengah / Post Secondary Sub-total</b>	<b>219</b>	<b>443</b>	<b>662</b>	<b>0</b>	<b>0</b>	<b>0</b>	<b>30</b>	<b>29</b>	<b>59</b>	<b>0</b>	<b>0</b>
<b>JUMLAH BESAR / GRAND TOTAL</b>	<b>5,596</b>	<b>5,817</b>	<b>11,413</b>	<b>0</b>	<b>0</b>	<b>0</b>	<b>349</b>	<b>192</b>	<b>541</b>	<b>0</b>	<b>0</b>

Nota / Note:

\* Termasuk enrolmen Sekolah Model Khas, Sekolah Sukan, Sekolah Bimbingan Jalinan Kasih dan Sekolah Seni / Including enrolment in Special Model Schools, Sports Schools, Bimbingan Jalinan Kasih Schools and Arts Schools

\*\* Enrolmen Menengah Rendah termasuk murid pendidikan khas PPKI / Enrolment in Lower Secondary Schools includes pupils in SEIP

SABK GARS			Pendidikan Khas Special Education			Kolej Tingkatan 6 Form 6 College			Kolej Vokasional (KV) Vocational College (VC)			Jumlah Total			
J/T	L/M	P/F	J/T	L/M	P/F	J/T	L/M	P/F	J/T	L/M	P/F	J/T	L/M	P/F	J/T
0	0	0	0	0	0	0	0	0	0	0	0	0	14	3	17
0	0	0	0	0	0	0	0	0	0	0	0	0	1,072	1,004	2,076
0	100	110	210	0	0	0	0	0	0	0	0	0	206	218	424
0	0	0	0	0	0	0	0	0	0	0	0	0	0	0	0
0	0	0	0	0	0	0	0	0	0	0	0	0	1,033	933	1,966
0	84	119	203	0	0	0	0	0	0	0	0	0	181	217	398
0	0	0	0	0	0	0	0	0	0	0	0	0	18	18	36
0	0	0	0	0	0	0	0	0	0	0	0	0	1,011	990	2,001
0	103	119	222	0	0	0	0	0	0	0	0	0	211	236	447
0	0	0	0	0	0	0	0	0	0	0	0	0	21	4	25
0	0	0	0	0	0	0	0	0	0	0	0	0	204	97	301
0	0	0	0	0	0	0	0	0	0	0	0	0	0	0	0
0	287	348	635	0	0	0	0	0	0	0	0	0	3,971	3,720	7,691
0	0	0	0	0	0	0	0	0	0	0	0	0	541	677	1,218
0	0	0	0	0	0	0	0	0	0	0	0	0	131	161	292
0	93	103	196	0	0	0	0	0	0	0	0	0	93	103	196
0	0	0	0	0	0	0	0	0	0	0	0	0	148	56	204
0	0	0	0	0	0	0	0	0	0	0	0	0	17	5	22
0	0	0	0	0	0	0	0	0	0	0	0	0	178	180	358
0	0	0	0	0	0	0	0	0	0	0	0	0	0	0	0
0	0	0	0	0	0	0	0	0	0	0	0	0	0	0	0
0	0	0	0	0	0	0	0	0	0	0	0	0	0	0	0
0	0	0	0	0	0	0	0	0	0	140	49	189	140	49	189
0	0	0	0	0	0	0	0	0	0	0	0	0	0	0	0
0	93	103	196	0	0	0	0	0	0	140	49	189	1,248	1,231	2,479
0	0	0	0	0	0	0	0	0	0	0	0	0	551	649	1,200
0	0	0	0	0	0	0	0	0	0	0	0	0	145	201	346
0	93	95	188	0	0	0	0	0	0	0	0	0	93	95	188
0	0	0	0	0	0	0	0	0	0	0	0	0	142	34	176
0	0	0	0	0	0	0	0	0	0	0	0	0	32	8	40
0	0	0	0	0	0	0	0	0	0	0	0	0	127	194	321
0	0	0	0	0	0	0	0	0	0	0	0	0	0	0	0
0	0	0	0	0	0	0	0	0	0	0	0	0	0	0	0
0	0	0	0	0	0	0	0	0	0	0	0	0	0	0	0
0	0	0	0	0	0	0	0	0	0	0	0	0	0	0	0
0	0	0	0	0	0	0	0	0	0	122	21	143	122	21	143
0	0	0	0	0	0	0	0	0	0	0	0	0	0	0	0
0	93	95	188	0	0	0	0	0	0	122	21	143	1,212	1,202	2,414
0	186	198	384	0	0	0	0	0	0	262	70	332	2,460	2,433	4,893
0	473	546	1,019	0	0	0	0	0	0	262	70	332	6,431	6,153	12,584
0	0	0	0	0	0	0	0	0	0	0	0	0	136	254	390
0	0	0	0	0	0	0	0	0	0	0	0	0	1	6	7
0	23	32	55	0	0	0	0	0	0	0	0	0	23	32	55
0	0	0	0	0	0	0	0	0	0	145	38	183	145	38	183
0	0	0	0	0	0	0	0	0	0	0	0	0	0	0	0
0	0	0	0	0	0	0	0	0	0	0	0	0	0	0	0
0	23	32	55	0	0	0	0	0	0	145	38	183	305	330	635
0	0	0	0	0	0	0	0	0	0	0	0	0	112	205	317
0	0	0	0	0	0	0	0	0	0	0	0	0	0	7	7
0	0	0	0	0	0	0	0	0	0	0	0	0	0	0	0
0	0	0	0	0	0	0	0	0	0	127	40	167	127	40	167
0	0	0	0	0	0	0	0	0	0	0	0	0	0	0	0
0	0	0	0	0	0	0	0	0	0	0	0	0	0	0	0
0	0	0	0	0	0	0	0	0	0	127	40	167	239	252	491
0	23	32	55	0	0	0	0	0	0	272	78	350	544	582	1,126
0	496	578	1,074	0	0	0	0	0	0	534	148	682	6,975	6,735	13,710

1.8.9 ENROLMEN PERINGKAT MENENGAH DI SEKOLAH KERAJAAN DAN BANTUAN KERAJAAN SEPerti PADA 30 JUN 2018  
ENROLMENT AT SECONDARY LEVEL IN GOVERNMENT AND GOVERNMENT-AIDED SCHOOLS AS OF 30th JUNE 2018

PULAU PINANG	*Biasa / Regular			Berasrama Penuh Fully Residential			Agama Religious			Teknik Technical		
	Tingkatan / Form	L / M	P / F	J / T	L / M	P / F	J / T	L / M	P / F	J / T	L / M	P / F
MENENGAH RENDAH / LOWER SECONDARY: **												
Kelas Peralihan / Remove Class	777	379	1,156	0	0	0	0	0	0	0	0	0
Tingkatan 1 / Form 1	8864	8396	17,260	141	151	292	0	0	0	0	0	0
Tingkatan 1 Agama / Form 1 Religious	180	363	543	0	0	0	196	274	470	0	0	0
Tingkatan 1 PAV / Form 1 PAV	0	0	0	0	0	0	0	0	0	0	0	0
Tingkatan 2 / Form 2	9156	8950	18,106	137	147	284	0	0	0	0	0	0
Tingkatan 2 Agama / Form 2 Religious	127	334	461	0	0	0	172	232	404	0	0	0
Tingkatan 2 PAV / Form 2 PAV	27	12	39	0	0	0	0	0	0	0	0	0
Tingkatan 3 / Form 3	8825	8699	17,524	150	142	292	0	0	0	0	0	0
Tingkatan 3 Agama / Form 3 Religious	195	388	583	0	0	0	221	284	505	0	0	0
Tingkatan 3 PAV / Form 3 PAV	24	16	40	0	0	0	0	0	0	0	0	0
KKBP / SCLD	851	407	1,258	0	0	0	0	0	0	0	0	0
SBJK Menengah Rendah / Lower Secondary BJKS	0	0	0	0	0	0	0	0	0	0	0	0
<b>Jumlah Menengah Rendah / Lower Secondary Sub-total</b>	<b>29,026</b>	<b>27,944</b>	<b>56,970</b>	<b>428</b>	<b>440</b>	<b>868</b>	<b>589</b>	<b>790</b>	<b>1,379</b>	<b>0</b>	<b>0</b>	<b>0</b>
MENENGAH ATAS / UPPER SECONDARY:												
TINGKATAN 4 / FORM 4												
Kemanusiaan / Humanities	4900	4842	9,742	0	0	0	55	47	102	0	0	0
Sains / Science	2428	2674	5,102	121	130	251	105	110	215	0	0	0
Agama / Religious	0	0	0	0	0	0	0	0	0	0	0	0
MPV / MPV	519	311	830	0	0	0	0	0	0	0	0	0
Program PVMA / PVMA Programme	7	19	26	0	0	0	0	0	0	0	0	0
Teknologi / Technology	654	878	1,532	0	0	0	14	51	65	0	0	0
Teknik / Technical	0	0	0	0	0	0	0	0	0	125	121	0
Kemahiran / Skills	0	0	0	0	0	0	0	0	0	0	0	0
Program Kemahiran Tahun 1 / Skills Programme Year 1	0	0	0	0	0	0	0	0	0	0	0	0
Program SVM Tahun 1 / VCM Year 1 Programme	0	0	0	0	0	0	0	0	0	0	0	0
Pendidikan Khas / Special Education	0	0	0	0	0	0	0	0	0	0	0	0
<b>Jumlah Kecil / Sub-total</b>	<b>8,508</b>	<b>8,724</b>	<b>17,232</b>	<b>121</b>	<b>130</b>	<b>251</b>	<b>174</b>	<b>208</b>	<b>382</b>	<b>125</b>	<b>121</b>	<b>0</b>
TINGKATAN 5 / FORM 5												
Kemanusiaan / Humanities	4644	5073	9,717	0	0	0	58	60	118	0	0	0
Sains / Science	2340	2866	5,206	97	119	216	123	156	279	0	0	0
Agama / Religious	0	0	0	0	0	0	0	0	0	0	0	0
MPV / MPV	465	301	766	0	0	0	0	0	0	0	0	0
Program PVMA / PVMA Programme	52	69	121	0	0	0	0	0	0	0	0	0
Teknologi / Technology	626	882	1,508	0	0	0	10	56	66	0	0	0
Teknik / Technical	0	0	0	0	0	0	0	0	0	142	121	0
Kemahiran / Skills	0	0	0	0	0	0	0	0	0	0	0	0
Program Kemahiran Tahun 2 / Skills Programme Year 2	0	0	0	0	0	0	0	0	0	0	0	0
SBJK Menengah Atas / Upper Secondary BJKS	0	0	0	0	0	0	0	0	0	0	0	0
Program SVM Tahun 2 / VCM Year 2 Programme	0	0	0	0	0	0	0	0	0	0	0	0
Pendidikan Khas / Special Education	0	0	0	0	0	0	0	0	0	0	0	0
<b>Jumlah Kecil / Sub-total</b>	<b>8,127</b>	<b>9,191</b>	<b>17,318</b>	<b>97</b>	<b>119</b>	<b>216</b>	<b>191</b>	<b>272</b>	<b>463</b>	<b>142</b>	<b>121</b>	<b>0</b>
<b>Jumlah Menengah Atas / Upper Secondary Sub-total</b>	<b>16,635</b>	<b>17,915</b>	<b>34,550</b>	<b>218</b>	<b>249</b>	<b>467</b>	<b>365</b>	<b>480</b>	<b>845</b>	<b>267</b>	<b>242</b>	<b>0</b>
<b>Jumlah Menengah / Secondary Sub-total</b>	<b>45,661</b>	<b>45,859</b>	<b>91,520</b>	<b>646</b>	<b>689</b>	<b>1,335</b>	<b>954</b>	<b>1,270</b>	<b>2,224</b>	<b>267</b>	<b>242</b>	<b>0</b>
LEPAS MENENGAH / POST SECONDARY:												
TINGKATAN 6 RENDAH / FORM 6 LOWER												
Kemanusiaan / Humanities	627	1329	1,956	0	0	0	29	50	79	0	0	0
Sains / Science	409	373	782	0	0	0	0	0	0	0	0	0
Agama / Religious	0	0	0	0	0	0	0	0	0	0	0	0
Program DVM Tahun 1 / VCM Year 1 Programme	0	0	0	0	0	0	0	0	0	0	0	0
Pendidikan Khas / Special Education	0	0	0	0	0	0	0	0	0	0	0	0
Prauniversiti / Pre-university	0	0	0	0	0	0	0	0	0	0	0	0
<b>Jumlah Kecil / Sub-total</b>	<b>1,036</b>	<b>1,702</b>	<b>2,738</b>	<b>0</b>	<b>0</b>	<b>0</b>	<b>29</b>	<b>50</b>	<b>79</b>	<b>0</b>	<b>0</b>	<b>0</b>
TINGKATAN 6 ATAS / FORM 6 UPPER												
Kemanusiaan / Humanities	403	1042	1,445	0	0	0	19	42	61	0	0	0
Sains / Science	336	257	593	0	0	0	0	0	0	0	0	0
Agama / Religious	0	0	0	0	0	0	0	0	0	0	0	0
Program DVM Tahun 2 / VCM Year 2 Programme	0	0	0	0	0	0	0	0	0	0	0	0
Pendidikan Khas / Special Education	0	0	0	0	0	0	0	0	0	0	0	0
Prauniversiti / Pre-university	0	0	0	0	0	0	0	0	0	0	0	0
<b>Jumlah Kecil / Sub-total</b>	<b>739</b>	<b>1,299</b>	<b>2,038</b>	<b>0</b>	<b>0</b>	<b>0</b>	<b>19</b>	<b>42</b>	<b>61</b>	<b>0</b>	<b>0</b>	<b>0</b>
<b>Jumlah Lepas Menengah / Post Secondary Sub-total</b>	<b>1,775</b>	<b>3,001</b>	<b>4,776</b>	<b>0</b>	<b>0</b>	<b>0</b>	<b>48</b>	<b>92</b>	<b>140</b>	<b>0</b>	<b>0</b>	<b>0</b>
<b>JUMLAH BESAR / GRAND TOTAL</b>	<b>47,436</b>	<b>48,860</b>	<b>96,296</b>	<b>646</b>	<b>689</b>	<b>1,335</b>	<b>1,002</b>	<b>1,362</b>	<b>2,364</b>	<b>267</b>	<b>242</b>	<b>0</b>

Nota / Note :

\* Termasuk enrolmen Sekolah Model Khas, Sekolah Sukan, Sekolah Bimbingan Jalinan Kasih dan Sekolah Seni / Including enrolment in Special Model Schools, Sports Schools, Bimbingan Jalinan Kasih Schools and Arts Schools

\*\* Enrolmen Menengah Rendah termasuk murid pendidikan khas PPKI / Enrolment in Lower Secondary Schools includes pupils in SEIP

SABK GARS			Pendidikan Khas Special Education			Kolej Tingkatan 6 Form 6 College			Kolej Vokasional (KV) Vocational College (VC)			Jumlah Total			
J/T	L/M	P/F	J/T	L/M	P/F	J/T	L/M	P/F	J/T	L/M	P/F	J/T	L/M	P/F	J/T
0	0	0	0	0	0	0	0	0	0	0	0	0	777	379	1,156
0	0	0	0	14	6	20	0	0	0	0	0	0	9,019	8,553	17,572
0	322	450	772	0	0	0	0	0	0	0	0	0	698	1,087	1,785
0	0	0	0	0	0	0	0	0	0	0	0	0	0	0	0
0	0	0	0	12	4	16	0	0	0	0	0	0	9,305	9,101	18,406
0	331	394	725	0	0	0	0	0	0	0	0	0	630	960	1,590
0	0	0	0	0	0	0	0	0	0	0	0	0	27	12	39
0	0	0	0	13	16	29	0	0	0	0	0	0	8,988	8,857	17,845
0	290	404	694	0	0	0	0	0	0	0	0	0	706	1,076	1,782
0	0	0	0	0	0	0	0	0	0	0	0	0	24	16	40
0	0	0	0	0	0	0	0	0	0	0	0	0	851	407	1,258
0	0	0	0	0	0	0	0	0	0	0	0	0	0	0	0
0	943	1,248	2,191	39	26	65	0	0	0	0	0	0	31,025	30,448	61,473
0	0	0	0	16	15	31	0	0	0	0	0	0	4,971	4,904	9,875
0	0	0	0	0	0	0	0	0	0	0	0	0	2,654	2,914	5,568
0	198	326	524	0	0	0	0	0	0	0	0	0	198	326	524
0	0	0	0	0	0	0	0	0	0	0	0	0	519	311	830
0	0	0	0	0	0	0	0	0	0	0	0	0	7	19	26
0	0	0	0	0	0	0	0	0	0	0	0	0	668	929	1,597
246	0	0	0	0	0	0	0	0	0	0	0	0	125	121	246
0	0	0	0	0	0	0	0	0	0	0	0	0	0	0	0
0	0	0	0	0	0	0	0	0	0	21	0	21	21	0	21
0	0	0	0	0	0	0	0	0	0	557	207	764	557	207	764
0	0	0	0	0	0	0	0	0	0	0	0	0	0	0	0
246	198	326	524	16	15	31	0	0	0	578	207	785	9,720	9,731	19,451
0	0	0	0	2	11	13	0	0	0	0	0	0	4,704	5,144	9,848
0	0	0	0	0	0	0	0	0	0	0	0	0	2,560	3,141	5,701
0	208	330	538	0	0	0	0	0	0	0	0	0	208	330	538
0	0	0	0	0	0	0	0	0	0	0	0	0	465	301	766
0	0	0	0	11	13	24	0	0	0	0	0	0	63	82	145
0	0	0	0	0	0	0	0	0	0	0	0	0	636	938	1,574
263	0	0	0	0	0	0	0	0	0	0	0	0	142	121	263
0	0	0	0	0	0	0	0	0	0	0	0	0	0	0	0
0	0	0	0	0	0	0	0	0	0	23	0	23	23	0	23
0	0	0	0	0	0	0	0	0	0	0	0	0	0	0	0
0	0	0	0	0	0	0	0	0	0	581	235	816	581	235	816
0	0	0	0	0	0	0	0	0	0	0	0	0	0	0	0
263	208	330	538	13	24	37	0	0	0	604	235	839	9,382	10,292	19,674
509	406	656	1,062	29	39	68	0	0	0	1,182	442	1,624	19,102	20,023	39,125
509	1,349	1,904	3,253	68	65	133	0	0	0	1,182	442	1,624	50,127	50,471	100,598
0	0	0	0	4	1	5	43	96	139	0	0	0	660	1,380	2,040
0	0	0	0	0	0	0	6	13	19	0	0	0	409	373	782
0	82	160	242	0	0	0	0	0	0	0	0	0	82	160	242
0	0	0	0	0	0	0	0	0	0	582	242	824	582	242	824
0	0	0	0	0	0	0	0	0	0	0	0	0	0	0	0
0	0	0	0	0	0	0	0	0	0	0	0	0	0	0	0
0	82	160	242	4	1	5	49	109	158	582	242	824	1,733	2,155	3,888
0	0	0	0	1	2	3	36	95	131	0	0	0	423	1,086	1,509
0	0	0	0	0	0	0	7	20	27	0	0	0	336	257	593
0	0	0	0	0	0	0	0	0	0	0	0	0	0	0	0
0	0	0	0	0	0	0	0	0	0	569	305	874	569	305	874
0	0	0	0	0	0	0	0	0	0	0	0	0	0	0	0
0	0	0	0	0	0	0	0	0	0	0	0	0	0	0	0
0	0	0	0	1	2	3	43	115	158	569	305	874	1,328	1,648	2,976
0	82	160	242	5	3	8	92	224	316	1,151	547	1,698	3,061	3,803	6,864
509	1,431	2,064	3,495	73	68	141	92	224	316	2,333	989	3,322	53,188	54,274	107,462

1.8.9A ENROLMEN PERINGKAT MENENGAH DI SEKOLAH KERAJAAN DAN BANTUAN KERAJAAN MENGIKUT LOKASI (BANDAR) SEPERTI PADA 30 JUN 2018  
ENROLMENT AT SECONDARY LEVEL IN GOVERNMENT AND GOVERNMENT-AIDED SCHOOLS BY LOCATION (URBAN) AS OF 30th JUNE 2018

PULAU PINANG	*Biasa / Regular			Berasrama Penuh Fully Residential			Agama Religious			Teknik Technical		
	Tingkatan / Form	L / M	P / F	J / T	L / M	P / F	J / T	L / M	P / F	J / T	L / M	P / F
MENENGAH RENDAH / LOWER SECONDARY: **												
Kelas Peralihan / Remove Class	385	178	563	0	0	0	0	0	0	0	0	0
Tingkatan 1 / Form 1	4462	4338	8,800	0	0	0	0	0	0	0	0	0
Tingkatan 1 Agama / Form 1 Religious	53	122	175	0	0	0	153	170	323	0	0	0
Tingkatan 1 PAV / Form 1 PAV	0	0	0	0	0	0	0	0	0	0	0	0
Tingkatan 2 / Form 2	4571	4688	9,259	0	0	0	0	0	0	0	0	0
Tingkatan 2 Agama / Form 2 Religious	32	103	135	0	0	0	134	153	287	0	0	0
Tingkatan 2 PAV / Form 2 PAV	14	7	21	0	0	0	0	0	0	0	0	0
Tingkatan 3 / Form 3	4395	4481	8,876	0	0	0	0	0	0	0	0	0
Tingkatan 3 Agama / Form 3 Religious	56	119	175	0	0	0	169	194	363	0	0	0
Tingkatan 3 PAV / Form 3 PAV	18	10	28	0	0	0	0	0	0	0	0	0
KKBP / SCLD	422	201	623	0	0	0	0	0	0	0	0	0
SBJK Menengah Rendah / Lower Secondary BJKS	0	0	0	0	0	0	0	0	0	0	0	0
<b>Jumlah Menengah Rendah / Lower Secondary Sub-total</b>	<b>14,408</b>	<b>14,247</b>	<b>28,655</b>	<b>0</b>	<b>0</b>	<b>0</b>	<b>456</b>	<b>517</b>	<b>973</b>	<b>0</b>	<b>0</b>	<b>0</b>
MENENGAH ATAS / UPPER SECONDARY:												
TINGKATAN 4 / FORM 4												
Kemanusiaan / Humanities	2320	2448	4,768	0	0	0	38	20	58	0	0	0
Sains / Science	1395	1466	2,861	0	0	0	62	69	131	0	0	0
Agama / Religious	0	0	0	0	0	0	0	0	0	0	0	0
MPV / MPV	176	115	291	0	0	0	0	0	0	0	0	0
Program PVMA / PVMA Programme	3	10	13	0	0	0	0	0	0	0	0	0
Teknologi / Technology	305	448	753	0	0	0	14	51	65	0	0	0
Teknik / Technical	0	0	0	0	0	0	0	0	0	125	121	0
Kemahiran / Skills	0	0	0	0	0	0	0	0	0	0	0	0
Program Kemahiran Tahun 1 / Skills Programme Year 1	0	0	0	0	0	0	0	0	0	0	0	0
Program SVM Tahun 1 / VCM Year 1 Programme	0	0	0	0	0	0	0	0	0	0	0	0
Pendidikan Khas / Special Education	0	0	0	0	0	0	0	0	0	0	0	0
<b>Jumlah Kecil / Sub-total</b>	<b>4,199</b>	<b>4,487</b>	<b>8,686</b>	<b>0</b>	<b>0</b>	<b>0</b>	<b>114</b>	<b>140</b>	<b>254</b>	<b>125</b>	<b>121</b>	<b>0</b>
TINGKATAN 5 / FORM 5												
Kemanusiaan / Humanities	2207	2609	4,816	0	0	0	41	19	60	0	0	0
Sains / Science	1371	1564	2,935	0	0	0	72	91	163	0	0	0
Agama / Religious	0	0	0	0	0	0	0	0	0	0	0	0
MPV / MPV	166	100	266	0	0	0	0	0	0	0	0	0
Program PVMA / PVMA Programme	3	24	27	0	0	0	0	0	0	0	0	0
Teknologi / Technology	359	438	797	0	0	0	10	56	66	0	0	0
Teknik / Technical	0	0	0	0	0	0	0	0	0	142	121	0
Kemahiran / Skills	0	0	0	0	0	0	0	0	0	0	0	0
Program Kemahiran Tahun 2 / Skills Programme Year 2	0	0	0	0	0	0	0	0	0	0	0	0
SBJK Menengah Atas / Upper Secondary BJKS	0	0	0	0	0	0	0	0	0	0	0	0
Program SVM Tahun 2 / VCM Year 2 Programme	0	0	0	0	0	0	0	0	0	0	0	0
Pendidikan Khas / Special Education	0	0	0	0	0	0	0	0	0	0	0	0
<b>Jumlah Kecil / Sub-total</b>	<b>4,106</b>	<b>4,735</b>	<b>8,841</b>	<b>0</b>	<b>0</b>	<b>0</b>	<b>123</b>	<b>166</b>	<b>289</b>	<b>142</b>	<b>121</b>	<b>0</b>
<b>Jumlah Menengah Atas / Upper Secondary Sub-total</b>	<b>8,305</b>	<b>9,222</b>	<b>17,527</b>	<b>0</b>	<b>0</b>	<b>0</b>	<b>237</b>	<b>306</b>	<b>543</b>	<b>267</b>	<b>242</b>	<b>0</b>
<b>Jumlah Menengah / Secondary Sub-total</b>	<b>22,713</b>	<b>23,469</b>	<b>46,182</b>	<b>0</b>	<b>0</b>	<b>0</b>	<b>693</b>	<b>823</b>	<b>1,516</b>	<b>267</b>	<b>242</b>	<b>0</b>
LEPAS MENENGAH / POST SECONDARY:												
TINGKATAN 6 RENDAH / FORM 6 LOWER												
Kemanusiaan / Humanities	344	718	1,062	0	0	0	22	22	44	0	0	0
Sains / Science	256	214	470	0	0	0	0	0	0	0	0	0
Agama / Religious	0	0	0	0	0	0	0	0	0	0	0	0
Program DVM Tahun 1 / VCM Year 1 Programme	0	0	0	0	0	0	0	0	0	0	0	0
Pendidikan Khas / Special Education	0	0	0	0	0	0	0	0	0	0	0	0
Prauniversiti / Pre-university	0	0	0	0	0	0	0	0	0	0	0	0
<b>Jumlah Kecil / Sub-total</b>	<b>600</b>	<b>932</b>	<b>1,532</b>	<b>0</b>	<b>0</b>	<b>0</b>	<b>22</b>	<b>22</b>	<b>44</b>	<b>0</b>	<b>0</b>	<b>0</b>
TINGKATAN 6 ATAS / FORM 6 UPPER												
Kemanusiaan / Humanities	183	623	806	0	0	0	17	22	39	0	0	0
Sains / Science	220	150	370	0	0	0	0	0	0	0	0	0
Agama / Religious	0	0	0	0	0	0	0	0	0	0	0	0
Program DVM Tahun 2 / VCM Year 2 Programme	0	0	0	0	0	0	0	0	0	0	0	0
Pendidikan Khas / Special Education	0	0	0	0	0	0	0	0	0	0	0	0
Prauniversiti / Pre-university	0	0	0	0	0	0	0	0	0	0	0	0
<b>Jumlah Kecil / Sub-total</b>	<b>403</b>	<b>773</b>	<b>1,176</b>	<b>0</b>	<b>0</b>	<b>0</b>	<b>17</b>	<b>22</b>	<b>39</b>	<b>0</b>	<b>0</b>	<b>0</b>
<b>Jumlah Lepas Menengah / Post Secondary Sub-total</b>	<b>1,003</b>	<b>1,705</b>	<b>2,708</b>	<b>0</b>	<b>0</b>	<b>0</b>	<b>39</b>	<b>44</b>	<b>83</b>	<b>0</b>	<b>0</b>	<b>0</b>
<b>JUMLAH BESAR / GRAND TOTAL</b>	<b>23,716</b>	<b>25,174</b>	<b>48,890</b>	<b>0</b>	<b>0</b>	<b>0</b>	<b>732</b>	<b>867</b>	<b>1,599</b>	<b>267</b>	<b>242</b>	<b>0</b>

Nota / Note:

\* Termasuk enrolmen Sekolah Model Khas, Sekolah Sukan, Sekolah Bimbingan Jalinan Kasih dan Sekolah Seni / Including enrolment in Special Model Schools, Sports Schools, Bimbingan Jalinan Kasih Schools and Arts Schools

\*\* Enrolmen Menengah Rendah termasuk murid pendidikan khas PPKI / Enrolment in Lower Secondary Schools includes pupils in SEIP

SABK GARS			Pendidikan Khas Special Education			Kolej Tingkatan 6 Form 6 College			Kolej Vokasional (KV) Vocational College (VC)			Jumlah Total			
J/T	L/M	P/F	J/T	L/M	P/F	J/T	L/M	P/F	J/T	L/M	P/F	J/T	L/M	P/F	J/T
0	0	0	0	0	0	0	0	0	0	0	0	0	385	178	563
0	0	0	0	14	6	20	0	0	0	0	0	0	4,476	4,344	8,820
0	122	229	351	0	0	0	0	0	0	0	0	0	328	521	849
0	0	0	0	0	0	0	0	0	0	0	0	0	0	0	0
0	0	0	0	12	4	16	0	0	0	0	0	0	4,583	4,692	9,275
0	140	196	336	0	0	0	0	0	0	0	0	0	306	452	758
0	0	0	0	0	0	0	0	0	0	0	0	0	14	7	21
0	0	0	0	13	16	29	0	0	0	0	0	0	4,408	4,497	8,905
0	118	175	293	0	0	0	0	0	0	0	0	0	343	488	831
0	0	0	0	0	0	0	0	0	0	0	0	0	18	10	28
0	0	0	0	0	0	0	0	0	0	0	0	0	422	201	623
0	0	0	0	0	0	0	0	0	0	0	0	0	0	0	0
0	380	600	980	39	26	65	0	0	0	0	0	0	15,283	15,390	30,673
0	0	0	0	16	15	31	0	0	0	0	0	0	2,374	2,483	4,857
0	0	0	0	0	0	0	0	0	0	0	0	0	1,457	1,535	2,992
0	80	142	222	0	0	0	0	0	0	0	0	0	80	142	222
0	0	0	0	0	0	0	0	0	0	0	0	0	176	115	291
0	0	0	0	0	0	0	0	0	0	0	0	0	3	10	13
0	0	0	0	0	0	0	0	0	0	0	0	0	319	499	818
246	0	0	0	0	0	0	0	0	0	0	0	0	125	121	246
0	0	0	0	0	0	0	0	0	0	0	0	0	0	0	0
0	0	0	0	0	0	0	0	0	0	8	0	8	8	0	8
0	0	0	0	0	0	0	0	0	0	225	79	304	225	79	304
0	0	0	0	0	0	0	0	0	0	0	0	0	0	0	0
246	80	142	222	16	15	31	0	0	0	233	79	312	4,767	4,984	9,751
0	0	0	0	2	11	13	0	0	0	0	0	0	2,250	2,639	4,889
0	0	0	0	0	0	0	0	0	0	0	0	0	1,443	1,655	3,098
0	83	168	251	0	0	0	0	0	0	0	0	0	83	168	251
0	0	0	0	0	0	0	0	0	0	0	0	0	166	100	266
0	0	0	0	11	13	24	0	0	0	0	0	0	14	37	51
0	0	0	0	0	0	0	0	0	0	0	0	0	369	494	863
263	0	0	0	0	0	0	0	0	0	0	0	0	142	121	263
0	0	0	0	0	0	0	0	0	0	0	0	0	0	0	0
0	0	0	0	0	0	0	0	0	0	15	0	15	15	0	15
0	0	0	0	0	0	0	0	0	0	0	0	0	0	0	0
0	0	0	0	0	0	0	0	0	0	236	80	316	236	80	316
0	0	0	0	0	0	0	0	0	0	0	0	0	0	0	0
263	83	168	251	13	24	37	0	0	0	251	80	331	4,718	5,294	10,012
509	163	310	473	29	39	68	0	0	0	484	159	643	9,485	10,278	19,763
509	543	910	1,453	68	65	133	0	0	0	484	159	643	24,768	25,668	50,436
0	0	0	0	4	1	5	43	96	139	0	0	0	370	741	1,111
0	0	0	0	0	0	0	6	13	19	0	0	0	256	214	470
0	42	80	122	0	0	0	0	0	0	0	0	0	42	80	122
0	0	0	0	0	0	0	0	0	0	232	88	320	232	88	320
0	0	0	0	0	0	0	0	0	0	0	0	0	0	0	0
0	0	0	0	0	0	0	0	0	0	0	0	0	0	0	0
0	42	80	122	4	1	5	49	109	158	232	88	320	900	1,123	2,023
0	0	0	0	1	2	3	36	95	131	0	0	0	201	647	848
0	0	0	0	0	0	0	7	20	27	0	0	0	220	150	370
0	0	0	0	0	0	0	0	0	0	0	0	0	0	0	0
0	0	0	0	0	0	0	0	0	0	222	106	328	222	106	328
0	0	0	0	0	0	0	0	0	0	0	0	0	0	0	0
0	0	0	0	0	0	0	0	0	0	0	0	0	0	0	0
0	0	0	0	1	2	3	43	115	158	222	106	328	643	903	1,546
0	42	80	122	5	3	8	92	224	316	454	194	648	1,543	2,026	3,569
509	585	990	1,575	73	68	141	92	224	316	938	353	1,291	26,311	27,694	54,005

1.8.9B ENROLMEN PERINGKAT MENENGAH DI SEKOLAH KERAJAAN DAN BANTUAN KERAJAAN LOKASI (LUAR BANDAR) SEPERTI PADA 30 JUN 2018  
ENROLMENT AT SECONDARY LEVEL IN GOVERNMENT AND GOVERNMENT-AIDED SCHOOLS BY LOCATION (RURAL) AS OF 30th JUNE 2018

PULAU PINANG	*Biasa / Regular			Berasrama Penuh Fully Residential			Agama Religious			Teknik Technical		
	Tingkatan / Form	L / M	P / F	J / T	L / M	P / F	J / T	L / M	P / F	J / T	L / M	P / F
MENENGAH RENDAH / LOWER SECONDARY: **												
Kelas Peralihan / Remove Class	392	201	593	0	0	0	0	0	0	0	0	0
Tingkatan 1 / Form 1	4402	4058	8,460	141	151	292	0	0	0	0	0	0
Tingkatan 1 Agama / Form 1 Religious	127	241	368	0	0	0	43	104	147	0	0	0
Tingkatan 1 PAV / Form 1 PAV	0	0	0	0	0	0	0	0	0	0	0	0
Tingkatan 2 / Form 2	4585	4262	8,847	137	147	284	0	0	0	0	0	0
Tingkatan 2 Agama / Form 2 Religious	95	231	326	0	0	0	38	79	117	0	0	0
Tingkatan 2 PAV / Form 2 PAV	13	5	18	0	0	0	0	0	0	0	0	0
Tingkatan 3 / Form 3	4430	4218	8,648	150	142	292	0	0	0	0	0	0
Tingkatan 3 Agama / Form 3 Religious	139	269	408	0	0	0	52	90	142	0	0	0
Tingkatan 3 PAV / Form 3 PAV	6	6	12	0	0	0	0	0	0	0	0	0
KKBP / SCLD	429	206	635	0	0	0	0	0	0	0	0	0
SBJK Menengah Rendah / Lower Secondary BJKS	0	0	0	0	0	0	0	0	0	0	0	0
<b>Jumlah Menengah Rendah / Lower Secondary Sub-total</b>	<b>14,618</b>	<b>13,697</b>	<b>28,315</b>	<b>428</b>	<b>440</b>	<b>868</b>	<b>133</b>	<b>273</b>	<b>406</b>	<b>0</b>	<b>0</b>	<b>0</b>
MENENGAH ATAS / UPPER SECONDARY:												
TINGKATAN 4 / FORM 4												
Kemanusiaan / Humanities	2580	2394	4,974	0	0	0	17	27	44	0	0	0
Sains / Science	1033	1208	2,241	121	130	251	43	41	84	0	0	0
Agama / Religious	0	0	0	0	0	0	0	0	0	0	0	0
MPV / MPV	343	196	539	0	0	0	0	0	0	0	0	0
Program PVMA/ PVMA Programme	4	9	13	0	0	0	0	0	0	0	0	0
Teknologi / Technology	349	430	779	0	0	0	0	0	0	0	0	0
Teknik / Technical	0	0	0	0	0	0	0	0	0	0	0	0
Kemahiran / Skills	0	0	0	0	0	0	0	0	0	0	0	0
Program Kemahiran Tahun 1 / Skills Programme Year 1	0	0	0	0	0	0	0	0	0	0	0	0
Program SVM Tahun 1 / VCM Year 1 Programme	0	0	0	0	0	0	0	0	0	0	0	0
Pendidikan Khas / Special Education	0	0	0	0	0	0	0	0	0	0	0	0
<b>Jumlah Kecil / Sub-total</b>	<b>4,309</b>	<b>4,237</b>	<b>8,546</b>	<b>121</b>	<b>130</b>	<b>251</b>	<b>60</b>	<b>68</b>	<b>128</b>	<b>0</b>	<b>0</b>	<b>0</b>
TINGKATAN 5 / FORM 5												
Kemanusiaan / Humanities	2437	2464	4,901	0	0	0	17	41	58	0	0	0
Sains / Science	969	1302	2,271	97	119	216	51	65	116	0	0	0
Agama / Religious	0	0	0	0	0	0	0	0	0	0	0	0
MPV / MPV	299	201	500	0	0	0	0	0	0	0	0	0
Program PVMA/ PVMA Programme	49	45	94	0	0	0	0	0	0	0	0	0
Teknologi / Technology	267	444	711	0	0	0	0	0	0	0	0	0
Teknik / Technical	0	0	0	0	0	0	0	0	0	0	0	0
Kemahiran / Skills	0	0	0	0	0	0	0	0	0	0	0	0
Program Kemahiran Tahun 2 / Skills Programme Year 2	0	0	0	0	0	0	0	0	0	0	0	0
SBJK Menengah Atas / Upper Secondary BJKS	0	0	0	0	0	0	0	0	0	0	0	0
Program SVM Tahun 2 / VCM Year 2 Programme	0	0	0	0	0	0	0	0	0	0	0	0
Pendidikan Khas / Special Education	0	0	0	0	0	0	0	0	0	0	0	0
<b>Jumlah Kecil / Sub-total</b>	<b>4,021</b>	<b>4,456</b>	<b>8,477</b>	<b>97</b>	<b>119</b>	<b>216</b>	<b>68</b>	<b>106</b>	<b>174</b>	<b>0</b>	<b>0</b>	<b>0</b>
<b>Jumlah Menengah Atas / Upper Secondary Sub-total</b>	<b>8,330</b>	<b>8,693</b>	<b>17,023</b>	<b>218</b>	<b>249</b>	<b>467</b>	<b>128</b>	<b>174</b>	<b>302</b>	<b>0</b>	<b>0</b>	<b>0</b>
<b>Jumlah Menengah / Secondary Sub-total</b>	<b>22,948</b>	<b>22,390</b>	<b>45,338</b>	<b>646</b>	<b>689</b>	<b>1,335</b>	<b>261</b>	<b>447</b>	<b>708</b>	<b>0</b>	<b>0</b>	<b>0</b>
LEPAS MENENGAH / POST SECONDARY:												
TINGKATAN 6 RENDAH / FORM 6 LOWER												
Kemanusiaan / Humanities	283	611	894	0	0	0	7	28	35	0	0	0
Sains / Science	153	159	312	0	0	0	0	0	0	0	0	0
Agama / Religious	0	0	0	0	0	0	0	0	0	0	0	0
Program DVM Tahun 1 / VCM Year 1 Programme	0	0	0	0	0	0	0	0	0	0	0	0
Pendidikan Khas / Special Education	0	0	0	0	0	0	0	0	0	0	0	0
Prauniversiti / Pre-university	0	0	0	0	0	0	0	0	0	0	0	0
<b>Jumlah Kecil / Sub-total</b>	<b>436</b>	<b>770</b>	<b>1,206</b>	<b>0</b>	<b>0</b>	<b>0</b>	<b>7</b>	<b>28</b>	<b>35</b>	<b>0</b>	<b>0</b>	<b>0</b>
TINGKATAN 6 ATAS / FORM 6 UPPER												
Kemanusiaan / Humanities	220	419	639	0	0	0	2	20	22	0	0	0
Sains / Science	116	107	223	0	0	0	0	0	0	0	0	0
Agama / Religious	0	0	0	0	0	0	0	0	0	0	0	0
Program DVM Tahun 2 / VCM Year 2 Programme	0	0	0	0	0	0	0	0	0	0	0	0
Pendidikan Khas / Special Education	0	0	0	0	0	0	0	0	0	0	0	0
Prauniversiti / Pre-university	0	0	0	0	0	0	0	0	0	0	0	0
<b>Jumlah Kecil / Sub-total</b>	<b>336</b>	<b>526</b>	<b>862</b>	<b>0</b>	<b>0</b>	<b>0</b>	<b>2</b>	<b>20</b>	<b>22</b>	<b>0</b>	<b>0</b>	<b>0</b>
<b>Jumlah Lepas Menengah / Post Secondary Sub-total</b>	<b>772</b>	<b>1,296</b>	<b>2,068</b>	<b>0</b>	<b>0</b>	<b>0</b>	<b>9</b>	<b>48</b>	<b>57</b>	<b>0</b>	<b>0</b>	<b>0</b>
<b>JUMLAH BESAR / GRAND TOTAL</b>	<b>23,720</b>	<b>23,686</b>	<b>47,406</b>	<b>646</b>	<b>689</b>	<b>1,335</b>	<b>270</b>	<b>495</b>	<b>765</b>	<b>0</b>	<b>0</b>	<b>0</b>

Nota / Note:

\* Termasuk enrolmen Sekolah Model Khas, Sekolah Sukan, Sekolah Bimbingan Jalinan Kasih dan Sekolah Seni / Including enrolment in Special Model Schools, Sports Schools, Bimbingan Jalinan Kasih Schools and Arts Schools

\*\* Enrolmen Menengah Rendah termasuk murid pendidikan khas PPKI / Enrolment in Lower Secondary Schools includes pupils in SEIP

SABK GARS			Pendidikan Khas Special Education			Kolej Tingkatan 6 Form 6 College			Kolej Vokasional (KV) Vocational College (VC)			Jumlah Total			
J/T	L/M	P/F	J/T	L/M	P/F	J/T	L/M	P/F	J/T	L/M	P/F	J/T	L/M	P/F	J/T
0	0	0	0	0	0	0	0	0	0	0	0	0	392	201	593
0	0	0	0	0	0	0	0	0	0	0	0	0	4,543	4,209	8,752
0	200	221	421	0	0	0	0	0	0	0	0	0	370	566	936
0	0	0	0	0	0	0	0	0	0	0	0	0	0	0	0
0	0	0	0	0	0	0	0	0	0	0	0	0	4,722	4,409	9,131
0	191	198	389	0	0	0	0	0	0	0	0	0	324	508	832
0	0	0	0	0	0	0	0	0	0	0	0	0	13	5	18
0	0	0	0	0	0	0	0	0	0	0	0	0	4,580	4,360	8,940
0	172	229	401	0	0	0	0	0	0	0	0	0	363	588	951
0	0	0	0	0	0	0	0	0	0	0	0	0	6	6	12
0	0	0	0	0	0	0	0	0	0	0	0	0	429	206	635
0	0	0	0	0	0	0	0	0	0	0	0	0	0	0	0
0	563	648	1,211	0	0	0	0	0	0	0	0	0	15,742	15,058	30,800
0	0	0	0	0	0	0	0	0	0	0	0	0	2,597	2,421	5,018
0	0	0	0	0	0	0	0	0	0	0	0	0	1,197	1,379	2,576
0	118	184	302	0	0	0	0	0	0	0	0	0	118	184	302
0	0	0	0	0	0	0	0	0	0	0	0	0	343	196	539
0	0	0	0	0	0	0	0	0	0	0	0	0	4	9	13
0	0	0	0	0	0	0	0	0	0	0	0	0	349	430	779
0	0	0	0	0	0	0	0	0	0	0	0	0	0	0	0
0	0	0	0	0	0	0	0	0	0	0	0	0	0	0	0
0	0	0	0	0	0	0	0	0	0	13	0	13	13	0	13
0	0	0	0	0	0	0	0	0	0	332	128	460	332	128	460
0	0	0	0	0	0	0	0	0	0	0	0	0	0	0	0
0	118	184	302	0	0	0	0	0	0	345	128	473	4,953	4,747	9,700
0	0	0	0	0	0	0	0	0	0	0	0	0	2,454	2,505	4,959
0	0	0	0	0	0	0	0	0	0	0	0	0	1,117	1,486	2,603
0	125	162	287	0	0	0	0	0	0	0	0	0	125	162	287
0	0	0	0	0	0	0	0	0	0	0	0	0	299	201	500
0	0	0	0	0	0	0	0	0	0	0	0	0	49	45	94
0	0	0	0	0	0	0	0	0	0	0	0	0	267	444	711
0	0	0	0	0	0	0	0	0	0	0	0	0	0	0	0
0	0	0	0	0	0	0	0	0	0	0	0	0	0	0	0
0	0	0	0	0	0	0	0	0	0	8	0	8	8	0	8
0	0	0	0	0	0	0	0	0	0	0	0	0	0	0	0
0	0	0	0	0	0	0	0	0	0	345	155	500	345	155	500
0	0	0	0	0	0	0	0	0	0	0	0	0	0	0	0
0	125	162	287	0	0	0	0	0	0	353	155	508	4,664	4,998	9,662
0	243	346	589	0	0	0	0	0	0	698	283	981	9,617	9,745	19,362
0	806	994	1,800	0	0	0	0	0	0	698	283	981	25,359	24,803	50,162
0	0	0	0	0	0	0	0	0	0	0	0	0	290	639	929
0	0	0	0	0	0	0	0	0	0	0	0	0	153	159	312
0	40	80	120	0	0	0	0	0	0	0	0	0	40	80	120
0	0	0	0	0	0	0	0	0	0	350	154	504	350	154	504
0	0	0	0	0	0	0	0	0	0	0	0	0	0	0	0
0	0	0	0	0	0	0	0	0	0	0	0	0	0	0	0
0	40	80	120	0	0	0	0	0	0	350	154	504	833	1,032	1,865
0	0	0	0	0	0	0	0	0	0	0	0	0	222	439	661
0	0	0	0	0	0	0	0	0	0	0	0	0	116	107	223
0	0	0	0	0	0	0	0	0	0	0	0	0	0	0	0
0	0	0	0	0	0	0	0	0	0	347	199	546	347	199	546
0	0	0	0	0	0	0	0	0	0	0	0	0	0	0	0
0	0	0	0	0	0	0	0	0	0	0	0	0	0	0	0
0	0	0	0	0	0	0	0	0	0	347	199	546	685	745	1,430
0	40	80	120	0	0	0	0	0	0	697	353	1,050	1,518	1,777	3,295
0	846	1,074	1,920	0	0	0	0	0	0	1,395	636	2,031	26,877	26,580	53,457

1.8.10 ENROLMEN PERINGKAT MENENGAH DI SEKOLAH KERAJAAN DAN BANTUAN KERAJAAN SEPerti PADA 30 JUN 2018  
ENROLMENT AT SECONDARY LEVEL IN GOVERNMENT AND GOVERNMENT-AIDED SCHOOLS AS OF 30th JUNE 2018

SABAH	*Biasa / Regular			Berasrama Penuh Fully Residential			Agama Religious			Teknik Technical		
	Tingkatan / Form	L / M	P / F	J / T	L / M	P / F	J / T	L / M	P / F	J / T	L / M	P / F
MENENGAH RENDAH / LOWER SECONDARY: **												
Kelas Peralihan / Remove Class	294	121	415	0	0	0	0	0	0	0	0	0
Tingkatan 1 / Form 1	19045	17991	37,036	118	110	228	0	0	0	0	0	0
Tingkatan 1 Agama / Form 1 Religious	483	812	1,295	0	0	0	459	527	986	0	0	0
Tingkatan 1 PAV / Form 1 PAV	0	0	0	0	0	0	0	0	0	0	0	0
Tingkatan 2 / Form 2	18901	17880	36,781	99	110	209	0	0	0	0	0	0
Tingkatan 2 Agama / Form 2 Religious	473	790	1,263	0	0	0	395	502	897	0	0	0
Tingkatan 2 PAV / Form 2 PAV	59	18	77	0	0	0	0	0	0	0	0	0
Tingkatan 3 / Form 3	17381	17006	34,387	85	94	179	0	0	0	0	0	0
Tingkatan 3 Agama / Form 3 Religious	456	789	1,245	0	0	0	390	529	919	0	0	0
Tingkatan 3 PAV / Form 3 PAV	48	13	61	0	0	0	0	0	0	0	0	0
KKBP / SCLD	1589	713	2,302	0	0	0	0	0	0	0	0	0
SBJK Menengah Rendah / Lower Secondary BJKS	0	0	0	0	0	0	0	0	0	0	0	0
<b>Jumlah Menengah Rendah / Lower Secondary Sub-total</b>	<b>58,729</b>	<b>56,133</b>	<b>114,862</b>	<b>302</b>	<b>314</b>	<b>616</b>	<b>1,244</b>	<b>1,558</b>	<b>2,802</b>	<b>0</b>	<b>0</b>	<b>0</b>
MENENGAH ATAS / UPPER SECONDARY:												
TINGKATAN 4 / FORM 4												
Kemanusiaan / Humanities	13121	12497	25,618	0	0	0	150	234	384	0	0	0
Sains / Science	1891	3251	5,142	83	110	193	127	174	301	0	0	0
Agama / Religious	0	0	0	0	0	0	0	0	0	0	0	0
MPV / MPV	558	308	866	0	0	0	0	0	0	0	0	0
Program PVMA / PVMA Programme	46	41	87	0	0	0	0	0	0	0	0	0
Teknologi / Technology	909	1350	2,259	0	0	0	21	21	42	0	0	0
Teknik / Technical	0	0	0	0	0	0	0	0	0	0	0	0
Kemahiran / Skills	0	0	0	0	0	0	0	0	0	0	0	0
Program Kemahiran Tahun 1 / Skills Programme Year 1	0	0	0	0	0	0	0	0	0	0	0	0
Program SVM Tahun 1 / VCM Year 1 Programme	0	0	0	0	0	0	0	0	0	0	0	0
Pendidikan Khas / Special Education	0	0	0	0	0	0	0	0	0	0	0	0
<b>Jumlah Kecil / Sub-total</b>	<b>16,525</b>	<b>17,447</b>	<b>33,972</b>	<b>83</b>	<b>110</b>	<b>193</b>	<b>298</b>	<b>429</b>	<b>727</b>	<b>0</b>	<b>0</b>	<b>0</b>
TINGKATAN 5 / FORM 5												
Kemanusiaan / Humanities	12384	12361	24,745	0	0	0	159	210	369	0	0	0
Sains / Science	1916	3266	5,182	54	92	146	103	162	265	0	0	0
Agama / Religious	0	0	0	0	0	0	0	0	0	0	0	0
MPV / MPV	469	283	752	0	0	0	0	0	0	0	0	0
Program PVMA / PVMA Programme	166	99	265	0	0	0	0	0	0	0	0	0
Teknologi / Technology	919	1303	2,222	0	0	0	23	25	48	0	0	0
Teknik / Technical	0	0	0	0	0	0	0	0	0	0	0	0
Kemahiran / Skills	0	0	0	0	0	0	0	0	0	0	0	0
Program Kemahiran Tahun 2 / Skills Programme Year 2	0	0	0	0	0	0	0	0	0	0	0	0
SBJK Menengah Atas / Upper Secondary BJKS	0	0	0	0	0	0	0	0	0	0	0	0
Program SVM Tahun 2 / VCM Year 2 Programme	0	0	0	0	0	0	0	0	0	0	0	0
Pendidikan Khas / Special Education	0	0	0	0	0	0	0	0	0	0	0	0
<b>Jumlah Kecil / Sub-total</b>	<b>15,854</b>	<b>17,312</b>	<b>33,166</b>	<b>54</b>	<b>92</b>	<b>146</b>	<b>285</b>	<b>397</b>	<b>682</b>	<b>0</b>	<b>0</b>	<b>0</b>
<b>Jumlah Menengah Atas / Upper Secondary Sub-total</b>	<b>32,379</b>	<b>34,759</b>	<b>67,138</b>	<b>137</b>	<b>202</b>	<b>339</b>	<b>583</b>	<b>826</b>	<b>1,409</b>	<b>0</b>	<b>0</b>	<b>0</b>
<b>Jumlah Menengah / Secondary Sub-total</b>	<b>91,108</b>	<b>90,892</b>	<b>182,000</b>	<b>439</b>	<b>516</b>	<b>955</b>	<b>1,827</b>	<b>2,384</b>	<b>4,211</b>	<b>0</b>	<b>0</b>	<b>0</b>
LEPAS MENENGAH / POST SECONDARY:												
TINGKATAN 6 RENDAH / FORM 6 LOWER												
Kemanusiaan / Humanities	2634	5498	8,132	0	0	0	68	126	194	0	0	0
Sains / Science	105	179	284	0	0	0	0	0	0	0	0	0
Agama / Religious	0	0	0	0	0	0	0	0	0	0	0	0
Program DVM Tahun 1 / VCM Year 1 Programme	0	0	0	0	0	0	0	0	0	0	0	0
Pendidikan Khas / Special Education	0	0	0	0	0	0	0	0	0	0	0	0
Prauniversiti / Pre-university	0	0	0	0	0	0	0	0	0	0	0	0
<b>Jumlah Kecil / Sub-total</b>	<b>2,739</b>	<b>5,677</b>	<b>8,416</b>	<b>0</b>	<b>0</b>	<b>0</b>	<b>68</b>	<b>126</b>	<b>194</b>	<b>0</b>	<b>0</b>	<b>0</b>
TINGKATAN 6 ATAS / FORM 6 UPPER												
Kemanusiaan / Humanities	2084	4452	6,536	0	0	0	57	118	175	0	0	0
Sains / Science	89	129	218	0	0	0	0	0	0	0	0	0
Agama / Religious	0	0	0	0	0	0	0	0	0	0	0	0
Program DVM Tahun 2 / VCM Year 2 Programme	0	0	0	0	0	0	0	0	0	0	0	0
Pendidikan Khas / Special Education	0	0	0	0	0	0	0	0	0	0	0	0
Prauniversiti / Pre-university	0	0	0	0	0	0	0	0	0	0	0	0
<b>Jumlah Kecil / Sub-total</b>	<b>2,173</b>	<b>4,581</b>	<b>6,754</b>	<b>0</b>	<b>0</b>	<b>0</b>	<b>57</b>	<b>118</b>	<b>175</b>	<b>0</b>	<b>0</b>	<b>0</b>
<b>Jumlah Lepas Menengah / Post Secondary Sub-total</b>	<b>4,912</b>	<b>10,258</b>	<b>15,170</b>	<b>0</b>	<b>0</b>	<b>0</b>	<b>125</b>	<b>244</b>	<b>369</b>	<b>0</b>	<b>0</b>	<b>0</b>
<b>JUMLAH BESAR / GRAND TOTAL</b>	<b>96,020</b>	<b>101,150</b>	<b>197,170</b>	<b>439</b>	<b>516</b>	<b>955</b>	<b>1,952</b>	<b>2,628</b>	<b>4,580</b>	<b>0</b>	<b>0</b>	<b>0</b>

Nota / Note :

\* Termasuk enrolmen Sekolah Model Khas, Sekolah Sukan, Sekolah Bimbingan Jalanan Kasih dan Sekolah Seni / Including enrolment in Special Model Schools, Sports Schools, Bimbingan Jalanan Kasih Schools and Arts Schools

\*\* Enrolmen Menengah Rendah termasuk murid pendidikan khas PPKI / Enrolment in Lower Secondary Schools includes pupils in SEIP

SABK GARS			Pendidikan Khas Special Education			Kolej Tingkatan 6 Form 6 College			Kolej Vokasional (KV) Vocational College (VC)			Jumlah Total			
J/T	L/M	P/F	J/T	L/M	P/F	J/T	L/M	P/F	J/T	L/M	P/F	J/T	L/M	P/F	J/T
0	0	0	0	0	0	0	0	0	0	0	0	0	294	121	415
0	0	0	0	0	0	0	0	0	0	0	0	0	19,163	18,101	37,264
0	44	86	130	0	0	0	0	0	0	0	0	0	986	1,425	2,411
0	0	0	0	0	0	0	0	0	0	0	0	0	0	0	0
0	0	0	0	0	0	0	0	0	0	0	0	0	19,000	17,990	36,990
0	47	76	123	0	0	0	0	0	0	0	0	0	915	1,368	2,283
0	0	0	0	0	0	0	0	0	0	0	0	0	59	18	77
0	0	0	0	0	0	0	0	0	0	0	0	0	17,466	17,100	34,566
0	46	69	115	0	0	0	0	0	0	0	0	0	892	1,387	2,279
0	0	0	0	0	0	0	0	0	0	0	0	0	48	13	61
0	0	0	0	0	0	0	0	0	0	0	0	0	1,589	713	2,302
0	0	0	0	0	0	0	0	0	0	0	0	0	0	0	0
0	137	231	368	0	0	0	0	0	0	0	0	0	60,412	58,236	118,648
0	0	0	0	0	0	0	0	0	0	0	0	0	13,271	12,731	26,002
0	0	0	0	0	0	0	0	0	0	0	0	0	2,101	3,535	5,636
0	29	71	100	0	0	0	0	0	0	0	0	0	29	71	100
0	0	0	0	0	0	0	0	0	0	0	0	0	558	308	866
0	0	0	0	0	0	0	0	0	0	0	0	0	46	41	87
0	0	0	0	0	0	0	0	0	0	0	0	0	930	1,371	2,301
0	0	0	0	0	0	0	0	0	0	0	0	0	0	0	0
0	0	0	0	0	0	0	0	0	0	0	0	0	0	0	0
0	0	0	0	0	0	0	0	0	0	108	46	154	108	46	154
0	0	0	0	0	0	0	0	0	0	859	512	1,371	859	512	1,371
0	0	0	0	0	0	0	0	0	0	0	0	0	0	0	0
0	29	71	100	0	0	0	0	0	0	967	558	1,525	17,902	18,615	36,517
0	0	0	0	0	0	0	0	0	0	0	0	0	12,543	12,571	25,114
0	0	0	0	0	0	0	0	0	0	0	0	0	2,073	3,520	5,593
0	44	51	95	0	0	0	0	0	0	0	0	0	44	51	95
0	0	0	0	0	0	0	0	0	0	0	0	0	469	283	752
0	0	0	0	0	0	0	0	0	0	0	0	0	166	99	265
0	0	0	0	0	0	0	0	0	0	0	0	0	942	1,328	2,270
0	0	0	0	0	0	0	0	0	0	0	0	0	0	0	0
0	0	0	0	0	0	0	0	0	0	0	0	0	0	0	0
0	0	0	0	0	0	0	0	0	0	104	40	144	104	40	144
0	0	0	0	0	0	0	0	0	0	0	0	0	0	0	0
0	0	0	0	0	0	0	0	0	0	853	491	1,344	853	491	1,344
0	0	0	0	0	0	0	0	0	0	0	0	0	0	0	0
0	44	51	95	0	0	0	0	0	0	957	531	1,488	17,194	18,383	35,577
0	73	122	195	0	0	0	0	0	0	1,924	1,089	3,013	35,096	36,998	72,094
0	210	353	563	0	0	0	0	0	0	1,924	1,089	3,013	95,508	95,234	190,742
0	0	0	0	0	0	0	230	524	754	0	0	0	2,702	5,624	8,326
0	0	0	0	0	0	0	15	25	40	0	0	0	105	179	284
0	13	15	28	0	0	0	0	0	0	0	0	0	13	15	28
0	0	0	0	0	0	0	0	0	0	678	392	1,070	678	392	1,070
0	0	0	0	0	0	0	0	0	0	0	0	0	0	0	0
0	0	0	0	0	0	0	0	0	0	0	0	0	0	0	0
0	13	15	28	0	0	0	245	549	794	678	392	1,070	3,498	6,210	9,708
0	3	8	11	0	0	0	236	432	668	0	0	0	2,144	4,578	6,722
0	0	0	0	0	0	0	18	17	35	0	0	0	89	129	218
0	0	0	0	0	0	0	0	0	0	0	0	0	0	0	0
0	0	0	0	0	0	0	0	0	0	705	480	1,185	705	480	1,185
0	0	0	0	0	0	0	0	0	0	0	0	0	0	0	0
0	0	0	0	0	0	0	0	0	0	0	0	0	0	0	0
0	3	8	11	0	0	0	254	449	703	705	480	1,185	2,938	5,187	8,125
0	16	23	39	0	0	0	499	998	1,497	1,383	872	2,255	6,436	11,397	17,833
0	226	376	602	0	0	0	499	998	1,497	3,307	1,961	5,268	101,944	106,631	208,575

1.8.10A ENROLMEN PERINGKAT MENENGAH DI SEKOLAH KERAJAAN DAN BANTUAN KERAJAAN MENGIKUT LOKASI (BANDAR) SEPERTI PADA 30 JUN 2018  
ENROLMENT AT SECONDARY LEVEL IN GOVERNMENT AND GOVERNMENT-AIDED SCHOOLS BY LOCATION (URBAN) AS OF 30th JUNE 2018

SABAH	*Biasa / Regular			Berasrama Penuh Fully Residential			Agama Religious			Teknik Technical		
	Tingkatan / Form	L / M	P / F	J / T	L / M	P / F	J / T	L / M	P / F	J / T	L / M	P / F
MENENGAH RENDAH / LOWER SECONDARY: **												
Kelas Peralihan / Remove Class	255	115	370	0	0	0	0	0	0	0	0	0
Tingkatan 1 / Form 1	6598	6541	13,139	61	49	110	0	0	0	0	0	0
Tingkatan 1 Agama / Form 1 Religious	128	223	351	0	0	0	145	188	333	0	0	0
Tingkatan 1 PAV / Form 1 PAV	0	0	0	0	0	0	0	0	0	0	0	0
Tingkatan 2 / Form 2	6617	6462	13,079	52	58	110	0	0	0	0	0	0
Tingkatan 2 Agama / Form 2 Religious	142	211	353	0	0	0	144	160	304	0	0	0
Tingkatan 2 PAV / Form 2 PAV	0	0	0	0	0	0	0	0	0	0	0	0
Tingkatan 3 / Form 3	6193	6275	12,468	43	44	87	0	0	0	0	0	0
Tingkatan 3 Agama / Form 3 Religious	130	213	343	0	0	0	148	203	351	0	0	0
Tingkatan 3 PAV / Form 3 PAV	0	0	0	0	0	0	0	0	0	0	0	0
KKBP / SCLD	465	216	681	0	0	0	0	0	0	0	0	0
SBJK Menengah Rendah / Lower Secondary BJKS	0	0	0	0	0	0	0	0	0	0	0	0
Jumlah Menengah Rendah / Lower Secondary Sub-total	20,528	20,256	40,784	156	151	307	437	551	988	0	0	0
MENENGAH ATAS / UPPER SECONDARY:												
TINGKATAN 4 / FORM 4												
Kemanusiaan / Humanities	4249	4078	8,327	0	0	0	32	75	107	0	0	0
Sains / Science	937	1386	2,323	43	50	93	53	79	132	0	0	0
Agama / Religious	0	0	0	0	0	0	0	0	0	0	0	0
MPV / MPV	212	164	376	0	0	0	0	0	0	0	0	0
Program PVMA/ PVMA Programme	8	26	34	0	0	0	0	0	0	0	0	0
Teknologi / Technology	395	619	1,014	0	0	0	15	9	24	0	0	0
Teknik / Technical	0	0	0	0	0	0	0	0	0	0	0	0
Kemahiran / Skills	0	0	0	0	0	0	0	0	0	0	0	0
Program Kemahiran Tahun 1 / Skills Programme Year 1	0	0	0	0	0	0	0	0	0	0	0	0
Program SVM Tahun 1 / VCM Year 1 Programme	0	0	0	0	0	0	0	0	0	0	0	0
Pendidikan Khas / Special Education	0	0	0	0	0	0	0	0	0	0	0	0
Jumlah Kecil / Sub-total	5,801	6,273	12,074	43	50	93	100	163	263	0	0	0
TINGKATAN 5 / FORM 5												
Kemanusiaan / Humanities	4009	3974	7,983	0	0	0	33	45	78	0	0	0
Sains / Science	943	1429	2,372	26	42	68	57	80	137	0	0	0
Agama / Religious	0	0	0	0	0	0	0	0	0	0	0	0
MPV / MPV	189	138	327	0	0	0	0	0	0	0	0	0
Program PVMA/ PVMA Programme	47	49	96	0	0	0	0	0	0	0	0	0
Teknologi / Technology	462	653	1,115	0	0	0	12	15	27	0	0	0
Teknik / Technical	0	0	0	0	0	0	0	0	0	0	0	0
Kemahiran / Skills	0	0	0	0	0	0	0	0	0	0	0	0
Program Kemahiran Tahun 2 / Skills Programme Year 2	0	0	0	0	0	0	0	0	0	0	0	0
SBJK Menengah Atas / Upper Secondary BJKS	0	0	0	0	0	0	0	0	0	0	0	0
Program SVM Tahun 2 / VCM Year 2 Programme	0	0	0	0	0	0	0	0	0	0	0	0
Pendidikan Khas / Special Education	0	0	0	0	0	0	0	0	0	0	0	0
Jumlah Kecil / Sub-total	5,650	6,243	11,893	26	42	68	102	140	242	0	0	0
Jumlah Menengah Atas / Upper Secondary Sub-total	11,451	12,516	23,967	69	92	161	202	303	505	0	0	0
Jumlah Menengah / Secondary Sub-total	31,979	32,772	64,751	225	243	468	639	854	1,493	0	0	0
LEPAS MENENGAH / POST SECONDARY:												
TINGKATAN 6 RENDAH / FORM 6 LOWER												
Kemanusiaan / Humanities	779	1669	2,448	0	0	0	28	18	46	0	0	0
Sains / Science	71	113	184	0	0	0	0	0	0	0	0	0
Agama / Religious	0	0	0	0	0	0	0	0	0	0	0	0
Program DVM Tahun 1 / VCM Year 1 Programme	0	0	0	0	0	0	0	0	0	0	0	0
Pendidikan Khas / Special Education	0	0	0	0	0	0	0	0	0	0	0	0
Prauniversiti / Pre-university	0	0	0	0	0	0	0	0	0	0	0	0
Jumlah Kecil / Sub-total	850	1,782	2,632	0	0	0	28	18	46	0	0	0
TINGKATAN 6 ATAS / FORM 6 UPPER												
Kemanusiaan / Humanities	642	1310	1,952	0	0	0	7	35	42	0	0	0
Sains / Science	60	88	148	0	0	0	0	0	0	0	0	0
Agama / Religious	0	0	0	0	0	0	0	0	0	0	0	0
Program DVM Tahun 2 / VCM Year 2 Programme	0	0	0	0	0	0	0	0	0	0	0	0
Pendidikan Khas / Special Education	0	0	0	0	0	0	0	0	0	0	0	0
Prauniversiti / Pre-university	0	0	0	0	0	0	0	0	0	0	0	0
Jumlah Kecil / Sub-total	702	1,398	2,100	0	0	0	7	35	42	0	0	0
Jumlah Lepas Menengah / Post Secondary Sub-total	1,552	3,180	4,732	0	0	0	35	53	88	0	0	0
JUMLAH BESAR / GRAND TOTAL	33,531	35,952	69,483	225	243	468	674	907	1,581	0	0	0

Nota / Note :

\* Termasuk enrolmen Sekolah Model Khas, Sekolah Sukan, Sekolah Bimbingan Jalinan Kasih dan Sekolah Seni / Including enrolment in Special Model Schools, Sports Schools, Bimbingan Jalinan Kasih Schools and Arts Schools

\*\* Enrolmen Menengah Rendah termasuk murid pendidikan khas PPKI / Enrolment in Lower Secondary Schools includes pupils in SEIP

SABK GARS			Pendidikan Khas Special Education			Kolej Tingkatan 6 Form 6 College			Kolej Vokasional (KV) Vocational College (VC)			Jumlah Total			
J/T	L/M	P/F	J/T	L/M	P/F	J/T	L/M	P/F	J/T	L/M	P/F	J/T	L/M	P/F	J/T
0	0	0	0	0	0	0	0	0	0	0	0	0	255	115	370
0	0	0	0	0	0	0	0	0	0	0	0	0	6,659	6,590	13,249
0	32	61	93	0	0	0	0	0	0	0	0	0	305	472	777
0	0	0	0	0	0	0	0	0	0	0	0	0	0	0	0
0	0	0	0	0	0	0	0	0	0	0	0	0	6,669	6,520	13,189
0	32	56	88	0	0	0	0	0	0	0	0	0	318	427	745
0	0	0	0	0	0	0	0	0	0	0	0	0	0	0	0
0	0	0	0	0	0	0	0	0	0	0	0	0	6,236	6,319	12,555
0	35	46	81	0	0	0	0	0	0	0	0	0	313	462	775
0	0	0	0	0	0	0	0	0	0	0	0	0	0	0	0
0	0	0	0	0	0	0	0	0	0	0	0	0	465	216	681
0	0	0	0	0	0	0	0	0	0	0	0	0	0	0	0
0	99	163	262	0	0	0	0	0	0	0	0	0	21,220	21,121	42,341
0	0	0	0	0	0	0	0	0	0	0	0	0	4,281	4,153	8,434
0	0	0	0	0	0	0	0	0	0	0	0	0	1,033	1,515	2,548
0	21	53	74	0	0	0	0	0	0	0	0	0	21	53	74
0	0	0	0	0	0	0	0	0	0	0	0	0	212	164	376
0	0	0	0	0	0	0	0	0	0	0	0	0	8	26	34
0	0	0	0	0	0	0	0	0	0	0	0	0	410	628	1,038
0	0	0	0	0	0	0	0	0	0	0	0	0	0	0	0
0	0	0	0	0	0	0	0	0	0	0	0	0	0	0	0
0	0	0	0	0	0	0	0	0	0	0	0	0	0	0	0
0	0	0	0	0	0	0	0	0	0	304	182	486	304	182	486
0	0	0	0	0	0	0	0	0	0	0	0	0	0	0	0
0	21	53	74	0	0	0	0	0	0	304	182	486	6,269	6,721	12,990
0	0	0	0	0	0	0	0	0	0	0	0	0	4,042	4,019	8,061
0	0	0	0	0	0	0	0	0	0	0	0	0	1,026	1,551	2,577
0	32	35	67	0	0	0	0	0	0	0	0	0	32	35	67
0	0	0	0	0	0	0	0	0	0	0	0	0	189	138	327
0	0	0	0	0	0	0	0	0	0	0	0	0	47	49	96
0	0	0	0	0	0	0	0	0	0	0	0	0	474	668	1,142
0	0	0	0	0	0	0	0	0	0	0	0	0	0	0	0
0	0	0	0	0	0	0	0	0	0	0	0	0	0	0	0
0	0	0	0	0	0	0	0	0	0	5	3	8	5	3	8
0	0	0	0	0	0	0	0	0	0	0	0	0	0	0	0
0	0	0	0	0	0	0	0	0	0	321	167	488	321	167	488
0	0	0	0	0	0	0	0	0	0	0	0	0	0	0	0
0	32	35	67	0	0	0	0	0	0	326	170	496	6,136	6,630	12,766
0	53	88	141	0	0	0	0	0	0	630	352	982	12,405	13,351	25,756
0	152	251	403	0	0	0	0	0	0	630	352	982	33,625	34,472	68,097
0	0	0	0	0	0	0	142	291	433	0	0	0	807	1,687	2,494
0	0	0	0	0	0	0	10	15	25	0	0	0	71	113	184
0	13	15	28	0	0	0	0	0	0	0	0	0	13	15	28
0	0	0	0	0	0	0	0	0	0	237	128	365	237	128	365
0	0	0	0	0	0	0	0	0	0	0	0	0	0	0	0
0	0	0	0	0	0	0	0	0	0	0	0	0	0	0	0
0	13	15	28	0	0	0	152	306	458	237	128	365	1,128	1,943	3,071
0	0	0	0	0	0	0	134	236	370	0	0	0	649	1,345	1,994
0	0	0	0	0	0	0	17	12	29	0	0	0	60	88	148
0	0	0	0	0	0	0	0	0	0	0	0	0	0	0	0
0	0	0	0	0	0	0	0	0	0	232	174	406	232	174	406
0	0	0	0	0	0	0	0	0	0	0	0	0	0	0	0
0	0	0	0	0	0	0	0	0	0	0	0	0	0	0	0
0	0	0	0	0	0	0	151	248	399	232	174	406	941	1,607	2,548
0	13	15	28	0	0	0	303	554	857	469	302	771	2,069	3,550	5,619
0	165	266	431	0	0	0	303	554	857	1,099	654	1,753	35,694	38,022	73,716

1.8.10B ENROLMEN PERINGKAT MENENGAH DI SEKOLAH KERAJAAN DAN BANTUAN KERAJAAN LOKASI (LUAR BANDAR) SEPERTI PADA 30 JUN 2018  
ENROLMENT AT SECONDARY LEVEL IN GOVERNMENT AND GOVERNMENT-AIDED SCHOOLS BY LOCATION (RURAL) AS OF 30th JUNE 2018

SABAH	*Biasa / Regular			Berasrama Penuh Fully Residential			Agama Religious			Teknik Technical		
	Tingkatan / Form	L / M	P / F	J / T	L / M	P / F	J / T	L / M	P / F	J / T	L / M	P / F
MENENGAH RENDAH / LOWER SECONDARY: **												
Kelas Peralihan / Remove Class	39	6	45	0	0	0	0	0	0	0	0	0
Tingkatan 1 / Form 1	12447	11450	23,897	57	61	118	0	0	0	0	0	0
Tingkatan 1 Agama / Form 1 Religious	355	589	944	0	0	0	314	339	653	0	0	0
Tingkatan 1 PAV / Form 1 PAV	0	0	0	0	0	0	0	0	0	0	0	0
Tingkatan 2 / Form 2	12284	11418	23,702	47	52	99	0	0	0	0	0	0
Tingkatan 2 Agama / Form 2 Religious	331	579	910	0	0	0	251	342	593	0	0	0
Tingkatan 2 PAV / Form 2 PAV	59	18	77	0	0	0	0	0	0	0	0	0
Tingkatan 3 / Form 3	11188	10731	21,919	42	50	92	0	0	0	0	0	0
Tingkatan 3 Agama / Form 3 Religious	326	576	902	0	0	0	242	326	568	0	0	0
Tingkatan 3 PAV / Form 3 PAV	48	13	61	0	0	0	0	0	0	0	0	0
KKBP / SCLD	1124	497	1,621	0	0	0	0	0	0	0	0	0
SBJK Menengah Rendah / Lower Secondary BJKS	0	0	0	0	0	0	0	0	0	0	0	0
<b>Jumlah Menengah Rendah / Lower Secondary Sub-total</b>	<b>38,201</b>	<b>35,877</b>	<b>74,078</b>	<b>146</b>	<b>163</b>	<b>309</b>	<b>807</b>	<b>1,007</b>	<b>1,814</b>	<b>0</b>	<b>0</b>	<b>0</b>
MENENGAH ATAS / UPPER SECONDARY:												
TINGKATAN 4 / FORM 4												
Kemanusiaan / Humanities	8872	8419	17,291	0	0	0	118	159	277	0	0	0
Sains / Science	954	1865	2,819	40	60	100	74	95	169	0	0	0
Agama / Religious	0	0	0	0	0	0	0	0	0	0	0	0
MPV / MPV	346	144	490	0	0	0	0	0	0	0	0	0
Program PVMA/ PVMA Programme	38	15	53	0	0	0	0	0	0	0	0	0
Teknologi / Technology	514	731	1,245	0	0	0	6	12	18	0	0	0
Teknik / Technical	0	0	0	0	0	0	0	0	0	0	0	0
Kemahiran / Skills	0	0	0	0	0	0	0	0	0	0	0	0
Program Kemahiran Tahun 1 / Skills Programme Year 1	0	0	0	0	0	0	0	0	0	0	0	0
Program SVM Tahun 1 / VCM Year 1 Programme	0	0	0	0	0	0	0	0	0	0	0	0
Pendidikan Khas / Special Education	0	0	0	0	0	0	0	0	0	0	0	0
<b>Jumlah Kecil / Sub-total</b>	<b>10,724</b>	<b>11,174</b>	<b>21,898</b>	<b>40</b>	<b>60</b>	<b>100</b>	<b>198</b>	<b>266</b>	<b>464</b>	<b>0</b>	<b>0</b>	<b>0</b>
TINGKATAN 5 / FORM 5												
Kemanusiaan / Humanities	8375	8387	16,762	0	0	0	126	165	291	0	0	0
Sains / Science	973	1837	2,810	28	50	78	46	82	128	0	0	0
Agama / Religious	0	0	0	0	0	0	0	0	0	0	0	0
MPV / MPV	280	145	425	0	0	0	0	0	0	0	0	0
Program PVMA/ PVMA Programme	119	50	169	0	0	0	0	0	0	0	0	0
Teknologi / Technology	457	650	1,107	0	0	0	11	10	21	0	0	0
Teknik / Technical	0	0	0	0	0	0	0	0	0	0	0	0
Kemahiran / Skills	0	0	0	0	0	0	0	0	0	0	0	0
Program Kemahiran Tahun 2 / Skills Programme Year 2	0	0	0	0	0	0	0	0	0	0	0	0
SBJK Menengah Atas / Upper Secondary BJKS	0	0	0	0	0	0	0	0	0	0	0	0
Program SVM Tahun 2 / VCM Year 2 Programme	0	0	0	0	0	0	0	0	0	0	0	0
Pendidikan Khas / Special Education	0	0	0	0	0	0	0	0	0	0	0	0
<b>Jumlah Kecil / Sub-total</b>	<b>10,204</b>	<b>11,069</b>	<b>21,273</b>	<b>28</b>	<b>50</b>	<b>78</b>	<b>183</b>	<b>257</b>	<b>440</b>	<b>0</b>	<b>0</b>	<b>0</b>
<b>Jumlah Menengah Atas / Upper Secondary Sub-total</b>	<b>20,928</b>	<b>22,243</b>	<b>43,171</b>	<b>68</b>	<b>110</b>	<b>178</b>	<b>381</b>	<b>523</b>	<b>904</b>	<b>0</b>	<b>0</b>	<b>0</b>
<b>Jumlah Menengah / Secondary Sub-total</b>	<b>59,129</b>	<b>58,120</b>	<b>117,249</b>	<b>214</b>	<b>273</b>	<b>487</b>	<b>1,188</b>	<b>1,530</b>	<b>2,718</b>	<b>0</b>	<b>0</b>	<b>0</b>
LEPAS MENENGAH / POST SECONDARY:												
TINGKATAN 6 RENDAH / FORM 6 LOWER												
Kemanusiaan / Humanities	1855	3829	5,684	0	0	0	40	108	148	0	0	0
Sains / Science	34	66	100	0	0	0	0	0	0	0	0	0
Agama / Religious	0	0	0	0	0	0	0	0	0	0	0	0
Program DVM Tahun 1 / VCM Year 1 Programme	0	0	0	0	0	0	0	0	0	0	0	0
Pendidikan Khas / Special Education	0	0	0	0	0	0	0	0	0	0	0	0
Prauniversiti / Pre-university	0	0	0	0	0	0	0	0	0	0	0	0
<b>Jumlah Kecil / Sub-total</b>	<b>1,889</b>	<b>3,895</b>	<b>5,784</b>	<b>0</b>	<b>0</b>	<b>0</b>	<b>40</b>	<b>108</b>	<b>148</b>	<b>0</b>	<b>0</b>	<b>0</b>
TINGKATAN 6 ATAS / FORM 6 UPPER												
Kemanusiaan / Humanities	1442	3142	4,584	0	0	0	50	83	133	0	0	0
Sains / Science	29	41	70	0	0	0	0	0	0	0	0	0
Agama / Religious	0	0	0	0	0	0	0	0	0	0	0	0
Program DVM Tahun 2 / VCM Year 2 Programme	0	0	0	0	0	0	0	0	0	0	0	0
Pendidikan Khas / Special Education	0	0	0	0	0	0	0	0	0	0	0	0
Prauniversiti / Pre-university	0	0	0	0	0	0	0	0	0	0	0	0
<b>Jumlah Kecil / Sub-total</b>	<b>1,471</b>	<b>3,183</b>	<b>4,654</b>	<b>0</b>	<b>0</b>	<b>0</b>	<b>50</b>	<b>83</b>	<b>133</b>	<b>0</b>	<b>0</b>	<b>0</b>
<b>Jumlah Lepas Menengah / Post Secondary Sub-total</b>	<b>3,360</b>	<b>7,078</b>	<b>10,438</b>	<b>0</b>	<b>0</b>	<b>0</b>	<b>90</b>	<b>191</b>	<b>281</b>	<b>0</b>	<b>0</b>	<b>0</b>
<b>JUMLAH BESAR / GRAND TOTAL</b>	<b>62,489</b>	<b>65,198</b>	<b>127,687</b>	<b>214</b>	<b>273</b>	<b>487</b>	<b>1,278</b>	<b>1,721</b>	<b>2,999</b>	<b>0</b>	<b>0</b>	<b>0</b>

Nota / Note :

\* Termasuk enrolmen Sekolah Model Khas, Sekolah Sukan, Sekolah Bimbingan Jalinan Kasih dan Sekolah Seni / Including enrolment in Special Model Schools, Sports Schools, Bimbingan Jalinan Kasih Schools and Arts Schools

\*\* Enrolmen Menengah Rendah termasuk murid pendidikan khas PPKI / Enrolment in Lower Secondary Schools includes pupils in SEIP

SABK GARS			Pendidikan Khas Special Education			Kolej Tingkatan 6 Form 6 College			Kolej Vokasional (KV) Vocational College (VC)			Jumlah Total			
J/T	L/M	P/F	J/T	L/M	P/F	J/T	L/M	P/F	J/T	L/M	P/F	J/T	L/M	P/F	J/T
0	0	0	0	0	0	0	0	0	0	0	0	39	6	45	
0	0	0	0	0	0	0	0	0	0	0	0	12,504	11,511	24,015	
0	12	25	37	0	0	0	0	0	0	0	0	681	953	1,634	
0	0	0	0	0	0	0	0	0	0	0	0	0	0	0	
0	0	0	0	0	0	0	0	0	0	0	0	12,331	11,470	23,801	
0	15	20	35	0	0	0	0	0	0	0	0	597	941	1,538	
0	0	0	0	0	0	0	0	0	0	0	0	59	18	77	
0	0	0	0	0	0	0	0	0	0	0	0	11,230	10,781	22,011	
0	11	23	34	0	0	0	0	0	0	0	0	579	925	1,504	
0	0	0	0	0	0	0	0	0	0	0	0	48	13	61	
0	0	0	0	0	0	0	0	0	0	0	0	1,124	497	1,621	
0	0	0	0	0	0	0	0	0	0	0	0	0	0	0	
0	38	68	106	0	0	0	0	0	0	0	0	39,192	37,115	76,307	
0	0	0	0	0	0	0	0	0	0	0	0	8,990	8,578	17,568	
0	0	0	0	0	0	0	0	0	0	0	0	1,068	2,020	3,088	
0	8	18	26	0	0	0	0	0	0	0	0	8	18	26	
0	0	0	0	0	0	0	0	0	0	0	0	346	144	490	
0	0	0	0	0	0	0	0	0	0	0	0	38	15	53	
0	0	0	0	0	0	0	0	0	0	0	0	520	743	1,263	
0	0	0	0	0	0	0	0	0	0	0	0	0	0	0	
0	0	0	0	0	0	0	0	0	0	0	0	0	0	0	
0	0	0	0	0	0	0	0	0	0	108	46	154	108	46	154
0	0	0	0	0	0	0	0	0	0	555	330	885	555	330	885
0	0	0	0	0	0	0	0	0	0	0	0	0	0	0	0
0	8	18	26	0	0	0	0	0	0	663	376	1,039	11,633	11,894	23,527
0	0	0	0	0	0	0	0	0	0	0	0	8,501	8,552	17,053	
0	0	0	0	0	0	0	0	0	0	0	0	1,047	1,969	3,016	
0	12	16	28	0	0	0	0	0	0	0	0	12	16	28	
0	0	0	0	0	0	0	0	0	0	0	0	280	145	425	
0	0	0	0	0	0	0	0	0	0	0	0	119	50	169	
0	0	0	0	0	0	0	0	0	0	0	0	468	660	1,128	
0	0	0	0	0	0	0	0	0	0	0	0	0	0	0	
0	0	0	0	0	0	0	0	0	0	0	0	0	0	0	
0	0	0	0	0	0	0	0	0	0	99	37	136	99	37	136
0	0	0	0	0	0	0	0	0	0	0	0	0	0	0	0
0	0	0	0	0	0	0	0	0	0	532	324	856	532	324	856
0	0	0	0	0	0	0	0	0	0	0	0	0	0	0	0
0	12	16	28	0	0	0	0	0	0	631	361	992	11,058	11,753	22,811
0	20	34	54	0	0	0	0	0	0	1,294	737	2,031	22,691	23,647	46,338
0	58	102	160	0	0	0	0	0	0	1,294	737	2,031	61,883	60,762	122,645
0	0	0	0	0	0	0	88	233	321	0	0	0	1,895	3,937	5,832
0	0	0	0	0	0	0	5	10	15	0	0	0	34	66	100
0	0	0	0	0	0	0	0	0	0	0	0	0	0	0	0
0	0	0	0	0	0	0	0	0	0	441	264	705	441	264	705
0	0	0	0	0	0	0	0	0	0	0	0	0	0	0	0
0	0	0	0	0	0	0	0	0	0	0	0	0	0	0	0
0	0	0	0	0	0	0	93	243	336	441	264	705	2,370	4,267	6,637
0	3	8	11	0	0	0	102	196	298	0	0	0	1,495	3,233	4,728
0	0	0	0	0	0	0	1	5	6	0	0	0	29	41	70
0	0	0	0	0	0	0	0	0	0	0	0	0	0	0	0
0	0	0	0	0	0	0	0	0	0	473	306	779	473	306	779
0	0	0	0	0	0	0	0	0	0	0	0	0	0	0	0
0	0	0	0	0	0	0	0	0	0	0	0	0	0	0	0
0	3	8	11	0	0	0	103	201	304	473	306	779	1,997	3,580	5,577
0	3	8	11	0	0	0	196	444	640	914	570	1,484	4,367	7,847	12,214
0	61	110	171	0	0	0	196	444	640	2,208	1,307	3,515	66,250	68,609	134,859

1.8.11 ENROLMEN PERINGKAT MENENGAH DI SEKOLAH KERAJAAN DAN BANTUAN KERAJAAN SEPerti PADA 30 JUN 2018  
ENROLMENT AT SECONDARY LEVEL IN GOVERNMENT AND GOVERNMENT-AIDED SCHOOLS AS OF 30th JUNE 2018

SARAWAK	*Biasa / Regular			Berasrama Penuh Fully Residential			Agama Religious			Teknik Technical		
	Tingkatan / Form	L / M	P / F	J / T	L / M	P / F	J / T	L / M	P / F	J / T	L / M	P / F
MENENGAH RENDAH / LOWER SECONDARY: **												
Kelas Peralihan / Remove Class	1201	509	1,710	0	0	0	0	0	0	0	0	0
Tingkatan 1 / Form 1	18740	17942	36,682	171	171	342	0	0	0	0	0	0
Tingkatan 1 Agama / Form 1 Religious	75	76	151	0	0	0	365	441	806	0	0	0
Tingkatan 1 PAV / Form 1 PAV	0	0	0	0	0	0	0	0	0	0	0	0
Tingkatan 2 / Form 2	18370	18136	36,506	159	182	341	0	0	0	0	0	0
Tingkatan 2 Agama / Form 2 Religious	56	61	117	0	0	0	393	403	796	0	0	0
Tingkatan 2 PAV / Form 2 PAV	64	24	88	0	0	0	0	0	0	0	0	0
Tingkatan 3 / Form 3	17897	17340	35,237	178	180	358	0	0	0	0	0	0
Tingkatan 3 Agama / Form 3 Religious	49	65	114	0	0	0	379	426	805	0	0	0
Tingkatan 3 PAV / Form 3 PAV	42	25	67	0	0	0	0	0	0	0	0	0
KKBP / SCLD	1077	550	1,627	0	0	0	0	0	0	0	0	0
SBJK Menengah Rendah / Lower Secondary BJKS	0	0	0	0	0	0	0	0	0	0	0	0
Jumlah Menengah Rendah / Lower Secondary Sub-total	57,571	54,728	112,299	508	533	1,041	1,137	1,270	2,407	0	0	0
MENENGAH ATAS / UPPER SECONDARY:												
TINGKATAN 4 / FORM 4												
Kemanusiaan / Humanities	12290	11437	23,727	0	0	0	237	317	554	0	0	0
Sains / Science	2538	3794	6,332	140	144	284	82	107	189	0	0	0
Agama / Religious	0	0	0	0	0	0	0	0	0	0	0	0
MPV / MPV	392	408	800	0	0	0	0	0	0	0	0	0
Program PVMA/ PVMA Programme	29	3	32	0	0	0	0	0	0	0	0	0
Teknologi / Technology	559	893	1,452	0	0	0	0	0	0	0	0	0
Teknik / Technical	0	0	0	0	0	0	0	0	0	142	118	0
Kemahiran / Skills	0	0	0	0	0	0	0	0	0	0	0	0
Program Kemahiran Tahun 1 / Skills Programme Year 1	0	0	0	0	0	0	0	0	0	0	0	0
Program SVM Tahun 1 / VCM Year 1 Programme	0	0	0	0	0	0	0	0	0	0	0	0
Pendidikan Khas / Special Education	0	0	0	0	0	0	0	0	0	0	0	0
Jumlah Kecil / Sub-total	15,808	16,535	32,343	140	144	284	319	424	743	142	118	0
TINGKATAN 5 / FORM 5												
Kemanusiaan / Humanities	11217	11157	22,374	0	0	0	258	357	615	0	0	0
Sains / Science	2506	3957	6,463	115	115	230	52	109	161	0	0	0
Agama / Religious	0	0	0	0	0	0	0	0	0	0	0	0
MPV / MPV	421	367	788	0	0	0	0	0	0	0	0	0
Program PVMA/ PVMA Programme	215	69	284	0	0	0	0	0	0	0	0	0
Teknologi / Technology	679	993	1,672	0	0	0	0	0	0	0	0	0
Teknik / Technical	0	0	0	0	0	0	0	0	0	78	63	0
Kemahiran / Skills	0	0	0	0	0	0	0	0	0	0	0	0
Program Kemahiran Tahun 2 / Skills Programme Year 2	0	0	0	0	0	0	0	0	0	0	0	0
SBJK Menengah Atas / Upper Secondary BJKS	0	0	0	0	0	0	0	0	0	0	0	0
Program SVM Tahun 2 / VCM Year 2 Programme	0	0	0	0	0	0	0	0	0	0	0	0
Pendidikan Khas / Special Education	0	0	0	0	0	0	0	0	0	0	0	0
Jumlah Kecil / Sub-total	15,038	16,543	31,581	115	115	230	310	466	776	78	63	0
Jumlah Menengah Atas / Upper Secondary Sub-total	30,846	33,078	63,924	255	259	514	629	890	1,519	220	181	0
Jumlah Menengah / Secondary Sub-total	88,417	87,806	176,223	763	792	1,555	1,766	2,160	3,926	220	181	0
LEPAS MENENGAH / POST SECONDARY:												
TINGKATAN 6 RENDAH / FORM 6 LOWER												
Kemanusiaan / Humanities	2025	4203	6,228	0	0	0	74	148	222	0	0	0
Sains / Science	347	451	798	0	0	0	0	0	0	0	0	0
Agama / Religious	0	0	0	0	0	0	0	0	0	0	0	0
Program DVM Tahun 1 / VCM Year 1 Programme	0	0	0	0	0	0	0	0	0	0	0	0
Pendidikan Khas / Special Education	0	0	0	0	0	0	0	0	0	0	0	0
Prauniversiti / Pre-university	0	0	0	0	0	0	0	0	0	0	0	0
Jumlah Kecil / Sub-total	2,372	4,654	7,026	0	0	0	74	148	222	0	0	0
TINGKATAN 6 ATAS / FORM 6 UPPER												
Kemanusiaan / Humanities	1385	3213	4,598	0	0	0	69	127	196	0	0	0
Sains / Science	264	300	564	0	0	0	0	0	0	0	0	0
Agama / Religious	0	0	0	0	0	0	0	0	0	0	0	0
Program DVM Tahun 2 / VCM Year 2 Programme	0	0	0	0	0	0	0	0	0	0	0	0
Pendidikan Khas / Special Education	0	0	0	0	0	0	0	0	0	0	0	0
Prauniversiti / Pre-university	0	0	0	0	0	0	0	0	0	0	0	0
Jumlah Kecil / Sub-total	1,649	3,513	5,162	0	0	0	69	127	196	0	0	0
Jumlah Lepas Menengah / Post Secondary Sub-total	4,021	8,167	12,188	0	0	0	143	275	418	0	0	0
<b>JUMLAH BESAR / GRAND TOTAL</b>	<b>92,438</b>	<b>95,973</b>	<b>188,411</b>	<b>763</b>	<b>792</b>	<b>1,555</b>	<b>1,909</b>	<b>2,435</b>	<b>4,344</b>	<b>220</b>	<b>181</b>	<b>0</b>

Nota / Note :

\* Termasuk enrolmen Sekolah Model Khas, Sekolah Sukan, Sekolah Bimbingan Jalanan Kasih dan Sekolah Seni / Including enrolment in Special Model Schools, Sports Schools, Bimbingan Jalanan Kasih Schools and Arts Schools

\*\* Enrolmen Menengah Rendah termasuk murid pendidikan khas PPKI / Enrolment in Lower Secondary Schools includes pupils in SEIP

SABK GARS			Pendidikan Khas Special Education			Kolej Tingkatan 6 Form 6 College			Kolej Vokasional (KV) Vocational College (VC)			Jumlah Total			
J/T	L/M	P/F	J/T	L/M	P/F	J/T	L/M	P/F	J/T	L/M	P/F	J/T	L/M	P/F	J/T
0	0	0	0	0	0	0	0	0	0	0	0	0	1,201	509	1,710
0	0	0	0	0	0	0	0	0	0	0	0	0	18,911	18,113	37,024
0	124	153	277	0	0	0	0	0	0	0	0	0	564	670	1,234
0	0	0	0	0	0	0	0	0	0	0	0	0	0	0	0
0	0	0	0	0	0	0	0	0	0	0	0	0	18,529	18,318	36,847
0	125	136	261	0	0	0	0	0	0	0	0	0	574	600	1,174
0	0	0	0	0	0	0	0	0	0	0	0	0	64	24	88
0	0	0	0	0	0	0	0	0	0	0	0	0	18,075	17,520	35,595
0	119	131	250	0	0	0	0	0	0	0	0	0	547	622	1,169
0	0	0	0	0	0	0	0	0	0	0	0	0	42	25	67
0	0	0	0	0	0	0	0	0	0	0	0	0	1,077	550	1,627
0	0	0	0	0	0	0	0	0	0	0	0	0	0	0	0
0	368	420	788	0	0	0	0	0	0	0	0	0	59,584	56,951	116,535
0	0	0	0	0	0	0	0	0	0	0	0	0	12,527	11,754	24,281
0	0	0	0	0	0	0	0	0	0	0	0	0	2,760	4,045	6,805
0	108	133	241	0	0	0	0	0	0	0	0	0	108	133	241
0	0	0	0	0	0	0	0	0	0	0	0	0	392	408	800
0	0	0	0	0	0	0	0	0	0	0	0	0	29	3	32
0	0	0	0	0	0	0	0	0	0	0	0	0	559	893	1,452
260	0	0	0	0	0	0	0	0	0	0	0	0	142	118	260
0	0	0	0	0	0	0	0	0	0	0	0	0	0	0	0
0	0	0	0	0	0	0	0	0	0	60	1	61	60	1	61
0	0	0	0	0	0	0	0	0	0	681	470	1,151	681	470	1,151
0	0	0	0	0	0	0	0	0	0	0	0	0	0	0	0
260	108	133	241	0	0	0	0	0	0	741	471	1,212	17,258	17,825	35,083
0	0	0	0	0	0	0	0	0	0	0	0	0	11,475	11,514	22,989
0	0	0	0	0	0	0	0	0	0	0	0	0	2,673	4,181	6,854
0	138	135	273	0	0	0	0	0	0	0	0	0	138	135	273
0	0	0	0	0	0	0	0	0	0	0	0	0	421	367	788
0	0	0	0	0	0	0	0	0	0	0	0	0	215	69	284
0	0	0	0	0	0	0	0	0	0	0	0	0	679	993	1,672
141	0	0	0	0	0	0	0	0	0	0	0	0	78	63	141
0	0	0	0	0	0	0	0	0	0	0	0	0	0	0	0
0	0	0	0	0	0	0	0	0	0	34	8	42	34	8	42
0	0	0	0	0	0	0	0	0	0	0	0	0	0	0	0
0	0	0	0	0	0	0	0	0	0	682	509	1,191	682	509	1,191
0	0	0	0	0	0	0	0	0	0	0	0	0	0	0	0
141	138	135	273	0	0	0	0	0	0	716	517	1,233	16,395	17,839	34,234
401	246	268	514	0	0	0	0	0	0	1,457	988	2,445	33,653	35,664	69,317
401	614	688	1,302	0	0	0	0	0	0	1,457	988	2,445	93,237	92,615	185,852
0	0	0	0	0	0	0	78	135	213	0	0	0	2,099	4,351	6,450
0	0	0	0	0	0	0	2	3	5	0	0	0	347	451	798
0	10	13	23	0	0	0	0	0	0	0	0	0	10	13	23
0	0	0	0	0	0	0	0	0	0	660	497	1,157	660	497	1,157
0	0	0	0	0	0	0	0	0	0	0	0	0	0	0	0
0	0	0	0	0	0	0	0	0	0	0	0	0	0	0	0
0	10	13	23	0	0	0	80	138	218	660	497	1,157	3,116	5,312	8,428
0	0	0	0	0	0	0	50	118	168	0	0	0	1,454	3,340	4,794
0	0	0	0	0	0	0	1	0	1	0	0	0	264	300	564
0	0	0	0	0	0	0	0	0	0	0	0	0	0	0	0
0	0	0	0	0	0	0	0	0	0	614	563	1,177	614	563	1,177
0	0	0	0	0	0	0	0	0	0	0	0	0	0	0	0
0	0	0	0	0	0	0	0	0	0	0	0	0	0	0	0
0	0	0	0	0	0	0	51	118	169	614	563	1,177	2,332	4,203	6,535
0	10	13	23	0	0	0	131	256	387	1,274	1,060	2,334	5,448	9,515	14,963
401	624	701	1,325	0	0	0	131	256	387	2,731	2,048	4,779	98,685	102,130	200,815

1.8.11A ENROLMEN PERINGKAT MENENGAH DI SEKOLAH KERAJAAN DAN BANTUAN KERAJAAN MENGIKUT LOKASI (BANDAR) SEPerti PADA 30 JUN 2018  
ENROLMENT AT SECONDARY LEVEL IN GOVERNMENT AND GOVERNMENT-AIDED SCHOOLS BY LOCATION (URBAN) AS OF 30th JUNE 2018

SARAWAK	*Biasa / Regular			Berasrama Penuh Fully Residential			Agama Religious			Teknik Technical		
	Tingkatan / Form	L / M	P / F	J / T	L / M	P / F	J / T	L / M	P / F	J / T	L / M	P / F
MENENGAH RENDAH / LOWER SECONDARY: **												
Kelas Peralihan / Remove Class	765	342	1,107	0	0	0	0	0	0	0	0	0
Tingkatan 1 / Form 1	7502	7294	14,796	117	119	236	0	0	0	0	0	0
Tingkatan 1 Agama / Form 1 Religious	39	44	83	0	0	0	114	144	258	0	0	0
Tingkatan 1 PAV / Form 1 PAV	0	0	0	0	0	0	0	0	0	0	0	0
Tingkatan 2 / Form 2	7498	7289	14,787	128	123	251	0	0	0	0	0	0
Tingkatan 2 Agama / Form 2 Religious	29	38	67	0	0	0	117	131	248	0	0	0
Tingkatan 2 PAV / Form 2 PAV	21	18	39	0	0	0	0	0	0	0	0	0
Tingkatan 3 / Form 3	7404	7008	14,412	130	140	270	0	0	0	0	0	0
Tingkatan 3 Agama / Form 3 Religious	35	55	90	0	0	0	121	128	249	0	0	0
Tingkatan 3 PAV / Form 3 PAV	9	20	29	0	0	0	0	0	0	0	0	0
KKBP / SCLD	586	302	888	0	0	0	0	0	0	0	0	0
SBJK Menengah Rendah / Lower Secondary BJKS	0	0	0	0	0	0	0	0	0	0	0	0
<b>Jumlah Menengah Rendah / Lower Secondary Sub-total</b>	<b>23,888</b>	<b>22,410</b>	<b>46,298</b>	<b>375</b>	<b>382</b>	<b>757</b>	<b>352</b>	<b>403</b>	<b>755</b>	<b>0</b>	<b>0</b>	<b>0</b>
MENENGAH ATAS / UPPER SECONDARY:												
TINGKATAN 4 / FORM 4												
Kemanusiaan / Humanities	4709	4494	9,203	0	0	0	66	103	169	0	0	0
Sains / Science	1568	2062	3,630	98	100	198	30	40	70	0	0	0
Agama / Religious	0	0	0	0	0	0	0	0	0	0	0	0
MPV / MPV	102	96	198	0	0	0	0	0	0	0	0	0
Program PVMA/ PVMA Programme	0	0	0	0	0	0	0	0	0	0	0	0
Teknologi / Technology	90	124	214	0	0	0	0	0	0	0	0	0
Teknik / Technical	0	0	0	0	0	0	0	0	0	0	0	0
Kemahiran / Skills	0	0	0	0	0	0	0	0	0	0	0	0
Program Kemahiran Tahun 1 / Skills Programme Year 1	0	0	0	0	0	0	0	0	0	0	0	0
Program SVM Tahun 1 / VCM Year 1 Programme	0	0	0	0	0	0	0	0	0	0	0	0
Pendidikan Khas / Special Education	0	0	0	0	0	0	0	0	0	0	0	0
<b>Jumlah Kecil / Sub-total</b>	<b>6,469</b>	<b>6,776</b>	<b>13,245</b>	<b>98</b>	<b>100</b>	<b>198</b>	<b>96</b>	<b>143</b>	<b>239</b>	<b>0</b>	<b>0</b>	<b>0</b>
TINGKATAN 5 / FORM 5												
Kemanusiaan / Humanities	4321	4388	8,709	0	0	0	80	104	184	0	0	0
Sains / Science	1595	2130	3,725	88	79	167	22	47	69	0	0	0
Agama / Religious	0	0	0	0	0	0	0	0	0	0	0	0
MPV / MPV	135	78	213	0	0	0	0	0	0	0	0	0
Program PVMA/ PVMA Programme	134	39	173	0	0	0	0	0	0	0	0	0
Teknologi / Technology	141	159	300	0	0	0	0	0	0	0	0	0
Teknik / Technical	0	0	0	0	0	0	0	0	0	0	0	0
Kemahiran / Skills	0	0	0	0	0	0	0	0	0	0	0	0
Program Kemahiran Tahun 2 / Skills Programme Year 2	0	0	0	0	0	0	0	0	0	0	0	0
SBJK Menengah Atas / Upper Secondary BJKS	0	0	0	0	0	0	0	0	0	0	0	0
Program SVM Tahun 2 / VCM Year 2 Programme	0	0	0	0	0	0	0	0	0	0	0	0
Pendidikan Khas / Special Education	0	0	0	0	0	0	0	0	0	0	0	0
<b>Jumlah Kecil / Sub-total</b>	<b>6,326</b>	<b>6,794</b>	<b>13,120</b>	<b>88</b>	<b>79</b>	<b>167</b>	<b>102</b>	<b>151</b>	<b>253</b>	<b>0</b>	<b>0</b>	<b>0</b>
<b>Jumlah Menengah Atas / Upper Secondary Sub-total</b>	<b>12,795</b>	<b>13,570</b>	<b>26,365</b>	<b>186</b>	<b>179</b>	<b>365</b>	<b>198</b>	<b>294</b>	<b>492</b>	<b>0</b>	<b>0</b>	<b>0</b>
<b>Jumlah Menengah / Secondary Sub-total</b>	<b>36,683</b>	<b>35,980</b>	<b>72,663</b>	<b>561</b>	<b>561</b>	<b>1,122</b>	<b>550</b>	<b>697</b>	<b>1,247</b>	<b>0</b>	<b>0</b>	<b>0</b>
LEPAS MENENGAH / POST SECONDARY:												
TINGKATAN 6 RENDAH / FORM 6 LOWER												
Kemanusiaan / Humanities	667	1475	2,142	0	0	0	25	38	63	0	0	0
Sains / Science	245	340	585	0	0	0	0	0	0	0	0	0
Agama / Religious	0	0	0	0	0	0	0	0	0	0	0	0
Program DVM Tahun 1 / VCM Year 1 Programme	0	0	0	0	0	0	0	0	0	0	0	0
Pendidikan Khas / Special Education	0	0	0	0	0	0	0	0	0	0	0	0
Prauniversiti / Pre-university	0	0	0	0	0	0	0	0	0	0	0	0
<b>Jumlah Kecil / Sub-total</b>	<b>912</b>	<b>1,815</b>	<b>2,727</b>	<b>0</b>	<b>0</b>	<b>0</b>	<b>25</b>	<b>38</b>	<b>63</b>	<b>0</b>	<b>0</b>	<b>0</b>
TINGKATAN 6 ATAS / FORM 6 UPPER												
Kemanusiaan / Humanities	442	1115	1,557	0	0	0	15	43	58	0	0	0
Sains / Science	197	204	401	0	0	0	0	0	0	0	0	0
Agama / Religious	0	0	0	0	0	0	0	0	0	0	0	0
Program DVM Tahun 2 / VCM Year 2 Programme	0	0	0	0	0	0	0	0	0	0	0	0
Pendidikan Khas / Special Education	0	0	0	0	0	0	0	0	0	0	0	0
Prauniversiti / Pre-university	0	0	0	0	0	0	0	0	0	0	0	0
<b>Jumlah Kecil / Sub-total</b>	<b>639</b>	<b>1,319</b>	<b>1,958</b>	<b>0</b>	<b>0</b>	<b>0</b>	<b>15</b>	<b>43</b>	<b>58</b>	<b>0</b>	<b>0</b>	<b>0</b>
<b>Jumlah Lepas Menengah / Post Secondary Sub-total</b>	<b>1,551</b>	<b>3,134</b>	<b>4,685</b>	<b>0</b>	<b>0</b>	<b>0</b>	<b>40</b>	<b>81</b>	<b>121</b>	<b>0</b>	<b>0</b>	<b>0</b>
<b>JUMLAH BESAR / GRAND TOTAL</b>	<b>38,234</b>	<b>39,114</b>	<b>77,348</b>	<b>561</b>	<b>561</b>	<b>1,122</b>	<b>590</b>	<b>778</b>	<b>1,368</b>	<b>0</b>	<b>0</b>	<b>0</b>

Nota / Note :

\* Termasuk enrolmen Sekolah Model Khas, Sekolah Sukan, Sekolah Bimbingan Jalinan Kasih dan Sekolah Seni / Including enrolment in Special Model Schools, Sports Schools, Bimbingan Jalinan Kasih Schools and Arts Schools

\*\* Enrolmen Menengah Rendah termasuk murid pendidikan khas PPKI / Enrolment in Lower Secondary Schools includes pupils in SEIP

SABK GARS			Pendidikan Khas Special Education			Kolej Tingkatan 6 Form 6 College			Kolej Vokasional (KV) Vocational College (VC)			Jumlah Total			
J/T	L/M	P/F	J/T	L/M	P/F	J/T	L/M	P/F	J/T	L/M	P/F	J/T	L/M	P/F	J/T
0	0	0	0	0	0	0	0	0	0	0	0	0	765	342	1,107
0	0	0	0	0	0	0	0	0	0	0	0	0	7,619	7,413	15,032
0	67	111	178	0	0	0	0	0	0	0	0	0	220	299	519
0	0	0	0	0	0	0	0	0	0	0	0	0	0	0	0
0	0	0	0	0	0	0	0	0	0	0	0	0	7,626	7,412	15,038
0	81	89	170	0	0	0	0	0	0	0	0	0	227	258	485
0	0	0	0	0	0	0	0	0	0	0	0	0	21	18	39
0	0	0	0	0	0	0	0	0	0	0	0	0	7,534	7,148	14,682
0	74	92	166	0	0	0	0	0	0	0	0	0	230	275	505
0	0	0	0	0	0	0	0	0	0	0	0	0	9	20	29
0	0	0	0	0	0	0	0	0	0	0	0	0	586	302	888
0	0	0	0	0	0	0	0	0	0	0	0	0	0	0	0
0	222	292	514	0	0	0	0	0	0	0	0	0	24,837	23,487	48,324
0	0	0	0	0	0	0	0	0	0	0	0	0	4,775	4,597	9,372
0	0	0	0	0	0	0	0	0	0	0	0	0	1,696	2,202	3,898
0	66	88	154	0	0	0	0	0	0	0	0	0	66	88	154
0	0	0	0	0	0	0	0	0	0	0	0	0	102	96	198
0	0	0	0	0	0	0	0	0	0	0	0	0	0	0	0
0	0	0	0	0	0	0	0	0	0	0	0	0	90	124	214
0	0	0	0	0	0	0	0	0	0	0	0	0	0	0	0
0	0	0	0	0	0	0	0	0	0	0	0	0	0	0	0
0	0	0	0	0	0	0	0	0	0	25	0	25	25	0	25
0	0	0	0	0	0	0	0	0	0	403	279	682	403	279	682
0	0	0	0	0	0	0	0	0	0	0	0	0	0	0	0
0	66	88	154	0	0	0	0	0	0	428	279	707	7,157	7,386	14,543
0	0	0	0	0	0	0	0	0	0	0	0	0	4,401	4,492	8,893
0	0	0	0	0	0	0	0	0	0	0	0	0	1,705	2,256	3,961
0	87	80	167	0	0	0	0	0	0	0	0	0	87	80	167
0	0	0	0	0	0	0	0	0	0	0	0	0	135	78	213
0	0	0	0	0	0	0	0	0	0	0	0	0	134	39	173
0	0	0	0	0	0	0	0	0	0	0	0	0	141	159	300
0	0	0	0	0	0	0	0	0	0	0	0	0	0	0	0
0	0	0	0	0	0	0	0	0	0	0	0	0	0	0	0
0	0	0	0	0	0	0	0	0	0	7	8	15	7	8	15
0	0	0	0	0	0	0	0	0	0	0	0	0	0	0	0
0	0	0	0	0	0	0	0	0	0	392	325	717	392	325	717
0	0	0	0	0	0	0	0	0	0	0	0	0	0	0	0
0	87	80	167	0	0	0	0	0	0	399	333	732	7,002	7,437	14,439
0	153	168	321	0	0	0	0	0	0	827	612	1,439	14,159	14,823	28,982
0	375	460	835	0	0	0	0	0	0	827	612	1,439	38,996	38,310	77,306
0	0	0	0	0	0	0	0	0	0	0	0	0	692	1,513	2,205
0	0	0	0	0	0	0	0	0	0	0	0	0	245	340	585
0	0	0	0	0	0	0	0	0	0	0	0	0	0	0	0
0	0	0	0	0	0	0	0	0	0	404	322	726	404	322	726
0	0	0	0	0	0	0	0	0	0	0	0	0	0	0	0
0	0	0	0	0	0	0	0	0	0	0	0	0	0	0	0
0	0	0	0	0	0	0	0	0	0	404	322	726	1,341	2,175	3,516
0	0	0	0	0	0	0	0	0	0	0	0	0	457	1,158	1,615
0	0	0	0	0	0	0	0	0	0	0	0	0	197	204	401
0	0	0	0	0	0	0	0	0	0	0	0	0	0	0	0
0	0	0	0	0	0	0	0	0	0	408	356	764	408	356	764
0	0	0	0	0	0	0	0	0	0	0	0	0	0	0	0
0	0	0	0	0	0	0	0	0	0	0	0	0	0	0	0
0	0	0	0	0	0	0	0	0	0	408	356	764	1,062	1,718	2,780
0	0	0	0	0	0	0	0	0	0	812	678	1,490	2,403	3,893	6,296
0	375	460	835	0	0	0	0	0	0	1,639	1,290	2,929	41,399	42,203	83,602

1.8.11B ENROLMEN PERINGKAT MENENGAH DI SEKOLAH KERAJAAN DAN BANTUAN KERAJAAN LOKASI (LUAR BANDAR) SEPERTI PADA 30 JUN 2018  
ENROLMENT AT SECONDARY LEVEL IN GOVERNMENT AND GOVERNMENT-AIDED SCHOOLS BY LOCATION (RURAL) AS OF 30th JUNE 2018

SARAWAK	*Biasa / Regular			Berasrama Penuh Fully Residential			Agama Religious			Teknik Technical		
	Tingkatan / Form	L / M	P / F	J / T	L / M	P / F	J / T	L / M	P / F	J / T	L / M	P / F
MENENGAH RENDAH / LOWER SECONDARY: **												
Kelas Peralihan / Remove Class	436	167	603	0	0	0	0	0	0	0	0	0
Tingkatan 1 / Form 1	11238	10648	21,886	54	52	106	0	0	0	0	0	0
Tingkatan 1 Agama / Form 1 Religious	36	32	68	0	0	0	251	297	548	0	0	0
Tingkatan 1 PAV / Form 1 PAV	0	0	0	0	0	0	0	0	0	0	0	0
Tingkatan 2 / Form 2	10872	10847	21,719	31	59	90	0	0	0	0	0	0
Tingkatan 2 Agama / Form 2 Religious	27	23	50	0	0	0	276	272	548	0	0	0
Tingkatan 2 PAV / Form 2 PAV	43	6	49	0	0	0	0	0	0	0	0	0
Tingkatan 3 / Form 3	10493	10332	20,825	48	40	88	0	0	0	0	0	0
Tingkatan 3 Agama / Form 3 Religious	14	10	24	0	0	0	258	298	556	0	0	0
Tingkatan 3 PAV / Form 3 PAV	33	5	38	0	0	0	0	0	0	0	0	0
KKBP / SCLD	491	248	739	0	0	0	0	0	0	0	0	0
SBJK Menengah Rendah / Lower Secondary BJKS	0	0	0	0	0	0	0	0	0	0	0	0
<b>Jumlah Menengah Rendah / Lower Secondary Sub-total</b>	<b>33,683</b>	<b>32,318</b>	<b>66,001</b>	<b>133</b>	<b>151</b>	<b>284</b>	<b>785</b>	<b>867</b>	<b>1,652</b>	<b>0</b>	<b>0</b>	<b>0</b>
MENENGAH ATAS / UPPER SECONDARY:												
TINGKATAN 4 / FORM 4												
Kemanusiaan / Humanities	7581	6943	14,524	0	0	0	171	214	385	0	0	0
Sains / Science	970	1732	2,702	42	44	86	52	67	119	0	0	0
Agama / Religious	0	0	0	0	0	0	0	0	0	0	0	0
MPV / MPV	290	312	602	0	0	0	0	0	0	0	0	0
Program PVMA / PVMA Programme	29	3	32	0	0	0	0	0	0	0	0	0
Teknologi / Technology	469	769	1,238	0	0	0	0	0	0	0	0	0
Teknik / Technical	0	0	0	0	0	0	0	0	0	142	118	0
Kemahiran / Skills	0	0	0	0	0	0	0	0	0	0	0	0
Program Kemahiran Tahun 1 / Skills Programme Year 1	0	0	0	0	0	0	0	0	0	0	0	0
Program SVM Tahun 1 / VCM Year 1 Programme	0	0	0	0	0	0	0	0	0	0	0	0
Pendidikan Khas / Special Education	0	0	0	0	0	0	0	0	0	0	0	0
<b>Jumlah Kecil / Sub-total</b>	<b>9,339</b>	<b>9,759</b>	<b>19,098</b>	<b>42</b>	<b>44</b>	<b>86</b>	<b>223</b>	<b>281</b>	<b>504</b>	<b>142</b>	<b>118</b>	<b>0</b>
TINGKATAN 5 / FORM 5												
Kemanusiaan / Humanities	6896	6769	13,665	0	0	0	178	253	431	0	0	0
Sains / Science	911	1827	2,738	27	36	63	30	62	92	0	0	0
Agama / Religious	0	0	0	0	0	0	0	0	0	0	0	0
MPV / MPV	286	289	575	0	0	0	0	0	0	0	0	0
Program PVMA / PVMA Programme	81	30	111	0	0	0	0	0	0	0	0	0
Teknologi / Technology	538	834	1,372	0	0	0	0	0	0	0	0	0
Teknik / Technical	0	0	0	0	0	0	0	0	0	78	63	0
Kemahiran / Skills	0	0	0	0	0	0	0	0	0	0	0	0
Program Kemahiran Tahun 2 / Skills Programme Year 2	0	0	0	0	0	0	0	0	0	0	0	0
SBJK Menengah Atas / Upper Secondary BJKS	0	0	0	0	0	0	0	0	0	0	0	0
Program SVM Tahun 2 / VCM Year 2 Programme	0	0	0	0	0	0	0	0	0	0	0	0
Pendidikan Khas / Special Education	0	0	0	0	0	0	0	0	0	0	0	0
<b>Jumlah Kecil / Sub-total</b>	<b>8,712</b>	<b>9,749</b>	<b>18,461</b>	<b>27</b>	<b>36</b>	<b>63</b>	<b>208</b>	<b>315</b>	<b>523</b>	<b>78</b>	<b>63</b>	<b>0</b>
<b>Jumlah Menengah Atas / Upper Secondary Sub-total</b>	<b>18,051</b>	<b>19,508</b>	<b>37,559</b>	<b>69</b>	<b>80</b>	<b>149</b>	<b>431</b>	<b>596</b>	<b>1,027</b>	<b>220</b>	<b>181</b>	<b>0</b>
<b>Jumlah Menengah / Secondary Sub-total</b>	<b>51,734</b>	<b>51,826</b>	<b>103,560</b>	<b>202</b>	<b>231</b>	<b>433</b>	<b>1,216</b>	<b>1,463</b>	<b>2,679</b>	<b>220</b>	<b>181</b>	<b>0</b>
LEPAS MENENGAH / POST SECONDARY:												
TINGKATAN 6 RENDAH / FORM 6 LOWER												
Kemanusiaan / Humanities	1358	2728	4,086	0	0	0	49	110	159	0	0	0
Sains / Science	102	111	213	0	0	0	0	0	0	0	0	0
Agama / Religious	0	0	0	0	0	0	0	0	0	0	0	0
Program DVM Tahun 1 / VCM Year 1 Programme	0	0	0	0	0	0	0	0	0	0	0	0
Pendidikan Khas / Special Education	0	0	0	0	0	0	0	0	0	0	0	0
Prauniversiti / Pre-university	0	0	0	0	0	0	0	0	0	0	0	0
<b>Jumlah Kecil / Sub-total</b>	<b>1,460</b>	<b>2,839</b>	<b>4,299</b>	<b>0</b>	<b>0</b>	<b>0</b>	<b>49</b>	<b>110</b>	<b>159</b>	<b>0</b>	<b>0</b>	<b>0</b>
TINGKATAN 6 ATAS / FORM 6 UPPER												
Kemanusiaan / Humanities	943	2098	3,041	0	0	0	54	84	138	0	0	0
Sains / Science	67	96	163	0	0	0	0	0	0	0	0	0
Agama / Religious	0	0	0	0	0	0	0	0	0	0	0	0
Program DVM Tahun 2 / VCM Year 2 Programme	0	0	0	0	0	0	0	0	0	0	0	0
Pendidikan Khas / Special Education	0	0	0	0	0	0	0	0	0	0	0	0
Prauniversiti / Pre-university	0	0	0	0	0	0	0	0	0	0	0	0
<b>Jumlah Kecil / Sub-total</b>	<b>1,010</b>	<b>2,194</b>	<b>3,204</b>	<b>0</b>	<b>0</b>	<b>0</b>	<b>54</b>	<b>84</b>	<b>138</b>	<b>0</b>	<b>0</b>	<b>0</b>
<b>Jumlah Lepas Menengah / Post Secondary Sub-total</b>	<b>2,470</b>	<b>5,033</b>	<b>7,503</b>	<b>0</b>	<b>0</b>	<b>0</b>	<b>103</b>	<b>194</b>	<b>297</b>	<b>0</b>	<b>0</b>	<b>0</b>
<b>JUMLAH BESAR / GRAND TOTAL</b>	<b>54,204</b>	<b>56,859</b>	<b>111,063</b>	<b>202</b>	<b>231</b>	<b>433</b>	<b>1,319</b>	<b>1,657</b>	<b>2,976</b>	<b>220</b>	<b>181</b>	<b>0</b>

Nota / Note:

\* Termasuk enrolmen Sekolah Model Khas, Sekolah Sukan, Sekolah Bimbingan Jalinan Kasih dan Sekolah Seni / Including enrolment in Special Model Schools, Sports Schools, Bimbingan Jalinan Kasih Schools and Arts Schools

\*\* Enrolmen Menengah Rendah termasuk murid pendidikan khas PPKI / Enrolment in Lower Secondary Schools includes pupils in SEIP

SABK GARS			Pendidikan Khas Special Education			Kolej Tingkatan 6 Form 6 College			Kolej Vokasional (KV) Vocational College (VC)			Jumlah Total			
J/T	L/M	P/F	J/T	L/M	P/F	J/T	L/M	P/F	J/T	L/M	P/F	J/T	L/M	P/F	J/T
0	0	0	0	0	0	0	0	0	0	0	0	0	436	167	603
0	0	0	0	0	0	0	0	0	0	0	0	0	11,292	10,700	21,992
0	57	42	99	0	0	0	0	0	0	0	0	0	344	371	715
0	0	0	0	0	0	0	0	0	0	0	0	0	0	0	0
0	0	0	0	0	0	0	0	0	0	0	0	0	10,903	10,906	21,809
0	44	47	91	0	0	0	0	0	0	0	0	0	347	342	689
0	0	0	0	0	0	0	0	0	0	0	0	0	43	6	49
0	0	0	0	0	0	0	0	0	0	0	0	0	10,541	10,372	20,913
0	45	39	84	0	0	0	0	0	0	0	0	0	317	347	664
0	0	0	0	0	0	0	0	0	0	0	0	0	33	5	38
0	0	0	0	0	0	0	0	0	0	0	0	0	491	248	739
0	0	0	0	0	0	0	0	0	0	0	0	0	0	0	0
0	146	128	274	0	0	0	0	0	0	0	0	0	34,747	33,464	68,211
0	0	0	0	0	0	0	0	0	0	0	0	0	7,752	7,157	14,909
0	0	0	0	0	0	0	0	0	0	0	0	0	1,064	1,843	2,907
0	42	45	87	0	0	0	0	0	0	0	0	0	42	45	87
0	0	0	0	0	0	0	0	0	0	0	0	0	290	312	602
0	0	0	0	0	0	0	0	0	0	0	0	0	29	3	32
0	0	0	0	0	0	0	0	0	0	0	0	0	469	769	1,238
260	0	0	0	0	0	0	0	0	0	0	0	0	142	118	260
0	0	0	0	0	0	0	0	0	0	0	0	0	0	0	0
0	0	0	0	0	0	0	0	0	0	35	1	36	35	1	36
0	0	0	0	0	0	0	0	0	0	278	191	469	278	191	469
0	0	0	0	0	0	0	0	0	0	0	0	0	0	0	0
260	42	45	87	0	0	0	0	0	0	313	192	505	10,101	10,439	20,540
0	0	0	0	0	0	0	0	0	0	0	0	0	7,074	7,022	14,096
0	0	0	0	0	0	0	0	0	0	0	0	0	968	1,925	2,893
0	51	55	106	0	0	0	0	0	0	0	0	0	51	55	106
0	0	0	0	0	0	0	0	0	0	0	0	0	286	289	575
0	0	0	0	0	0	0	0	0	0	0	0	0	81	30	111
0	0	0	0	0	0	0	0	0	0	0	0	0	538	834	1,372
141	0	0	0	0	0	0	0	0	0	0	0	0	78	63	141
0	0	0	0	0	0	0	0	0	0	0	0	0	0	0	0
0	0	0	0	0	0	0	0	0	0	27	0	27	27	0	27
0	0	0	0	0	0	0	0	0	0	0	0	0	0	0	0
0	0	0	0	0	0	0	0	0	0	290	184	474	290	184	474
0	0	0	0	0	0	0	0	0	0	0	0	0	0	0	0
141	51	55	106	0	0	0	0	0	0	317	184	501	9,393	10,402	19,795
401	93	100	193	0	0	0	0	0	0	630	376	1,006	19,494	20,841	40,335
401	239	228	467	0	0	0	0	0	0	630	376	1,006	54,241	54,305	108,546
0	0	0	0	0	0	0	78	135	213	0	0	0	1,407	2,838	4,245
0	0	0	0	0	0	0	2	3	5	0	0	0	102	111	213
0	10	13	23	0	0	0	0	0	0	0	0	0	10	13	23
0	0	0	0	0	0	0	0	0	0	256	175	431	256	175	431
0	0	0	0	0	0	0	0	0	0	0	0	0	0	0	0
0	0	0	0	0	0	0	0	0	0	0	0	0	0	0	0
0	10	13	23	0	0	0	80	138	218	256	175	431	1,775	3,137	4,912
0	0	0	0	0	0	0	50	118	168	0	0	0	997	2,182	3,179
0	0	0	0	0	0	0	1	0	1	0	0	0	67	96	163
0	0	0	0	0	0	0	0	0	0	0	0	0	0	0	0
0	0	0	0	0	0	0	0	0	0	206	207	413	206	207	413
0	0	0	0	0	0	0	0	0	0	0	0	0	0	0	0
0	0	0	0	0	0	0	0	0	0	0	0	0	0	0	0
0	0	0	0	0	0	0	51	118	169	206	207	413	1,270	2,485	3,755
0	10	13	23	0	0	0	131	256	387	462	382	844	3,045	5,622	8,667
401	249	241	490	0	0	0	131	256	387	1,092	758	1,850	57,286	59,927	117,213

1.8.12 ENROLMEN PERINGKAT MENENGAH DI SEKOLAH KERAJAAN DAN BANTUAN KERAJAAN SEPERTI PADA 30 JUN 2018  
ENROLMENT AT SECONDARY LEVEL IN GOVERNMENT AND GOVERNMENT-AIDED SCHOOLS AS OF 30th JUNE 2018

SELANGOR	*Biasa / Regular			Berasrama Penuh Fully Residential			Agama Religious			Teknik Technical		
	Tingkatan / Form	L / M	P / F	J / T	L / M	P / F	J / T	L / M	P / F	J / T	L / M	P / F
MENENGAH RENDAH / LOWER SECONDARY: **												
Kelas Peralihan / Remove Class	2075	1095	3,170	0	0	0	0	0	0	0	0	0
Tingkatan 1 / Form 1	31709	30497	62,206	344	540	884	0	0	0	0	0	0
Tingkatan 1 Agama / Form 1 Religious	1404	2015	3,419	127	132	259	167	275	442	0	0	0
Tingkatan 1 PAV / Form 1 PAV	16	4	20	0	0	0	0	0	0	0	0	0
Tingkatan 2 / Form 2	32237	31380	63,617	343	527	870	0	0	0	0	0	0
Tingkatan 2 Agama / Form 2 Religious	1373	2034	3,407	125	126	251	131	250	381	0	0	0
Tingkatan 2 PAV / Form 2 PAV	94	46	140	0	0	0	0	0	0	0	0	0
Tingkatan 3 / Form 3	30929	30464	61,393	337	522	859	0	0	0	0	0	0
Tingkatan 3 Agama / Form 3 Religious	1395	2064	3,459	111	131	242	201	263	464	0	0	0
Tingkatan 3 PAV / Form 3 PAV	79	42	121	0	0	0	0	0	0	0	0	0
KKBP / SCLD	3018	1414	4,432	0	0	0	0	0	0	0	0	0
SBJK Menengah Rendah / Lower Secondary BJKS	0	0	0	0	0	0	0	0	0	0	0	0
Jumlah Menengah Rendah / Lower Secondary Sub-total	104,329	101,055	205,384	1,387	1,978	3,365	499	788	1,287	0	0	0
MENENGAH ATAS / UPPER SECONDARY:												
TINGKATAN 4 / FORM 4												
Kemanusiaan / Humanities	15516	13202	28,718	61	51	112	43	38	81	0	0	0
Sains / Science	5928	8196	14,124	521	756	1,277	84	165	249	0	0	0
Agama / Religious	0	0	0	0	0	0	0	0	0	0	0	0
MPV / MPV	771	339	1,110	0	0	0	0	0	0	0	0	0
Program PVMA/ PVMA Programme	233	135	368	0	0	0	0	0	0	0	0	0
Teknologi / Technology	7420	9783	17,203	0	0	0	23	27	50	0	0	0
Teknik / Technical	0	0	0	0	0	0	0	0	0	0	0	0
Kemahiran / Skills	0	0	0	0	0	0	0	0	0	0	0	0
Program Kemahiran Tahun 1 / Skills Programme Year 1	0	0	0	0	0	0	0	0	0	0	0	0
Program SVM Tahun 1 / VCM Year 1 Programme	0	0	0	0	0	0	0	0	0	0	0	0
Pendidikan Khas / Special Education	0	0	0	0	0	0	0	0	0	0	0	0
Jumlah Kecil / Sub-total	29,868	31,655	61,523	582	807	1,389	150	230	380	0	0	0
TINGKATAN 5 / FORM 5												
Kemanusiaan / Humanities	14655	12631	27,286	34	53	87	46	75	121	0	0	0
Sains / Science	5916	8698	14,614	472	691	1,163	84	147	231	0	0	0
Agama / Religious	0	0	0	0	0	0	0	0	0	0	0	0
MPV / MPV	677	320	997	0	0	0	0	0	0	0	0	0
Program PVMA/ PVMA Programme	335	236	571	0	0	0	0	0	0	0	0	0
Teknologi / Technology	7434	9681	17,115	0	0	0	25	30	55	0	0	0
Teknik / Technical	0	0	0	0	0	0	0	0	0	0	0	0
Kemahiran / Skills	0	0	0	0	0	0	0	0	0	0	0	0
Program Kemahiran Tahun 2 / Skills Programme Year 2	0	0	0	0	0	0	0	0	0	0	0	0
SBJK Menengah Atas / Upper Secondary BJKS	0	0	0	0	0	0	0	0	0	0	0	0
Program SVM Tahun 2 / VCM Year 2 Programme	0	0	0	0	0	0	0	0	0	0	0	0
Pendidikan Khas / Special Education	0	0	0	0	0	0	0	0	0	0	0	0
Jumlah Kecil / Sub-total	29,017	31,566	60,583	506	744	1,250	155	252	407	0	0	0
Jumlah Menengah Atas / Upper Secondary Sub-total	58,885	63,221	122,106	1,088	1,551	2,639	305	482	787	0	0	0
Jumlah Menengah / Secondary Sub-total	163,214	164,276	327,490	2,475	3,529	6,004	804	1,270	2,074	0	0	0
LEPAS MENENGAH / POST SECONDARY:												
TINGKATAN 6 RENDAH / FORM 6 LOWER												
Kemanusiaan / Humanities	1390	3252	4,642	38	59	97	49	99	148	0	0	0
Sains / Science	362	409	771	0	0	0	0	0	0	0	0	0
Agama / Religious	0	0	0	0	0	0	0	0	0	0	0	0
Program DVM Tahun 1 / VCM Year 1 Programme	0	0	0	0	0	0	0	0	0	0	0	0
Pendidikan Khas / Special Education	0	0	0	0	0	0	0	0	0	0	0	0
Prauniversiti / Pre-university	0	0	0	0	0	0	0	0	0	0	0	0
Jumlah Kecil / Sub-total	1,752	3,661	5,413	38	59	97	49	99	148	0	0	0
TINGKATAN 6 ATAS / FORM 6 UPPER												
Kemanusiaan / Humanities	1009	2516	3,525	27	34	61	45	106	151	0	0	0
Sains / Science	255	340	595	0	0	0	0	0	0	0	0	0
Agama / Religious	0	0	0	0	0	0	0	0	0	0	0	0
Program DVM Tahun 2 / VCM Year 2 Programme	0	0	0	0	0	0	0	0	0	0	0	0
Pendidikan Khas / Special Education	0	0	0	0	0	0	0	0	0	0	0	0
Prauniversiti / Pre-university	0	0	0	0	0	0	0	0	0	0	0	0
Jumlah Kecil / Sub-total	1,264	2,856	4,120	27	34	61	45	106	151	0	0	0
Jumlah Lepas Menengah / Post Secondary Sub-total	3,016	6,517	9,533	65	93	158	94	205	299	0	0	0
<b>JUMLAH BESAR / GRAND TOTAL</b>	<b>166,230</b>	<b>170,793</b>	<b>337,023</b>	<b>2,540</b>	<b>3,622</b>	<b>6,162</b>	<b>898</b>	<b>1,475</b>	<b>2,373</b>	<b>0</b>	<b>0</b>	<b>0</b>

Nota / Note :

\* Termasuk enrolmen Sekolah Model Khas, Sekolah Sukan, Sekolah Bimbingan Jalanan Kasih dan Sekolah Seni / Including enrolment in Special Model Schools, Sports Schools, Bimbingan Jalanan Kasih Schools and Arts Schools

\*\* Enrolmen Menengah Rendah termasuk murid pendidikan khas PPKI / Enrolment in Lower Secondary Schools includes pupils in SEIP

SABK GARS			Pendidikan Khas Special Education			Kolej Tingkatan 6 Form 6 College			Kolej Vokasional (KV) Vocational College (VC)			Jumlah Total			
J/T	L/M	P/F	J/T	L/M	P/F	J/T	L/M	P/F	J/T	L/M	P/F	J/T	L/M	P/F	J/T
0	0	0	0	0	0	0	0	0	0	0	0	0	2,075	1,095	3,170
0	0	0	0	0	0	0	0	0	0	0	0	0	32,053	31,037	63,090
0	1498	1713	3,211	0	0	0	0	0	0	0	0	0	3,196	4,135	7,331
0	0	0	0	0	0	0	0	0	0	0	0	0	16	4	20
0	0	0	0	0	0	0	0	0	0	0	0	0	32,580	31,907	64,487
0	1286	1673	2,959	0	0	0	0	0	0	0	0	0	2,915	4,083	6,998
0	0	0	0	0	0	0	0	0	0	0	0	0	94	46	140
0	0	0	0	0	0	0	0	0	0	0	0	0	31,266	30,986	62,252
0	1471	1738	3,209	0	0	0	0	0	0	0	0	0	3,178	4,196	7,374
0	0	0	0	0	0	0	0	0	0	0	0	0	79	42	121
0	0	0	0	0	0	0	0	0	0	0	0	0	3,018	1,414	4,432
0	0	0	0	0	0	0	0	0	0	0	0	0	0	0	0
0	4,255	5,124	9,379	0	0	0	0	0	0	0	0	0	110,470	108,945	219,415
0	0	0	0	0	0	0	0	0	0	0	0	0	15,620	13,291	28,911
0	0	0	0	0	0	0	0	0	0	0	0	0	6,533	9,117	15,650
0	1159	1569	2,728	0	0	0	0	0	0	0	0	0	1,159	1,569	2,728
0	0	0	0	0	0	0	0	0	0	0	0	0	771	339	1,110
0	0	0	0	0	0	0	0	0	0	0	0	0	233	135	368
0	0	0	0	0	0	0	0	0	0	0	0	0	7,443	9,810	17,253
0	0	0	0	0	0	0	0	0	0	0	0	0	0	0	0
0	0	0	0	58	66	124	0	0	0	0	0	0	58	66	124
0	0	0	0	0	0	0	0	0	0	163	10	173	163	10	173
0	0	0	0	0	0	0	0	0	0	856	566	1,422	856	566	1,422
0	0	0	0	0	0	0	0	0	0	0	0	0	0	0	0
0	1,159	1,569	2,728	58	66	124	0	0	0	1,019	576	1,595	32,836	34,903	67,739
0	0	0	0	0	0	0	0	0	0	0	0	0	14,735	12,759	27,494
0	0	0	0	0	0	0	0	0	0	0	0	0	6,472	9,536	16,008
0	1174	1657	2,831	0	0	0	0	0	0	0	0	0	1,174	1,657	2,831
0	0	0	0	0	0	0	0	0	0	0	0	0	677	320	997
0	0	0	0	0	0	0	0	0	0	0	0	0	335	236	571
0	0	0	0	0	0	0	0	0	0	0	0	0	7,459	9,711	17,170
0	0	0	0	0	0	0	0	0	0	0	0	0	0	0	0
0	0	0	0	50	50	100	0	0	0	0	0	0	50	50	100
0	0	0	0	0	0	0	0	0	0	100	6	106	100	6	106
0	0	0	0	0	0	0	0	0	0	0	0	0	0	0	0
0	0	0	0	0	0	0	0	0	0	958	542	1,500	958	542	1,500
0	0	0	0	0	0	0	0	0	0	0	0	0	0	0	0
0	1,174	1,657	2,831	50	50	100	0	0	0	1,058	548	1,606	31,960	34,817	66,777
0	2,333	3,226	5,559	108	116	224	0	0	0	2,077	1,124	3,201	64,796	69,720	134,516
0	6,588	8,350	14,938	108	116	224	0	0	0	2,077	1,124	3,201	175,266	178,665	353,931
0	87	177	264	0	0	0	415	923	1,338	0	0	0	1,564	3,587	5,151
0	0	0	0	0	0	0	93	132	225	0	0	0	362	409	771
0	229	399	628	0	0	0	0	0	0	0	0	0	229	399	628
0	0	0	0	0	0	0	0	0	0	954	581	1,535	954	581	1,535
0	0	0	0	0	0	0	0	0	0	0	0	0	0	0	0
0	0	0	0	0	0	0	0	0	0	0	0	0	0	0	0
0	316	576	892	0	0	0	508	1,055	1,563	954	581	1,535	3,109	4,976	8,085
0	103	185	288	0	0	0	222	637	859	0	0	0	1,184	2,841	4,025
0	0	0	0	0	0	0	76	84	160	0	0	0	255	340	595
0	0	0	0	0	0	0	0	0	0	0	0	0	0	0	0
0	0	0	0	0	0	0	0	0	0	914	602	1,516	914	602	1,516
0	0	0	0	0	0	0	0	0	0	0	0	0	0	0	0
0	0	0	0	0	0	0	0	0	0	0	0	0	0	0	0
0	103	185	288	0	0	0	298	721	1,019	914	602	1,516	2,353	3,783	6,136
0	419	761	1,180	0	0	0	806	1,776	2,582	1,868	1,183	3,051	5,462	8,759	14,221
0	7,007	9,111	16,118	108	116	224	806	1,776	2,582	3,945	2,307	6,252	180,728	187,424	368,152

1.8.12A ENROLMEN PERINGKAT MENENGAH DI SEKOLAH KERAJAAN DAN BANTUAN KERAJAAN MENGIKUT LOKASI (BANDAR) SEPERTI PADA 30 JUN 2018  
ENROLMENT AT SECONDARY LEVEL IN GOVERNMENT AND GOVERNMENT-AIDED SCHOOLS BY LOCATION (URBAN) AS OF 30th JUNE 2018

SELANGOR	*Biasa / Regular			Berasrama Penuh Fully Residential			Agama Religious			Teknik Technical		
	Tingkatan / Form	L / M	P / F	J / T	L / M	P / F	J / T	L / M	P / F	J / T	L / M	P / F
MENENGAH RENDAH / LOWER SECONDARY: **												
Kelas Peralihan / Remove Class	1468	790	2,258	0	0	0	0	0	0	0	0	0
Tingkatan 1 / Form 1	21345	20572	41,917	133	312	445	0	0	0	0	0	0
Tingkatan 1 Agama / Form 1 Religious	942	1274	2,216	75	74	149	62	126	188	0	0	0
Tingkatan 1 PAV / Form 1 PAV	0	0	0	0	0	0	0	0	0	0	0	0
Tingkatan 2 / Form 2	21862	21138	43,000	131	305	436	0	0	0	0	0	0
Tingkatan 2 Agama / Form 2 Religious	892	1277	2,169	77	71	148	52	113	165	0	0	0
Tingkatan 2 PAV / Form 2 PAV	11	28	39	0	0	0	0	0	0	0	0	0
Tingkatan 3 / Form 3	20965	20682	41,647	121	300	421	0	0	0	0	0	0
Tingkatan 3 Agama / Form 3 Religious	951	1293	2,244	55	68	123	76	117	193	0	0	0
Tingkatan 3 PAV / Form 3 PAV	13	29	42	0	0	0	0	0	0	0	0	0
KKBP / SCLD	1966	901	2,867	0	0	0	0	0	0	0	0	0
SBJK Menengah Rendah / Lower Secondary BJKS	0	0	0	0	0	0	0	0	0	0	0	0
Jumlah Menengah Rendah / Lower Secondary Sub-total	70,415	67,984	138,399	592	1,130	1,722	190	356	546	0	0	0
MENENGAH ATAS / UPPER SECONDARY:												
TINGKATAN 4 / FORM 4												
Kemanusiaan / Humanities	10385	9100	19,485	61	51	112	21	16	37	0	0	0
Sains / Science	4709	6224	10,933	285	484	769	47	78	125	0	0	0
Agama / Religious	0	0	0	0	0	0	0	0	0	0	0	0
MPV / MPV	524	188	712	0	0	0	0	0	0	0	0	0
Program PVMA / PVMA Programme	140	89	229	0	0	0	0	0	0	0	0	0
Teknologi / Technology	4782	6144	10,926	0	0	0	0	0	0	0	0	0
Teknik / Technical	0	0	0	0	0	0	0	0	0	0	0	0
Kemahiran / Skills	0	0	0	0	0	0	0	0	0	0	0	0
Program Kemahiran Tahun 1 / Skills Programme Year 1	0	0	0	0	0	0	0	0	0	0	0	0
Program SVM Tahun 1 / VCM Year 1 Programme	0	0	0	0	0	0	0	0	0	0	0	0
Pendidikan Khas / Special Education	0	0	0	0	0	0	0	0	0	0	0	0
Jumlah Kecil / Sub-total	20,540	21,745	42,285	346	535	881	68	94	162	0	0	0
TINGKATAN 5 / FORM 5												
Kemanusiaan / Humanities	10107	8951	19,058	34	53	87	26	47	73	0	0	0
Sains / Science	4639	6649	11,288	267	456	723	39	69	108	0	0	0
Agama / Religious	0	0	0	0	0	0	0	0	0	0	0	0
MPV / MPV	456	192	648	0	0	0	0	0	0	0	0	0
Program PVMA / PVMA Programme	139	171	310	0	0	0	0	0	0	0	0	0
Teknologi / Technology	4835	6037	10,872	0	0	0	0	0	0	0	0	0
Teknik / Technical	0	0	0	0	0	0	0	0	0	0	0	0
Kemahiran / Skills	0	0	0	0	0	0	0	0	0	0	0	0
Program Kemahiran Tahun 2 / Skills Programme Year 2	0	0	0	0	0	0	0	0	0	0	0	0
SBJK Menengah Atas / Upper Secondary BJKS	0	0	0	0	0	0	0	0	0	0	0	0
Program SVM Tahun 2 / VCM Year 2 Programme	0	0	0	0	0	0	0	0	0	0	0	0
Pendidikan Khas / Special Education	0	0	0	0	0	0	0	0	0	0	0	0
Jumlah Kecil / Sub-total	20,176	22,000	42,176	301	509	810	65	116	181	0	0	0
Jumlah Menengah Atas / Upper Secondary Sub-total	40,716	43,745	84,461	647	1,044	1,691	133	210	343	0	0	0
Jumlah Menengah / Secondary Sub-total	111,131	111,729	222,860	1,239	2,174	3,413	323	566	889	0	0	0
LEPAS MENENGAH / POST SECONDARY:												
TINGKATAN 6 RENDAH / FORM 6 LOWER												
Kemanusiaan / Humanities	1207	2821	4,028	38	59	97	29	61	90	0	0	0
Sains / Science	360	393	753	0	0	0	0	0	0	0	0	0
Agama / Religious	0	0	0	0	0	0	0	0	0	0	0	0
Program DVM Tahun 1 / VCM Year 1 Programme	0	0	0	0	0	0	0	0	0	0	0	0
Pendidikan Khas / Special Education	0	0	0	0	0	0	0	0	0	0	0	0
Prauniversiti / Pre-university	0	0	0	0	0	0	0	0	0	0	0	0
Jumlah Kecil / Sub-total	1,567	3,214	4,781	38	59	97	29	61	90	0	0	0
TINGKATAN 6 ATAS / FORM 6 UPPER												
Kemanusiaan / Humanities	868	2207	3,075	27	34	61	17	44	61	0	0	0
Sains / Science	249	329	578	0	0	0	0	0	0	0	0	0
Agama / Religious	0	0	0	0	0	0	0	0	0	0	0	0
Program DVM Tahun 2 / VCM Year 2 Programme	0	0	0	0	0	0	0	0	0	0	0	0
Pendidikan Khas / Special Education	0	0	0	0	0	0	0	0	0	0	0	0
Prauniversiti / Pre-university	0	0	0	0	0	0	0	0	0	0	0	0
Jumlah Kecil / Sub-total	1,117	2,536	3,653	27	34	61	17	44	61	0	0	0
Jumlah Lepas Menengah / Post Secondary Sub-total	2,684	5,750	8,434	65	93	158	46	105	151	0	0	0
<b>JUMLAH BESAR / GRAND TOTAL</b>	<b>113,815</b>	<b>117,479</b>	<b>231,294</b>	<b>1,304</b>	<b>2,267</b>	<b>3,571</b>	<b>369</b>	<b>671</b>	<b>1,040</b>	<b>0</b>	<b>0</b>	<b>0</b>

Nota / Note:

\* Termasuk enrolmen Sekolah Model Khas, Sekolah Sukan, Sekolah Bimbingan Jalinan Kasih dan Sekolah Seni / Including enrolment in Special Model Schools, Sports Schools, Bimbingan Jalinan Kasih Schools and Arts Schools

\*\* Enrolmen Menengah Rendah termasuk murid pendidikan khas PPKI / Enrolment in Lower Secondary Schools includes pupils in SEIP

SABK GARS			Pendidikan Khas Special Education			Kolej Tingkatan 6 Form 6 College			Kolej Vokasional (KV) Vocational College (VC)			Jumlah Total			
J/T	L/M	P/F	J/T	L/M	P/F	J/T	L/M	P/F	J/T	L/M	P/F	J/T	L/M	P/F	J/T
0	0	0	0	0	0	0	0	0	0	0	0	1,468	790	2,258	
0	0	0	0	0	0	0	0	0	0	0	0	21,478	20,884	42,362	
0	792	920	1,712	0	0	0	0	0	0	0	0	1,871	2,394	4,265	
0	0	0	0	0	0	0	0	0	0	0	0	0	0	0	
0	0	0	0	0	0	0	0	0	0	0	0	21,993	21,443	43,436	
0	670	895	1,565	0	0	0	0	0	0	0	0	1,691	2,356	4,047	
0	0	0	0	0	0	0	0	0	0	0	0	11	28	39	
0	0	0	0	0	0	0	0	0	0	0	0	21,086	20,982	42,068	
0	801	909	1,710	0	0	0	0	0	0	0	0	1,883	2,387	4,270	
0	0	0	0	0	0	0	0	0	0	0	0	13	29	42	
0	0	0	0	0	0	0	0	0	0	0	0	1,966	901	2,867	
0	0	0	0	0	0	0	0	0	0	0	0	0	0	0	
0	2,263	2,724	4,987	0	0	0	0	0	0	0	0	73,460	72,194	145,654	
0	0	0	0	0	0	0	0	0	0	0	0	10,467	9,167	19,634	
0	0	0	0	0	0	0	0	0	0	0	0	5,041	6,786	11,827	
0	657	837	1,494	0	0	0	0	0	0	0	0	657	837	1,494	
0	0	0	0	0	0	0	0	0	0	0	0	524	188	712	
0	0	0	0	0	0	0	0	0	0	0	0	140	89	229	
0	0	0	0	0	0	0	0	0	0	0	0	4,782	6,144	10,926	
0	0	0	0	0	0	0	0	0	0	0	0	0	0	0	
0	0	0	0	58	66	124	0	0	0	0	0	58	66	124	
0	0	0	0	0	0	0	0	0	0	144	2	146	144	2	146
0	0	0	0	0	0	0	0	0	0	500	364	864	500	364	864
0	0	0	0	0	0	0	0	0	0	0	0	0	0	0	0
0	657	837	1,494	58	66	124	0	0	0	644	366	1,010	22,313	23,643	45,956
0	0	0	0	0	0	0	0	0	0	0	0	10,167	9,051	19,218	
0	0	0	0	0	0	0	0	0	0	0	0	4,945	7,174	12,119	
0	677	942	1,619	0	0	0	0	0	0	0	0	677	942	1,619	
0	0	0	0	0	0	0	0	0	0	0	0	456	192	648	
0	0	0	0	0	0	0	0	0	0	0	0	139	171	310	
0	0	0	0	0	0	0	0	0	0	0	0	4,835	6,037	10,872	
0	0	0	0	0	0	0	0	0	0	0	0	0	0	0	0
0	0	0	0	50	50	100	0	0	0	0	0	50	50	100	
0	0	0	0	0	0	0	0	0	0	79	2	81	79	2	81
0	0	0	0	0	0	0	0	0	0	0	0	0	0	0	0
0	0	0	0	0	0	0	0	0	0	555	320	875	555	320	875
0	0	0	0	0	0	0	0	0	0	0	0	0	0	0	0
0	677	942	1,619	50	50	100	0	0	0	634	322	956	21,903	23,939	45,842
0	1,334	1,779	3,113	108	116	224	0	0	0	1,278	688	1,966	44,216	47,582	91,798
0	3,597	4,503	8,100	108	116	224	0	0	0	1,278	688	1,966	117,676	119,776	237,452
0	46	88	134	0	0	0	415	923	1,338	0	0	0	1,320	3,029	4,349
0	0	0	0	0	0	0	93	132	225	0	0	0	360	393	753
0	121	202	323	0	0	0	0	0	0	0	0	0	121	202	323
0	0	0	0	0	0	0	0	0	0	607	373	980	607	373	980
0	0	0	0	0	0	0	0	0	0	0	0	0	0	0	0
0	0	0	0	0	0	0	0	0	0	0	0	0	0	0	0
0	167	290	457	0	0	0	508	1,055	1,563	607	373	980	2,408	3,997	6,405
0	50	102	152	0	0	0	222	637	859	0	0	0	962	2,387	3,349
0	0	0	0	0	0	0	76	84	160	0	0	0	249	329	578
0	0	0	0	0	0	0	0	0	0	0	0	0	0	0	0
0	0	0	0	0	0	0	0	0	0	508	360	868	508	360	868
0	0	0	0	0	0	0	0	0	0	0	0	0	0	0	0
0	0	0	0	0	0	0	0	0	0	0	0	0	0	0	0
0	50	102	152	0	0	0	298	721	1,019	508	360	868	1,719	3,076	4,795
0	217	392	609	0	0	0	806	1,776	2,582	1,115	733	1,848	4,127	7,073	11,200
0	3,814	4,895	8,709	108	116	224	806	1,776	2,582	2,393	1,421	3,814	121,803	126,849	248,652

1.8.12B ENROLMEN PERINGKAT MENENGAH DI SEKOLAH KERAJAAN DAN BANTUAN KERAJAAN LOKASI (LUAR BANDAR) SEPERTI PADA 30 JUN 2018  
ENROLMENT AT SECONDARY LEVEL IN GOVERNMENT AND GOVERNMENT-AIDED SCHOOLS BY LOCATION (RURAL) AS OF 30th JUNE 2018

SELANGOR	*Biasa / Regular			Berasrama Penuh Fully Residential			Agama Religious			Teknik Technical		
	Tingkatan / Form	L / M	P / F	J / T	L / M	P / F	J / T	L / M	P / F	J / T	L / M	P / F
MENENGAH RENDAH / LOWER SECONDARY: **												
Kelas Peralihan / Remove Class	607	305	912	0	0	0	0	0	0	0	0	0
Tingkatan 1 / Form 1	10364	9925	20,289	211	228	439	0	0	0	0	0	0
Tingkatan 1 Agama / Form 1 Religious	462	741	1,203	52	58	110	105	149	254	0	0	0
Tingkatan 1 PAV / Form 1 PAV	16	4	20	0	0	0	0	0	0	0	0	0
Tingkatan 2 / Form 2	10375	10242	20,617	212	222	434	0	0	0	0	0	0
Tingkatan 2 Agama / Form 2 Religious	481	757	1,238	48	55	103	79	137	216	0	0	0
Tingkatan 2 PAV / Form 2 PAV	83	18	101	0	0	0	0	0	0	0	0	0
Tingkatan 3 / Form 3	9964	9782	19,746	216	222	438	0	0	0	0	0	0
Tingkatan 3 Agama / Form 3 Religious	444	771	1,215	56	63	119	125	146	271	0	0	0
Tingkatan 3 PAV / Form 3 PAV	66	13	79	0	0	0	0	0	0	0	0	0
KKBP / SCLD	1052	513	1,565	0	0	0	0	0	0	0	0	0
SBJK Menengah Rendah / Lower Secondary BJKS	0	0	0	0	0	0	0	0	0	0	0	0
<b>Jumlah Menengah Rendah / Lower Secondary Sub-total</b>	<b>33,914</b>	<b>33,071</b>	<b>66,985</b>	<b>795</b>	<b>848</b>	<b>1,643</b>	<b>309</b>	<b>432</b>	<b>741</b>	<b>0</b>	<b>0</b>	<b>0</b>
MENENGAH ATAS / UPPER SECONDARY:												
TINGKATAN 4 / FORM 4												
Kemanusiaan / Humanities	5131	4102	9,233	0	0	0	22	22	44	0	0	0
Sains / Science	1219	1972	3,191	236	272	508	37	87	124	0	0	0
Agama / Religious	0	0	0	0	0	0	0	0	0	0	0	0
MPV / MPV	247	151	398	0	0	0	0	0	0	0	0	0
Program PVMA/ PVMA Programme	93	46	139	0	0	0	0	0	0	0	0	0
Teknologi / Technology	2638	3639	6,277	0	0	0	23	27	50	0	0	0
Teknik / Technical	0	0	0	0	0	0	0	0	0	0	0	0
Kemahiran / Skills	0	0	0	0	0	0	0	0	0	0	0	0
Program Kemahiran Tahun 1 / Skills Programme Year 1	0	0	0	0	0	0	0	0	0	0	0	0
Program SVM Tahun 1 / VCM Year 1 Programme	0	0	0	0	0	0	0	0	0	0	0	0
Pendidikan Khas / Special Education	0	0	0	0	0	0	0	0	0	0	0	0
<b>Jumlah Kecil / Sub-total</b>	<b>9,328</b>	<b>9,910</b>	<b>19,238</b>	<b>236</b>	<b>272</b>	<b>508</b>	<b>82</b>	<b>136</b>	<b>218</b>	<b>0</b>	<b>0</b>	<b>0</b>
TINGKATAN 5 / FORM 5												
Kemanusiaan / Humanities	4548	3680	8,228	0	0	0	20	28	48	0	0	0
Sains / Science	1277	2049	3,326	205	235	440	45	78	123	0	0	0
Agama / Religious	0	0	0	0	0	0	0	0	0	0	0	0
MPV / MPV	221	128	349	0	0	0	0	0	0	0	0	0
Program PVMA/ PVMA Programme	196	65	261	0	0	0	0	0	0	0	0	0
Teknologi / Technology	2599	3644	6,243	0	0	0	25	30	55	0	0	0
Teknik / Technical	0	0	0	0	0	0	0	0	0	0	0	0
Kemahiran / Skills	0	0	0	0	0	0	0	0	0	0	0	0
Program Kemahiran Tahun 2 / Skills Programme Year 2	0	0	0	0	0	0	0	0	0	0	0	0
SBJK Menengah Atas / Upper Secondary BJKS	0	0	0	0	0	0	0	0	0	0	0	0
Program SVM Tahun 2 / VCM Year 2 Programme	0	0	0	0	0	0	0	0	0	0	0	0
Pendidikan Khas / Special Education	0	0	0	0	0	0	0	0	0	0	0	0
<b>Jumlah Kecil / Sub-total</b>	<b>8,841</b>	<b>9,566</b>	<b>18,407</b>	<b>205</b>	<b>235</b>	<b>440</b>	<b>90</b>	<b>136</b>	<b>226</b>	<b>0</b>	<b>0</b>	<b>0</b>
<b>Jumlah Menengah Atas / Upper Secondary Sub-total</b>	<b>18,169</b>	<b>19,476</b>	<b>37,645</b>	<b>441</b>	<b>507</b>	<b>948</b>	<b>172</b>	<b>272</b>	<b>444</b>	<b>0</b>	<b>0</b>	<b>0</b>
<b>Jumlah Menengah / Secondary Sub-total</b>	<b>52,083</b>	<b>52,547</b>	<b>104,630</b>	<b>1,236</b>	<b>1,355</b>	<b>2,591</b>	<b>481</b>	<b>704</b>	<b>1,185</b>	<b>0</b>	<b>0</b>	<b>0</b>
LEPAS MENENGAH / POST SECONDARY:												
TINGKATAN 6 RENDAH / FORM 6 LOWER												
Kemanusiaan / Humanities	183	431	614	0	0	0	20	38	58	0	0	0
Sains / Science	2	16	18	0	0	0	0	0	0	0	0	0
Agama / Religious	0	0	0	0	0	0	0	0	0	0	0	0
Program DVM Tahun 1 / VCM Year 1 Programme	0	0	0	0	0	0	0	0	0	0	0	0
Pendidikan Khas / Special Education	0	0	0	0	0	0	0	0	0	0	0	0
Prauniversiti / Pre-university	0	0	0	0	0	0	0	0	0	0	0	0
<b>Jumlah Kecil / Sub-total</b>	<b>185</b>	<b>447</b>	<b>632</b>	<b>0</b>	<b>0</b>	<b>0</b>	<b>20</b>	<b>38</b>	<b>58</b>	<b>0</b>	<b>0</b>	<b>0</b>
TINGKATAN 6 ATAS / FORM 6 UPPER												
Kemanusiaan / Humanities	141	309	450	0	0	0	28	62	90	0	0	0
Sains / Science	6	11	17	0	0	0	0	0	0	0	0	0
Agama / Religious	0	0	0	0	0	0	0	0	0	0	0	0
Program DVM Tahun 2 / VCM Year 2 Programme	0	0	0	0	0	0	0	0	0	0	0	0
Pendidikan Khas / Special Education	0	0	0	0	0	0	0	0	0	0	0	0
Prauniversiti / Pre-university	0	0	0	0	0	0	0	0	0	0	0	0
<b>Jumlah Kecil / Sub-total</b>	<b>147</b>	<b>320</b>	<b>467</b>	<b>0</b>	<b>0</b>	<b>0</b>	<b>28</b>	<b>62</b>	<b>90</b>	<b>0</b>	<b>0</b>	<b>0</b>
<b>Jumlah Lepas Menengah / Post Secondary Sub-total</b>	<b>332</b>	<b>767</b>	<b>1,099</b>	<b>0</b>	<b>0</b>	<b>0</b>	<b>48</b>	<b>100</b>	<b>148</b>	<b>0</b>	<b>0</b>	<b>0</b>
<b>JUMLAH BESAR / GRAND TOTAL</b>	<b>52,415</b>	<b>53,314</b>	<b>105,729</b>	<b>1,236</b>	<b>1,355</b>	<b>2,591</b>	<b>529</b>	<b>804</b>	<b>1,333</b>	<b>0</b>	<b>0</b>	<b>0</b>

Nota / Note:

\* Termasuk enrolmen Sekolah Model Khas, Sekolah Sukan, Sekolah Bimbingan Jalinan Kasih dan Sekolah Seni / Including enrolment in Special Model Schools, Sports Schools, Bimbingan Jalinan Kasih Schools and Arts Schools

\*\* Enrolmen Menengah Rendah termasuk murid pendidikan khas PPKI / Enrolment in Lower Secondary Schools includes pupils in SEIP

SABK GARS			Pendidikan Khas Special Education			Kolej Tingkatan 6 Form 6 College			Kolej Vokasional (KV) Vocational College (VC)			Jumlah Total			
J/T	L/M	P/F	J/T	L/M	P/F	J/T	L/M	P/F	J/T	L/M	P/F	J/T	L/M	P/F	J/T
0	0	0	0	0	0	0	0	0	0	0	0	0	607	305	912
0	0	0	0	0	0	0	0	0	0	0	0	0	10,575	10,153	20,728
0	706	793	1,499	0	0	0	0	0	0	0	0	0	1,325	1,741	3,066
0	0	0	0	0	0	0	0	0	0	0	0	0	16	4	20
0	0	0	0	0	0	0	0	0	0	0	0	0	10,587	10,464	21,051
0	616	778	1,394	0	0	0	0	0	0	0	0	0	1,224	1,727	2,951
0	0	0	0	0	0	0	0	0	0	0	0	0	83	18	101
0	0	0	0	0	0	0	0	0	0	0	0	0	10,180	10,004	20,184
0	670	829	1,499	0	0	0	0	0	0	0	0	0	1,295	1,809	3,104
0	0	0	0	0	0	0	0	0	0	0	0	0	66	13	79
0	0	0	0	0	0	0	0	0	0	0	0	0	1,052	513	1,565
0	0	0	0	0	0	0	0	0	0	0	0	0	0	0	0
0	1,992	2,400	4,392	0	0	0	0	0	0	0	0	0	37,010	36,751	73,761
0	0	0	0	0	0	0	0	0	0	0	0	0	5,153	4,124	9,277
0	0	0	0	0	0	0	0	0	0	0	0	0	1,492	2,331	3,823
0	502	732	1,234	0	0	0	0	0	0	0	0	0	502	732	1,234
0	0	0	0	0	0	0	0	0	0	0	0	0	247	151	398
0	0	0	0	0	0	0	0	0	0	0	0	0	93	46	139
0	0	0	0	0	0	0	0	0	0	0	0	0	2,661	3,666	6,327
0	0	0	0	0	0	0	0	0	0	0	0	0	0	0	0
0	0	0	0	0	0	0	0	0	0	0	0	0	0	0	0
0	0	0	0	0	0	0	0	0	0	19	8	27	19	8	27
0	0	0	0	0	0	0	0	0	0	356	202	558	356	202	558
0	0	0	0	0	0	0	0	0	0	0	0	0	0	0	0
0	502	732	1,234	0	0	0	0	0	0	375	210	585	10,523	11,260	21,783
0	0	0	0	0	0	0	0	0	0	0	0	0	4,568	3,708	8,276
0	0	0	0	0	0	0	0	0	0	0	0	0	1,527	2,362	3,889
0	497	715	1,212	0	0	0	0	0	0	0	0	0	497	715	1,212
0	0	0	0	0	0	0	0	0	0	0	0	0	221	128	349
0	0	0	0	0	0	0	0	0	0	0	0	0	196	65	261
0	0	0	0	0	0	0	0	0	0	0	0	0	2,624	3,674	6,298
0	0	0	0	0	0	0	0	0	0	0	0	0	0	0	0
0	0	0	0	0	0	0	0	0	0	0	0	0	0	0	0
0	0	0	0	0	0	0	0	0	0	21	4	25	21	4	25
0	0	0	0	0	0	0	0	0	0	0	0	0	0	0	0
0	0	0	0	0	0	0	0	0	0	403	222	625	403	222	625
0	0	0	0	0	0	0	0	0	0	0	0	0	0	0	0
0	497	715	1,212	0	0	0	0	0	0	424	226	650	10,057	10,878	20,935
0	999	1,447	2,446	0	0	0	0	0	0	799	436	1,235	20,580	22,138	42,718
0	2,991	3,847	6,838	0	0	0	0	0	0	799	436	1,235	57,590	58,889	116,479
0	41	89	130	0	0	0	0	0	0	0	0	0	244	558	802
0	0	0	0	0	0	0	0	0	0	0	0	0	2	16	18
0	108	197	305	0	0	0	0	0	0	0	0	0	108	197	305
0	0	0	0	0	0	0	0	0	0	347	208	555	347	208	555
0	0	0	0	0	0	0	0	0	0	0	0	0	0	0	0
0	0	0	0	0	0	0	0	0	0	0	0	0	0	0	0
0	149	286	435	0	0	0	0	0	0	347	208	555	701	979	1,680
0	53	83	136	0	0	0	0	0	0	0	0	0	222	454	676
0	0	0	0	0	0	0	0	0	0	0	0	0	6	11	17
0	0	0	0	0	0	0	0	0	0	0	0	0	0	0	0
0	0	0	0	0	0	0	0	0	0	406	242	648	406	242	648
0	0	0	0	0	0	0	0	0	0	0	0	0	0	0	0
0	0	0	0	0	0	0	0	0	0	0	0	0	0	0	0
0	53	83	136	0	0	0	0	0	0	406	242	648	634	707	1,341
0	202	369	571	0	0	0	0	0	0	753	450	1,203	1,335	1,686	3,021
0	3,193	4,216	7,409	0	0	0	0	0	0	1,552	886	2,438	58,925	60,575	119,500

1.8.13 ENROLMEN PERINGKAT MENENGAH DI SEKOLAH KERAJAAN DAN BANTUAN KERAJAAN SEPERTI PADA 30 JUN 2018  
ENROLMENT AT SECONDARY LEVEL IN GOVERNMENT AND GOVERNMENT-AIDED SCHOOLS AS OF 30th JUNE 2018

TERENGGANU	*Biasa / Regular			Berasrama Penuh Fully Residential			Agama Religious			Teknik Technical	
	L / M	P / F	J / T	L / M	P / F	J / T	L / M	P / F	J / T	L / M	P / F
MENENGAH RENDAH / LOWER SECONDARY: **											
Kelas Peralihan / Remove Class	11	14	25	0	0	0	0	0	0	0	0
Tingkatan 1 / Form 1	6832	6357	13,189	272	297	569	0	0	0	0	0
Tingkatan 1 Agama / Form 1 Religious	429	865	1,294	55	59	114	408	683	1,091	0	0
Tingkatan 1 PAV / Form 1 PAV	0	0	0	0	0	0	0	0	0	0	0
Tingkatan 2 / Form 2	7325	6441	13,766	192	262	454	0	0	0	0	0
Tingkatan 2 Agama / Form 2 Religious	443	814	1,257	39	44	83	384	675	1,059	0	0
Tingkatan 2 PAV / Form 2 PAV	85	13	98	0	0	0	0	0	0	0	0
Tingkatan 3 / Form 3	6869	6255	13,124	293	268	561	0	0	0	0	0
Tingkatan 3 Agama / Form 3 Religious	481	767	1,248	45	50	95	364	658	1,022	0	0
Tingkatan 3 PAV / Form 3 PAV	62	13	75	0	0	0	0	0	0	0	0
KKBP / SCLD	1216	562	1,778	0	0	0	0	0	0	0	0
SBJK Menengah Rendah / Lower Secondary BJKS	0	0	0	0	0	0	0	0	0	0	0
Jumlah Menengah Rendah / Lower Secondary Sub-total	23,753	22,101	45,854	896	980	1,876	1,156	2,016	3,172	0	0
MENENGAH ATAS / UPPER SECONDARY:											
TINGKATAN 4 / FORM 4											
Kemanusiaan / Humanities	4683	4255	8,938	0	0	0	106	204	310	0	0
Sains / Science	1042	1836	2,878	292	318	610	190	319	509	0	0
Agama / Religious	0	0	0	0	0	0	0	0	0	0	0
MPV / MPV	524	240	764	0	0	0	0	0	0	0	0
Program PVMA/ PVMA Programme	80	93	173	0	0	0	0	0	0	0	0
Teknologi / Technology	479	752	1,231	0	0	0	56	74	130	0	0
Teknik / Technical	0	0	0	0	0	0	0	0	0	116	95
Kemahiran / Skills	0	0	0	0	0	0	0	0	0	0	0
Program Kemahiran Tahun 1 / Skills Programme Year 1	0	0	0	0	0	0	0	0	0	0	0
Program SVM Tahun 1 / VCM Year 1 Programme	0	0	0	0	0	0	0	0	0	0	0
Pendidikan Khas / Special Education	0	0	0	0	0	0	0	0	0	0	0
Jumlah Kecil / Sub-total	6,808	7,176	13,984	292	318	610	352	597	949	116	95
TINGKATAN 5 / FORM 5											
Kemanusiaan / Humanities	4648	4226	8,874	0	0	0	94	254	348	0	0
Sains / Science	1035	1901	2,936	244	299	543	170	324	494	0	0
Agama / Religious	0	0	0	0	0	0	0	0	0	0	0
MPV / MPV	420	226	646	0	0	0	0	0	0	0	0
Program PVMA/ PVMA Programme	187	157	344	0	0	0	0	0	0	0	0
Teknologi / Technology	497	786	1,283	0	0	0	59	34	93	0	0
Teknik / Technical	0	0	0	0	0	0	0	0	0	171	100
Kemahiran / Skills	0	0	0	0	0	0	0	0	0	0	0
Program Kemahiran Tahun 2 / Skills Programme Year 2	0	0	0	0	0	0	0	0	0	0	0
SBJK Menengah Atas / Upper Secondary BJKS	0	0	0	0	0	0	0	0	0	0	0
Program SVM Tahun 2 / VCM Year 2 Programme	0	0	0	0	0	0	0	0	0	0	0
Pendidikan Khas / Special Education	0	0	0	0	0	0	0	0	0	0	0
Jumlah Kecil / Sub-total	6,787	7,296	14,083	244	299	543	323	612	935	171	100
Jumlah Menengah Atas / Upper Secondary Sub-total	13,595	14,472	28,067	536	617	1,153	675	1,209	1,884	287	195
Jumlah Menengah / Secondary Sub-total	37,348	36,573	73,921	1,432	1,597	3,029	1,831	3,225	5,056	287	195
LEPAS MENENGAH / POST SECONDARY:											
TINGKATAN 6 RENDAH / FORM 6 LOWER											
Kemanusiaan / Humanities	668	1734	2,402	0	0	0	12	60	72	0	0
Sains / Science	35	83	118	0	0	0	0	0	0	0	0
Agama / Religious	0	0	0	0	0	0	0	0	0	0	0
Program DVM Tahun 1 / VCM Year 1 Programme	0	0	0	0	0	0	0	0	0	0	0
Pendidikan Khas / Special Education	0	0	0	0	0	0	0	0	0	0	0
Prauniversiti / Pre-university	0	0	0	0	0	0	0	0	0	0	0
Jumlah Kecil / Sub-total	703	1,817	2,520	0	0	0	12	60	72	0	0
TINGKATAN 6 ATAS / FORM 6 UPPER											
Kemanusiaan / Humanities	524	1474	1,998	0	0	0	61	194	255	0	0
Sains / Science	30	36	66	0	0	0	0	0	0	0	0
Agama / Religious	0	0	0	0	0	0	0	0	0	0	0
Program DVM Tahun 2 / VCM Year 2 Programme	0	0	0	0	0	0	0	0	0	0	0
Pendidikan Khas / Special Education	0	0	0	0	0	0	0	0	0	0	0
Prauniversiti / Pre-university	0	0	0	0	0	0	0	0	0	0	0
Jumlah Kecil / Sub-total	554	1,510	2,064	0	0	0	61	194	255	0	0
Jumlah Lepas Menengah / Post Secondary Sub-total	1,257	3,327	4,584	0	0	0	73	254	327	0	0
JUMLAH BESAR / GRAND TOTAL	38,605	39,900	78,505	1,432	1,597	3,029	1,904	3,479	5,383	287	195

Nota / Note :

\* Termasuk enrolmen Sekolah Model Khas, Sekolah Sukan, Sekolah Bimbingan Jalanan Kasih dan Sekolah Seni / Including enrolment in Special Model Schools, Sports Schools, Bimbingan Jalanan Kasih Schools and Arts Schools

\*\* Enrolmen Menengah Rendah termasuk murid pendidikan khas PPKI / Enrolment in Lower Secondary Schools includes pupils in SEIP

SABK GARS			Pendidikan Khas Special Education			Kolej Tingkatan 6 Form 6 College			Kolej Vokasional (KV) Vocational College (VC)			Jumlah Total			
J/T	L/M	P/F	J/T	L/M	P/F	J/T	L/M	P/F	J/T	L/M	P/F	J/T	L/M	P/F	J/T
0	0	0	0	0	0	0	0	0	0	0	0	0	11	14	25
0	0	0	0	0	0	0	0	0	0	0	0	0	7,104	6,654	13,758
0	746	1112	1,858	0	0	0	0	0	0	0	0	0	1,638	2,719	4,357
0	0	0	0	0	0	0	0	0	0	0	0	0	0	0	0
0	0	0	0	0	0	0	0	0	0	0	0	0	7,517	6,703	14,220
0	801	1132	1,933	0	0	0	0	0	0	0	0	0	1,667	2,665	4,332
0	0	0	0	0	0	0	0	0	0	0	0	0	85	13	98
0	0	0	0	0	0	0	0	0	0	0	0	0	7,162	6,523	13,685
0	912	1189	2,101	0	0	0	0	0	0	0	0	0	1,802	2,664	4,466
0	0	0	0	0	0	0	0	0	0	0	0	0	62	13	75
0	0	0	0	0	0	0	0	0	0	0	0	0	1,216	562	1,778
0	0	0	0	0	0	0	0	0	0	0	0	0	0	0	0
0	2,459	3,433	5,892	0	0	0	0	0	0	0	0	0	28,264	28,530	56,794
0	0	0	0	0	0	0	0	0	0	0	0	0	4,789	4,459	9,248
0	166	153	319	0	0	0	0	0	0	0	0	0	1,690	2,626	4,316
0	613	951	1,564	0	0	0	0	0	0	0	0	0	613	951	1,564
0	0	0	0	0	0	0	0	0	0	0	0	0	524	240	764
0	0	0	0	0	0	0	0	0	0	0	0	0	80	93	173
0	0	0	0	0	0	0	0	0	0	0	0	0	535	826	1,361
211	0	0	0	0	0	0	0	0	0	0	0	0	116	95	211
0	0	0	0	0	0	0	0	0	0	0	0	0	0	0	0
0	0	0	0	0	0	0	0	0	0	28	0	28	28	0	28
0	0	0	0	0	0	0	0	0	0	560	223	783	560	223	783
0	0	0	0	0	0	0	0	0	0	0	0	0	0	0	0
211	779	1,104	1,883	0	0	0	0	0	0	588	223	811	8,935	9,513	18,448
0	0	0	0	0	0	0	0	0	0	0	0	0	4,742	4,480	9,222
0	123	107	230	0	0	0	0	0	0	0	0	0	1,572	2,631	4,203
0	636	979	1,615	0	0	0	0	0	0	0	0	0	636	979	1,615
0	0	0	0	0	0	0	0	0	0	0	0	0	420	226	646
0	0	0	0	0	0	0	0	0	0	0	0	0	187	157	344
0	0	0	0	0	0	0	0	0	0	0	0	0	556	820	1,376
271	0	0	0	0	0	0	0	0	0	0	0	0	171	100	271
0	0	0	0	0	0	0	0	0	0	0	0	0	0	0	0
0	0	0	0	0	0	0	0	0	0	7	0	7	7	0	7
0	0	0	0	0	0	0	0	0	0	0	0	0	0	0	0
0	0	0	0	0	0	0	0	0	0	534	211	745	534	211	745
0	0	0	0	0	0	0	0	0	0	0	0	0	0	0	0
271	759	1,086	1,845	0	0	0	0	0	0	541	211	752	8,825	9,604	18,429
482	1,538	2,190	3,728	0	0	0	0	0	0	1,129	434	1,563	17,760	19,117	36,877
482	3,997	5,623	9,620	0	0	0	0	0	0	1,129	434	1,563	46,024	47,647	93,671
0	22	63	85	0	0	0	40	110	150	0	0	0	702	1,857	2,559
0	0	0	0	0	0	0	2	4	6	0	0	0	35	83	118
0	57	55	112	0	0	0	0	0	0	0	0	0	57	55	112
0	0	0	0	0	0	0	0	0	0	513	240	753	513	240	753
0	0	0	0	0	0	0	0	0	0	0	0	0	0	0	0
0	0	0	0	0	0	0	0	0	0	0	0	0	0	0	0
0	79	118	197	0	0	0	42	114	156	513	240	753	1,307	2,235	3,542
0	28	61	89	0	0	0	38	95	133	0	0	0	613	1,729	2,342
0	0	0	0	0	0	0	3	1	4	0	0	0	30	36	66
0	0	0	0	0	0	0	0	0	0	0	0	0	0	0	0
0	0	0	0	0	0	0	0	0	0	470	275	745	470	275	745
0	0	0	0	0	0	0	0	0	0	0	0	0	0	0	0
0	0	0	0	0	0	0	0	0	0	0	0	0	0	0	0
0	28	61	89	0	0	0	41	96	137	470	275	745	1,113	2,040	3,153
0	107	179	286	0	0	0	83	210	293	983	515	1,498	2,420	4,275	6,695
482	4,104	5,802	9,906	0	0	0	83	210	293	2,112	949	3,061	48,444	51,922	100,366

1.8.13A ENROLMEN PERINGKAT MENENGAH DI SEKOLAH KERAJAAN DAN BANTUAN KERAJAAN MENGIKUT LOKASI (BANDAR) SEPerti PADA 30 JUN 2018  
ENROLMENT AT SECONDARY LEVEL IN GOVERNMENT AND GOVERNMENT-AIDED SCHOOLS BY LOCATION (URBAN) AS OF 30th JUNE 2018

TERENGGANU	*Biasa / Regular			Berasrama Penuh Fully Residential			Agama Religious			Teknik Technical	
	L / M	P / F	J / T	L / M	P / F	J / T	L / M	P / F	J / T	L / M	P / F
MENENGAH RENDAH / LOWER SECONDARY: **											
Kelas Peralihan / Remove Class	10	14	24	0	0	0	0	0	0	0	0
Tingkatan 1 / Form 1	2562	2442	5,004	143	154	297	0	0	0	0	0
Tingkatan 1 Agama / Form 1 Religious	182	352	534	0	0	0	164	275	439	0	0
Tingkatan 1 PAV / Form 1 PAV	0	0	0	0	0	0	0	0	0	0	0
Tingkatan 2 / Form 2	2714	2528	5,242	115	141	256	0	0	0	0	0
Tingkatan 2 Agama / Form 2 Religious	162	314	476	0	0	0	171	298	469	0	0
Tingkatan 2 PAV / Form 2 PAV	16	8	24	0	0	0	0	0	0	0	0
Tingkatan 3 / Form 3	2589	2401	4,990	165	124	289	0	0	0	0	0
Tingkatan 3 Agama / Form 3 Religious	180	287	467	0	0	0	150	263	413	0	0
Tingkatan 3 PAV / Form 3 PAV	10	8	18	0	0	0	0	0	0	0	0
KKBP / SCLD	481	244	725	0	0	0	0	0	0	0	0
SBJK Menengah Rendah / Lower Secondary BJKS	0	0	0	0	0	0	0	0	0	0	0
<b>Jumlah Menengah Rendah / Lower Secondary Sub-total</b>	<b>8,906</b>	<b>8,598</b>	<b>17,504</b>	<b>423</b>	<b>419</b>	<b>842</b>	<b>485</b>	<b>836</b>	<b>1,321</b>	<b>0</b>	<b>0</b>
MENENGAH ATAS / UPPER SECONDARY:											
TINGKATAN 4 / FORM 4											
Kemanusiaan / Humanities	1751	1497	3,248	0	0	0	45	77	122	0	0
Sains / Science	462	780	1,242	132	142	274	113	167	280	0	0
Agama / Religious	0	0	0	0	0	0	0	0	0	0	0
MPV / MPV	162	108	270	0	0	0	0	0	0	0	0
Program PVMA / PVMA Programme	43	50	93	0	0	0	0	0	0	0	0
Teknologi / Technology	191	269	460	0	0	0	15	17	32	0	0
Teknik / Technical	0	0	0	0	0	0	0	0	0	116	95
Kemahiran / Skills	0	0	0	0	0	0	0	0	0	0	0
Program Kemahiran Tahun 1 / Skills Programme Year 1	0	0	0	0	0	0	0	0	0	0	0
Program SVM Tahun 1 / VCM Year 1 Programme	0	0	0	0	0	0	0	0	0	0	0
Pendidikan Khas / Special Education	0	0	0	0	0	0	0	0	0	0	0
<b>Jumlah Kecil / Sub-total</b>	<b>2,609</b>	<b>2,704</b>	<b>5,313</b>	<b>132</b>	<b>142</b>	<b>274</b>	<b>173</b>	<b>261</b>	<b>434</b>	<b>116</b>	<b>95</b>
TINGKATAN 5 / FORM 5											
Kemanusiaan / Humanities	1773	1564	3,337	0	0	0	34	79	113	0	0
Sains / Science	479	841	1,320	141	134	275	110	177	287	0	0
Agama / Religious	0	0	0	0	0	0	0	0	0	0	0
MPV / MPV	133	100	233	0	0	0	0	0	0	0	0
Program PVMA / PVMA Programme	64	50	114	0	0	0	0	0	0	0	0
Teknologi / Technology	187	268	455	0	0	0	14	7	21	0	0
Teknik / Technical	0	0	0	0	0	0	0	0	0	171	100
Kemahiran / Skills	0	0	0	0	0	0	0	0	0	0	0
Program Kemahiran Tahun 2 / Skills Programme Year 2	0	0	0	0	0	0	0	0	0	0	0
SBJK Menengah Atas / Upper Secondary BJKS	0	0	0	0	0	0	0	0	0	0	0
Program SVM Tahun 2 / VCM Year 2 Programme	0	0	0	0	0	0	0	0	0	0	0
Pendidikan Khas / Special Education	0	0	0	0	0	0	0	0	0	0	0
<b>Jumlah Kecil / Sub-total</b>	<b>2,636</b>	<b>2,823</b>	<b>5,459</b>	<b>141</b>	<b>134</b>	<b>275</b>	<b>158</b>	<b>263</b>	<b>421</b>	<b>171</b>	<b>100</b>
<b>Jumlah Menengah Atas / Upper Secondary Sub-total</b>	<b>5,245</b>	<b>5,527</b>	<b>10,772</b>	<b>273</b>	<b>276</b>	<b>549</b>	<b>331</b>	<b>524</b>	<b>855</b>	<b>287</b>	<b>195</b>
<b>Jumlah Menengah / Secondary Sub-total</b>	<b>14,151</b>	<b>14,125</b>	<b>28,276</b>	<b>696</b>	<b>695</b>	<b>1,391</b>	<b>816</b>	<b>1,360</b>	<b>2,176</b>	<b>287</b>	<b>195</b>
LEPAS MENENGAH / POST SECONDARY:											
TINGKATAN 6 RENDAH / FORM 6 LOWER											
Kemanusiaan / Humanities	293	727	1,020	0	0	0	0	0	0	0	0
Sains / Science	20	57	77	0	0	0	0	0	0	0	0
Agama / Religious	0	0	0	0	0	0	0	0	0	0	0
Program DVM Tahun 1 / VCM Year 1 Programme	0	0	0	0	0	0	0	0	0	0	0
Pendidikan Khas / Special Education	0	0	0	0	0	0	0	0	0	0	0
Prauniversiti / Pre-university	0	0	0	0	0	0	0	0	0	0	0
<b>Jumlah Kecil / Sub-total</b>	<b>313</b>	<b>784</b>	<b>1,097</b>	<b>0</b>	<b>0</b>	<b>0</b>	<b>0</b>	<b>0</b>	<b>0</b>	<b>0</b>	<b>0</b>
TINGKATAN 6 ATAS / FORM 6 UPPER											
Kemanusiaan / Humanities	220	606	826	0	0	0	17	52	69	0	0
Sains / Science	21	21	42	0	0	0	0	0	0	0	0
Agama / Religious	0	0	0	0	0	0	0	0	0	0	0
Program DVM Tahun 2 / VCM Year 2 Programme	0	0	0	0	0	0	0	0	0	0	0
Pendidikan Khas / Special Education	0	0	0	0	0	0	0	0	0	0	0
Prauniversiti / Pre-university	0	0	0	0	0	0	0	0	0	0	0
<b>Jumlah Kecil / Sub-total</b>	<b>241</b>	<b>627</b>	<b>868</b>	<b>0</b>	<b>0</b>	<b>0</b>	<b>17</b>	<b>52</b>	<b>69</b>	<b>0</b>	<b>0</b>
<b>Jumlah Lepas Menengah / Post Secondary Sub-total</b>	<b>554</b>	<b>1,411</b>	<b>1,965</b>	<b>0</b>	<b>0</b>	<b>0</b>	<b>17</b>	<b>52</b>	<b>69</b>	<b>0</b>	<b>0</b>
<b>JUMLAH BESAR / GRAND TOTAL</b>	<b>14,705</b>	<b>15,536</b>	<b>30,241</b>	<b>696</b>	<b>695</b>	<b>1,391</b>	<b>833</b>	<b>1,412</b>	<b>2,245</b>	<b>287</b>	<b>195</b>

Nota / Note:

\* Termasuk enrolmen Sekolah Model Khas, Sekolah Sukan, Sekolah Bimbingan Jalinan Kasih dan Sekolah Seni / Including enrolment in Special Model Schools, Sports Schools, Bimbingan Jalinan Kasih Schools and Arts Schools

\*\* Enrolmen Menengah Rendah termasuk murid pendidikan khas PPKI / Enrolment in Lower Secondary Schools includes pupils in SEIP

SABK GARS			Pendidikan Khas Special Education			Kolej Tingkatan 6 Form 6 College			Kolej Vokasional (KV) Vocational College (VC)			Jumlah Total			
J/T	L/M	P/F	J/T	L/M	P/F	J/T	L/M	P/F	J/T	L/M	P/F	J/T	L/M	P/F	J/T
0	0	0	0	0	0	0	0	0	0	0	0	0	10	14	24
0	0	0	0	0	0	0	0	0	0	0	0	0	2,705	2,596	5,301
0	657	966	1,623	0	0	0	0	0	0	0	0	0	1,003	1,593	2,596
0	0	0	0	0	0	0	0	0	0	0	0	0	0	0	0
0	0	0	0	0	0	0	0	0	0	0	0	0	2,829	2,669	5,498
0	663	964	1,627	0	0	0	0	0	0	0	0	0	996	1,576	2,572
0	0	0	0	0	0	0	0	0	0	0	0	0	16	8	24
0	0	0	0	0	0	0	0	0	0	0	0	0	2,754	2,525	5,279
0	783	1031	1,814	0	0	0	0	0	0	0	0	0	1,113	1,581	2,694
0	0	0	0	0	0	0	0	0	0	0	0	0	10	8	18
0	0	0	0	0	0	0	0	0	0	0	0	0	481	244	725
0	0	0	0	0	0	0	0	0	0	0	0	0	0	0	0
0	2,103	2,961	5,064	0	0	0	0	0	0	0	0	0	11,917	12,814	24,731
0	0	0	0	0	0	0	0	0	0	0	0	0	1,796	1,574	3,370
0	87	65	152	0	0	0	0	0	0	0	0	0	794	1,154	1,948
0	556	886	1,442	0	0	0	0	0	0	0	0	0	556	886	1,442
0	0	0	0	0	0	0	0	0	0	0	0	0	162	108	270
0	0	0	0	0	0	0	0	0	0	0	0	0	43	50	93
0	0	0	0	0	0	0	0	0	0	0	0	0	206	286	492
211	0	0	0	0	0	0	0	0	0	0	0	0	116	95	211
0	0	0	0	0	0	0	0	0	0	0	0	0	0	0	0
0	0	0	0	0	0	0	0	0	0	28	0	28	28	0	28
0	0	0	0	0	0	0	0	0	0	336	88	424	336	88	424
0	0	0	0	0	0	0	0	0	0	0	0	0	0	0	0
211	643	951	1,594	0	0	0	0	0	0	364	88	452	4,037	4,241	8,278
0	0	0	0	0	0	0	0	0	0	0	0	0	1,807	1,643	3,450
0	61	44	105	0	0	0	0	0	0	0	0	0	791	1,196	1,987
0	584	905	1,489	0	0	0	0	0	0	0	0	0	584	905	1,489
0	0	0	0	0	0	0	0	0	0	0	0	0	133	100	233
0	0	0	0	0	0	0	0	0	0	0	0	0	64	50	114
0	0	0	0	0	0	0	0	0	0	0	0	0	201	275	476
271	0	0	0	0	0	0	0	0	0	0	0	0	171	100	271
0	0	0	0	0	0	0	0	0	0	0	0	0	0	0	0
0	0	0	0	0	0	0	0	0	0	7	0	7	7	0	7
0	0	0	0	0	0	0	0	0	0	0	0	0	0	0	0
0	0	0	0	0	0	0	0	0	0	341	91	432	341	91	432
0	0	0	0	0	0	0	0	0	0	0	0	0	0	0	0
271	645	949	1,594	0	0	0	0	0	0	348	91	439	4,099	4,360	8,459
482	1,288	1,900	3,188	0	0	0	0	0	0	712	179	891	8,136	8,601	16,737
482	3,391	4,861	8,252	0	0	0	0	0	0	712	179	891	20,053	21,415	41,468
0	22	63	85	0	0	0	0	0	0	0	0	0	315	790	1,105
0	0	0	0	0	0	0	0	0	0	0	0	0	20	57	77
0	57	55	112	0	0	0	0	0	0	0	0	0	57	55	112
0	0	0	0	0	0	0	0	0	0	332	110	442	332	110	442
0	0	0	0	0	0	0	0	0	0	0	0	0	0	0	0
0	0	0	0	0	0	0	0	0	0	0	0	0	0	0	0
0	79	118	197	0	0	0	0	0	0	332	110	442	724	1,012	1,736
0	28	61	89	0	0	0	0	0	0	0	0	0	265	719	984
0	0	0	0	0	0	0	0	0	0	0	0	0	21	21	42
0	0	0	0	0	0	0	0	0	0	0	0	0	0	0	0
0	0	0	0	0	0	0	0	0	0	293	125	418	293	125	418
0	0	0	0	0	0	0	0	0	0	0	0	0	0	0	0
0	0	0	0	0	0	0	0	0	0	0	0	0	0	0	0
0	28	61	89	0	0	0	0	0	0	293	125	418	579	865	1,444
0	107	179	286	0	0	0	0	0	0	625	235	860	1,303	1,877	3,180
482	3,498	5,040	8,538	0	0	0	0	0	0	1,337	414	1,751	21,356	23,292	44,648

1.8.13B ENROLMEN PERINGKAT MENENGAH DI SEKOLAH KERAJAAN DAN BANTUAN KERAJAAN LOKASI (LUAR BANDAR) SEPERTI PADA 30 JUN 2018  
 ENROLMENT AT SECONDARY LEVEL IN GOVERNMENT AND GOVERNMENT-AIDED SCHOOLS BY LOCATION (RURAL) AS OF 30th JUNE 2018

TERENGGANU	*Biasa / Regular			Berasrama Penuh Fully Residential			Agama Religious			Teknik Technical		
	Tingkatan / Form	L / M	P / F	J / T	L / M	P / F	J / T	L / M	P / F	J / T	L / M	P / F
MENENGAH RENDAH / LOWER SECONDARY: **												
Kelas Peralihan / Remove Class	1	0	1	0	0	0	0	0	0	0	0	0
Tingkatan 1 / Form 1	4270	3915	8,185	129	143	272	0	0	0	0	0	0
Tingkatan 1 Agama / Form 1 Religious	247	513	760	55	59	114	244	408	652	0	0	0
Tingkatan 1 PAV / Form 1 PAV	0	0	0	0	0	0	0	0	0	0	0	0
Tingkatan 2 / Form 2	4611	3913	8,524	77	121	198	0	0	0	0	0	0
Tingkatan 2 Agama / Form 2 Religious	281	500	781	39	44	83	213	377	590	0	0	0
Tingkatan 2 PAV / Form 2 PAV	69	5	74	0	0	0	0	0	0	0	0	0
Tingkatan 3 / Form 3	4280	3854	8,134	128	144	272	0	0	0	0	0	0
Tingkatan 3 Agama / Form 3 Religious	301	480	781	45	50	95	214	395	609	0	0	0
Tingkatan 3 PAV / Form 3 PAV	52	5	57	0	0	0	0	0	0	0	0	0
KKBP / SCLD	735	318	1,053	0	0	0	0	0	0	0	0	0
SBJK Menengah Rendah / Lower Secondary BJKS	0	0	0	0	0	0	0	0	0	0	0	0
<b>Jumlah Menengah Rendah / Lower Secondary Sub-total</b>	<b>14,847</b>	<b>13,503</b>	<b>28,350</b>	<b>473</b>	<b>561</b>	<b>1,034</b>	<b>671</b>	<b>1,180</b>	<b>1,851</b>	<b>0</b>	<b>0</b>	<b>0</b>
MENENGAH ATAS / UPPER SECONDARY:												
TINGKATAN 4 / FORM 4												
Kemanusiaan / Humanities	2932	2758	5,690	0	0	0	61	127	188	0	0	0
Sains / Science	580	1056	1,636	160	176	336	77	152	229	0	0	0
Agama / Religious	0	0	0	0	0	0	0	0	0	0	0	0
MPV / MPV	362	132	494	0	0	0	0	0	0	0	0	0
Program PVMA/ PVMA Programme	37	43	80	0	0	0	0	0	0	0	0	0
Teknologi / Technology	288	483	771	0	0	0	41	57	98	0	0	0
Teknik / Technical	0	0	0	0	0	0	0	0	0	0	0	0
Kemahiran / Skills	0	0	0	0	0	0	0	0	0	0	0	0
Program Kemahiran Tahun 1 / Skills Programme Year 1	0	0	0	0	0	0	0	0	0	0	0	0
Program SVM Tahun 1 / VCM Year 1 Programme	0	0	0	0	0	0	0	0	0	0	0	0
Pendidikan Khas / Special Education	0	0	0	0	0	0	0	0	0	0	0	0
<b>Jumlah Kecil / Sub-total</b>	<b>4,199</b>	<b>4,472</b>	<b>8,671</b>	<b>160</b>	<b>176</b>	<b>336</b>	<b>179</b>	<b>336</b>	<b>515</b>	<b>0</b>	<b>0</b>	<b>0</b>
TINGKATAN 5 / FORM 5												
Kemanusiaan / Humanities	2875	2662	5,537	0	0	0	60	175	235	0	0	0
Sains / Science	556	1060	1,616	103	165	268	60	147	207	0	0	0
Agama / Religious	0	0	0	0	0	0	0	0	0	0	0	0
MPV / MPV	287	126	413	0	0	0	0	0	0	0	0	0
Program PVMA/ PVMA Programme	123	107	230	0	0	0	0	0	0	0	0	0
Teknologi / Technology	310	518	828	0	0	0	45	27	72	0	0	0
Teknik / Technical	0	0	0	0	0	0	0	0	0	0	0	0
Kemahiran / Skills	0	0	0	0	0	0	0	0	0	0	0	0
Program Kemahiran Tahun 2 / Skills Programme Year 2	0	0	0	0	0	0	0	0	0	0	0	0
SBJK Menengah Atas / Upper Secondary BJKS	0	0	0	0	0	0	0	0	0	0	0	0
Program SVM Tahun 2 / VCM Year 2 Programme	0	0	0	0	0	0	0	0	0	0	0	0
Pendidikan Khas / Special Education	0	0	0	0	0	0	0	0	0	0	0	0
<b>Jumlah Kecil / Sub-total</b>	<b>4,151</b>	<b>4,473</b>	<b>8,624</b>	<b>103</b>	<b>165</b>	<b>268</b>	<b>165</b>	<b>349</b>	<b>514</b>	<b>0</b>	<b>0</b>	<b>0</b>
<b>Jumlah Menengah Atas / Upper Secondary Sub-total</b>	<b>8,350</b>	<b>8,945</b>	<b>17,295</b>	<b>263</b>	<b>341</b>	<b>604</b>	<b>344</b>	<b>685</b>	<b>1,029</b>	<b>0</b>	<b>0</b>	<b>0</b>
<b>Jumlah Menengah / Secondary Sub-total</b>	<b>23,197</b>	<b>22,448</b>	<b>45,645</b>	<b>736</b>	<b>902</b>	<b>1,638</b>	<b>1,015</b>	<b>1,865</b>	<b>2,880</b>	<b>0</b>	<b>0</b>	<b>0</b>
LEPAS MENENGAH / POST SECONDARY:												
TINGKATAN 6 RENDAH / FORM 6 LOWER												
Kemanusiaan / Humanities	375	1007	1,382	0	0	0	12	60	72	0	0	0
Sains / Science	15	26	41	0	0	0	0	0	0	0	0	0
Agama / Religious	0	0	0	0	0	0	0	0	0	0	0	0
Program DVM Tahun 1 / VCM Year 1 Programme	0	0	0	0	0	0	0	0	0	0	0	0
Pendidikan Khas / Special Education	0	0	0	0	0	0	0	0	0	0	0	0
Prauniversiti / Pre-university	0	0	0	0	0	0	0	0	0	0	0	0
<b>Jumlah Kecil / Sub-total</b>	<b>390</b>	<b>1,033</b>	<b>1,423</b>	<b>0</b>	<b>0</b>	<b>0</b>	<b>12</b>	<b>60</b>	<b>72</b>	<b>0</b>	<b>0</b>	<b>0</b>
TINGKATAN 6 ATAS / FORM 6 UPPER												
Kemanusiaan / Humanities	304	868	1,172	0	0	0	44	142	186	0	0	0
Sains / Science	9	15	24	0	0	0	0	0	0	0	0	0
Agama / Religious	0	0	0	0	0	0	0	0	0	0	0	0
Program DVM Tahun 2 / VCM Year 2 Programme	0	0	0	0	0	0	0	0	0	0	0	0
Pendidikan Khas / Special Education	0	0	0	0	0	0	0	0	0	0	0	0
Prauniversiti / Pre-university	0	0	0	0	0	0	0	0	0	0	0	0
<b>Jumlah Kecil / Sub-total</b>	<b>313</b>	<b>883</b>	<b>1,196</b>	<b>0</b>	<b>0</b>	<b>0</b>	<b>44</b>	<b>142</b>	<b>186</b>	<b>0</b>	<b>0</b>	<b>0</b>
<b>Jumlah Lepas Menengah / Post Secondary Sub-total</b>	<b>703</b>	<b>1,916</b>	<b>2,619</b>	<b>0</b>	<b>0</b>	<b>0</b>	<b>56</b>	<b>202</b>	<b>258</b>	<b>0</b>	<b>0</b>	<b>0</b>
<b>JUMLAH BESAR / GRAND TOTAL</b>	<b>23,900</b>	<b>24,364</b>	<b>48,264</b>	<b>736</b>	<b>902</b>	<b>1,638</b>	<b>1,071</b>	<b>2,067</b>	<b>3,138</b>	<b>0</b>	<b>0</b>	<b>0</b>

Nota / Note :

\* Termasuk enrolmen Sekolah Model Khas, Sekolah Sukan, Sekolah Bimbingan Jalinan Kasih dan Sekolah Seni / Including enrolment in Special Model Schools, Sports Schools, Bimbingan Jalinan Kasih Schools and Arts Schools

\*\* Enrolmen Menengah Rendah termasuk murid pendidikan khas PPKI / Enrolment in Lower Secondary Schools includes pupils in SEIP

SABK GARS			Pendidikan Khas Special Education			Kolej Tingkatan 6 Form 6 College			Kolej Vokasional (KV) Vocational College (VC)			Jumlah Total			
J/T	L/M	P/F	J/T	L/M	P/F	J/T	L/M	P/F	J/T	L/M	P/F	J/T	L/M	P/F	J/T
0	0	0	0	0	0	0	0	0	0	0	0	0	1	0	1
0	0	0	0	0	0	0	0	0	0	0	0	0	4,399	4,058	8,457
0	89	146	235	0	0	0	0	0	0	0	0	0	635	1,126	1,761
0	0	0	0	0	0	0	0	0	0	0	0	0	0	0	0
0	0	0	0	0	0	0	0	0	0	0	0	0	4,688	4,034	8,722
0	138	168	306	0	0	0	0	0	0	0	0	0	671	1,089	1,760
0	0	0	0	0	0	0	0	0	0	0	0	0	69	5	74
0	0	0	0	0	0	0	0	0	0	0	0	0	4,408	3,998	8,406
0	129	158	287	0	0	0	0	0	0	0	0	0	689	1,083	1,772
0	0	0	0	0	0	0	0	0	0	0	0	0	52	5	57
0	0	0	0	0	0	0	0	0	0	0	0	0	735	318	1,053
0	0	0	0	0	0	0	0	0	0	0	0	0	0	0	0
0	356	472	828	0	0	0	0	0	0	0	0	0	16,347	15,716	32,063
0	0	0	0	0	0	0	0	0	0	0	0	0	2,993	2,885	5,878
0	79	88	167	0	0	0	0	0	0	0	0	0	896	1,472	2,368
0	57	65	122	0	0	0	0	0	0	0	0	0	57	65	122
0	0	0	0	0	0	0	0	0	0	0	0	0	362	132	494
0	0	0	0	0	0	0	0	0	0	0	0	0	37	43	80
0	0	0	0	0	0	0	0	0	0	0	0	0	329	540	869
0	0	0	0	0	0	0	0	0	0	0	0	0	0	0	0
0	0	0	0	0	0	0	0	0	0	0	0	0	0	0	0
0	0	0	0	0	0	0	0	0	0	0	0	0	0	0	0
0	0	0	0	0	0	0	0	0	0	0	0	0	0	0	0
0	0	0	0	0	0	0	0	0	0	224	135	359	224	135	359
0	0	0	0	0	0	0	0	0	0	0	0	0	0	0	0
0	136	153	289	0	0	0	0	0	0	224	135	359	4,898	5,272	10,170
0	0	0	0	0	0	0	0	0	0	0	0	0	2,935	2,837	5,772
0	62	63	125	0	0	0	0	0	0	0	0	0	781	1,435	2,216
0	52	74	126	0	0	0	0	0	0	0	0	0	52	74	126
0	0	0	0	0	0	0	0	0	0	0	0	0	287	126	413
0	0	0	0	0	0	0	0	0	0	0	0	0	123	107	230
0	0	0	0	0	0	0	0	0	0	0	0	0	355	545	900
0	0	0	0	0	0	0	0	0	0	0	0	0	0	0	0
0	0	0	0	0	0	0	0	0	0	0	0	0	0	0	0
0	0	0	0	0	0	0	0	0	0	0	0	0	0	0	0
0	0	0	0	0	0	0	0	0	0	0	0	0	0	0	0
0	0	0	0	0	0	0	0	0	0	193	120	313	193	120	313
0	0	0	0	0	0	0	0	0	0	0	0	0	0	0	0
0	114	137	251	0	0	0	0	0	0	193	120	313	4,726	5,244	9,970
0	250	290	540	0	0	0	0	0	0	417	255	672	9,624	10,516	20,140
0	606	762	1,368	0	0	0	0	0	0	417	255	672	25,971	26,232	52,203
0	0	0	0	0	0	0	40	110	150	0	0	0	387	1,067	1,454
0	0	0	0	0	0	0	2	4	6	0	0	0	15	26	41
0	0	0	0	0	0	0	0	0	0	0	0	0	0	0	0
0	0	0	0	0	0	0	0	0	0	181	130	311	181	130	311
0	0	0	0	0	0	0	0	0	0	0	0	0	0	0	0
0	0	0	0	0	0	0	0	0	0	0	0	0	0	0	0
0	0	0	0	0	0	0	42	114	156	181	130	311	583	1,223	1,806
0	0	0	0	0	0	0	38	95	133	0	0	0	348	1,010	1,358
0	0	0	0	0	0	0	3	1	4	0	0	0	9	15	24
0	0	0	0	0	0	0	0	0	0	0	0	0	0	0	0
0	0	0	0	0	0	0	0	0	0	177	150	327	177	150	327
0	0	0	0	0	0	0	0	0	0	0	0	0	0	0	0
0	0	0	0	0	0	0	0	0	0	0	0	0	0	0	0
0	0	0	0	0	0	0	41	96	137	177	150	327	534	1,175	1,709
0	0	0	0	0	0	0	83	210	293	358	280	638	1,117	2,398	3,515
0	606	762	1,368	0	0	0	83	210	293	775	535	1,310	27,088	28,630	55,718

1.8.14 ENROLMEN PERINGKAT MENENGAH DI SEKOLAH KERAJAAN DAN BANTUAN KERAJAAN SEPerti PADA 30 JUN 2018  
ENROLMENT AT SECONDARY LEVEL IN GOVERNMENT AND GOVERNMENT-AIDED SCHOOLS AS OF 30th JUNE 2018

WP KUALA LUMPUR	*Biasa / Regular			Berasrama Penuh Fully Residential			Agama Religious			Teknik Technical		
	Tingkatan / Form	L / M	P / F	J / T	L / M	P / F	J / T	L / M	P / F	J / T	L / M	P / F
MENENGAH RENDAH / LOWER SECONDARY: **												
Kelas Peralihan / Remove Class	610	303	913	0	0	0	0	0	0	0	0	0
Tingkatan 1 / Form 1	7773	7634	15,407	186	139	325	0	0	0	0	0	0
Tingkatan 1 Agama / Form 1 Religious	205	294	499	0	0	0	54	85	139	0	0	0
Tingkatan 1 PAV / Form 1 PAV	0	0	0	0	0	0	0	0	0	0	0	0
Tingkatan 2 / Form 2	8006	7829	15,835	177	124	301	0	0	0	0	0	0
Tingkatan 2 Agama / Form 2 Religious	206	259	465	0	0	0	52	75	127	0	0	0
Tingkatan 2 PAV / Form 2 PAV	29	0	29	0	0	0	0	0	0	0	0	0
Tingkatan 3 / Form 3	7792	7687	15,479	176	120	296	0	0	0	0	0	0
Tingkatan 3 Agama / Form 3 Religious	224	274	498	0	0	0	68	79	147	0	0	0
Tingkatan 3 PAV / Form 3 PAV	19	0	19	0	0	0	0	0	0	0	0	0
KKBP / SCLD	1110	518	1,628	0	0	0	0	0	0	0	0	0
SBJK Menengah Rendah / Lower Secondary BJKS	24	4	28	0	0	0	0	0	0	0	0	0
<b>Jumlah Menengah Rendah / Lower Secondary Sub-total</b>	<b>25,998</b>	<b>24,802</b>	<b>50,800</b>	<b>539</b>	<b>383</b>	<b>922</b>	<b>174</b>	<b>239</b>	<b>413</b>	<b>0</b>	<b>0</b>	<b>0</b>
MENENGAH ATAS / UPPER SECONDARY:												
TINGKATAN 4 / FORM 4												
Kemanusiaan / Humanities	3805	3590	7,395	0	0	0	0	0	0	0	0	0
Sains / Science	1677	2195	3,872	138	125	263	42	36	78	0	0	0
Agama / Religious	0	0	0	0	0	0	9	19	28	0	0	0
MPV / MPV	509	271	780	0	0	0	0	0	0	0	0	0
Program PVMA / PVMA Programme	58	47	105	0	0	0	0	0	0	0	0	0
Teknologi / Technology	1405	1625	3,030	0	0	0	14	15	29	0	0	0
Teknik / Technical	0	0	0	0	0	0	0	0	0	163	146	0
Kemahiran / Skills	0	0	0	0	0	0	0	0	0	0	0	0
Program Kemahiran Tahun 1 / Skills Programme Year 1	0	0	0	0	0	0	0	0	0	0	0	0
Program SVM Tahun 1 / VCM Year 1 Programme	0	0	0	0	0	0	0	0	0	0	0	0
Pendidikan Khas / Special Education	0	0	0	0	0	0	0	0	0	0	0	0
<b>Jumlah Kecil / Sub-total</b>	<b>7,454</b>	<b>7,728</b>	<b>15,182</b>	<b>138</b>	<b>125</b>	<b>263</b>	<b>65</b>	<b>70</b>	<b>135</b>	<b>163</b>	<b>146</b>	<b>0</b>
TINGKATAN 5 / FORM 5												
Kemanusiaan / Humanities	3632	3639	7,271	0	0	0	0	0	0	0	0	0
Sains / Science	1791	2316	4,107	144	115	259	34	51	85	0	0	0
Agama / Religious	0	0	0	0	0	0	15	19	34	0	0	0
MPV / MPV	465	265	730	0	0	0	0	0	0	0	0	0
Program PVMA / PVMA Programme	93	147	240	0	0	0	0	0	0	0	0	0
Teknologi / Technology	1537	1561	3,098	0	0	0	13	14	27	0	0	0
Teknik / Technical	0	0	0	0	0	0	0	0	0	152	163	0
Kemahiran / Skills	0	0	0	0	0	0	0	0	0	0	0	0
Program Kemahiran Tahun 2 / Skills Programme Year 2	0	0	0	0	0	0	0	0	0	0	0	0
SBJK Menengah Atas / Upper Secondary BJKS	9	9	18	0	0	0	0	0	0	0	0	0
Program SVM Tahun 2 / VCM Year 2 Programme	0	0	0	0	0	0	0	0	0	0	0	0
Pendidikan Khas / Special Education	0	0	0	0	0	0	0	0	0	0	0	0
<b>Jumlah Kecil / Sub-total</b>	<b>7,527</b>	<b>7,937</b>	<b>15,464</b>	<b>144</b>	<b>115</b>	<b>259</b>	<b>62</b>	<b>84</b>	<b>146</b>	<b>152</b>	<b>163</b>	<b>0</b>
<b>Jumlah Menengah Atas / Upper Secondary Sub-total</b>	<b>14,981</b>	<b>15,665</b>	<b>30,646</b>	<b>282</b>	<b>240</b>	<b>522</b>	<b>127</b>	<b>154</b>	<b>281</b>	<b>315</b>	<b>309</b>	<b>0</b>
<b>Jumlah Menengah / Secondary Sub-total</b>	<b>40,979</b>	<b>40,467</b>	<b>81,446</b>	<b>821</b>	<b>623</b>	<b>1,444</b>	<b>301</b>	<b>393</b>	<b>694</b>	<b>315</b>	<b>309</b>	<b>0</b>
LEPAS MENENGAH / POST SECONDARY:												
TINGKATAN 6 RENDAH / FORM 6 LOWER												
Kemanusiaan / Humanities	308	633	941	0	0	0	0	0	0	0	0	0
Sains / Science	140	163	303	0	0	0	0	0	0	0	0	0
Agama / Religious	0	0	0	0	0	0	0	0	0	0	0	0
Program DVM Tahun 1 / VCM Year 1 Programme	0	0	0	0	0	0	0	0	0	0	0	0
Pendidikan Khas / Special Education	0	0	0	0	0	0	0	0	0	0	0	0
Prauniversiti / Pre-university	0	0	0	0	0	0	0	0	0	0	0	0
<b>Jumlah Kecil / Sub-total</b>	<b>448</b>	<b>796</b>	<b>1,244</b>	<b>0</b>	<b>0</b>	<b>0</b>	<b>0</b>	<b>0</b>	<b>0</b>	<b>0</b>	<b>0</b>	<b>0</b>
TINGKATAN 6 ATAS / FORM 6 UPPER												
Kemanusiaan / Humanities	275	572	847	0	0	0	0	0	0	0	0	0
Sains / Science	100	122	222	0	0	0	0	0	0	0	0	0
Agama / Religious	0	0	0	0	0	0	0	0	0	0	0	0
Program DVM Tahun 2 / VCM Year 2 Programme	0	0	0	0	0	0	0	0	0	0	0	0
Pendidikan Khas / Special Education	0	0	0	0	0	0	0	0	0	0	0	0
Prauniversiti / Pre-university	33	26	59	0	0	0	0	0	0	0	0	0
<b>Jumlah Kecil / Sub-total</b>	<b>408</b>	<b>720</b>	<b>1,128</b>	<b>0</b>	<b>0</b>	<b>0</b>	<b>0</b>	<b>0</b>	<b>0</b>	<b>0</b>	<b>0</b>	<b>0</b>
<b>Jumlah Lepas Menengah / Post Secondary Sub-total</b>	<b>856</b>	<b>1,516</b>	<b>2,372</b>	<b>0</b>	<b>0</b>	<b>0</b>	<b>0</b>	<b>0</b>	<b>0</b>	<b>0</b>	<b>0</b>	<b>0</b>
<b>JUMLAH BESAR / GRAND TOTAL</b>	<b>41,835</b>	<b>41,983</b>	<b>83,818</b>	<b>821</b>	<b>623</b>	<b>1,444</b>	<b>301</b>	<b>393</b>	<b>694</b>	<b>315</b>	<b>309</b>	<b>0</b>

Nota / Note :

\* Termasuk enrolmen Sekolah Model Khas, Sekolah Sukan, Sekolah Bimbingan Jalanan Kasih dan Sekolah Seni / Including enrolment in Special Model Schools, Sports Schools, Bimbingan Jalanan Kasih Schools and Arts Schools

\*\* Enrolmen Menengah Rendah termasuk murid pendidikan khas PPKI / Enrolment in Lower Secondary Schools includes pupils in SEIP

SABK GARS			Pendidikan Khas Special Education			Kolej Tingkatan 6 Form 6 College			Kolej Vokasional (KV) Vocational College (VC)			Jumlah Total			
J/T	L/M	P/F	J/T	L/M	P/F	J/T	L/M	P/F	J/T	L/M	P/F	J/T	L/M	P/F	J/T
0	0	0	0	0	0	0	0	0	0	0	0	0	610	303	913
0	0	0	0	14	14	28	0	0	0	0	0	0	7,973	7,787	15,760
0	98	131	229	0	0	0	0	0	0	0	0	0	357	510	867
0	0	0	0	0	0	0	0	0	0	0	0	0	0	0	0
0	0	0	0	15	10	25	0	0	0	0	0	0	8,198	7,963	16,161
0	86	125	211	0	0	0	0	0	0	0	0	0	344	459	803
0	0	0	0	0	0	0	0	0	0	0	0	0	29	0	29
0	0	0	0	23	12	35	0	0	0	0	0	0	7,991	7,819	15,810
0	112	126	238	0	0	0	0	0	0	0	0	0	404	479	883
0	0	0	0	0	0	0	0	0	0	0	0	0	19	0	19
0	0	0	0	0	0	0	0	0	0	0	0	0	1,110	518	1,628
0	0	0	0	0	0	0	0	0	0	0	0	0	24	4	28
0	296	382	678	52	36	88	0	0	0	0	0	0	27,059	25,842	52,901
0	0	0	0	16	13	29	0	0	0	0	0	0	3,821	3,603	7,424
0	44	39	83	0	0	0	0	0	0	0	0	0	1,901	2,395	4,296
0	45	75	120	0	0	0	0	0	0	0	0	0	54	94	148
0	0	0	0	0	0	0	0	0	0	0	0	0	509	271	780
0	0	0	0	0	0	0	0	0	0	0	0	0	58	47	105
0	0	0	0	0	0	0	0	0	0	0	0	0	1,419	1,640	3,059
309	0	0	0	0	0	0	0	0	0	0	0	0	163	146	309
0	0	0	0	0	0	0	0	0	0	0	0	0	0	0	0
0	0	0	0	0	0	0	0	0	0	29	1	30	29	1	30
0	0	0	0	0	0	0	0	0	0	204	192	396	204	192	396
0	0	0	0	0	0	0	0	0	0	0	0	0	0	0	0
309	89	114	203	16	13	29	0	0	0	233	193	426	8,158	8,389	16,547
0	0	0	0	13	7	20	0	0	0	0	0	0	3,645	3,646	7,291
0	30	24	54	0	0	0	0	0	0	0	0	0	1,999	2,506	4,505
0	86	82	168	0	0	0	0	0	0	0	0	0	101	101	202
0	0	0	0	0	0	0	0	0	0	0	0	0	465	265	730
0	0	0	0	0	0	0	0	0	0	0	0	0	93	147	240
0	0	0	0	0	0	0	0	0	0	0	0	0	1,550	1,575	3,125
315	0	0	0	0	0	0	0	0	0	0	0	0	152	163	315
0	0	0	0	0	0	0	0	0	0	0	0	0	0	0	0
0	0	0	0	0	0	0	0	0	0	36	1	37	36	1	37
0	0	0	0	0	0	0	0	0	0	0	0	0	9	9	18
0	0	0	0	0	0	0	0	0	0	183	171	354	183	171	354
0	0	0	0	0	0	0	0	0	0	0	0	0	0	0	0
315	116	106	222	13	7	20	0	0	0	219	172	391	8,233	8,584	16,817
624	205	220	425	29	20	49	0	0	0	452	365	817	16,391	16,973	33,364
624	501	602	1,103	81	56	137	0	0	0	452	365	817	43,450	42,815	86,265
0	0	0	0	0	0	0	71	135	206	0	0	0	308	633	941
0	0	0	0	0	0	0	67	63	130	0	0	0	140	163	303
0	5	10	15	0	0	0	0	0	0	0	0	0	5	10	15
0	0	0	0	0	0	0	0	0	0	184	149	333	184	149	333
0	0	0	0	0	0	0	0	0	0	0	0	0	0	0	0
0	0	0	0	0	0	0	0	0	0	0	0	0	0	0	0
0	5	10	15	0	0	0	138	198	336	184	149	333	637	955	1,592
0	0	0	0	0	0	0	46	106	152	0	0	0	275	572	847
0	0	0	0	0	0	0	37	46	83	0	0	0	100	122	222
0	0	0	0	0	0	0	0	0	0	0	0	0	0	0	0
0	0	0	0	0	0	0	0	0	0	185	201	386	185	201	386
0	0	0	0	0	0	0	0	0	0	0	0	0	0	0	0
0	0	0	0	0	0	0	0	0	0	0	0	0	33	26	59
0	0	0	0	0	0	0	83	152	235	185	201	386	593	921	1,514
0	5	10	15	0	0	0	221	350	571	369	350	719	1,230	1,876	3,106
624	506	612	1,118	81	56	137	221	350	571	821	715	1,536	44,680	44,691	89,371

1.8.15 ENROLMEN PERINGKAT MENENGAH DI SEKOLAH KERAJAAN DAN BANTUAN KERAJAAN SEPerti PADA 30 JUN 2018  
ENROLMENT AT SECONDARY LEVEL IN GOVERNMENT AND GOVERNMENT-AIDED SCHOOLS AS OF 30th JUNE 2018

WP LABUAN	*Biasa / Regular			Berasrama Penuh Fully Residential			Agama Religious			Teknik Technical		
	Tingkatan / Form	L / M	P / F	J / T	L / M	P / F	J / T	L / M	P / F	J / T	L / M	P / F
MENENGAH RENDAH / LOWER SECONDARY: **												
Kelas Peralihan / Remove Class	3	2	5	0	0	0	0	0	0	0	0	0
Tingkatan 1 / Form 1	511	463	974	50	47	97	0	0	0	0	0	0
Tingkatan 1 Agama / Form 1 Religious	49	43	92	0	0	0	0	0	0	0	0	0
Tingkatan 1 PAV / Form 1 PAV	0	0	0	0	0	0	0	0	0	0	0	0
Tingkatan 2 / Form 2	518	488	1,006	31	34	65	0	0	0	0	0	0
Tingkatan 2 Agama / Form 2 Religious	32	41	73	0	0	0	0	0	0	0	0	0
Tingkatan 2 PAV / Form 2 PAV	17	8	25	0	0	0	0	0	0	0	0	0
Tingkatan 3 / Form 3	488	442	930	35	31	66	0	0	0	0	0	0
Tingkatan 3 Agama / Form 3 Religious	28	49	77	0	0	0	0	0	0	0	0	0
Tingkatan 3 PAV / Form 3 PAV	18	12	30	0	0	0	0	0	0	0	0	0
KKBP / SCLD	68	28	96	0	0	0	0	0	0	0	0	0
SBJK Menengah Rendah / Lower Secondary BJKS	0	0	0	0	0	0	0	0	0	0	0	0
<b>Jumlah Menengah Rendah / Lower Secondary Sub-total</b>	<b>1,732</b>	<b>1,576</b>	<b>3,308</b>	<b>116</b>	<b>112</b>	<b>228</b>	<b>0</b>	<b>0</b>	<b>0</b>	<b>0</b>	<b>0</b>	<b>0</b>
MENENGAH ATAS / UPPER SECONDARY:												
TINGKATAN 4 / FORM 4												
Kemanusiaan / Humanities	273	255	528	0	0	0	0	0	0	0	0	0
Sains / Science	74	108	182	29	36	65	0	0	0	0	0	0
Agama / Religious	0	0	0	0	0	0	0	0	0	0	0	0
MPV / MPV	67	45	112	0	0	0	0	0	0	0	0	0
Program PVMA/ PVMA Programme	0	0	0	0	0	0	0	0	0	0	0	0
Teknologi / Technology	38	68	106	0	0	0	0	0	0	0	0	0
Teknik / Technical	0	0	0	0	0	0	0	0	0	0	0	0
Kemahiran / Skills	0	0	0	0	0	0	0	0	0	0	0	0
Program Kemahiran Tahun 1 / Skills Programme Year 1	0	0	0	0	0	0	0	0	0	0	0	0
Program SVM Tahun 1 / VCM Year 1 Programme	0	0	0	0	0	0	0	0	0	0	0	0
Pendidikan Khas / Special Education	0	0	0	0	0	0	0	0	0	0	0	0
<b>Jumlah Kecil / Sub-total</b>	<b>452</b>	<b>476</b>	<b>928</b>	<b>29</b>	<b>36</b>	<b>65</b>	<b>0</b>	<b>0</b>	<b>0</b>	<b>0</b>	<b>0</b>	<b>0</b>
TINGKATAN 5 / FORM 5												
Kemanusiaan / Humanities	258	249	507	0	0	0	0	0	0	0	0	0
Sains / Science	66	130	196	26	37	63	0	0	0	0	0	0
Agama / Religious	0	0	0	0	0	0	0	0	0	0	0	0
MPV / MPV	46	26	72	0	0	0	0	0	0	0	0	0
Program PVMA/ PVMA Programme	4	2	6	0	0	0	0	0	0	0	0	0
Teknologi / Technology	16	53	69	0	0	0	0	0	0	0	0	0
Teknik / Technical	0	0	0	0	0	0	0	0	0	0	0	0
Kemahiran / Skills	0	0	0	0	0	0	0	0	0	0	0	0
Program Kemahiran Tahun 2 / Skills Programme Year 2	0	0	0	0	0	0	0	0	0	0	0	0
SBJK Menengah Atas / Upper Secondary BJKS	0	0	0	0	0	0	0	0	0	0	0	0
Program SVM Tahun 2 / VCM Year 2 Programme	0	0	0	0	0	0	0	0	0	0	0	0
Pendidikan Khas / Special Education	0	0	0	0	0	0	0	0	0	0	0	0
<b>Jumlah Kecil / Sub-total</b>	<b>390</b>	<b>460</b>	<b>850</b>	<b>26</b>	<b>37</b>	<b>63</b>	<b>0</b>	<b>0</b>	<b>0</b>	<b>0</b>	<b>0</b>	<b>0</b>
<b>Jumlah Menengah Atas / Upper Secondary Sub-total</b>	<b>842</b>	<b>936</b>	<b>1,778</b>	<b>55</b>	<b>73</b>	<b>128</b>	<b>0</b>	<b>0</b>	<b>0</b>	<b>0</b>	<b>0</b>	<b>0</b>
<b>Jumlah Menengah / Secondary Sub-total</b>	<b>2,574</b>	<b>2,512</b>	<b>5,086</b>	<b>171</b>	<b>185</b>	<b>356</b>	<b>0</b>	<b>0</b>	<b>0</b>	<b>0</b>	<b>0</b>	<b>0</b>
LEPAS MENENGAH / POST SECONDARY:												
TINGKATAN 6 RENDAH / FORM 6 LOWER												
Kemanusiaan / Humanities	54	116	170	0	0	0	0	0	0	0	0	0
Sains / Science	6	3	9	0	0	0	0	0	0	0	0	0
Agama / Religious	0	0	0	0	0	0	0	0	0	0	0	0
Program DVM Tahun 1 / VCM Year 1 Programme	0	0	0	0	0	0	0	0	0	0	0	0
Pendidikan Khas / Special Education	0	0	0	0	0	0	0	0	0	0	0	0
Prauniversiti / Pre-university	0	0	0	0	0	0	0	0	0	0	0	0
<b>Jumlah Kecil / Sub-total</b>	<b>60</b>	<b>119</b>	<b>179</b>	<b>0</b>	<b>0</b>	<b>0</b>	<b>0</b>	<b>0</b>	<b>0</b>	<b>0</b>	<b>0</b>	<b>0</b>
TINGKATAN 6 ATAS / FORM 6 UPPER												
Kemanusiaan / Humanities	47	86	133	0	0	0	0	0	0	0	0	0
Sains / Science	2	4	6	0	0	0	0	0	0	0	0	0
Agama / Religious	0	0	0	0	0	0	0	0	0	0	0	0
Program DVM Tahun 2 / VCM Year 2 Programme	0	0	0	0	0	0	0	0	0	0	0	0
Pendidikan Khas / Special Education	0	0	0	0	0	0	0	0	0	0	0	0
Prauniversiti / Pre-university	0	0	0	0	0	0	0	0	0	0	0	0
<b>Jumlah Kecil / Sub-total</b>	<b>49</b>	<b>90</b>	<b>139</b>	<b>0</b>	<b>0</b>	<b>0</b>	<b>0</b>	<b>0</b>	<b>0</b>	<b>0</b>	<b>0</b>	<b>0</b>
<b>Jumlah Lepas Menengah / Post Secondary Sub-total</b>	<b>109</b>	<b>209</b>	<b>318</b>	<b>0</b>	<b>0</b>	<b>0</b>	<b>0</b>	<b>0</b>	<b>0</b>	<b>0</b>	<b>0</b>	<b>0</b>
<b>JUMLAH BESAR / GRAND TOTAL</b>	<b>2,683</b>	<b>2,721</b>	<b>5,404</b>	<b>171</b>	<b>185</b>	<b>356</b>	<b>0</b>	<b>0</b>	<b>0</b>	<b>0</b>	<b>0</b>	<b>0</b>

Nota / Note :

\* Termasuk enrolmen Sekolah Model Khas, Sekolah Sukan, Sekolah Bimbingan Jalanan Kasih dan Sekolah Seni / Including enrolment in Special Model Schools, Sports Schools, Bimbingan Jalanan Kasih Schools and Arts Schools

\*\* Enrolmen Menengah Rendah termasuk murid pendidikan khas PPKI / Enrolment in Lower Secondary Schools includes pupils in SEIP

SABK GARS			Pendidikan Khas Special Education			Kolej Tingkatan 6 Form 6 College			Kolej Vokasional (KV) Vocational College (VC)			Jumlah Total			
J/T	L/M	P/F	J/T	L/M	P/F	J/T	L/M	P/F	J/T	L/M	P/F	J/T	L/M	P/F	J/T
0	0	0	0	0	0	0	0	0	0	0	0	0	3	2	5
0	0	0	0	0	0	0	0	0	0	0	0	0	561	510	1,071
0	0	0	0	0	0	0	0	0	0	0	0	0	49	43	92
0	0	0	0	0	0	0	0	0	0	0	0	0	0	0	0
0	0	0	0	0	0	0	0	0	0	0	0	0	549	522	1,071
0	0	0	0	0	0	0	0	0	0	0	0	0	32	41	73
0	0	0	0	0	0	0	0	0	0	0	0	0	17	8	25
0	0	0	0	0	0	0	0	0	0	0	0	0	523	473	996
0	0	0	0	0	0	0	0	0	0	0	0	0	28	49	77
0	0	0	0	0	0	0	0	0	0	0	0	0	18	12	30
0	0	0	0	0	0	0	0	0	0	0	0	0	68	28	96
0	0	0	0	0	0	0	0	0	0	0	0	0	0	0	0
0	0	0	0	0	0	0	0	0	0	0	0	0	1,848	1,688	3,536
0	0	0	0	0	0	0	0	0	0	0	0	0	273	255	528
0	0	0	0	0	0	0	0	0	0	0	0	0	103	144	247
0	0	0	0	0	0	0	0	0	0	0	0	0	0	0	0
0	0	0	0	0	0	0	0	0	0	0	0	0	67	45	112
0	0	0	0	0	0	0	0	0	0	0	0	0	0	0	0
0	0	0	0	0	0	0	0	0	0	0	0	0	38	68	106
0	0	0	0	0	0	0	0	0	0	0	0	0	0	0	0
0	0	0	0	0	0	0	0	0	0	0	0	0	0	0	0
0	0	0	0	0	0	0	0	0	0	13	3	16	13	3	16
0	0	0	0	0	0	0	0	0	0	85	12	97	85	12	97
0	0	0	0	0	0	0	0	0	0	0	0	0	0	0	0
0	0	0	0	0	0	0	0	0	0	98	15	113	579	527	1,106
0	0	0	0	0	0	0	0	0	0	0	0	0	258	249	507
0	0	0	0	0	0	0	0	0	0	0	0	0	92	167	259
0	0	0	0	0	0	0	0	0	0	0	0	0	0	0	0
0	0	0	0	0	0	0	0	0	0	0	0	0	46	26	72
0	0	0	0	0	0	0	0	0	0	0	0	0	4	2	6
0	0	0	0	0	0	0	0	0	0	0	0	0	16	53	69
0	0	0	0	0	0	0	0	0	0	0	0	0	0	0	0
0	0	0	0	0	0	0	0	0	0	0	0	0	0	0	0
0	0	0	0	0	0	0	0	0	0	3	0	3	3	0	3
0	0	0	0	0	0	0	0	0	0	0	0	0	0	0	0
0	0	0	0	0	0	0	0	0	0	118	34	152	118	34	152
0	0	0	0	0	0	0	0	0	0	0	0	0	0	0	0
0	0	0	0	0	0	0	0	0	0	121	34	155	537	531	1,068
0	0	0	0	0	0	0	0	0	0	219	49	268	1,116	1,058	2,174
0	0	0	0	0	0	0	0	0	0	219	49	268	2,964	2,746	5,710
0	0	0	0	0	0	0	0	0	0	0	0	0	54	116	170
0	0	0	0	0	0	0	0	0	0	0	0	0	6	3	9
0	0	0	0	0	0	0	0	0	0	0	0	0	0	0	0
0	0	0	0	0	0	0	0	0	0	112	46	158	112	46	158
0	0	0	0	0	0	0	0	0	0	0	0	0	0	0	0
0	0	0	0	0	0	0	0	0	0	0	0	0	0	0	0
0	0	0	0	0	0	0	0	0	0	112	46	158	172	165	337
0	0	0	0	0	0	0	0	0	0	0	0	0	47	86	133
0	0	0	0	0	0	0	0	0	0	0	0	0	2	4	6
0	0	0	0	0	0	0	0	0	0	0	0	0	0	0	0
0	0	0	0	0	0	0	0	0	0	93	44	137	93	44	137
0	0	0	0	0	0	0	0	0	0	0	0	0	0	0	0
0	0	0	0	0	0	0	0	0	0	0	0	0	0	0	0
0	0	0	0	0	0	0	0	0	0	93	44	137	142	134	276
0	0	0	0	0	0	0	0	0	0	205	90	295	314	299	613
0	0	0	0	0	0	0	0	0	0	424	139	563	3,278	3,045	6,323

1.8.16 ENROLMEN PERINGKAT MENENGAH DI SEKOLAH KERAJAAN DAN BANTUAN KERAJAAN SEPerti PADA 30 JUN 2018  
ENROLMENT AT SECONDARY LEVEL IN GOVERNMENT AND GOVERNMENT-AIDED SCHOOLS AS OF 30th JUNE 2018

WP PUTRAJAYA	*Biasa / Regular			Berasrama Penuh Fully Residential			Agama Religious			Teknik Technical		
	Tingkatan / Form	L / M	P / F	J / T	L / M	P / F	J / T	L / M	P / F	J / T	L / M	P / F
MENENGAH RENDAH / LOWER SECONDARY: **												
Kelas Peralihan / Remove Class	0	0	0	0	0	0	0	0	0	0	0	0
Tingkatan 1 / Form 1	679	657	1,336	170	0	170	0	0	0	0	0	0
Tingkatan 1 Agama / Form 1 Religious	65	62	127	0	0	0	58	79	137	0	0	0
Tingkatan 1 PAV / Form 1 PAV	0	0	0	0	0	0	0	0	0	0	0	0
Tingkatan 2 / Form 2	672	620	1,292	174	0	174	0	0	0	0	0	0
Tingkatan 2 Agama / Form 2 Religious	36	89	125	0	0	0	37	49	86	0	0	0
Tingkatan 2 PAV / Form 2 PAV	0	0	0	0	0	0	0	0	0	0	0	0
Tingkatan 3 / Form 3	605	578	1,183	160	0	160	0	0	0	0	0	0
Tingkatan 3 Agama / Form 3 Religious	61	64	125	0	0	0	42	61	103	0	0	0
Tingkatan 3 PAV / Form 3 PAV	0	0	0	0	0	0	0	0	0	0	0	0
KKBP / SCLD	115	48	163	0	0	0	0	0	0	0	0	0
SBJK Menengah Rendah / Lower Secondary BJKS	0	0	0	0	0	0	0	0	0	0	0	0
Jumlah Menengah Rendah / Lower Secondary Sub-total	2,233	2,118	4,351	504	0	504	137	189	326	0	0	0
MENENGAH ATAS / UPPER SECONDARY:												
TINGKATAN 4 / FORM 4												
Kemanusiaan / Humanities	344	306	650	0	0	0	16	29	45	0	0	0
Sains / Science	124	167	291	167	0	167	18	31	49	0	0	0
Agama / Religious	0	0	0	0	0	0	0	0	0	0	0	0
MPV / MPV	9	6	15	0	0	0	0	0	0	0	0	0
Program PVMA / PVMA Programme	13	6	19	0	0	0	0	0	0	0	0	0
Teknologi / Technology	52	68	120	0	0	0	0	0	0	0	0	0
Teknik / Technical	0	0	0	0	0	0	0	0	0	0	0	0
Kemahiran / Skills	0	0	0	0	0	0	0	0	0	0	0	0
Program Kemahiran Tahun 1 / Skills Programme Year 1	0	0	0	0	0	0	0	0	0	0	0	0
Program SVM Tahun 1 / VCM Year 1 Programme	0	0	0	0	0	0	0	0	0	0	0	0
Pendidikan Khas / Special Education	0	0	0	0	0	0	0	0	0	0	0	0
Jumlah Kecil / Sub-total	542	553	1,095	167	0	167	34	60	94	0	0	0
TINGKATAN 5 / FORM 5												
Kemanusiaan / Humanities	330	261	591	0	0	0	23	30	53	0	0	0
Sains / Science	113	192	305	163	0	163	22	25	47	0	0	0
Agama / Religious	0	0	0	0	0	0	0	0	0	0	0	0
MPV / MPV	16	9	25	0	0	0	0	0	0	0	0	0
Program PVMA / PVMA Programme	11	10	21	0	0	0	0	0	0	0	0	0
Teknologi / Technology	42	44	86	0	0	0	0	0	0	0	0	0
Teknik / Technical	0	0	0	0	0	0	0	0	0	0	0	0
Kemahiran / Skills	0	0	0	0	0	0	0	0	0	0	0	0
Program Kemahiran Tahun 2 / Skills Programme Year 2	0	0	0	0	0	0	0	0	0	0	0	0
SBJK Menengah Atas / Upper Secondary BJKS	0	0	0	0	0	0	0	0	0	0	0	0
Program SVM Tahun 2 / VCM Year 2 Programme	0	0	0	0	0	0	0	0	0	0	0	0
Pendidikan Khas / Special Education	0	0	0	0	0	0	0	0	0	0	0	0
Jumlah Kecil / Sub-total	512	516	1,028	163	0	163	45	55	100	0	0	0
Jumlah Menengah Atas / Upper Secondary Sub-total	1,054	1,069	2,123	330	0	330	79	115	194	0	0	0
Jumlah Menengah / Secondary Sub-total	3,287	3,187	6,474	834	0	834	216	304	520	0	0	0
LEPAS MENENGAH / POST SECONDARY:												
TINGKATAN 6 RENDAH / FORM 6 LOWER												
Kemanusiaan / Humanities	32	65	97	0	0	0	0	0	0	0	0	0
Sains / Science	2	2	4	0	0	0	0	0	0	0	0	0
Agama / Religious	0	0	0	0	0	0	0	0	0	0	0	0
Program DVM Tahun 1 / VCM Year 1 Programme	0	0	0	0	0	0	0	0	0	0	0	0
Pendidikan Khas / Special Education	0	0	0	0	0	0	0	0	0	0	0	0
Prauniversiti / Pre-university	0	0	0	0	0	0	0	0	0	0	0	0
Jumlah Kecil / Sub-total	34	67	101	0	0	0	0	0	0	0	0	0
TINGKATAN 6 ATAS / FORM 6 UPPER												
Kemanusiaan / Humanities	24	48	72	0	0	0	0	0	0	0	0	0
Sains / Science	0	2	2	0	0	0	0	0	0	0	0	0
Agama / Religious	0	0	0	0	0	0	0	0	0	0	0	0
Program DVM Tahun 2 / VCM Year 2 Programme	0	0	0	0	0	0	0	0	0	0	0	0
Pendidikan Khas / Special Education	0	0	0	0	0	0	0	0	0	0	0	0
Prauniversiti / Pre-university	0	0	0	0	0	0	0	0	0	0	0	0
Jumlah Kecil / Sub-total	24	50	74	0	0	0	0	0	0	0	0	0
Jumlah Lepas Menengah / Post Secondary Sub-total	58	117	175	0	0	0	0	0	0	0	0	0
<b>JUMLAH BESAR / GRAND TOTAL</b>	<b>3,345</b>	<b>3,304</b>	<b>6,649</b>	<b>834</b>	<b>0</b>	<b>834</b>	<b>216</b>	<b>304</b>	<b>520</b>	<b>0</b>	<b>0</b>	<b>0</b>

Nota / Note:

\* Termasuk enrolmen Sekolah Model Khas, Sekolah Sukan, Sekolah Bimbingan Jalinan Kasih dan Sekolah Seni / Including enrolment in Special Model Schools, Sports Schools, Bimbingan Jalinan Kasih Schools and Arts Schools

\*\* Enrolmen Menengah Rendah termasuk murid pendidikan khas PPKI / Enrolment in Lower Secondary Schools includes pupils in SEIP

SABK GARS			Pendidikan Khas Special Education			Kolej Tingkatan 6 Form 6 College			Kolej Vokasional (KV) Vocational College (VC)			Jumlah Total			
J/T	L/M	P/F	J/T	L/M	P/F	J/T	L/M	P/F	J/T	L/M	P/F	J/T	L/M	P/F	J/T
0	0	0	0	0	0	0	0	0	0	0	0	0	0	0	0
0	0	0	0	0	0	0	0	0	0	0	0	0	849	657	1,506
0	0	0	0	0	0	0	0	0	0	0	0	0	123	141	264
0	0	0	0	0	0	0	0	0	0	0	0	0	0	0	0
0	0	0	0	0	0	0	0	0	0	0	0	0	846	620	1,466
0	0	0	0	0	0	0	0	0	0	0	0	0	73	138	211
0	0	0	0	0	0	0	0	0	0	0	0	0	0	0	0
0	0	0	0	0	0	0	0	0	0	0	0	0	765	578	1,343
0	0	0	0	0	0	0	0	0	0	0	0	0	103	125	228
0	0	0	0	0	0	0	0	0	0	0	0	0	0	0	0
0	0	0	0	0	0	0	0	0	0	0	0	0	115	48	163
0	0	0	0	0	0	0	0	0	0	0	0	0	0	0	0
0	0	0	0	0	0	0	0	0	0	0	0	0	2,874	2,307	5,181
0	0	0	0	0	0	0	0	0	0	0	0	0	360	335	695
0	0	0	0	0	0	0	0	0	0	0	0	0	309	198	507
0	0	0	0	0	0	0	0	0	0	0	0	0	0	0	0
0	0	0	0	0	0	0	0	0	0	0	0	0	9	6	15
0	0	0	0	0	0	0	0	0	0	0	0	0	13	6	19
0	0	0	0	0	0	0	0	0	0	0	0	0	52	68	120
0	0	0	0	0	0	0	0	0	0	0	0	0	0	0	0
0	0	0	0	0	0	0	0	0	0	0	0	0	0	0	0
0	0	0	0	0	0	0	0	0	0	0	0	0	0	0	0
0	0	0	0	0	0	0	0	0	0	0	0	0	0	0	0
0	0	0	0	0	0	0	0	0	0	0	0	0	0	0	0
0	0	0	0	0	0	0	0	0	0	0	0	0	0	0	0
0	0	0	0	0	0	0	0	0	0	0	0	0	743	613	1,356
0	0	0	0	0	0	0	0	0	0	0	0	0	353	291	644
0	0	0	0	0	0	0	0	0	0	0	0	0	298	217	515
0	0	0	0	0	0	0	0	0	0	0	0	0	0	0	0
0	0	0	0	0	0	0	0	0	0	0	0	0	16	9	25
0	0	0	0	0	0	0	0	0	0	0	0	0	11	10	21
0	0	0	0	0	0	0	0	0	0	0	0	0	42	44	86
0	0	0	0	0	0	0	0	0	0	0	0	0	0	0	0
0	0	0	0	0	0	0	0	0	0	0	0	0	0	0	0
0	0	0	0	0	0	0	0	0	0	0	0	0	0	0	0
0	0	0	0	0	0	0	0	0	0	0	0	0	0	0	0
0	0	0	0	0	0	0	0	0	0	0	0	0	0	0	0
0	0	0	0	0	0	0	0	0	0	0	0	0	0	0	0
0	0	0	0	0	0	0	0	0	0	0	0	0	720	571	1,291
0	0	0	0	0	0	0	0	0	0	0	0	0	1,463	1,184	2,647
0	0	0	0	0	0	0	0	0	0	0	0	0	4,337	3,491	7,828
0	0	0	0	0	0	0	0	0	0	0	0	0	32	65	97
0	0	0	0	0	0	0	0	0	0	0	0	0	2	2	4
0	0	0	0	0	0	0	0	0	0	0	0	0	0	0	0
0	0	0	0	0	0	0	0	0	0	0	0	0	0	0	0
0	0	0	0	0	0	0	0	0	0	0	0	0	0	0	0
0	0	0	0	0	0	0	0	0	0	0	0	0	0	0	0
0	0	0	0	0	0	0	0	0	0	0	0	0	0	0	0
0	0	0	0	0	0	0	0	0	0	0	0	0	34	67	101
0	0	0	0	0	0	0	0	0	0	0	0	0	24	48	72
0	0	0	0	0	0	0	0	0	0	0	0	0	0	2	2
0	0	0	0	0	0	0	0	0	0	0	0	0	0	0	0
0	0	0	0	0	0	0	0	0	0	0	0	0	0	0	0
0	0	0	0	0	0	0	0	0	0	0	0	0	0	0	0
0	0	0	0	0	0	0	0	0	0	0	0	0	0	0	0
0	0	0	0	0	0	0	0	0	0	0	0	0	24	50	74
0	0	0	0	0	0	0	0	0	0	0	0	0	58	117	175
0	0	0	0	0	0	0	0	0	0	0	0	0	4,395	3,608	8,003

1.9 ENROLMEN SEKOLAH MENENGAH TEKNIK KERAJAAN SEPERTI PADA 30 JUN 2018  
ENROLMENT IN GOVERNMENT SECONDARY TECHNICAL SCHOOLS AS OF 30th JUNE 2018

## MALAYSIA

Kursus / Course	Tingkatan 4 / Form 4			Tingkatan 5 / Form 5			Jumlah / Total		
	L / M	P / F	J / T	L / M	P / F	J / T	L / M	P / F	J / T
Kejuruteraan Mekanikal / Mechanical Engineering	468	122	590	449	151	600	917	273	1,190
Kejuruteraan Elektrik dan Elektronik / Electrical & Electronic Engineering	404	143	547	371	147	518	775	290	1,065
Kejuruteraan Awam / Civil Engineering	310	431	741	278	402	680	588	833	1,421
Sains Pertanian / Agriculture Science	35	136	171	31	138	169	66	274	340
Perdagangan / Commerce	80	357	437	67	308	375	147	665	812
<b>JUMLAH BESAR / GRAND TOTAL</b>	<b>1,297</b>	<b>1,189</b>	<b>2,486</b>	<b>1,196</b>	<b>1,146</b>	<b>2,342</b>	<b>2,493</b>	<b>2,335</b>	<b>4,828</b>

## Nota / Note :

Tidak termasuk enrolmen di prasekolah dan Tingkatan 6 / Excluding enrolment in pre-school and Form 6

Tidak ada Sekolah Menengah Teknik Kerajaan di negeri Kelantan, Perlis, Perak, Sabah, Selangor, WP Labuan dan WP Putrajaya / There are no Government Secondary Technical Schools in Kelantan, Perlis, Perak, Sabah, Selangor, WP Labuan and WP Putrajaya

1.9.1 ENROLMEN SEKOLAH MENENGAH TEKNIK KERAJAAN SEPERTI PADA 30 JUN 2018  
ENROLMENT IN GOVERNMENT SECONDARY TECHNICAL SCHOOLS AS OF 30th JUNE 2018

## JOHOR

Kursus / Course	Tingkatan 4 / Form 4			Tingkatan 5 / Form 5			Jumlah / Total		
	L / M	P / F	J / T	L / M	P / F	J / T	L / M	P / F	J / T
Kejuruteraan Mekanikal / Mechanical Engineering	50	11	61	45	13	58	95	24	119
Kejuruteraan Elektrik dan Elektronik / Electrical & Electronic Engineering	41	14	55	42	15	57	83	29	112
Kejuruteraan Awam / Civil Engineering	34	26	60	22	35	57	56	61	117
Sains Pertanian / Agriculture Science	14	44	58	17	44	61	31	88	119
Perdagangan / Commerce	7	50	57	14	49	63	21	99	120
<b>JUMLAH BESAR / GRAND TOTAL</b>	<b>146</b>	<b>145</b>	<b>291</b>	<b>140</b>	<b>156</b>	<b>296</b>	<b>286</b>	<b>301</b>	<b>587</b>

## Nota / Note :

Tidak termasuk enrolmen di prasekolah dan Tingkatan 6 / Excluding enrolment in pre-school and Form 6

1.9.2 ENROLMEN SEKOLAH MENENGAH TEKNIK KERAJAAN SEPERTI PADA 30 JUN 2018  
ENROLMENT IN GOVERNMENT SECONDARY TECHNICAL SCHOOLS AS OF 30th JUNE 2018

## KEDAH

Kursus / Course	Tingkatan 4 / Form 4			Tingkatan 5 / Form 5			Jumlah / Total		
	L / M	P / F	J / T	L / M	P / F	J / T	L / M	P / F	J / T
Kejuruteraan Mekanikal / Mechanical Engineering	65	10	75	59	17	76	124	27	151
Kejuruteraan Elektrik dan Elektronik / Electrical & Electronic Engineering	38	17	55	32	9	41	70	26	96
Kejuruteraan Awam / Civil Engineering	37	52	89	30	50	80	67	102	169
Sains Pertanian / Agriculture Science	14	40	54	6	45	51	20	85	105
Perdagangan / Commerce	5	26	31	5	18	23	10	44	54
<b>JUMLAH BESAR / GRAND TOTAL</b>	<b>159</b>	<b>145</b>	<b>304</b>	<b>132</b>	<b>139</b>	<b>271</b>	<b>291</b>	<b>284</b>	<b>575</b>

## Nota / Note :

Tidak termasuk enrolmen di prasekolah dan Tingkatan 6 / Excluding enrolment in pre-school and Form 6

1.9.3 ENROLMEN SEKOLAH MENENGAH TEKNIK KERAJAAN SEPERTI PADA 30 JUN 2018  
ENROLMENT IN GOVERNMENT SECONDARY TECHNICAL SCHOOLS AS OF 30th JUNE 2018

## MELAKA

Kursus / Course	Tingkatan 4 / Form 4			Tingkatan 5 / Form 5			Jumlah / Total		
	L / M	P / F	J / T	L / M	P / F	J / T	L / M	P / F	J / T
Kejuruteraan Mekanikal / Mechanical Engineering	44	15	59	37	20	57	81	35	116
Kejuruteraan Elektrik dan Elektronik / Electrical & Electronic Engineering	43	15	58	40	14	54	83	29	112
Kejuruteraan Awam / Civil Engineering	35	51	86	35	55	90	70	106	176
Sains Pertanian / Agriculture Science	7	52	59	8	49	57	15	101	116
Perdagangan / Commerce	8	22	30	5	24	29	13	46	59
<b>JUMLAH BESAR / GRAND TOTAL</b>	<b>137</b>	<b>155</b>	<b>292</b>	<b>125</b>	<b>162</b>	<b>287</b>	<b>262</b>	<b>317</b>	<b>579</b>

## Nota / Note :

Tidak termasuk enrolmen di prasekolah dan Tingkatan 6 / Excluding enrolment in pre-school and Form 6

1.9.4 ENROLMEN SEKOLAH MENENGAH TEKNIK KERAJAAN SEPERTI PADA 30 JUN 2018  
ENROLMENT IN GOVERNMENT SECONDARY TECHNICAL SCHOOLS AS OF 30th JUNE 2018

## NEGERI SEMBILAN

Kursus / Course	Tingkatan 4 / Form 4			Tingkatan 5 / Form 5			Jumlah / Total		
	L / M	P / F	J / T	L / M	P / F	J / T	L / M	P / F	J / T
Kejuruteraan Mekanikal / Mechanical Engineering	66	22	88	55	29	84	121	51	172
Kejuruteraan Elektrik dan Elektronik / Electrical & Electronic Engineering	37	18	55	39	20	59	76	38	114
Kejuruteraan Awam / Civil Engineering	38	50	88	33	54	87	71	104	175
Sains Pertanian / Agriculture Science	0	0	0	0	0	0	0	0	0
Perdagangan / Commerce	22	71	93	8	53	61	30	124	154
<b>JUMLAH BESAR / GRAND TOTAL</b>	<b>163</b>	<b>161</b>	<b>324</b>	<b>135</b>	<b>156</b>	<b>291</b>	<b>298</b>	<b>317</b>	<b>615</b>

## Nota / Note :

Tidak termasuk enrolmen di prasekolah dan Tingkatan 6 / Excluding enrolment in pre-school and Form 6

1.9.5 ENROLMEN SEKOLAH MENENGAH TEKNIK KERAJAAN SEPERTI PADA 30 JUN 2018  
ENROLMENT IN GOVERNMENT SECONDARY TECHNICAL SCHOOLS AS OF 30th JUNE 2018

## PAHANG

Kursus / Course	Tingkatan 4 / Form 4			Tingkatan 5 / Form 5			Jumlah / Total		
	L / M	P / F	J / T	L / M	P / F	J / T	L / M	P / F	J / T
Kejuruteraan Mekanikal / Mechanical Engineering	59	8	67	45	13	58	104	21	125
Kejuruteraan Elektrik dan Elektronik / Electrical & Electronic Engineering	46	7	53	33	8	41	79	15	94
Kejuruteraan Awam / Civil Engineering	29	46	75	35	30	65	64	76	140
Sains Pertanian / Agriculture Science	0	0	0	0	0	0	0	0	0
Perdagangan / Commerce	14	41	55	8	35	43	22	76	98
<b>JUMLAH BESAR / GRAND TOTAL</b>	<b>148</b>	<b>102</b>	<b>250</b>	<b>121</b>	<b>86</b>	<b>207</b>	<b>269</b>	<b>188</b>	<b>457</b>

## Nota / Note :

Tidak termasuk enrolmen di prasekolah dan Tingkatan 6 / Excluding enrolment in pre-school and Form 6

1.9.6 ENROLMEN SEKOLAH MENENGAH TEKNIK KERAJAAN SEPERTI PADA 30 JUN 2018  
ENROLMENT IN GOVERNMENT SECONDARY TECHNICAL SCHOOLS AS OF 30th JUNE 2018

PULAU PINANG

Kursus / Course	Tingkatan 4 / Form 4			Tingkatan 5 / Form 5			Jumlah / Total		
	L / M	P / F	J / T	L / M	P / F	J / T	L / M	P / F	J / T
Kejuruteraan Mekanikal / Mechanical Engineering	44	15	59	54	10	64	98	25	123
Kejuruteraan Elektrik dan Elektronik / Electrical & Electronic Engineering	40	11	51	45	25	70	85	36	121
Kejuruteraan Awam / Civil Engineering	28	43	71	35	48	83	63	91	154
Sains Pertanian / Agriculture Science	0	0	0	0	0	0	0	0	0
Perdagangan / Commerce	13	53	66	8	38	46	21	91	112
<b>JUMLAH BESAR / GRAND TOTAL</b>	<b>125</b>	<b>122</b>	<b>247</b>	<b>142</b>	<b>121</b>	<b>263</b>	<b>267</b>	<b>243</b>	<b>510</b>

Nota / Note :

Tidak termasuk enrolmen di prasekolah dan Tingkatan 6 / Excluding enrolment in pre-school and Form 6

1.9.7 ENROLMEN SEKOLAH MENENGAH TEKNIK KERAJAAN SEPERTI PADA 30 JUN 2018  
ENROLMENT IN GOVERNMENT SECONDARY TECHNICAL SCHOOLS AS OF 30th JUNE 2018

SARAWAK

Kursus / Course	Tingkatan 4 / Form 4			Tingkatan 5 / Form 5			Jumlah / Total		
	L / M	P / F	J / T	L / M	P / F	J / T	L / M	P / F	J / T
Kejuruteraan Mekanikal / Mechanical Engineering	40	19	59	28	14	42	68	33	101
Kejuruteraan Elektrik dan Elektronik / Electrical & Electronic Engineering	61	24	85	30	14	44	91	38	129
Kejuruteraan Awam / Civil Engineering	40	75	115	20	35	55	60	110	170
Sains Pertanian / Agriculture Science	0	0	0	0	0	0	0	0	0
Perdagangan / Commerce	0	0	0	0	0	0	0	0	0
<b>JUMLAH BESAR / GRAND TOTAL</b>	<b>141</b>	<b>118</b>	<b>259</b>	<b>78</b>	<b>63</b>	<b>141</b>	<b>219</b>	<b>181</b>	<b>400</b>

Nota / Note :

Tidak termasuk enrolmen di prasekolah dan Tingkatan 6 / Excluding enrolment in pre-school and Form 6

1.9.8 ENROLMEN SEKOLAH MENENGAH TEKNIK KERAJAAN SEPERTI PADA 30 JUN 2018  
ENROLMENT IN GOVERNMENT SECONDARY TECHNICAL SCHOOLS AS OF 30th JUNE 2018

TERENGGANU

Kursus / Course	Tingkatan 4 / Form 4			Tingkatan 5 / Form 5			Jumlah / Total		
	L / M	P / F	J / T	L / M	P / F	J / T	L / M	P / F	J / T
Kejuruteraan Mekanikal / Mechanical Engineering	36	5	41	61	11	72	97	16	113
Kejuruteraan Elektrik dan Elektronik / Electrical & Electronic Engineering	40	7	47	63	5	68	103	12	115
Kejuruteraan Awam / Civil Engineering	33	38	71	38	39	77	71	77	148
Sains Pertanian / Agriculture Science	0	0	0	0	0	0	0	0	0
Perdagangan / Commerce	6	45	51	9	45	54	15	90	105
<b>JUMLAH BESAR / GRAND TOTAL</b>	<b>115</b>	<b>95</b>	<b>210</b>	<b>171</b>	<b>100</b>	<b>271</b>	<b>286</b>	<b>195</b>	<b>481</b>

Nota / Note :

Tidak termasuk enrolmen di prasekolah dan Tingkatan 6 / Excluding enrolment in pre-school and Form 6

1.9.9 ENROLMEN SEKOLAH MENENGAH TEKNIK KERAJAAN SEPERTI PADA 30 JUN 2018  
ENROLMENT IN GOVERNMENT SECONDARY TECHNICAL SCHOOLS AS OF 30th JUNE 2018

WP KUALA LUMPUR

Kursus / Course	Tingkatan 4 / Form 4			Tingkatan 5 / Form 5			Jumlah / Total		
	L / M	P / F	J / T	L / M	P / F	J / T	L / M	P / F	J / T
Kejuruteraan Mekanikal / Mechanical Engineering	64	17	81	65	24	89	129	41	170
Kejuruteraan Elektrik dan Elektronik / Electrical & Electronic Engineering	58	30	88	47	37	84	105	67	172
Kejuruteraan Awam / Civil Engineering	36	50	86	30	56	86	66	106	172
Sains Pertanian / Agriculture Science	0	0	0	0	0	0	0	0	0
Perdagangan / Commerce	5	49	54	10	46	56	15	95	110
<b>JUMLAH BESAR / GRAND TOTAL</b>	<b>163</b>	<b>146</b>	<b>309</b>	<b>152</b>	<b>163</b>	<b>315</b>	<b>315</b>	<b>309</b>	<b>624</b>

Nota / Note :

Tidak termasuk enrolmen di prasekolah dan Tingkatan 6 / Excluding enrolment in pre-school and Form 6



1.10.1 ENROLMEN KOLEJ VOKASIONALSEPERTI PADA 30 JUN 2018  
ENROLMENT IN VOCATIONAL COLLEGE AS OF 30th JUNE 2018

JOHOR

No.	Kursus / Course	Tingkatan 4 (1 SKM) Form 4			Tingkatan 5 (2 SKM) Form 5			Tahun 1 (1 SVM) 1st Year			Tahun 2 (2 SVM) 2nd Year			Tahun 3 (1 DVM) 3rd Year			Tahun 4 (2 DVM) 4th Year			Jumlah Total		
		L/M	P/F	J/T	L/M	P/F	J/T	L/M	P/F	J/T	L/M	P/F	J/T	L/M	P/F	J/T	L/M	P/F	J/T	L/M	P/F	J/T
		1	Agroindustri Tanaman	0	0	0	0	0	0	0	0	0	0	0	0	0	0	0	0	0	0	0
2	Agroindustri Ternakan Poltri	0	0	0	0	0	0	0	0	0	0	0	0	0	0	0	0	0	0	0	0	0
3	Agroindustri Ternakan Ruminan	0	0	0	0	0	0	0	0	0	0	0	0	0	0	0	0	0	0	0	0	0
4	Akuakultur	0	0	0	0	0	0	0	0	0	0	0	0	0	0	0	0	0	0	0	0	0
5	Bakeri dan Pastrri	0	0	0	0	0	0	9	26	35	11	22	33	5	12	17	0	0	0	25	60	85
6	Bioteknologi	0	0	0	0	0	0	0	0	0	0	0	0	0	0	0	0	0	0	0	0	0
7	Florikultur	0	0	0	0	0	0	0	0	0	0	0	0	0	0	0	0	0	0	0	0	0
8	Herba	0	0	0	0	0	0	0	0	0	0	0	0	0	0	0	0	0	0	0	0	0
9	Holtikultur	0	0	0	0	0	0	0	0	0	0	0	0	0	0	0	0	0	0	0	0	0
10	Insuran	0	0	0	0	0	0	0	0	0	0	0	0	0	0	0	0	0	0	0	0	0
11	Kesetiausahaan Pentadbiran	0	0	0	0	0	0	6	35	41	0	39	39	2	36	38	4	36	40	12	146	158
12	Kesihatan Alam Sekitar	0	0	0	0	0	0	0	0	0	0	91	91	0	0	0	0	0	0	0	91	91
13	Kosmetologi	0	0	0	0	0	0	0	65	65	0	0	0	51	51	0	34	34	0	150	150	
14	Pelancongan	0	0	0	0	0	0	0	0	0	0	0	0	0	0	0	0	0	0	0	0	0
15	Pemasaran	0	0	0	0	0	0	0	0	0	0	0	0	0	0	0	0	0	0	0	0	0
16	Pemprosesan Makanan	0	0	0	0	0	0	0	0	0	0	0	0	0	0	0	0	0	0	0	0	0
17	Pengajian Awal Kanak-Kanak	0	0	0	0	0	0	0	36	36	1	32	33	0	31	31	0	25	25	1	124	125
18	Pengurusan Perniagaan	0	0	0	0	0	0	14	27	41	9	20	29	12	44	56	8	45	53	43	136	179
19	Pengurusan Peruncitan	0	0	0	0	0	0	0	0	0	0	0	0	0	0	0	0	0	0	0	0	0
20	Perakaunan	0	0	0	0	0	0	9	40	49	15	62	77	17	64	81	15	65	80	56	231	287
21	Perbankan	0	0	0	0	0	0	0	0	0	0	0	0	0	0	0	0	0	0	0	0	0
22	Seni Kulinari	0	0	0	0	0	0	6	30	36	21	40	61	11	23	34	11	20	31	49	113	162
23	Seni Reka Fesyen	0	0	0	0	0	0	0	33	33	0	31	31	2	43	45	1	41	42	3	148	151
24	Senibina Landskap	0	0	0	0	0	0	0	0	0	0	0	0	0	0	0	0	0	0	0	0	0
25	Sistem Pengurusan Pangkalan Data Dan Aplikasi Web	0	0	0	0	0	0	21	19	40	20	16	36	10	8	18	7	13	20	58	56	114
26	Teknologi Automotif	0	0	0	0	0	0	152	13	165	165	8	173	130	6	136	129	0	129	576	27	603
27	Teknologi Elektrik	0	0	0	0	0	0	157	20	177	152	16	168	112	28	140	112	18	130	533	82	615
28	Teknologi Elektronik	0	0	0	0	0	0	124	37	161	103	36	139	112	38	150	111	31	142	450	142	592
29	Teknologi Enjin Marin	0	0	0	0	0	0	0	0	0	0	0	0	0	0	0	0	0	0	0	0	0
30	Teknologi Kimpalan	0	0	0	0	0	0	164	10	174	156	10	166	135	3	138	113	1	114	568	24	592
31	Teknologi Mekanisasi Agro	0	0	0	0	0	0	0	0	0	0	0	0	0	0	0	0	0	0	0	0	0
32	Teknologi Multimedia Kreatif (Animasi)	0	0	0	0	0	0	18	11	29	0	0	0	0	0	0	15	12	27	33	23	56
33	Teknologi Pembinaan	0	0	0	0	0	0	77	34	111	111	55	166	82	53	135	66	47	113	336	189	525
34	Teknologi Pemesinan Industri	0	0	0	0	0	0	98	7	105	122	8	130	83	3	86	106	3	109	409	21	430
35	Teknologi Pemprosesan Kayu Dan Kemasan	0	0	0	0	0	0	17	9	26	24	6	30	0	0	0	0	0	0	41	15	56
36	Teknologi Penyelukbekuan Dan Penyerapan Udara	0	0	0	0	0	0	129	15	144	121	14	135	91	12	103	90	11	101	431	52	483
37	Teknologi Rekabentuk Grafik Industri Dan Media Cetak	0	0	0	0	0	0	0	0	0	0	0	0	0	0	0	0	0	0	0	0	0
38	Teknologi Sistem Komputer Dan Rangkaian	0	0	0	0	0	0	12	6	18	0	0	10	7	17	14	4	18	36	17	53	
39	Akuakultur (AF-031-1)	0	0	0	0	0	0	0	0	0	0	0	0	0	0	0	0	0	0	0	0	0
40	Atendan Lanskap (LE-010-1)	0	0	0	0	0	0	0	0	0	0	0	0	0	0	0	0	0	0	0	0	0
41	Automotif – Servis Selepas Jualan (TP-300-2:2013)	0	0	0	0	0	0	0	0	0	0	0	0	0	0	0	0	0	0	0	0	0
42	Automotif – Servis Selepas Jualan (TP-300-3:2013)	0	0	0	0	0	0	0	0	0	0	0	0	0	0	0	0	0	0	0	0	0
43	Elektrik - SLDN FMM	0	0	0	0	0	0	0	0	0	0	0	0	0	0	0	0	0	0	0	0	0
44	Elektronik - SLDN FMM	0	0	0	0	0	0	0	0	0	0	0	0	0	0	0	0	0	0	0	0	0
45	Gubahan Bunga (HT-071-3:2014)	0	0	0	0	0	0	0	0	0	0	0	0	0	0	0	0	0	0	0	0	0
46	Jurubina Bangunan (B-010-2/B-010-1)	0	0	0	0	0	0	0	0	0	0	0	0	0	0	0	0	0	0	0	0	0
47	Jurubina Bangunan Berasaskan Kayu (A-020-2)	0	0	0	0	0	0	0	0	0	0	0	0	0	0	0	0	0	0	0	0	0
48	Juruteknik Akuakultur (Ternakan Air Tawar) (AF-034-2)	0	0	0	0	0	0	0	0	0	0	0	0	0	0	0	0	0	0	0	0	0
49	Kimpalan - SLDN FMM	0	0	0	0	0	0	0	0	0	0	0	0	0	0	0	0	0	0	0	0	0
50	Operasi Jualan dan Pemasaran (FB-018-3:2012)	0	0	0	0	0	0	0	0	0	0	0	0	0	0	0	0	0	0	0	0	0
51	Operasi Ladang Poltri (AF-071-3:2015)	0	0	0	0	0	0	0	0	0	0	0	0	0	0	0	0	0	0	0	0	0
52	Operasi Pembuatan Perabot (RB-050-2/3:2012)	18	3	21	23	0	23	0	0	0	0	0	0	0	0	0	0	0	0	41	3	44
53	Operasi Pengeluaran Tanaman (A016-001-3:2016)	0	0	0	0	0	0	0	0	0	0	0	0	0	0	0	0	0	0	0	0	0
54	Operasi Peruncitan (Jabatan) (DT-010-3:2014)	0	0	0	0	0	0	0	0	0	0	0	0	0	0	0	0	0	0	0	0	0
55	Pemasangan Dan Penyelenggaraan Elektrik- Satu Fasa (EE-320-2:2012)	0	0	0	0	0	0	0	0	0	0	0	0	0	0	0	0	0	0	0	0	0
56	Pemasangan Dan Penyelenggaraan Elektrik- Tiga Fasa (EE-320-3:2012)	19	0	19	17	1	18	0	0	0	0	0	0	0	0	0	0	0	0	36	1	37
57	Pembuatan Pakaian Wanita (TA-011-2:2013)	0	0	0	0	0	0	0	0	0	0	0	0	0	0	0	0	0	0	0	0	0
58	Pembuatan Pakaian Wanita (TA-011-3:2013)	2	11	13	0	0	0	0	0	0	0	0	0	0	0	0	0	0	0	2	11	13
59	Pembuatan Roti (HT-013-2:2011)	23	6	29	0	0	0	0	0	0	0	0	0	0	0	0	0	0	0	23	6	29
60	Pemesinan Industri - SLDN FMM	0	0	0	0	0	0	0	0	0	0	0	0	0	0	0	0	0	0	0	0	0
61	Pemesinan Industri (Mc-050-1/2/3:2012)	0	0	0	0	0	0	0	0	0	0	0	0	0	0	0	0	0	0	0	0	0
62	Pemprosesan Hasil Pertanian (Y-040-1)	0	0	0	0	0	0	0	0	0	0	0	0	0	0	0	0	0	0	0	0	0
63	Pengurusan Pejabat (FB-024-2:2012)	0	0	0	0	0	0	0	0	0	0	0	0	0	0	0	0	0	0	0	0	0
64	Penyediaan & Pembuatan Makanan (HT-012-3:2012)	0	4	4	0	0	0	0	0	0	0	0	0	0	0	0	0	0	0	0	4	4
65	Penyelia Akuakultur (T																					



**1.10.3 ENROLMEN KOLEJ VOKASIONAL SEPerti PADA 30 JUN 2018**  
**ENROLMENT IN VOCATIONAL COLLEGE AS OF 30th JUNE 2018**
**KELANTAN**

No.	Kursus / Course	Tingkatan 4 (1 SKM) Form 4			Tingkatan 5 (2 SKM) Form 5			Tahun 1 (1 SVM) 1st Year			Tahun 2 (2 SVM) 2nd Year			Tahun 3 (1 DVM) 3rd Year			Tahun 4 (2 DVM) 4th Year			Jumlah Total		
		L/M	P/F	J/T	L/M	P/F	J/T	L/M	P/F	J/T	L/M	P/F	J/T	L/M	P/F	J/T	L/M	P/F	J/T	L/M	P/F	J/T
1	Agroindustri Tanaman	0	0	0	0	0	0	0	0	0	0	0	0	0	0	0	0	0	0	0	0	0
2	Agroindustri Ternakan Poltri	0	0	0	0	0	0	0	0	0	0	0	0	0	0	0	0	0	0	0	0	0
3	Agroindustri Ternakan Ruminan	0	0	0	0	0	0	0	0	0	0	0	0	0	0	0	0	0	0	0	0	0
4	Akuakultur	0	0	0	0	0	0	0	0	0	0	0	0	0	0	0	0	0	0	0	0	0
5	Bakeri dan Pastrri	0	0	0	0	0	0	5	25	30	8	24	32	4	30	34	2	17	19	19	96	115
6	Bioteknologi	0	0	0	0	0	0	0	0	0	0	0	0	0	0	0	0	0	0	0	0	0
7	Flonikultur	0	0	0	0	0	0	0	0	0	0	0	0	0	0	0	0	0	0	0	0	0
8	Herba	0	0	0	0	0	0	0	0	0	0	0	0	0	0	0	0	0	0	0	0	0
9	Holtikultur	0	0	0	0	0	0	0	0	0	0	0	0	0	0	0	0	0	0	0	0	0
10	Insuran	0	0	0	0	0	0	0	0	0	0	0	0	0	0	0	0	0	0	0	0	0
11	Kesetiausahaan Pentadbiran	0	0	0	0	0	0	7	34	41	0	35	35	1	50	51	0	33	33	8	152	160
12	Kesihatan Alam Sekitar	0	0	0	0	0	0	0	0	0	0	0	0	0	0	0	0	0	0	0	0	0
13	Kosmetologi	0	0	0	0	0	0	0	58	58	0	58	58	0	40	40	0	35	35	0	191	191
14	Pelancongan	0	0	0	0	0	0	0	0	0	0	0	0	0	0	0	0	0	0	0	0	0
15	Pemasaran	0	0	0	0	0	0	22	7	29	4	29	33	9	13	22	5	24	29	40	73	113
16	Pemprosesan Makanan	0	0	0	0	0	0	0	0	0	0	0	0	0	0	0	0	0	0	0	0	0
17	Pengajian Awal Kanak-Kanak	0	0	0	0	0	0	0	28	28	0	30	30	0	29	29	0	15	15	0	102	102
18	Pengurusan Perniagaan	0	0	0	0	0	0	20	52	72	29	65	94	24	59	83	23	68	91	96	244	340
19	Pengurusan Peruncitan	0	0	0	0	0	0	8	11	19	10	10	20	2	13	15	3	16	19	23	50	73
20	Perakaunan	0	0	0	0	0	0	11	14	25	0	0	0	0	0	0	0	0	0	11	14	25
21	Perbankan	0	0	0	0	0	0	0	0	0	9	12	21	1	14	15	4	18	22	14	44	58
22	Seni Kulinari	0	0	0	0	0	0	0	0	0	0	0	8	27	35	8	9	17	16	36	52	52
23	Seni Reka Fesyen	0	0	0	0	0	0	4	58	62	0	48	48	0	43	43	0	29	29	4	178	182
24	Senibina Landskap	0	0	0	0	0	0	0	0	0	0	0	0	0	0	0	0	0	0	0	0	0
25	Sistem Pengurusan Pangkalan Data Dan Aplikasi Web	0	0	0	0	0	0	0	0	0	0	0	0	0	0	0	0	0	0	0	0	0
26	Teknologi Automotif	0	0	0	0	0	0	86	4	90	74	0	74	67	0	67	64	0	64	291	4	295
27	Teknologi Elektrik	0	0	0	0	0	0	85	8	93	73	5	78	69	11	80	68	4	72	295	28	323
28	Teknologi Elektronik	0	0	0	0	0	0	67	16	83	105	3	108	78	6	84	73	12	85	323	37	360
29	Teknologi Enjin Marin	0	0	0	0	0	0	0	0	0	0	0	75	0	75	0	0	0	75	0	75	75
30	Teknologi Kimpalan	0	0	0	0	0	0	83	5	88	82	0	82	0	0	74	2	76	239	7	246	246
31	Teknologi Mekanisasi Agro	0	0	0	0	0	0	0	0	0	0	0	0	0	0	0	0	0	0	0	0	0
32	Teknologi Multimedia Kreatif (Animasi)	0	0	0	0	0	0	12	4	16	11	9	20	10	10	20	10	8	18	43	31	74
33	Teknologi Pembinaan	0	0	0	0	0	0	34	26	60	40	10	50	28	22	50	20	40	122	78	200	200
34	Teknologi Pemesinan Industri	0	0	0	0	0	0	56	0	56	72	3	75	66	1	67	43	1	44	237	5	242
35	Teknologi Pemprosesan Kayu Dan Kemasan	0	0	0	0	0	0	0	0	0	0	0	0	0	0	0	0	0	0	0	0	0
36	Teknologi Penyelukbekuan Dan Penyejukan Udara	0	0	0	0	0	0	55	0	55	51	5	56	40	0	40	36	3	39	182	8	190
37	Teknologi Rekabentuk Grafik Industri Dan Media Cetak	0	0	0	0	0	0	4	8	12	10	16	26	4	14	18	2	19	21	20	57	77
38	Teknologi Sistem Komputer Dan Rangkaian	0	0	0	0	0	0	31	8	39	39	12	51	27	26	53	29	16	45	126	62	188
39	Akuakultur (AF-031-1)	0	0	0	0	0	0	0	0	0	0	0	0	0	0	0	0	0	0	0	0	0
40	Atendan Lanskap (LE-010-1)	0	0	0	0	0	0	0	0	0	0	0	0	0	0	0	0	0	0	0	0	0
41	Automotif – Servis Selepas Jualan (TP-300-2:2013)	0	0	0	0	0	0	0	0	0	0	0	0	0	0	0	0	0	0	0	0	0
42	Automotif – Servis Selepas Jualan (TP-300-3:2013)	0	0	0	0	0	0	0	0	0	0	0	0	0	0	0	0	0	0	0	0	0
43	Elektrik - SLDN FMM	0	0	0	0	0	0	0	0	0	0	0	0	0	0	0	0	0	0	0	0	0
44	Elektronik - SLDN FMM	0	0	0	0	0	0	0	0	0	0	0	0	0	0	0	0	0	0	0	0	0
45	Gubahan Bunga (HT-071-3:2014)	0	0	0	0	0	0	0	0	0	0	0	0	0	0	0	0	0	0	0	0	0
46	Jurubina Bangunan (B-010-2/B-010-1)	0	0	0	0	0	0	0	0	0	0	0	0	0	0	0	0	0	0	0	0	0
47	Jurubina Bangunan Berasaskan Kayu (A-020-2)	0	0	0	0	0	0	0	0	0	0	0	0	0	0	0	0	0	0	0	0	0
48	Juruteknik Akuakultur (Ternakan Air Tawar) (AF-034-2)	0	0	0	0	0	0	0	0	0	0	0	0	0	0	0	0	0	0	0	0	0
49	Kimpalan - SLDN FMM	0	0	0	0	0	0	0	0	0	0	0	0	0	0	0	0	0	0	0	0	0
50	Operasi Jualan dan Pemasaran (FB-018-3:2012)	0	0	0	0	0	0	0	0	0	0	0	0	0	0	0	0	0	0	0	0	0
51	Operasi Ladang Poltri (AF-071-3:2015)	0	0	0	0	0	0	0	0	0	0	0	0	0	0	0	0	0	0	0	0	0
52	Operasi Pembuatan Perabot (RB-050-2/3:2012)	21	0	21	0	0	0	0	0	0	0	0	0	0	0	0	0	0	0	21	0	21
53	Operasi Pengeluaran Tanaman (A016-001-3:2016)	0	0	0	18	7	25	0	0	0	0	0	0	0	0	0	0	0	0	18	7	25
54	Operasi Peruncitan (Jabatan) (DT-010-3:2014)	0	0	0	0	0	0	0	0	0	0	0	0	0	0	0	0	0	0	0	0	0
55	Pemasangan Dan Penyelenggaraan Elektrik- Satu Fasa (EE-320-2:2012)	0	0	0	0	0	0	0	0	0	0	0	0	0	0	0	0	0	0	0	0	0
56	Pemasangan Dan Penyelenggaraan Elektrik- Tiga Fasa (EE-320-3:2012)	0	0	0	0	0	0	0	0	0	0	0	0	0	0	0	0	0	0	0	0	0
57	Pembuatan Pakaian Wanita (TA-011-2:2013)	0	0	0	0	0	0	0	0	0	0	0	0	0	0	0	0	0	0	0	0	0
58	Pembuatan Pakaian Wanita (TA-011-3:2013)	2	10	12	0	7	7	0	0	0	0	0	0	0	0	0	0	0	2	17	19	19
59	Pembuatan Roti (HT-013-2:2011)	0	0	0	0	0	0	0	0	0	0	0	0	0	0	0	0	0	0	0	0	0
60	Pemesinan Industri - SLDN FMM	0	0	0	0	0	0	0	0	0	0	0	0	0	0	0	0	0	0	0	0	0
61	Pemesinan Industri (Mc-050-1/2/3:2012)	0	0	0	0	0	0	0	0	0	0	0	0	0	0	0	0	0	0	0	0	0
62	Pemprosesan Hasil Pertanian (Y-040-1)	0	0	0	0	0	0	0	0	0	0	0	0	0	0	0	0	0	0	0	0	0
63	Pengurusan Pejabat (FB-024-2:2012)	0	0	0	0	0	0	0	0	0	0	0	0	0	0	0	0	0	0	0	0	0
64	Penyediaan & Pembuatan Makanan (HT-012-3:2012)	15	31	46	23	9	32	0	0	0	0	0	0	0	0	0	0	0	38	40	78	78
65	Penyelia Akuakultur (Ternakan Air Tawar) (AF-034-3)	0	0	0	0	0	0	0	0	0	0	0	0	0	0	0	0	0	0	0	0	0
66	Penyelia Akuakultur Hatceri (AF-033-3)	0	0	0	0	0	0	0	0	0	0	0	0	0	0	0	0	0	0	0	0	0
67	Penyelia Tanaman (AF-010-3)	0	0	0	0	0	0	0	0	0	0	0	0	0	0	0	0	0	0	0	0	0
68	Penyelia Pemasangan & Penyelenggaraan HVAC (ME-020-3:2012)	11	0	11	23	0	23	0	0	0	0	0	0	0	0	0	0	0	34	0	34	34
69	Perkhidmatan Estetik (MP-060-2:2013)	0	0	0	0	0	0	0	0	0	0	0	0	0	0	0	0	0	0	0	0	0
70	Perkhidmatan Terapi Estetik (MP-060-3:2013)	0	0	0	0	0	0	0	0	0	0	0	0	0	0	0	0	0	0	0	0	0
71	Projek Link Shell*	0	0	0	0	0	0	0	0	0	0	0	0	0	0	0	0	0	0	0	0	0
72	Proses Kimpalan Arka Kepingan Logam (MC-024-3:2012)	0	0	0	0	0	0	0	0	0	0	0	0	0	0	0	0	0	0	0	0	0
73	Servis Diagnostik - Kenderaan Ringan (TP-300-3:2016)	0	0	0	0	0	0	0	0	0	0	0	0	0	0	0	0	0	0	0	0	0
74	Ternakan Poultri (Y-011-1)	0	0	0	0	0	0	0	0	0	0	0	0	0	0	0	0	0	0	0	0	0
<b>JUMLAH / TOTAL</b>		<b>49</b>	<																			

1.10.4 ENROLMEN KOLEJ VOKASIONALSEPERTI PADA 30 JUN 2018  
ENROLMENT IN VOCATIONAL COLLEGE AS OF 30th JUNE 2018

## MELAKA

No.	Kursus / Course	Tingkatan 4 (1 SKM) Form 4			Tingkatan 5 (2 SKM) Form 5			Tahun 1 (1 SVM) 1st Year			Tahun 2 (2 SVM) 2nd Year			Tahun 3 (1 DVM) 3rd Year			Tahun 4 (2 DVM) 4th Year			Jumlah Total		
		L/M	P/F	J/T	L/M	P/F	J/T	L/M	P/F	J/T	L/M	P/F	J/T	L/M	P/F	J/T	L/M	P/F	J/T	L/M	P/F	J/T
1	Agroindustri Tanaman	0	0	0	0	0	0	0	0	0	0	0	0	0	0	0	0	0	0	0	0	0
2	Agroindustri Ternakan Poltri	0	0	0	0	0	0	0	0	0	0	0	0	0	0	0	0	0	0	0	0	0
3	Agroindustri Ternakan Ruminan	0	0	0	0	0	0	0	0	0	0	0	0	0	0	0	0	0	0	0	0	0
4	Akuakultur	0	0	0	0	0	0	0	0	0	0	0	0	0	0	0	0	0	0	0	0	0
5	Bakeri dan Pastrri	0	0	0	0	0	0	0	0	0	8	22	30	5	24	29	2	21	23	15	67	82
6	Bioteknologi	0	0	0	0	0	0	0	0	0	0	0	0	0	0	0	0	0	0	0	0	0
7	Florikultur	0	0	0	0	0	0	0	0	0	0	0	0	0	0	0	0	0	0	0	0	0
8	Herba	0	0	0	0	0	0	0	0	0	0	0	0	0	0	0	0	0	0	0	0	0
9	Holtikultur	0	0	0	0	0	0	0	0	0	0	0	0	0	0	0	0	0	0	0	0	0
10	Insuran	0	0	0	0	0	0	0	0	0	0	0	0	0	0	0	0	0	0	0	0	0
11	Kesetiausahaan Pentadbiran	0	0	0	0	0	0	0	0	0	0	0	0	0	0	0	0	0	0	0	0	0
12	Kesihatan Alam Sekitar	0	0	0	0	0	0	0	0	0	0	0	0	0	0	0	0	0	0	0	0	0
13	Kosmetologi	0	0	0	0	0	0	0	0	0	0	0	0	0	0	0	0	0	0	0	0	0
14	Pelancongan	0	0	0	0	0	0	0	0	0	0	0	0	0	0	0	0	0	0	0	0	0
15	Pemasaran	0	0	0	0	0	0	3	11	14	3	18	21	0	0	0	3	21	24	9	50	59
16	Pemprosesan Makanan	0	0	0	0	0	0	0	0	0	0	0	0	0	0	0	0	0	0	0	0	0
17	Pengajian Awal Kanak-Kanak	0	0	0	0	0	0	0	0	0	0	0	0	0	0	0	0	0	0	0	0	0
18	Pengurusan Perniagaan	0	0	0	0	0	0	14	64	78	20	65	85	19	64	83	10	58	68	63	251	314
19	Pengurusan Peruncitan	0	0	0	0	0	0	0	0	0	11	16	27	4	21	25	1	25	26	16	62	78
20	Perakaunan	0	0	0	0	0	0	0	0	0	0	0	0	0	0	0	0	0	0	0	0	0
21	Perbankan	0	0	0	0	0	0	0	0	0	3	18	21	5	19	24	3	23	26	11	60	71
22	Seni Kulinari	0	0	0	0	0	0	0	0	0	12	17	29	15	16	31	12	17	29	39	50	89
23	Seni Reka Fesyen	0	0	0	0	0	0	0	0	0	0	0	0	0	0	0	0	0	0	0	0	0
24	Senibina Landskap	0	0	0	0	0	0	0	0	0	0	0	0	0	0	0	0	0	0	0	0	0
25	Sistem Pengurusan Pangkalan Data Dan Aplikasi Web	0	0	0	0	0	0	8	12	20	6	15	21	8	10	18	8	11	19	30	48	78
26	Teknologi Automotif	0	0	0	0	0	0	38	0	38	42	2	44	58	1	59	28	1	29	166	4	170
27	Teknologi Elektrik	0	0	0	0	0	0	54	6	60	52	6	58	52	4	56	38	3	41	196	19	215
28	Teknologi Elektronik	0	0	0	0	0	0	47	13	60	45	10	55	41	8	49	30	8	38	163	39	202
29	Teknologi Enjin Marin	0	0	0	0	0	0	0	0	0	0	0	0	0	0	0	0	0	0	0	0	0
30	Teknologi Kimpalan	0	0	0	0	0	0	42	5	47	53	4	57	49	3	52	35	0	35	179	12	191
31	Teknologi Mekanisasi Agro	0	0	0	0	0	0	0	0	0	0	0	0	0	0	0	0	0	0	0	0	0
32	Teknologi Multimedia Kreatif (Animasi)	0	0	0	0	0	0	0	0	0	0	0	0	0	0	0	0	0	0	0	0	0
33	Teknologi Pembinaan	0	0	0	0	0	0	36	18	54	30	24	54	54	18	72	46	27	73	166	87	253
34	Teknologi Pemesinan Industri	0	0	0	0	0	0	41	9	50	49	0	49	47	0	47	33	0	33	170	9	179
35	Teknologi Pemprosesan Kayu Dan Kemasan	0	0	0	0	0	0	0	0	0	0	0	0	0	0	0	0	0	0	0	0	0
36	Teknologi Penyejukbekuan Dan Penyejukan Udara	0	0	0	0	0	0	25	2	27	25	1	26	9	1	10	27	1	28	86	5	91
37	Teknologi Rekabentuk Grafik Industri Dan Media Cetak	0	0	0	0	0	0	0	0	0	0	0	0	0	0	0	0	0	0	0	0	0
38	Teknologi Sistem Komputer Dan Rangkaian	0	0	0	0	0	0	28	10	38	25	12	37	33	11	44	23	11	34	109	44	153
39	Akuakultur (AF-031-1)	0	0	0	0	0	0	0	0	0	0	0	0	0	0	0	0	0	0	0	0	0
40	Atendan Lanskap (LE-010-1)	0	0	0	0	0	0	0	0	0	0	0	0	0	0	0	0	0	0	0	0	0
41	Automotif – Servis Selepas Jualan (TP-300-2:2013)	0	0	0	0	0	0	0	0	0	0	0	0	0	0	0	0	0	0	0	0	0
42	Automotif – Servis Selepas Jualan (TP-300-3:2013)	0	0	0	0	0	0	0	0	0	0	0	0	0	0	0	0	0	0	0	0	0
43	Elektrik - SLDN FMM	0	0	0	0	0	0	0	0	0	0	0	0	0	0	0	0	0	0	0	0	0
44	Elektronik - SLDN FMM	0	0	0	0	0	0	0	0	0	0	0	0	0	0	0	0	0	0	0	0	0
45	Gubahan Bunga (HT-071-3:2014)	0	0	0	0	0	0	0	0	0	0	0	0	0	0	0	0	0	0	0	0	0
46	Jurubina Bangunan (B-010-2/B-010-1)	0	0	0	0	0	0	0	0	0	0	0	0	0	0	0	0	0	0	0	0	0
47	Jurubina Bangunan Berasaskan Kayu (A-020-2)	0	0	0	0	0	0	0	0	0	0	0	0	0	0	0	0	0	0	0	0	0
48	Juruteknik Akuakultur (Ternakan Air Tawar) (AF-034-2)	0	0	0	0	0	0	0	0	0	0	0	0	0	0	0	0	0	0	0	0	0
49	Kimpalan - SLDN FMM	0	0	0	0	0	0	0	0	0	0	0	0	0	0	0	0	0	0	0	0	0
50	Operasi Jualan dan Pemasaran (FB-018-3:2012)	0	0	0	0	0	0	0	0	0	0	0	0	0	0	0	0	0	0	0	0	0
51	Operasi Ladang Poltri (AF-071-3:2015)	0	0	0	0	0	0	0	0	0	0	0	0	0	0	0	0	0	0	0	0	0
52	Operasi Pembuatan Perabot (RB-050-2/3:2012)	0	0	0	0	0	0	0	0	0	0	0	0	0	0	0	0	0	0	0	0	0
53	Operasi Pengeluaran Tanaman (A016-001-3:2016)	0	0	0	0	0	0	0	0	0	0	0	0	0	0	0	0	0	0	0	0	0
54	Operasi Peruncitan (Jabatan)(DT-010-3:2014)	0	0	0	0	0	0	0	0	0	0	0	0	0	0	0	0	0	0	0	0	0
55	Pemasangan Dan Penyelenggaraan Elektrik- Satu Fasa (EE-320-2:2012)	0	0	0	0	0	0	0	0	0	0	0	0	0	0	0	0	0	0	0	0	0
56	Pemasangan Dan Penyelenggaraan Elektrik- Tiga Fasa (EE-320-3:2012)	0	0	0	0	0	0	0	0	0	0	0	0	0	0	0	0	0	0	0	0	0
57	Pembuatan Pakaian Wanita (TA-011-2:2013)	0	0	0	0	0	0	0	0	0	0	0	0	0	0	0	0	0	0	0	0	0
58	Pembuatan Pakaian Wanita (TA-011-3:2013)	0	0	0	0	0	0	0	0	0	0	0	0	0	0	0	0	0	0	0	0	0
59	Pembuatan Roti (HT-013-2:2011)	0	0	0	0	0	0	0	0	0	0	0	0	0	0	0	0	0	0	0	0	0
60	Pemesinan Industri - SLDN FMM	0	0	0	0	0	0	0	0	0	0	0	0	0	0	0	0	0	0	0	0	0
61	Pemesinan Industri (Mc-050-1/2/3:2012)	0	0	0	0	0	0	0	0	0	0	0	0	0	0	0	0	0	0	0	0	0
62	Pemprosesan Hasil Pertanian (Y-040-1)	0	0	0	0	0	0	0	0	0	0	0	0	0	0	0	0	0	0	0	0	0
63	Pengurusan Pejabat (FB-024-2:2012)	0	0	0	0	0	0	0	0	0	0	0	0	0	0	0	0	0	0	0	0	0
64	Penyediaan & Pembuatan Makanan (HT-012-3:2012)	3	0	3	0	0	0	0	0	0	0	0	0	0	0	0	0	0	0	3	0	3
65	Penyelia Akuakultur (Ternakan Air Tawar) (AF-034-3)	0	0	0	0	0	0	0	0	0	0	0	0	0	0	0	0	0	0	0	0	0
66	Penyelia Akuakultur Hatceri (AF-033-3)	0	0	0	0	0	0	0	0	0	0	0	0	0	0	0	0	0	0	0	0	0
67	Penyelia Tanaman (AF-010-3)	0	0	0	0	0	0	0	0	0	0	0	0	0	0	0	0	0	0	0	0	0
68	Penyeliaan Pemasangan & Penyelenggaraan HVAC (ME-020-3:2012)	0	0	0	0	0	0	0	0	0	0	0	0	0	0	0	0	0	0	0	0	0
69	Perkhidmatan Estetik (MP-060-2:2013)	0	0	0	0	0	0	0	0	0	0	0	0	0	0	0	0	0	0	0	0	0
70	Perkhidmatan Terapi Estetik (MP-060-3:2013)	0	0	0	0	0	0	0	0	0	0	0	0	0	0	0	0	0	0	0	0	0
71	Projek Link Shell*	0	0	0	0	0	0	0	0	0	0	0	0	0	0	0	0	0	0	0	0	0
72	Proses Kimpalan Arka Kepingan Logam (MC-024-3:2012)	0	0	0	0	0	0	0	0	0	0	0	0	0	0	0	0	0	0	0	0	0
73	Servis Diagnostik - Kenderaan Ringan (TP-300-3:2016)	22	0	22	17	0	17	0	0	0	0	0	0	0	0	0	0	0	0	39	0	39
74	Ternakan Poultri (Y-011-1)	0	0	0	0	0	0	0	0	0	0	0	0	0	0	0	0	0	0	0	0	0
JUMLAH / TOTAL		25	0	25																		

1.10.5 ENROLMEN KOLEJ VOKASIONALSEPERTI PADA 30 JUN 2018  
ENROLMENT IN VOCATIONAL COLLEGE AS OF 30th JUNE 2018

## NEGERI SEMBILAN

No.	Kursus / Course	Tingkatan 4 (1 SKM) Form 4			Tingkatan 5 (2 SKM) Form 5			Tahun 1 (1 SVM) 1st Year			Tahun 2 (2 SVM) 2nd Year			Tahun 3 (1 DVM) 3rd Year			Tahun 4 (2 DVM) 4th Year			Jumlah Total		
		L/M	P/F	J/T	L/M	P/F	J/T	L/M	P/F	J/T	L/M	P/F	J/T	L/M	P/F	J/T	L/M	P/F	J/T	L/M	P/F	J/T
1	Agroindustri Tanaman	0	0	0	0	0	0	20	2	22	9	6	15	12	12	24	19	8	27	60	28	88
2	Agroindustri Ternakan Poltri	0	0	0	0	0	0	8	2	10	8	5	13	10	5	15	7	8	15	33	20	53
3	Agroindustri Ternakan Ruminan	0	0	0	0	0	0	12	5	17	15	4	19	9	6	15	14	5	19	50	20	70
4	Akuakultur	0	0	0	0	0	0	7	3	10	17	3	20	11	7	18	21	3	24	56	16	72
5	Bakeri dan Pastrri	0	0	0	0	0	0	0	0	0	0	0	0	0	0	0	0	0	0	0	0	0
6	Bioteknologi	0	0	0	0	0	0	0	0	0	0	0	0	0	0	0	0	0	0	0	0	0
7	Florikultur	0	0	0	0	0	0	0	0	0	0	0	0	0	0	0	0	0	0	0	0	0
8	Herba	0	0	0	0	0	0	0	0	0	0	0	0	0	0	0	0	0	0	0	0	0
9	Holtikultur	0	0	0	0	0	0	0	0	0	0	0	0	0	0	0	12	10	22	12	10	22
10	Insuran	0	0	0	0	0	0	0	0	0	0	0	0	0	0	0	0	0	0	0	0	0
11	Kesetiausahaan Pentadbiran	0	0	0	0	0	0	1	19	20	1	18	19	0	23	23	4	21	25	6	81	87
12	Kesihatan Alam Sekitar	0	0	0	0	0	0	0	0	0	0	0	0	0	0	0	0	0	0	0	0	0
13	Kosmetologi	0	0	0	0	0	0	0	33	33	0	0	0	0	30	30	0	26	26	0	89	89
14	Pelancongan	0	0	0	0	0	0	10	25	35	6	23	29	4	20	24	4	30	34	24	98	122
15	Pemasaran	0	0	0	0	0	0	0	0	0	0	0	0	0	0	0	0	0	0	0	0	0
16	Pemprosesan Makanan	0	0	0	0	0	0	11	15	26	8	13	21	8	15	23	12	13	25	39	56	95
17	Pengajian Awal Kanak-Kanak	0	0	0	0	0	0	0	0	0	0	0	0	0	0	0	0	0	0	0	0	0
18	Pengurusan Perniagaan	0	0	0	0	0	0	23	95	118	27	94	121	25	98	123	25	102	127	100	389	489
19	Pengurusan Peruncitan	0	0	0	0	0	0	0	0	0	0	0	0	0	0	0	0	0	0	0	0	0
20	Perakaunan	0	0	0	0	0	0	0	12	12	2	10	12	4	14	18	4	14	18	10	50	60
21	Perbankan	0	0	0	0	0	0	0	0	0	0	0	0	0	0	0	0	0	0	0	0	0
22	Seni Kulinari	0	0	0	0	0	0	7	28	35	7	28	35	9	22	31	7	23	30	30	101	131
23	Seni Reka Fesyen	0	0	0	0	0	0	0	36	36	2	31	33	0	29	29	0	27	27	2	123	125
24	Senibina Landskap	0	0	0	0	0	0	10	15	25	10	7	17	7	14	21	19	23	42	46	59	105
25	Sistem Pengurusan Pangkalan Data Dan Aplikasi Web	0	0	0	0	0	0	0	0	0	0	0	0	0	0	0	0	0	0	0	0	0
26	Teknologi Automatif	0	0	0	0	0	0	86	3	89	79	3	82	65	3	68	69	1	70	299	10	309
27	Teknologi Elektrik	0	0	0	0	0	0	145	10	155	131	12	143	125	12	137	110	11	121	511	45	556
28	Teknologi Elektronik	0	0	0	0	0	0	109	18	127	94	28	122	75	21	96	75	10	85	353	77	430
29	Teknologi Enjin Marin	0	0	0	0	0	0	0	0	0	0	0	0	0	0	0	0	0	0	0	0	0
30	Teknologi Kimpalan	0	0	0	0	0	0	85	5	90	72	3	75	74	1	75	45	0	45	276	9	285
31	Teknologi Mekanisasi Agro	0	0	0	0	0	0	16	0	16	3	0	3	15	0	15	14	0	14	48	0	48
32	Teknologi Multimedia Kreatif (Animasi)	0	0	0	0	0	0	0	0	0	0	0	0	0	0	0	0	0	0	0	0	0
33	Teknologi Pembinaan	0	0	0	0	0	0	59	12	71	52	24	76	48	17	65	80	28	108	239	81	320
34	Teknologi Pemesinan Industri	0	0	0	0	0	0	68	5	73	74	1	75	56	6	62	67	4	71	265	16	281
35	Teknologi Pemprosesan Kayu Dan Kemasan	0	0	0	0	0	0	0	0	0	0	0	0	0	0	0	0	0	0	0	0	0
36	Teknologi Penyelukbukan Dan Penanaman Udara	0	0	0	0	0	0	82	2	84	77	4	81	58	2	60	41	2	43	258	10	268
37	Teknologi Rekabentuk Grafik Industri Dan Media Cetak	0	0	0	0	0	0	0	0	0	0	0	0	0	0	0	0	0	0	0	0	0
38	Teknologi Sistem Komputer Dan Rangkaian	0	0	0	0	0	0	24	14	38	25	12	37	26	10	36	18	18	36	93	54	147
39	Akuakultur (AF-031-1)	0	0	0	0	0	0	0	0	0	0	0	0	0	0	0	0	0	0	0	0	0
40	Atendan Lanskap (LE-010-1)	0	0	0	0	0	0	0	0	0	0	0	0	0	0	0	0	0	0	0	0	0
41	Automatif – Servis Selepas Jualan (TP-300-2:2013)	0	0	0	0	0	0	0	0	0	0	0	0	0	0	0	0	0	0	0	0	0
42	Automatif – Servis Selepas Jualan (TP-300-3:2013)	0	0	0	0	0	0	0	0	0	0	0	0	0	0	0	0	0	0	0	0	0
43	Elektrik - SLDN FMM	0	0	0	0	0	0	0	0	0	0	0	0	0	0	0	0	0	0	0	0	0
44	Elektronik - SLDN FMM	0	0	0	0	0	0	0	0	0	0	0	0	0	0	0	0	0	0	0	0	0
45	Gubahan Bunga (HT-071-3:2014)	0	0	0	0	0	0	0	0	0	0	0	0	0	0	0	0	0	0	0	0	0
46	Jurubina Bangunan (B-010-2/B-010-1)	0	0	0	0	0	0	0	0	0	0	0	0	0	0	0	0	0	0	0	0	0
47	Jurubina Bangunan Berasaskan Kayu (A-020-2)	0	0	0	0	0	0	0	0	0	0	0	0	0	0	0	0	0	0	0	0	0
48	Juruteknik Akuakultur (Ternakan Air Tawar) (AF-034-2)	0	0	0	0	0	0	0	0	0	0	0	0	0	0	0	0	0	0	0	0	0
49	Kimpalan - SLDN FMM	0	0	0	0	0	0	0	0	0	0	0	0	0	0	0	0	0	0	0	0	0
50	Operasi Jualan dan Pemasaran (FB-018-3:2012)	0	0	0	0	0	0	0	0	0	0	0	0	0	0	0	0	0	0	0	0	0
51	Operasi Ladang Poltri (AF-071-3:2015)	3	7	10	0	0	0	0	0	0	0	0	0	0	0	0	0	0	0	3	7	10
52	Operasi Pembuatan Perabot (RB-050-2/3:2012)	0	0	0	0	0	0	0	0	0	0	0	0	0	0	0	0	0	0	0	0	0
53	Operasi Pengeluaran Tanaman (A016-001-3:2016)	7	4	11	0	0	0	0	0	0	0	0	0	0	0	0	0	0	0	7	4	11
54	Operasi Peruncitan (Jabatan)(DT-010-3:2014)	0	0	0	0	0	0	0	0	0	0	0	0	0	0	0	0	0	0	0	0	0
55	Pemasangan Dan Penyelenggaraan Elektrik- Satu Fasa (EE-320-2:2012)	0	0	0	0	0	0	0	0	0	0	0	0	0	0	0	0	0	0	0	0	0
56	Pemasangan Dan Penyelenggaraan Elektrik- Tiga Fasa (EE-320-3:2012)	44	0	44	43	2	45	0	0	0	0	0	0	0	0	0	0	0	87	2	89	
57	Pembuatan Pakaian Wanita (TA-011-2:2013)	0	0	0	0	0	0	0	0	0	0	0	0	0	0	0	0	0	0	0	0	0
58	Pembuatan Pakaian Wanita (TA-011-3:2013)	0	9	9	0	0	0	0	0	0	0	0	0	0	0	0	0	0	0	9	9	9
59	Pembuatan Roti (HT-013-2:2011)	0	0	0	0	0	0	0	0	0	0	0	0	0	0	0	0	0	0	0	0	0
60	Pemesinan Industri - SLDN FMM	0	0	0	0	0	0	0	0	0	0	0	0	0	0	0	0	0	0	0	0	0
61	Pemesinan Industri (Mc-050-1/2/3:2012)	0	0	0	0	0	0	0	0	0	0	0	0	0	0	0	0	0	0	0	0	0
62	Pemprosesan Hasil Pertanian (Y-040-1)	0	0	0	7	1	8	0	0	0	0	0	0	0	0	0	0	0	0	7	1	8
63	Pengurusan Pejabat (FB-024-2:2012)	0	0	0	0	0	0	0	0	0	0	0	0	0	0	0	0	0	0	0	0	0
64	Penyediaan & Pembuatan Makanan (HT-012-3:2012)	0	0	0	6	4	10	0	0	0	0	0	0	0	0	0	0	0	6	4	10	0
65	Penyelia Akuakultur (Ternakan Air Tawar) (AF-034-3)	0	0	0	0	0	0	0	0	0	0	0	0	0	0	0	0	0	0	0	0	0
66	Penyelia Akuakultur Hatceri (AF-033-3)	0	0	0	0	0	0	0	0	0	0	0	0	0	0	0	0	0	0	0	0	0
67	Penyelia Tanaman (AF-010-3)	0	0	0	10	8	18	0	0	0	0	0	0	0	0	0	0	0	10	8	18	0
68	Penyelidikan Pemasangan & Penyelenggaraan HVAC (ME-020-3:2012)	4	0	4	1	2	3	0	0	0	0	0	0	0	0	0	0	0	5	2	7	0
69	Perkhidmatan Estetik (MP-060-2:2013)	0	0	0	0	0	0	0	0	0	0	0	0	0	0	0	0	0	0	0	0	0
70	Perkhidmatan Terapi Estetik (MP-060-3:2013)	0	7	7	0	4	4	0	0	0	0	0	0	0	0	0	0	0	0	11	11	0
71	Projek Link Shell*	0	0	0	0	0	0	0	0	0	0	0	0	0	0	0	0	0	0	0	0	0
72	Proses Kimpalan Arka Kepingan Logam (MC-024-3:2012)	0	0	0	0	0	0	0	0	0	0	0	0	0	0	0	0	0	0	0	0	0
73	Servis Diagnostik - Kenderaan Ringan (TP-300-3:2016)	0	0	0	0	0	0	0	0	0	0	0	0	0	0	0	0	0	0	0	0	0
74	Ternakan Poultri (Y-011-1)	0	0	0	4	5	9	0	0	0	0	0	0	0	0	0	0	0	4	5	9	0
<b>JUMLAH / TOTAL</b>		<b>58</b>	<b>27</b>																			





1.10.8 ENROLMEN KOLEJ VOKASIONAL SEPerti PADA 30 JUN 2018  
ENROLMENT IN VOCATIONAL COLLEGE AS OF 30th JUNE 2018

## PERLIS

No.	Kursus / Course	Tingkatan 4 (1 SKM) Form 4			Tingkatan 5 (2 SKM) Form 5			Tahun 1 (1 SVM) 1st Year			Tahun 2 (2 SVM) 2nd Year			Tahun 3 (1 DVM) 3rd Year			Tahun 4 (2 DVM) 4th Year			Jumlah Total		
		L/M	P/F	J/T	L/M	P/F	J/T	L/M	P/F	J/T	L/M	P/F	J/T	L/M	P/F	J/T	L/M	P/F	J/T	L/M	P/F	J/T
1	Agroindustri Tanaman	0	0	0	0	0	0	0	0	0	0	0	0	0	0	0	0	0	0	0	0	0
2	Agroindustri Ternakan Poltri	0	0	0	0	0	0	0	0	0	0	0	0	0	0	0	0	0	0	0	0	0
3	Agroindustri Ternakan Ruminan	0	0	0	0	0	0	0	0	0	0	0	0	0	0	0	0	0	0	0	0	0
4	Akuakultur	0	0	0	0	0	0	0	0	0	0	0	0	0	0	0	0	0	0	0	0	0
5	Bakeri dan Pastrri	0	0	0	0	0	0	0	0	0	0	0	0	0	0	0	0	0	0	0	0	0
6	Bioteknologi	0	0	0	0	0	0	0	0	0	0	0	0	0	0	0	0	0	0	0	0	0
7	Florikultur	0	0	0	0	0	0	0	0	0	0	0	0	0	0	0	0	0	0	0	0	0
8	Herba	0	0	0	0	0	0	0	0	0	0	0	0	0	0	0	0	0	0	0	0	0
9	Holtikultur	0	0	0	0	0	0	0	0	0	0	0	0	0	0	0	0	0	0	0	0	0
10	Insuran	0	0	0	0	0	0	0	0	0	0	0	0	0	0	0	0	0	0	0	0	0
11	Kesetiausahaan Pentadbiran	0	0	0	0	0	0	18	18	0	0	0	16	16	0	16	16	0	16	16	0	50
12	Kesihatan Alam Sekitar	0	0	0	0	0	0	0	0	0	0	0	0	0	0	0	0	0	0	0	0	0
13	Kosmetologi	0	0	0	0	0	0	16	16	0	24	24	0	8	8	0	25	25	0	73	73	73
14	Pelancongan	0	0	0	0	0	0	0	0	0	0	0	0	0	0	0	0	0	0	0	0	0
15	Pemasaran	0	0	0	0	0	0	0	0	0	0	0	0	0	0	0	0	0	0	0	0	0
16	Pemprosesan Makanan	0	0	0	0	0	0	0	0	0	0	0	0	0	0	0	0	0	0	0	0	0
17	Pengajian Awal Kanak-Kanak	0	0	0	0	0	0	0	0	0	0	0	0	0	0	0	0	0	0	0	0	0
18	Pengurusan Perniagaan	0	0	0	0	0	0	3	17	20	4	11	15	3	12	15	3	18	21	13	58	71
19	Pengurusan Peruncitan	0	0	0	0	0	0	0	0	0	0	0	0	0	0	0	0	0	0	0	0	0
20	Perakaunan	0	0	0	0	0	0	0	0	0	0	0	0	0	0	0	0	0	0	0	0	0
21	Perbankan	0	0	0	0	0	0	0	0	0	0	0	0	0	0	0	0	0	0	0	0	0
22	Seni Kulinari	0	0	0	0	0	0	0	0	11	20	31	14	16	30	10	15	25	35	51	86	86
23	Seni Reka Fesyen	0	0	0	0	0	0	0	0	0	12	12	0	10	10	0	17	17	0	39	39	39
24	Senibina Landskap	0	0	0	0	0	0	0	0	0	0	0	0	0	0	0	0	0	0	0	0	0
25	Sistem Pengurusan Pangkalan Data Dan Aplikasi Web	0	0	0	0	0	0	0	0	0	0	0	0	0	0	0	0	0	0	0	0	0
26	Teknologi Automotif	0	0	0	0	0	0	57	2	59	45	3	48	43	1	44	35	0	35	180	6	186
27	Teknologi Elektrik	0	0	0	0	0	0	49	9	58	46	6	52	44	7	51	41	8	49	180	30	210
28	Teknologi Elektronik	0	0	0	0	0	0	13	12	25	25	10	35	26	10	36	33	13	46	97	45	142
29	Teknologi Enjin Marin	0	0	0	0	0	0	0	0	0	0	0	0	0	0	0	0	0	0	0	0	0
30	Teknologi Kimpalan	0	0	0	0	0	0	45	1	46	35	0	35	35	0	35	39	0	39	154	1	155
31	Teknologi Mekanisasi Agro	0	0	0	0	0	0	0	0	0	0	0	0	0	0	0	0	0	0	0	0	0
32	Teknologi Multimedia Kreatif (Animasi)	0	0	0	0	0	0	0	0	0	0	0	0	0	0	0	0	0	0	0	0	0
33	Teknologi Pembinaan	0	0	0	0	0	0	9	11	20	14	13	27	17	18	35	28	15	43	68	57	125
34	Teknologi Pemesinan Industri	0	0	0	0	0	0	46	3	49	29	3	32	31	0	31	33	2	35	139	8	147
35	Teknologi Pemprosesan Kayu Dan Kemasan	0	0	0	0	0	0	0	0	0	0	0	0	0	0	0	0	0	0	0	0	0
36	Teknologi Penyelubekuan Dan Penyejukan Udara	0	0	0	0	0	0	55	1	56	41	8	49	24	4	28	39	0	39	159	13	172
37	Teknologi Rekabentuk Grafik Industri Dan Media Cetak	0	0	0	0	0	0	0	0	0	0	0	0	0	0	0	0	0	0	0	0	0
38	Teknologi Sistem Komputer Dan Rangkaian	0	0	0	0	0	0	5	2	7	8	9	17	9	4	13	7	6	13	29	21	50
39	Akuakultur (AF-031-1)	0	0	0	0	0	0	0	0	0	0	0	0	0	0	0	0	0	0	0	0	0
40	Atendan Lanskap (LE-010-1)	0	0	0	0	0	0	0	0	0	0	0	0	0	0	0	0	0	0	0	0	0
41	Automotif – Servis Selepas Jualan (TP-300-2:2013)	0	0	0	0	0	0	0	0	0	0	0	0	0	0	0	0	0	0	0	0	0
42	Automotif – Servis Selepas Jualan (TP-300-3:2013)	0	0	0	0	0	0	0	0	0	0	0	0	0	0	0	0	0	0	0	0	0
43	Elektrik - SLDN FMM	0	0	0	0	0	0	0	0	0	0	0	0	0	0	0	0	0	0	0	0	0
44	Elektronik - SLDN FMM	0	0	0	0	0	0	0	0	0	0	0	0	0	0	0	0	0	0	0	0	0
45	Gubahan Bunga (HT-071-3:2014)	0	0	0	0	0	0	0	0	0	0	0	0	0	0	0	0	0	0	0	0	0
46	Jurubina Bangunan (B-010-2/B-010-1)	0	0	0	0	0	0	0	0	0	0	0	0	0	0	0	0	0	0	0	0	0
47	Jurubina Bangunan Berasaskan Kayu (A-020-2)	0	0	0	0	0	0	0	0	0	0	0	0	0	0	0	0	0	0	0	0	0
48	Juruteknik Akuakultur (Ternakan Air Tawar) (AF-034-2)	0	0	0	0	0	0	0	0	0	0	0	0	0	0	0	0	0	0	0	0	0
49	Kimpalan - SLDN FMM	0	0	0	0	0	0	0	0	0	0	0	0	0	0	0	0	0	0	0	0	0
50	Operasi Jualan dan Pemasaran (FB-018-3:2012)	0	0	0	0	0	0	0	0	0	0	0	0	0	0	0	0	0	0	0	0	0
51	Operasi Ladang Poltri (AF-071-3:2015)	0	0	0	0	0	0	0	0	0	0	0	0	0	0	0	0	0	0	0	0	0
52	Operasi Pembuatan Perabot (RB-050-2/3:2012)	0	0	0	0	0	0	0	0	0	0	0	0	0	0	0	0	0	0	0	0	0
53	Operasi Pengeluaran Tanaman (A016-001-3:2016)	0	0	0	0	0	0	0	0	0	0	0	0	0	0	0	0	0	0	0	0	0
54	Operasi Peruncitan (Jabatan)(DT-010-3:2014)	0	0	0	0	0	0	0	0	0	0	0	0	0	0	0	0	0	0	0	0	0
55	Pemasangan Dan Penyelenggaraan Elektrik- Satu Fasa (EE-320-2:2012)	0	0	0	0	0	0	0	0	0	0	0	0	0	0	0	0	0	0	0	0	0
56	Pemasangan Dan Penyelenggaraan Elektrik- Tiga Fasa (EE-320-3:2012)	0	0	0	0	0	0	0	0	0	0	0	0	0	0	0	0	0	0	0	0	0
57	Pembuatan Pakaian Wanita (TA-011-2:2013)	0	0	0	0	0	0	0	0	0	0	0	0	0	0	0	0	0	0	0	0	0
58	Pembuatan Pakaian Wanita (TA-011-3:2013)	0	7	7	2	10	12	0	0	0	0	0	0	0	0	0	0	0	2	17	19	19
59	Pembuatan Roti (HT-013-2:2011)	0	0	0	0	0	0	0	0	0	0	0	0	0	0	0	0	0	0	0	0	0
60	Pemesinan Industri - SLDN FMM	0	0	0	0	0	0	0	0	0	0	0	0	0	0	0	0	0	0	0	0	0
61	Pemesinan Industri (Mc-050-1/2/3:2012)	0	0	0	0	0	0	0	0	0	0	0	0	0	0	0	0	0	0	0	0	0
62	Pemprosesan Hasil Pertanian (Y-040-1)	0	0	0	0	0	0	0	0	0	0	0	0	0	0	0	0	0	0	0	0	0
63	Pengurusan Pejabat (FB-024-2:2012)	0	0	0	0	0	0	0	0	0	0	0	0	0	0	0	0	0	0	0	0	0
64	Penyediaan & Pembuatan Makanan (HT-012-3:2012)	4	8	12	0	0	0	0	0	0	0	0	0	0	0	0	0	0	4	8	12	12
65	Penyelia Akuakultur (Ternakan Air Tawar) (AF-034-3)	0	0	0	0	0	0	0	0	0	0	0	0	0	0	0	0	0	0	0	0	0
66	Penyelia Akuakultur Hatceri (AF-033-3)	0	0	0	0	0	0	0	0	0	0	0	0	0	0	0	0	0	0	0	0	0
67	Penyelia Tanaman (AF-010-3)	0	0	0	0	0	0	0	0	0	0	0	0	0	0	0	0	0	0	0	0	0
68	Penyelidikan Pemasangan & Penyelenggaraan HVAC (ME-020-3:2012)	0	0	0	0	0	0	0	0	0	0	0	0	0	0	0	0	0	0	0	0	0
69	Perkhidmatan Estetik (MP-060-2:2013)	0	0	0	0	0	0	0	0	0	0	0	0	0	0	0	0	0	0	0	0	0
70	Perkhidmatan Terapi Estetik (MP-060-3:2013)	0	0	0	0	0	0	0	0	0	0	0	0	0	0	0	0	0	0	0	0	0
71	Projek Link Shell*	0	0	0	0	0	0	0	0	0	0	0	0	0	0	0	0	0	0	0	0	0
72	Proses Kimpalan Arka Kepingan Logam (MC-024-3:2012)	0	0	0	0	0	0	0	0	0	0	0	0	0	0	0	0	0	0	0	0	0
73	Servis Diagnostik - Kenderaan Ringan (TP-300-3:2016)	0	0	0	0	0	0	0	0	0	0	0	0	0	0	0	0	0	0	0	0	0
74	Ternakan Poultri (Y-011-1)	0	0	0	0	0	0	0	0	0	0	0	0	0	0	0	0	0	0	0	0	0
JUMLAH / TOTAL		4	15	19	2	10	12	282	92													

1.10.9 ENROLMEN KOLEJ VOKASIONALSEPRTI PADA 30 JUN 2018  
ENROLMENT IN VOCATIONAL COLLEGE AS OF 30th JUNE 2018

## PULAU PINANG

No.	Kursus / Course	Tingkatan 4 (1 SKM) Form 4			Tingkatan 5 (2 SKM) Form 5			Tahun 1 (1 SVM) 1st Year			Tahun 2 (2 SVM) 2nd Year			Tahun 3 (1 DVM) 3rd Year			Tahun 4 (2 DVM) 4th Year			Jumlah Total		
		L/M	P/F	J/T	L/M	P/F	J/T	L/M	P/F	J/T	L/M	P/F	J/T	L/M	P/F	J/T	L/M	P/F	J/T	L/M	P/F	J/T
1	Agroindustri Tanaman	0	0	0	0	0	0	0	0	0	0	0	0	0	0	0	0	0	0	0	0	0
2	Agroindustri Ternakan Poltri	0	0	0	0	0	0	0	0	0	0	0	0	0	0	0	0	0	0	0	0	0
3	Agroindustri Ternakan Ruminan	0	0	0	0	0	0	0	0	0	0	0	0	0	0	0	0	0	0	0	0	0
4	Akuakultur	0	0	0	0	0	0	0	0	0	0	0	0	0	0	0	0	0	0	0	0	0
5	Bakeri dan Pastrri	0	0	0	0	0	0	0	0	0	0	0	0	0	0	0	0	0	0	0	0	0
6	Bioteknologi	0	0	0	0	0	0	0	0	0	0	0	0	0	0	0	0	0	0	0	0	0
7	Flonikultur	0	0	0	0	0	0	0	0	0	0	0	0	0	0	0	0	0	0	0	0	0
8	Herba	0	0	0	0	0	0	0	0	0	0	0	0	0	0	0	0	0	0	0	0	0
9	Holtikultur	0	0	0	0	0	0	0	0	0	0	0	0	0	0	0	0	0	0	0	0	0
10	Insuran	0	0	0	0	0	0	0	0	0	0	0	0	0	0	0	0	0	0	0	0	0
11	Kesetiausahaan Pentadbiran	0	0	0	0	0	0	2	18	20	0	21	21	2	18	20	1	17	18	5	74	79
12	Kesihatan Alam Sekitar	0	0	0	0	0	0	0	0	0	0	0	0	0	0	0	0	0	0	0	0	0
13	Kosmetologi	0	0	0	0	0	0	0	0	0	0	0	0	0	0	0	0	0	0	0	0	0
14	Pelancongan	0	0	0	0	0	0	0	0	0	0	0	0	0	0	0	0	0	0	0	0	0
15	Pemasaran	0	0	0	0	0	0	0	0	0	0	0	0	0	0	0	0	0	0	0	0	0
16	Pemprosesan Makanan	0	0	0	0	0	0	0	0	0	0	0	0	0	0	0	0	0	0	0	0	0
17	Pengajian Awal Kanak-Kanak	0	0	0	0	0	0	0	0	0	0	0	0	0	0	0	0	0	0	0	0	0
18	Pengurusan Perniagaan	0	0	0	0	0	0	13	72	85	11	57	68	5	55	60	17	66	83	46	250	296
19	Pengurusan Peruncitan	0	0	0	0	0	0	0	0	0	0	0	0	0	0	0	0	0	0	0	0	0
20	Perakaunan	0	0	0	0	0	0	10	23	33	4	21	25	11	37	48	5	55	60	30	136	166
21	Perbankan	0	0	0	0	0	0	0	0	0	4	12	16	7	15	22	5	22	27	16	49	65
22	Seni Kulinari	0	0	0	0	0	0	0	0	0	0	0	0	0	0	0	0	0	0	0	0	0
23	Seni Reka Fesyen	0	0	0	0	0	0	0	0	0	0	0	0	0	0	0	0	0	0	0	0	0
24	Senibina Landskap	0	0	0	0	0	0	0	0	0	0	0	0	0	0	0	0	0	0	0	0	0
25	Sistem Pengurusan Pangkalan Data Dan Aplikasi Web	0	0	0	0	0	0	0	0	0	10	11	21	9	11	20	7	14	21	26	36	62
26	Teknologi Automotif	0	0	0	0	0	0	56	2	58	76	3	79	82	0	82	70	2	72	284	7	291
27	Teknologi Elektrik	0	0	0	0	0	0	154	13	167	158	18	176	157	16	173	158	27	185	627	74	701
28	Teknologi Elektronik	0	0	0	0	0	0	102	55	157	106	43	149	93	42	135	96	49	145	397	189	586
29	Teknologi Enjin Marin	0	0	0	0	0	0	0	0	0	0	0	0	0	0	0	0	0	0	0	0	0
30	Teknologi Kimpalan	0	0	0	0	0	0	79	2	81	69	2	71	64	1	65	63	0	63	275	5	280
31	Teknologi Mekanisasi Agro	0	0	0	0	0	0	0	0	0	0	0	0	0	0	0	0	0	0	0	0	0
32	Teknologi Multimedia Kreatif (Animasi)	0	0	0	0	0	0	0	0	0	0	0	0	0	0	0	0	0	0	0	0	0
33	Teknologi Pembinaan	0	0	0	0	0	0	22	7	29	27	9	36	41	6	47	29	12	41	119	34	153
34	Teknologi Pemesinan Industri	0	0	0	0	0	0	53	0	53	56	7	63	52	1	53	50	6	56	211	14	225
35	Teknologi Pemprosesan Kayu Dan Kemasan	0	0	0	0	0	0	0	0	0	0	0	0	0	0	0	0	0	0	0	0	0
36	Teknologi Penyelukbekuan Dan Penyejukan Udara	0	0	0	0	0	0	33	0	33	22	0	22	19	1	20	21	3	24	95	4	99
37	Teknologi Rekabentuk Grafik Industri Dan Media Cetak	0	0	0	0	0	0	0	0	0	16	14	30	11	15	26	13	9	22	40	38	78
38	Teknologi Sistem Komputer Dan Rangkaian	0	0	0	0	0	0	29	16	45	22	16	38	28	23	51	34	23	57	113	78	191
39	Akuakultur (AF-031-1)	0	0	0	0	0	0	0	0	0	0	0	0	0	0	0	0	0	0	0	0	0
40	Atendan Lanskap (LE-010-1)	0	0	0	0	0	0	0	0	0	0	0	0	0	0	0	0	0	0	0	0	0
41	Automotif – Servis Selepas Jualan (TP-300-2:2013)	0	0	0	0	0	0	0	0	0	0	0	0	0	0	0	0	0	0	0	0	0
42	Automotif – Servis Selepas Jualan (TP-300-3:2013)	0	0	0	8	0	8	0	0	0	0	0	0	0	0	0	0	0	0	8	0	8
43	Elektrik - SLDN FMM	0	0	0	0	0	0	0	0	0	0	0	0	0	0	0	0	0	0	0	0	0
44	Elektronik - SLDN FMM	0	0	0	0	0	0	0	0	0	0	0	0	0	0	0	0	0	0	0	0	0
45	Gubahan Bunga (HT-071-3:2014)	0	0	0	0	0	0	0	0	0	0	0	0	0	0	0	0	0	0	0	0	0
46	Jurubina Bangunan (B-010-2/B-010-1)	0	0	0	0	0	0	0	0	0	0	0	0	0	0	0	0	0	0	0	0	0
47	Jurubina Bangunan Berasaskan Kayu (A-020-2)	0	0	0	0	0	0	0	0	0	0	0	0	0	0	0	0	0	0	0	0	0
48	Juruteknik Akuakultur (Ternakan Air Tawar) (AF-034-2)	0	0	0	0	0	0	0	0	0	0	0	0	0	0	0	0	0	0	0	0	0
49	Kimpalan - SLDN FMM	0	0	0	0	0	0	0	0	0	0	0	0	0	0	0	0	0	0	0	0	0
50	Operasi Jualan dan Pemasaran (FB-018-3:2012)	0	0	0	0	0	0	0	0	0	0	0	0	0	0	0	0	0	0	0	0	0
51	Operasi Ladang Poltri (AF-071-3:2015)	0	0	0	0	0	0	0	0	0	0	0	0	0	0	0	0	0	0	0	0	0
52	Operasi Pembuatan Perabot (RB-050-2/3:2012)	0	0	0	0	0	0	0	0	0	0	0	0	0	0	0	0	0	0	0	0	0
53	Operasi Pengeluaran Tanaman (A016-001-3:2016)	0	0	0	0	0	0	0	0	0	0	0	0	0	0	0	0	0	0	0	0	0
54	Operasi Peruncitan (Jabatan)(DT-010-3:2014)	0	0	0	0	0	0	0	0	0	0	0	0	0	0	0	0	0	0	0	0	0
55	Pemasangan Dan Penyelenggaraan Elektrik- Satu Fasa (EE-320-2:2012)	0	0	0	0	0	0	0	0	0	0	0	0	0	0	0	0	0	0	0	0	0
56	Pemasangan Dan Penyelenggaraan Elektrik- Tiga Fasa (EE-320-3:2012)	8	0	8	15	0	15	0	0	0	0	0	0	0	0	0	0	0	0	23	0	23
57	Pembuatan Pakaian Wanita (TA-011-2:2013)	0	0	0	0	0	0	0	0	0	0	0	0	0	0	0	0	0	0	0	0	0
58	Pembuatan Pakaian Wanita (TA-011-3:2013)	0	0	0	0	0	0	0	0	0	0	0	0	0	0	0	0	0	0	0	0	0
59	Pembuatan Roti (HT-013-2:2011)	0	0	0	0	0	0	0	0	0	0	0	0	0	0	0	0	0	0	0	0	0
60	Pemesinan Industri - SLDN FMM	0	0	0	0	0	0	0	0	0	0	0	0	0	0	0	0	0	0	0	0	0
61	Pemesinan Industri (Mc-050-1/2/3:2012)	0	0	0	0	0	0	0	0	0	0	0	0	0	0	0	0	0	0	0	0	0
62	Pemprosesan Hasil Pertanian (Y-040-1)	0	0	0	0	0	0	0	0	0	0	0	0	0	0	0	0	0	0	0	0	0
63	Pengurusan Pejabat (FB-024-2:2012)	0	0	0	0	0	0	0	0	0	0	0	0	0	0	0	0	0	0	0	0	0
64	Penyediaan & Pembuatan Makanan (HT-012-3:2012)	0	0	0	0	0	0	0	0	0	0	0	0	0	0	0	0	0	0	0	0	0
65	Penyelia Akuakultur (Ternakan Air Tawar) (AF-034-3)	0	0	0	0	0	0	0	0	0	0	0	0	0	0	0	0	0	0	0	0	0
66	Penyelia Akuakultur Hatceri (AF-033-3)	0	0	0	0	0	0	0	0	0	0	0	0	0	0	0	0	0	0	0	0	0
67	Penyelia Tanaman (AF-010-3)	0	0	0	0	0	0	0	0	0	0	0	0	0	0	0	0	0	0	0	0	0
68	Penyeliaan Pemasangan & Penyelenggaraan HVAC (ME-020-3:2012)	0	0	0	0	0	0	0	0	0	0	0	0	0	0	0	0	0	0	0	0	0
69	Perkhidmatan Estetik (MP-060-2:2013)	0	0	0	0	0	0	0	0	0	0	0	0	0	0	0	0	0	0	0	0	0
70	Perkhidmatan Terapi Estetik (MP-060-3:2013)	0	0	0	0	0	0	0	0	0	0	0	0	0	0	0	0	0	0	0	0	0
71	Projek Link Shell*	0	0	0	0	0	0	0	0	0	0	0	0	0	0	0	0	0	0	0	0	0
72	Proses Kimpalan Arka Kepingan Logam (MC-024-3:2012)	0	0	0	0	0	0	0	0	0	0	0	0	0	0	0	0	0	0	0	0	0
73	Servis Diagnostik - Kenderaan Ringan (TP-300-3:2016)	13	0	13	0	0	0	0	0	0	0	0	0	0	0	0	0	0	0	13	0	13
74	Ternakan Poultri (Y-011-1)	0	0	0	0	0	0	0	0	0	0	0	0	0	0	0	0	0	0	0	0	0
JUMLAH / TOTAL		21	0	21	23	0	23	553	208	761	581	234	815	581	241	822	5					



1.10.11 ENROLMEN KOLEJ VOKASIONALSEPERTI PADA 30 JUN 2018  
ENROLMENT IN VOCATIONAL COLLEGE AS OF 30th JUNE 2018

## SARAWAK

No.	Kursus / Course	Tingkatan 4 (1 SKM) Form 4			Tingkatan 5 (2 SKM) Form 5			Tahun 1 (1 SVM) 1st Year			Tahun 2 (2 SVM) 2nd Year			Tahun 3 (1 DVM) 3rd Year			Tahun 4 (2 DVM) 4th Year			Jumlah Total		
		L/M	P/F	J/T	L/M	P/F	J/T	L/M	P/F	J/T	L/M	P/F	J/T	L/M	P/F	J/T	L/M	P/F	J/T	L/M	P/F	J/T
1	Agroindustri Tanaman	0	0	0	0	0	0	0	0	0	0	0	0	0	0	0	0	0	0	0	0	0
2	Agroindustri Ternakan Poltri	0	0	0	0	0	0	0	0	0	0	0	0	0	0	0	0	0	0	0	0	0
3	Agroindustri Ternakan Ruminan	0	0	0	0	0	0	0	0	0	0	0	0	0	0	0	0	0	0	0	0	0
4	Akuakultur	0	0	0	0	0	0	0	0	0	0	0	0	0	0	0	0	0	0	0	0	0
5	Bakeri dan Pastrri	0	0	0	0	0	0	0	0	0	11	18	29	12	16	28	10	19	29	33	53	86
6	Bioteknologi	0	0	0	0	0	0	0	0	0	0	0	0	0	0	0	0	0	0	0	0	0
7	Flonikultur	0	0	0	0	0	0	0	0	0	0	0	0	0	0	0	0	0	0	0	0	0
8	Herba	0	0	0	0	0	0	0	0	0	0	0	0	0	0	0	0	0	0	0	0	0
9	Holtikultur	0	0	0	0	0	0	0	0	0	0	0	0	0	0	0	0	0	0	0	0	0
10	Insuran	0	0	0	0	0	0	0	0	0	0	0	0	0	0	0	0	0	0	0	0	0
11	Kesetiausahaan Pentadbiran	0	0	0	0	0	0	0	0	0	0	0	0	0	0	0	0	0	0	0	0	0
12	Kesihatan Alam Sekitar	0	0	0	0	0	0	0	0	0	0	0	0	0	0	0	0	0	0	0	0	0
13	Kosmetologi	0	0	0	0	0	0	58	58	0	59	59	0	50	50	0	58	58	0	225	225	225
14	Pelancongan	0	0	0	0	0	0	6	25	31	3	22	25	4	25	29	0	27	27	13	99	112
15	Pemasaran	0	0	0	0	0	0	0	0	0	0	0	0	0	0	0	0	0	0	0	0	0
16	Pemprosesan Makanan	0	0	0	0	0	0	0	0	0	0	0	0	0	0	0	0	0	0	0	0	0
17	Pengajian Awal Kanak-Kanak	0	0	0	0	0	0	0	0	0	0	0	0	0	0	0	0	0	0	0	0	0
18	Pengurusan Perniagaan	0	0	0	0	0	0	20	84	104	12	82	94	21	64	85	25	67	92	78	297	375
19	Pengurusan Peruncitan	0	0	0	0	0	0	0	0	0	0	0	0	0	0	0	0	0	0	0	0	0
20	Perakaunan	0	0	0	0	0	0	20	61	81	14	60	74	20	58	78	11	80	91	65	259	324
21	Perbankan	0	0	0	0	0	0	0	0	0	0	0	0	0	0	0	0	0	0	0	0	0
22	Seni Kulinari	0	0	0	0	0	0	29	60	89	29	73	102	43	64	107	20	87	107	121	284	405
23	Seni Reka Fesyen	0	0	0	0	0	0	11	62	73	5	71	76	5	79	84	6	76	82	27	288	315
24	Senibina Landskap	0	0	0	0	0	0	0	0	0	0	0	0	0	0	0	0	0	0	0	0	0
25	Sistem Pengurusan Pangkalan Data Dan Aplikasi Web	0	0	0	0	0	0	0	0	0	0	0	0	0	0	0	0	0	0	0	0	0
26	Teknologi Automatif	0	0	0	0	0	0	129	6	135	112	1	113	121	2	123	124	5	129	486	14	500
27	Teknologi Elektrik	0	0	0	0	0	0	118	24	142	117	14	131	109	34	143	128	28	156	472	100	572
28	Teknologi Elektronik	0	0	0	0	0	0	67	20	87	113	40	153	87	33	120	90	35	125	357	128	485
29	Teknologi Enjin Marin	0	0	0	0	0	0	0	0	0	0	0	0	0	0	0	0	0	0	0	0	0
30	Teknologi Kimpalan	0	0	0	0	0	0	82	7	89	85	2	87	82	0	82	79	0	79	328	9	337
31	Teknologi Mekanisasi Agro	0	0	0	0	0	0	0	0	0	0	0	0	0	0	0	0	0	0	0	0	0
32	Teknologi Multimedia Kreatif (Animasi)	0	0	0	0	0	0	0	0	0	0	0	0	0	0	0	0	0	0	0	0	0
33	Teknologi Pembinaan	0	0	0	0	0	0	51	27	78	45	32	77	39	41	80	20	40	60	155	140	295
34	Teknologi Pemesinan Industri	0	0	0	0	0	0	96	5	101	96	9	105	77	11	88	69	16	85	338	41	379
35	Teknologi Pemprosesan Kayu Dan Kemasan	0	0	0	0	0	0	0	0	0	0	0	0	0	0	0	0	0	0	0	0	0
36	Teknologi Penyelukbukan Dan Penanaman Udara	0	0	0	0	0	0	27	2	29	25	1	26	21	0	21	24	2	26	97	5	102
37	Teknologi Rekabentuk Grafik Industri Dan Media Cetak	0	0	0	0	0	0	0	0	0	0	0	0	0	0	0	0	0	0	0	0	0
38	Teknologi Sistem Komputer Dan Rangkaian	0	0	0	0	0	0	16	24	40	17	20	37	15	19	34	13	19	32	61	82	143
39	Akuakultur (AF-031-1)	0	0	0	0	0	0	0	0	0	0	0	0	0	0	0	0	0	0	0	0	0
40	Atendan Lanskap (LE-010-1)	0	0	0	0	0	0	0	0	0	0	0	0	0	0	0	0	0	0	0	0	0
41	Automatif – Servis Selepas Jualan (TP-300-2:2013)	0	0	0	0	0	0	0	0	0	0	0	0	0	0	0	0	0	0	0	0	0
42	Automatif – Servis Selepas Jualan (TP-300-3:2013)	0	0	0	0	0	0	0	0	0	0	0	0	0	0	0	0	0	0	0	0	0
43	Elektrik - SLDN FMM	0	0	0	0	0	0	0	0	0	0	0	0	0	0	0	0	0	0	0	0	0
44	Elektronik - SLDN FMM	0	0	0	0	0	0	0	0	0	0	0	0	0	0	0	0	0	0	0	0	0
45	Gubahan Bunga (HT-071-3:2014)	0	0	0	0	0	0	0	0	0	0	0	0	0	0	0	0	0	0	0	0	0
46	Jurubina Bangunan (B-010-2/B-010-1)	15	0	15	0	0	0	0	0	0	0	0	0	0	0	0	0	0	0	15	0	15
47	Jurubina Bangunan Berasaskan Kayu (A-020-2)	0	0	0	0	0	0	0	0	0	0	0	0	0	0	0	0	0	0	0	0	0
48	Juruteknik Akuakultur (Ternakan Air Tawar) (AF-034-2)	0	0	0	0	0	0	0	0	0	0	0	0	0	0	0	0	0	0	0	0	0
49	Kimpalan - SLDN FMM	0	0	0	0	0	0	0	0	0	0	0	0	0	0	0	0	0	0	0	0	0
50	Operasi Jualan dan Pemasaran (FB-018-3:2012)	0	0	0	0	0	0	0	0	0	0	0	0	0	0	0	0	0	0	0	0	0
51	Operasi Ladang Poltri (AF-071-3:2015)	0	0	0	0	0	0	0	0	0	0	0	0	0	0	0	0	0	0	0	0	0
52	Operasi Pembuatan Perabot (RB-050-2/3:2012)	0	0	0	14	0	14	0	0	0	0	0	0	0	0	0	0	0	0	14	0	14
53	Operasi Pengeluaran Tanaman (A016-001-3:2016)	0	0	0	0	0	0	0	0	0	0	0	0	0	0	0	0	0	0	0	0	0
54	Operasi Peruncitan (Jabatan)(DT-010-3:2014)	0	0	0	0	0	0	0	0	0	0	0	0	0	0	0	0	0	0	0	0	0
55	Pemasangan Dan Penyelenggaraan Elektrik- Satu Fasa (EE-320-2:2012)	0	0	0	0	0	0	0	0	0	0	0	0	0	0	0	0	0	0	0	0	0
56	Pemasangan Dan Penyelenggaraan Elektrik- Tiga Fasa (EE-320-3:2012)	14	0	14	20	2	22	0	0	0	0	0	0	0	0	0	0	0	0	34	2	36
57	Pembuatan Pakaian Wanita (TA-011-2:2013)	0	0	0	0	0	0	0	0	0	0	0	0	0	0	0	0	0	0	0	0	0
58	Pembuatan Pakaian Wanita (TA-011-3:2013)	7	8	15	0	0	0	0	0	0	0	0	0	0	0	0	0	0	0	7	8	15
59	Pembuatan Roti (HT-013-2:2011)	0	0	0	0	0	0	0	0	0	0	0	0	0	0	0	0	0	0	0	0	0
60	Pemesinan Industri - SLDN FMM	0	0	0	0	0	0	0	0	0	0	0	0	0	0	0	0	0	0	0	0	0
61	Pemesinan Industri (Mc-050-1/2/3:2012)	0	0	0	0	0	0	0	0	0	0	0	0	0	0	0	0	0	0	0	0	0
62	Pemprosesan Hasil Pertanian (Y-040-1)	0	0	0	0	0	0	0	0	0	0	0	0	0	0	0	0	0	0	0	0	0
63	Pengurusan Pejabat (FB-024-2:2012)	0	0	0	0	0	0	0	0	0	0	0	0	0	0	0	0	0	0	0	0	0
64	Penyediaan & Pembuatan Makanan (HT-012-3:2012)	5	1	6	0	0	0	0	0	0	0	0	0	0	0	0	0	0	0	5	1	6
65	Penyelia Akuakultur (Ternakan Air Tawar) (AF-034-3)	0	0	0	0	0	0	0	0	0	0	0	0	0	0	0	0	0	0	0	0	0
66	Penyelia Akuakultur Hatceri (AF-033-3)	0	0	0	0	0	0	0	0	0	0	0	0	0	0	0	0	0	0	0	0	0
67	Penyelia Tanaman (AF-010-3)	0	0	0	0	0	0	0	0	0	0	0	0	0	0	0	0	0	0	0	0	0
68	Penyelidikan Pemasangan & Penyelenggaraan HVAC (ME-020-3:2012)	0	0	0	0	0	0	0	0	0	0	0	0	0	0	0	0	0	0	0	0	0
69	Perkhidmatan Estetik (MP-060-2:2013)	0	0	0	0	0	0	0	0	0	0	0	0	0	0	0	0	0	0	0	0	0
70	Perkhidmatan Terapi Estetik (MP-060-3:2013)	0	0	0	0	0	0	0	0	0	0	0	0	0	0	0	0	0	0	0	0	0
71	Projek Link Shell*	42	0	42	0	0	0	0	0	0	0	0	0	0	0	0	0	0	0	42	0	42
72	Proses Kimpalan Arka Kepingan Logam (MC-024-3:2012)	0	0	0	0	0	0	0	0	0	0	0	0	0	0	0	0	0	0	0	0	0
73	Servis Diagnostik - Kenderaan Ringan (TP-300-3:2016)	0	0	0	0	0	0	0	0	0	0	0	0	0	0	0	0	0	0	0	0	0
74	Ternakan Poultri (Y-011-1)	0	0	0	0	0	0	0	0	0	0	0	0	0	0	0	0	0	0	0	0	0
<b>JUMLAH / TOTAL</b>		<b>83</b>	<b>9</b>	<b>92</b>	<b>34</b>	<b>2</b> </																



1.10.13 ENROLMEN KOLEJ VOKASIONALSEPERTI PADA 30 JUN 2018  
ENROLMENT IN VOCATIONAL COLLEGE AS OF 30th JUNE 2018

## TERENGGANU

No.	Kursus / Course	Tingkatan 4 (1 SKM) Form 4			Tingkatan 5 (2 SKM) Form 5			Tahun 1 (1 SVM) 1st Year			Tahun 2 (2 SVM) 2nd Year			Tahun 3 (1 DVM) 3rd Year			Tahun 4 (2 DVM) 4th Year			Jumlah Total		
		L/M	P/F	J/T	L/M	P/F	J/T	L/M	P/F	J/T	L/M	P/F	J/T	L/M	P/F	J/T	L/M	P/F	J/T	L/M	P/F	J/T
1	Agroindustri Tanaman	0	0	0	0	0	0	0	0	0	0	0	0	0	0	0	0	0	0	0	0	0
2	Agroindustri Ternakan Poltri	0	0	0	0	0	0	0	0	0	0	0	0	0	0	0	0	0	0	0	0	0
3	Agroindustri Ternakan Ruminan	0	0	0	0	0	0	0	0	0	0	0	0	0	0	0	0	0	0	0	0	0
4	Akuakultur	0	0	0	0	0	0	0	0	0	0	0	0	0	0	0	0	0	0	0	0	0
5	Bakeri dan Pastrri	0	0	0	0	0	0	0	0	0	0	0	0	0	0	0	0	0	0	0	0	0
6	Bioteknologi	0	0	0	0	0	0	0	0	0	0	0	0	0	0	0	0	0	0	0	0	0
7	Flonikultur	0	0	0	0	0	0	0	0	0	0	0	0	0	0	0	0	0	0	0	0	0
8	Herba	0	0	0	0	0	0	0	0	0	0	0	0	0	0	0	0	0	0	0	0	0
9	Holtikultur	0	0	0	0	0	0	0	0	0	0	0	0	0	0	0	0	0	0	0	0	0
10	Insuran	0	0	0	0	0	0	0	0	0	0	0	0	0	0	0	0	0	0	0	0	0
11	Kesetiausahaan Pentadbiran	0	0	0	0	0	0	0	59	59	0	56	56	0	49	49	1	69	70	1	233	234
12	Kesihatan Alam Sekitar	0	0	0	0	0	0	0	0	0	0	0	0	0	0	0	0	0	0	0	0	0
13	Kosmetologi	0	0	0	0	0	0	0	0	0	0	0	0	0	0	0	0	0	0	0	0	0
14	Pelancongan	0	0	0	0	0	0	3	22	25	0	0	0	5	22	27	6	12	18	14	56	70
15	Pemasaran	0	0	0	0	0	0	0	0	0	0	0	0	0	0	0	0	0	0	0	0	0
16	Pemprosesan Makanan	0	0	0	0	0	0	0	0	0	0	0	0	0	0	0	0	0	0	0	0	0
17	Pengajian Awal Kanak-Kanak	0	0	0	0	0	0	0	0	0	0	0	0	0	0	0	0	0	0	0	0	0
18	Pengurusan Perniagaan	0	0	0	0	0	0	8	50	58	5	47	52	2	42	44	4	47	51	19	186	205
19	Pengurusan Peruncitan	0	0	0	0	0	0	0	0	0	0	0	0	0	0	0	0	0	0	0	0	0
20	Perakaunan	0	0	0	0	0	0	2	16	18	2	18	20	3	15	18	4	19	23	11	68	79
21	Perbankan	0	0	0	0	0	0	0	0	0	0	0	0	0	0	0	0	0	0	0	0	0
22	Seni Kulinari	0	0	0	0	0	0	0	0	0	0	0	19	21	40	11	24	35	30	45	75	75
23	Seni Reka Fesyen	0	0	0	0	0	0	0	31	31	0	25	25	0	27	27	0	22	22	0	105	105
24	Senibina Landskap	0	0	0	0	0	0	0	0	0	0	0	0	0	0	0	0	0	0	0	0	0
25	Sistem Pengurusan Pangkalan Data Dan Aplikasi Web	0	0	0	0	0	0	0	0	0	0	0	0	0	0	0	0	0	0	0	0	0
26	Teknologi Automatif	0	0	0	0	0	0	85	0	85	83	0	83	72	0	72	70	0	70	310	0	310
27	Teknologi Elektrik	0	0	0	0	0	0	112	9	121	108	2	110	93	11	104	93	11	104	406	33	439
28	Teknologi Elektronik	0	0	0	0	0	0	42	10	52	56	16	72	52	10	62	43	15	58	193	51	244
29	Teknologi Enjin Marin	0	0	0	0	0	0	0	0	0	0	0	0	0	0	0	0	0	0	0	0	0
30	Teknologi Kimpalan	0	0	0	0	0	0	102	0	102	100	0	100	84	0	84	93	1	94	379	1	380
31	Teknologi Mekanisasi Agro	0	0	0	0	0	0	0	0	0	0	0	0	0	0	0	0	0	0	0	0	0
32	Teknologi Multimedia Kreatif (Animasi)	0	0	0	0	0	0	0	0	0	0	0	0	0	0	0	0	0	0	0	0	0
33	Teknologi Pembinaan	0	0	0	0	0	0	49	18	67	43	23	66	46	22	68	23	33	56	161	96	257
34	Teknologi Pemesinan Industri	0	0	0	0	0	0	61	4	65	64	3	67	54	5	59	54	4	58	233	16	249
35	Teknologi Pemprosesan Kayu Dan Kemasan	0	0	0	0	0	0	0	0	0	0	0	0	0	0	0	0	0	0	0	0	0
36	Teknologi Penyelukbekuan Dan Penyejukan Udara	0	0	0	0	0	0	83	1	84	64	6	70	74	5	79	54	10	64	275	22	297
37	Teknologi Rekabentuk Grafik Industri Dan Media Cetak	0	0	0	0	0	0	0	0	0	0	0	0	0	0	0	0	0	0	0	0	0
38	Teknologi Sistem Komputer Dan Rangkaian	0	0	0	0	0	0	10	4	14	7	11	18	7	10	17	8	8	16	32	33	65
39	Akuakultur (AF-031-1)	0	0	0	0	0	0	0	0	0	0	0	0	0	0	0	0	0	0	0	0	0
40	Atendan Lanskap (LE-010-1)	0	0	0	0	0	0	0	0	0	0	0	0	0	0	0	0	0	0	0	0	0
41	Automatif – Servis Selepas Jualan (TP-300-2:2013)	0	0	0	0	0	0	0	0	0	0	0	0	0	0	0	0	0	0	0	0	0
42	Automatif – Servis Selepas Jualan (TP-300-3:2013)	0	0	0	7	0	7	0	0	0	0	0	0	0	0	0	0	0	0	7	0	7
43	Elektrik - SLDN FMM	0	0	0	0	0	0	0	0	0	0	0	0	0	0	0	0	0	0	0	0	0
44	Elektronik - SLDN FMM	0	0	0	0	0	0	0	0	0	0	0	0	0	0	0	0	0	0	0	0	0
45	Gubahan Bunga (HT-071-3:2014)	0	0	0	0	0	0	0	0	0	0	0	0	0	0	0	0	0	0	0	0	0
46	Jurubina Bangunan (B-010-2/B-010-1)	0	0	0	0	0	0	0	0	0	0	0	0	0	0	0	0	0	0	0	0	0
47	Jurubina Bangunan Berasaskan Kayu (A-020-2)	0	0	0	0	0	0	0	0	0	0	0	0	0	0	0	0	0	0	0	0	0
48	Juruteknik Akuakultur (Ternakan Air Tawar) (AF-034-2)	0	0	0	0	0	0	0	0	0	0	0	0	0	0	0	0	0	0	0	0	0
49	Kimpalan - SLDN FMM	0	0	0	0	0	0	0	0	0	0	0	0	0	0	0	0	0	0	0	0	0
50	Operasi Jualan dan Pemasaran (FB-018-3:2012)	0	0	0	0	0	0	0	0	0	0	0	0	0	0	0	0	0	0	0	0	0
51	Operasi Ladang Poltri (AF-071-3:2015)	0	0	0	0	0	0	0	0	0	0	0	0	0	0	0	0	0	0	0	0	0
52	Operasi Pembuatan Perabot (RB-050-2/3:2012)	0	0	0	0	0	0	0	0	0	0	0	0	0	0	0	0	0	0	0	0	0
53	Operasi Pengeluaran Tanaman (A016-001-3:2016)	0	0	0	0	0	0	0	0	0	0	0	0	0	0	0	0	0	0	0	0	0
54	Operasi Peruncitan (Jabatan)(DT-010-3:2014)	0	0	0	0	0	0	0	0	0	0	0	0	0	0	0	0	0	0	0	0	0
55	Pemasangan Dan Penyelenggaraan Elektrik- Satu Fasa (EE-320-2:2012)	0	0	0	0	0	0	0	0	0	0	0	0	0	0	0	0	0	0	0	0	0
56	Pemasangan Dan Penyelenggaraan Elektrik- Tiga Fasa (EE-320-3:2012)	0	0	0	0	0	0	0	0	0	0	0	0	0	0	0	0	0	0	0	0	0
57	Pembuatan Pakaian Wanita (TA-011-2:2013)	0	0	0	0	0	0	0	0	0	0	0	0	0	0	0	0	0	0	0	0	0
58	Pembuatan Pakaian Wanita (TA-011-3:2013)	0	0	0	0	5	5	0	0	0	0	0	0	0	0	0	0	0	0	0	5	5
59	Pembuatan Roti (HT-013-2:2011)	0	0	0	0	0	0	0	0	0	0	0	0	0	0	0	0	0	0	0	0	0
60	Pemesinan Industri - SLDN FMM	0	0	0	0	0	0	0	0	0	0	0	0	0	0	0	0	0	0	0	0	0
61	Pemesinan Industri (Mc-050-1/2/3:2012)	0	0	0	0	0	0	0	0	0	0	0	0	0	0	0	0	0	0	0	0	0
62	Pemprosesan Hasil Pertanian (Y-040-1)	0	0	0	0	0	0	0	0	0	0	0	0	0	0	0	0	0	0	0	0	0
63	Pengurusan Pejabat (FB-024-2:2012)	0	0	0	0	0	0	0	0	0	0	0	0	0	0	0	0	0	0	0	0	0
64	Penyediaan & Pembuatan Makanan (HT-012-3:2012)	0	0	0	0	0	0	0	0	0	0	0	0	0	0	0	0	0	0	0	0	0
65	Penyelia Akuakultur (Ternakan Air Tawar) (AF-034-3)	0	0	0	0	0	0	0	0	0	0	0	0	0	0	0	0	0	0	0	0	0
66	Penyelia Akuakultur Hatceri (AF-033-3)	0	0	0	0	0	0	0	0	0	0	0	0	0	0	0	0	0	0	0	0	0
67	Penyelia Tanaman (AF-010-3)	0	0	0	0	0	0	0	0	0	0	0	0	0	0	0	0	0	0	0	0	0
68	Penyelidikan Pemasangan & Penyelenggaraan HVAC (ME-020-3:2012)	0	0	0	0	0	0	0	0	0	0	0	0	0	0	0	0	0	0	0	0	0
69	Perkhidmatan Estetik (MP-060-2:2013)	0	0	0	0	0	0	0	0	0	0	0	0	0	0	0	0	0	0	0	0	0
70	Perkhidmatan Terapi Estetik (MP-060-3:2013)	0	0	0	0	0	0	0	0	0	0	0	0	0	0	0	0	0	0	0	0	0
71	Projek Link Shell*	0	0	0	0	0	0	0	0	0	0	0	0	0	0	0	0	0	0	0	0	0
72	Proses Kimpalan Arka Kepingan Logam (MC-024-3:2012)	0	0	0	0	0	0	0	0	0	0	0	0	0	0	0	0	0	0	0	0	0
73	Servis Diagnostik - Kenderaan Ringan (TP-300-3:2016)	28	0	28	0	0	0	0	0	0	0	0	0	0	0	0	0	0	0	28	0	28
74	Ternakan Poultri (Y-011-1)	0	0	0	0	0	0	0	0	0	0	0	0	0	0	0	0	0	0	0	0	0
<b>JUMLAH / TOTAL</b>		<b>28</b>	<b>0</b>	<b>28</b>	<b>7</b>	<b>5</b>	<b>12</b>	<b>557</b>	<b>224</b>	<b>781</b>	<b>532</b>	<b>207</b>	<b>739</b>	<b>511&lt;/</b>								

1.10.14 ENROLMEN KOLEJ VOKASIONAL SEPerti PADA 30 JUN 2018  
ENROLMENT IN VOCATIONAL COLLEGE AS OF 30th JUNE 2018

## WP KUALA LUMPUR

No.	Kursus / Course	Tingkatan 4 (1 SKM) Form 4			Tingkatan 5 (2 SKM) Form 5			Tahun 1 (1 SVM) 1st Year			Tahun 2 (2 SVM) 2nd Year			Tahun 3 (1 DVM) 3rd Year			Tahun 4 (2 DVM) 4th Year			Jumlah Total		
		L/M	P/F	J/T	L/M	P/F	J/T	L/M	P/F	J/T	L/M	P/F	J/T	L/M	P/F	J/T	L/M	P/F	J/T	L/M	P/F	J/T
1	Agroindustri Tanaman	0	0	0	0	0	0	0	0	0	0	0	0	0	0	0	0	0	0	0	0	0
2	Agroindustri Ternakan Poltri	0	0	0	0	0	0	0	0	0	0	0	0	0	0	0	0	0	0	0	0	0
3	Agroindustri Ternakan Ruminan	0	0	0	0	0	0	0	0	0	0	0	0	0	0	0	0	0	0	0	0	0
4	Akuakultur	0	0	0	0	0	0	0	0	0	0	0	0	0	0	0	0	0	0	0	0	0
5	Bakeri dan Pastrri	0	0	0	0	0	0	0	0	0	0	0	0	0	0	0	0	0	0	0	0	0
6	Bioteknologi	0	0	0	0	0	0	0	0	0	0	0	0	0	0	0	0	0	0	0	0	0
7	Flonikultur	0	0	0	0	0	0	0	0	0	0	0	0	0	0	0	0	0	0	0	0	0
8	Herba	0	0	0	0	0	0	0	0	0	0	0	0	0	0	0	0	0	0	0	0	0
9	Holtikultur	0	0	0	0	0	0	0	0	0	0	0	0	0	0	0	0	0	0	0	0	0
10	Insuran	0	0	0	0	0	0	0	0	0	0	0	0	0	0	0	0	0	0	0	0	0
11	Kesetiausahaan Pentadbiran	0	0	0	0	0	0	0	0	0	0	0	0	0	0	0	0	0	0	0	0	0
12	Kesihatan Alam Sekitar	0	0	0	0	0	0	0	0	0	0	0	0	0	0	0	0	0	0	0	0	0
13	Kosmetologi	0	0	0	0	0	0	0	28	28	0	29	29	0	30	30	0	26	26	0	113	113
14	Pelancongan	0	0	0	0	0	0	0	0	0	0	0	0	0	0	0	0	0	0	0	0	0
15	Pemasaran	0	0	0	0	0	0	0	0	0	0	0	0	0	0	0	0	0	0	0	0	0
16	Pemprosesan Makanan	0	0	0	0	0	0	0	0	0	0	0	0	0	0	0	0	0	0	0	0	0
17	Pengajian Awal Kanak-Kanak	0	0	0	0	0	0	0	32	32	0	31	31	0	26	26	0	31	31	0	120	120
18	Pengurusan Perniagaan	0	0	0	0	0	0	0	0	0	0	0	0	0	0	0	0	0	0	0	0	0
19	Pengurusan Peruncitan	0	0	0	0	0	0	0	0	0	0	0	0	0	0	0	0	0	0	0	0	0
20	Perakaunan	0	0	0	0	0	0	8	19	27	3	24	27	6	19	25	7	22	29	24	84	108
21	Perbankan	0	0	0	0	0	0	0	0	0	0	0	0	0	0	0	0	0	0	0	0	0
22	Seni Kulinari	0	0	0	0	0	0	11	50	61	7	20	27	16	17	33	15	42	57	49	129	178
23	Seni Reka Fesyen	0	0	0	0	0	0	2	32	34	1	27	28	0	30	30	2	54	56	5	143	148
24	Senibina Landskap	0	0	0	0	0	0	0	0	0	0	0	0	0	0	0	0	0	0	0	0	0
25	Sistem Pengurusan Pangkalan Data Dan Aplikasi Web	0	0	0	0	0	0	0	0	0	0	0	0	0	0	0	0	0	0	0	0	0
26	Teknologi Automotif	0	0	0	0	0	0	30	3	33	22	1	23	25	1	26	24	1	25	101	6	107
27	Teknologi Elektrik	0	0	0	0	0	0	28	3	31	27	3	30	27	0	27	22	2	24	104	8	112
28	Teknologi Elektronik	0	0	0	0	0	0	22	6	28	24	3	27	22	3	25	27	2	29	95	14	109
29	Teknologi Enjin Marin	0	0	0	0	0	0	0	0	0	0	0	0	0	0	0	0	0	0	0	0	0
30	Teknologi Kimpalan	0	0	0	0	0	0	26	0	26	28	0	28	19	0	19	18	0	18	91	0	91
31	Teknologi Mekanisasi Agro	0	0	0	0	0	0	0	0	0	0	0	0	0	0	0	0	0	0	0	0	0
32	Teknologi Multimedia Kreatif (Animasi)	0	0	0	0	0	0	0	0	0	0	0	0	0	0	0	0	0	0	0	0	0
33	Teknologi Pembinaan	0	0	0	0	0	0	22	7	29	15	14	29	11	14	25	23	7	30	71	42	113
34	Teknologi Pemesinan Industri	0	0	0	0	0	0	27	3	30	26	1	27	25	1	26	16	3	19	94	8	102
35	Teknologi Pemprosesan Kayu Dan Kemasan	0	0	0	0	0	0	0	0	0	0	0	0	0	0	0	0	0	0	0	0	0
36	Teknologi Penyelukbantuan Dan Penyanaman Udara	0	0	0	0	0	0	27	1	28	25	0	25	22	0	22	21	1	22	95	2	97
37	Teknologi Rekabentuk Grafik Industri Dan Media Cetak	0	0	0	0	0	0	0	0	0	0	0	0	0	0	0	0	0	0	0	0	0
38	Teknologi Sistem Komputer Dan Rangkaian	0	0	0	0	0	0	0	0	0	0	0	11	8	19	11	8	19	22	16	38	38
39	Akuakultur (AF-031-1)	0	0	0	0	0	0	0	0	0	0	0	0	0	0	0	0	0	0	0	0	0
40	Atendan Lanskap (LE-010-1)	0	0	0	0	0	0	0	0	0	0	0	0	0	0	0	0	0	0	0	0	0
41	Automotif – Servis Selepas Jualan (TP-300-2:2013)	0	0	0	8	1	9	0	0	0	0	0	0	0	0	0	0	0	8	1	9	9
42	Automotif – Servis Selepas Jualan (TP-300-3:2013)	0	0	0	0	0	0	0	0	0	0	0	0	0	0	0	0	0	0	0	0	0
43	Elektrik - SLDN FMM	0	0	0	4	0	4	0	0	0	0	0	0	0	0	0	0	0	4	0	4	4
44	Elektronik - SLDN FMM	0	0	0	2	0	2	0	0	0	0	0	0	0	0	0	0	0	2	0	2	2
45	Gubahan Bunga (HT-071-3:2014)	0	0	0	0	0	0	0	0	0	0	0	0	0	0	0	0	0	0	0	0	0
46	Jurubina Bangunan (B-010-2/B-010-1)	0	0	0	0	0	0	0	0	0	0	0	0	0	0	0	0	0	0	0	0	0
47	Jurubina Bangunan Berasaskan Kayu (A-020-2)	0	0	0	0	0	0	0	0	0	0	0	0	0	0	0	0	0	0	0	0	0
48	Juruteknik Akuakultur (Ternakan Air Tawar) (AF-034-2)	0	0	0	0	0	0	0	0	0	0	0	0	0	0	0	0	0	0	0	0	0
49	Kimpalan - SLDN FMM	0	0	0	0	0	0	0	0	0	0	0	0	0	0	0	0	0	0	0	0	0
50	Operasi Jualan dan Pemasaran (FB-018-3:2012)	0	0	0	0	0	0	0	0	0	0	0	0	0	0	0	0	0	0	0	0	0
51	Operasi Ladang Poltri (AF-071-3:2015)	0	0	0	0	0	0	0	0	0	0	0	0	0	0	0	0	0	0	0	0	0
52	Operasi Pembuatan Perabot (RB-050-2/3:2012)	0	0	0	0	0	0	0	0	0	0	0	0	0	0	0	0	0	0	0	0	0
53	Operasi Pengeluaran Tanaman (A016-001-3:2016)	0	0	0	0	0	0	0	0	0	0	0	0	0	0	0	0	0	0	0	0	0
54	Operasi Peruncitan (Jabatan)(DT-010-3:2014)	0	0	0	0	0	0	0	0	0	0	0	0	0	0	0	0	0	0	0	0	0
55	Pemasangan Dan Penyelenggaraan Elektrik- Satu Fasa (EE-320-2:2012)	0	0	0	0	0	0	0	0	0	0	0	0	0	0	0	0	0	0	0	0	0
56	Pemasangan Dan Penyelenggaraan Elektrik- Tiga Fasa (EE-320-3:2012)	20	0	20	19	0	19	0	0	0	0	0	0	0	0	0	0	0	39	0	39	39
57	Pembuatan Pakaian Wanita (TA-011-2:2013)	0	0	0	0	0	0	0	0	0	0	0	0	0	0	0	0	0	0	0	0	0
58	Pembuatan Pakaian Wanita (TA-011-3:2013)	2	5	7	0	0	0	0	0	0	0	0	0	0	0	0	0	0	2	5	7	7
59	Pembuatan Roti (HT-013-2:2011)	0	0	0	0	0	0	0	0	0	0	0	0	0	0	0	0	0	0	0	0	0
60	Pemesinan Industri - SLDN FMM	0	0	0	3	0	3	0	0	0	0	0	0	0	0	0	0	0	3	0	3	3
61	Pemesinan Industri (Mc-050-1/2/3:2012)	0	0	0	0	0	0	0	0	0	0	0	0	0	0	0	0	0	0	0	0	0
62	Pemprosesan Hasil Pertanian (Y-040-1)	0	0	0	0	0	0	0	0	0	0	0	0	0	0	0	0	0	0	0	0	0
63	Pengurusan Pejabat (FB-024-2:2012)	0	0	0	0	0	0	0	0	0	0	0	0	0	0	0	0	0	0	0	0	0
64	Penyediaan & Pembuatan Makanan (HT-012-3:2012)	0	0	0	7	10	17	0	0	0	0	0	0	0	0	0	0	0	7	10	17	17
65	Penyelia Akuakultur (Ternakan Air Tawar) (AF-034-3)	0	0	0	0	0	0	0	0	0	0	0	0	0	0	0	0	0	0	0	0	0
66	Penyelia Akuakultur Hatceri (AF-033-3)	0	0	0	0	0	0	0	0	0	0	0	0	0	0	0	0	0	0	0	0	0
67	Penyelia Tanaman (AF-010-3)	0	0	0	0	0	0	0	0	0	0	0	0	0	0	0	0	0	0	0	0	0
68	Penyelia Pemasangan & Penyelenggaraan HVAC (ME-020-3:2012)	9	0	9	0	0	0	0	0	0	0	0	0	0	0	0	0	0	9	0	9	9
69	Perkhidmatan Estetik (MP-060-2:2013)	0	0	0	0	0	0	0	0	0	0	0	0	0	0	0	0	0	0	0	0	0
70	Perkhidmatan Terapi Estetik (MP-060-3:2013)	0	0	0	3	3	0	0	0	0	0	0	0	0	0	0	0	0	3	3	3	3
71	Projek Link Shell*	0	0	0	0	0	0	0	0	0	0	0	0	0	0	0	0	0	0	0	0	0
72	Proses Kimpalan Arka Kepingan Logam (MC-024-3:2012)	0	0	0	0	0	0	0	0	0	0	0	0	0	0	0	0	0	0	0	0	0
73	Servis Diagnostik - Kenderaan Ringan (TP-300-3:2016)	0	0	0	0	0	0	0	0	0	0	0	0	0	0	0	0	0	0	0	0	0
74	Ternakan Poltri (Y-011-1)	0	0	0	0	0	0	0	0	0	0	0	0	0	0	0	0	0	0	0	0	0
JUMLAH / TOTAL		31	5	36	43																	

1.10.15 ENROLMEN KOLEJ VOKASIONAL SEPRTI PADA 30 JUN 2018  
ENROLMENT IN VOCATIONAL COLLEGE AS OF 30th JUNE 2018

WP LABUAN

No.	Kursus / Course	Tingkatan 4 (1 SKM) Form 4			Tingkatan 5 (2 SKM) Form 5			Tahun 1 (1 SVM) 1st Year			Tahun 2 (2 SVM) 2nd Year			Tahun 3 (1 DVM) 3rd Year			Tahun 4 (2 DVM) 4th Year			Jumlah Total		
		L/M	P/F	J/T	L/M	P/F	J/T	L/M	P/F	J/T	L/M	P/F	J/T	L/M	P/F	J/T	L/M	P/F	J/T	L/M	P/F	J/T
1	Agroindustri Tanaman	0	0	0	0	0	0	0	0	0	0	0	0	0	0	0	0	0	0	0	0	0
2	Agroindustri Ternakan Poltri	0	0	0	0	0	0	0	0	0	0	0	0	0	0	0	0	0	0	0	0	0
3	Agroindustri Ternakan Ruminan	0	0	0	0	0	0	0	0	0	0	0	0	0	0	0	0	0	0	0	0	0
4	Akuakultur	0	0	0	0	0	0	0	0	0	0	0	0	0	0	0	0	0	0	0	0	0
5	Bakeri dan Pastrri	0	0	0	0	0	0	0	0	0	0	0	0	0	0	0	0	0	0	0	0	0
6	Bioteknologi	0	0	0	0	0	0	0	0	0	0	0	0	0	0	0	0	0	0	0	0	0
7	Flonikultur	0	0	0	0	0	0	0	0	0	0	0	0	0	0	0	0	0	0	0	0	0
8	Herba	0	0	0	0	0	0	0	0	0	0	0	0	0	0	0	0	0	0	0	0	0
9	Holtikultur	0	0	0	0	0	0	0	0	0	0	0	0	0	0	0	0	0	0	0	0	0
10	Insuran	0	0	0	0	0	0	0	0	0	0	0	0	0	0	0	0	0	0	0	0	0
11	Kesetiausahaan Pentadbiran	0	0	0	0	0	0	0	0	0	0	0	0	0	0	0	0	0	0	0	0	0
12	Kesihatan Alam Sekitar	0	0	0	0	0	0	0	0	0	0	0	0	0	0	0	0	0	0	0	0	0
13	Kosmetologi	0	0	0	0	0	0	0	0	0	0	0	0	0	0	0	0	0	0	0	0	0
14	Pelancongan	0	0	0	0	0	0	0	0	0	0	0	0	0	0	0	0	0	0	0	0	0
15	Pemasaran	0	0	0	0	0	0	0	0	0	0	0	0	0	0	0	0	0	0	0	0	0
16	Pemprosesan Makanan	0	0	0	0	0	0	0	0	0	0	0	0	0	0	0	0	0	0	0	0	0
17	Pengajian Awal Kanak-Kanak	0	0	0	0	0	0	0	0	0	0	0	0	0	0	0	0	0	0	0	0	0
18	Pengurusan Perniagaan	0	0	0	0	0	0	1	6	7	0	12	12	2	12	14	3	13	16	6	43	49
19	Pengurusan Peruncitan	0	0	0	0	0	0	0	0	0	0	0	0	0	0	0	0	0	0	0	0	0
20	Perakaunan	0	0	0	0	0	0	0	0	0	0	0	0	0	0	0	0	0	0	0	0	0
21	Perbankan	0	0	0	0	0	0	0	0	0	1	8	9	1	12	13	1	9	10	3	29	32
22	Seni Kulinari	0	0	0	0	0	0	0	0	0	0	0	0	0	0	0	0	0	0	0	0	0
23	Seni Reka Fesyen	0	0	0	0	0	0	0	0	0	0	0	0	0	0	0	0	0	0	0	0	0
24	Senibina Landskap	0	0	0	0	0	0	0	0	0	0	0	0	0	0	0	0	0	0	0	0	0
25	Sistem Pengurusan Pangkalan Data Dan Aplikasi Web	0	0	0	0	0	0	0	0	0	0	0	0	0	0	0	0	0	0	0	0	0
26	Teknologi Automotif	0	0	0	0	0	0	24	2	26	22	1	23	26	2	28	19	1	20	91	6	97
27	Teknologi Elektrik	0	0	0	0	0	0	18	3	21	19	1	20	21	7	28	20	3	23	78	14	92
28	Teknologi Elektronik	0	0	0	0	0	0	0	0	0	15	7	22	20	5	25	12	9	21	47	21	68
29	Teknologi Enjin Marin	0	0	0	0	0	0	0	0	0	0	0	0	0	0	0	0	0	0	0	0	0
30	Teknologi Kimpalan	0	0	0	0	0	0	26	1	27	23	0	23	25	0	25	18	0	18	92	1	93
31	Teknologi Mekanisasi Agro	0	0	0	0	0	0	0	0	0	0	0	0	0	0	0	0	0	0	0	0	0
32	Teknologi Multimedia Kreatif (Animasi)	0	0	0	0	0	0	0	0	0	0	0	0	0	0	0	0	0	0	0	0	0
33	Teknologi Pembinaan	0	0	0	0	0	0	0	0	0	17	2	19	7	3	10	6	10	16	30	15	45
34	Teknologi Pemesinan Industri	0	0	0	0	0	0	15	0	15	23	0	23	10	4	14	12	1	13	60	5	65
35	Teknologi Pemprosesan Kayu Dan Kemasan	0	0	0	0	0	0	0	0	0	0	0	0	0	0	0	0	0	0	0	0	0
36	Teknologi Penyelujukbekuan Dan Penyamanan Udara	0	0	0	0	0	0	0	0	0	0	0	0	0	0	0	0	0	0	0	0	0
37	Teknologi Rekabentuk Grafik Industri Dan Media Cetak	0	0	0	0	0	0	0	0	0	0	0	0	0	0	0	0	0	0	0	0	0
38	Teknologi Sistem Komputer Dan Rangkaian	0	0	0	0	0	0	0	0	0	0	0	0	0	0	0	0	0	0	0	0	0
39	Akuakultur (AF-031-1)	0	0	0	0	0	0	0	0	0	0	0	0	0	0	0	0	0	0	0	0	0
40	Atendan Lanskap (LE-010-1)	0	0	0	0	0	0	0	0	0	0	0	0	0	0	0	0	0	0	0	0	0
41	Automotif – Servis Selepas Jualan (TP-300-2:2013)	0	0	0	0	0	0	0	0	0	0	0	0	0	0	0	0	0	0	0	0	0
42	Automotif – Servis Selepas Jualan (TP-300-3:2013)	0	0	0	0	0	0	0	0	0	0	0	0	0	0	0	0	0	0	0	0	0
43	Elektrik - SLDN FMM	0	0	0	0	0	0	0	0	0	0	0	0	0	0	0	0	0	0	0	0	0
44	Elektronik - SLDN FMM	0	0	0	0	0	0	0	0	0	0	0	0	0	0	0	0	0	0	0	0	0
45	Gubahan Bunga (HT-071-3:2014)	0	0	0	0	0	0	0	0	0	0	0	0	0	0	0	0	0	0	0	0	0
46	Jurubina Bangunan (B-010-2/B-010-1)	0	0	0	0	0	0	0	0	0	0	0	0	0	0	0	0	0	0	0	0	0
47	Jurubina Bangunan Berasaskan Kayu (A-020-2)	13	3	16	0	0	0	0	0	0	0	0	0	0	0	0	0	0	13	3	16	16
48	Juruteknik Akuakultur (Ternakan Air Tawar) (AF-034-2)	0	0	0	0	0	0	0	0	0	0	0	0	0	0	0	0	0	0	0	0	0
49	Kimpalan - SLDN FMM	0	0	0	0	0	0	0	0	0	0	0	0	0	0	0	0	0	0	0	0	0
50	Operasi Jualan dan Pemasaran (FB-018-3:2012)	0	0	0	3	0	3	0	0	0	0	0	0	0	0	0	0	0	3	0	3	3
51	Operasi Ladang Poltri (AF-071-3:2015)	0	0	0	0	0	0	0	0	0	0	0	0	0	0	0	0	0	0	0	0	0
52	Operasi Pembuatan Perabot (RB-050-2/3:2012)	0	0	0	0	0	0	0	0	0	0	0	0	0	0	0	0	0	0	0	0	0
53	Operasi Pengeluaran Tanaman (A016-001-3:2016)	0	0	0	0	0	0	0	0	0	0	0	0	0	0	0	0	0	0	0	0	0
54	Operasi Peruncitan (Jabatan)(DT-010-3:2014)	0	0	0	0	0	0	0	0	0	0	0	0	0	0	0	0	0	0	0	0	0
55	Pemasangan Dan Penyelenggaraan Elektrik- Satu Fasa (EE-320-2:2012)	0	0	0	0	0	0	0	0	0	0	0	0	0	0	0	0	0	0	0	0	0
56	Pemasangan Dan Penyelenggaraan Elektrik- Tiga Fasa (EE-320-3:2012)	0	0	0	0	0	0	0	0	0	0	0	0	0	0	0	0	0	0	0	0	0
57	Pembuatan Pakaian Wanita (TA-011-2:2013)	0	0	0	0	0	0	0	0	0	0	0	0	0	0	0	0	0	0	0	0	0
58	Pembuatan Pakaian Wanita (TA-011-3:2013)	0	0	0	0	0	0	0	0	0	0	0	0	0	0	0	0	0	0	0	0	0
59	Pembuatan Roti (HT-013-2:2011)	0	0	0	0	0	0	0	0	0	0	0	0	0	0	0	0	0	0	0	0	0
60	Pemesinan Industri - SLDN FMM	0	0	0	0	0	0	0	0	0	0	0	0	0	0	0	0	0	0	0	0	0
61	Pemesinan Industri (Mc-050-1/2/3:2012)	0	0	0	0	0	0	0	0	0	0	0	0	0	0	0	0	0	0	0	0	0
62	Pemprosesan Hasil Pertanian (Y-040-1)	0	0	0	0	0	0	0	0	0	0	0	0	0	0	0	0	0	0	0	0	0
63	Pengurusan Pejabat (FB-024-2:2012)	0	0	0	0	0	0	0	0	0	0	0	0	0	0	0	0	0	0	0	0	0
64	Penyediaan & Pembuatan Makanan (HT-012-3:2012)	0	0	0	0	0	0	0	0	0	0	0	0	0	0	0	0	0	0	0	0	0
65	Penyelia Akuakultur (Ternakan Air Tawar) (AF-034-3)	0	0	0	0	0	0	0	0	0	0	0	0	0	0	0	0	0	0	0	0	0
66	Penyelia Akuakultur Hatceri (AF-033-3)	0	0	0	0	0	0	0	0	0	0	0	0	0	0	0	0	0	0	0	0	0
67	Penyelia Tanaman (AF-010-3)	0	0	0	0	0	0	0	0	0	0	0	0	0	0	0	0	0	0	0	0	0
68	Penyeliaan Pemasangan & Penyelenggaraan HVAC (ME-020-3:2012)	0	0	0	0	0	0	0	0	0	0	0	0	0	0	0	0	0	0	0	0	0
69	Perkhidmatan Estetik (MP-060-2:2013)	0	0	0	0	0	0	0	0	0	0	0	0	0	0	0	0	0	0	0	0	0
70	Perkhidmatan Terapi Estetik (MP-060-3:2013)	0	0	0	0	0	0	0	0	0	0	0	0	0	0	0	0	0	0	0	0	0
71	Projek Link Shell*	0	0	0	0	0	0	0	0	0	0	0	0	0	0	0	0	0	0	0	0	0
72	Proses Kimpalan Arka Kepingan Logam (MC-024-3:2012)	0	0	0	0	0	0	0	0	0	0	0	0	0	0	0	0	0	0	0	0	0
73	Servis Diagnostik - Kenderaan Ringan (TP-300-3:2016)	0	0	0	0	0	0	0	0	0	0	0	0	0	0	0	0	0	0	0	0	0
74	Ternakan Poultri (Y-011-1)	0	0	0	0	0	0	0	0	0	0	0	0	0	0	0	0	0	0	0	0	0
<b>JUMLAH / TOTAL</b>		<b>13</b>	<b>3</b>	<b>16</b>	<b>3</b>	<b>0</b>	<b>3</b>	<b>84</b>	<b>12</b>	<b>96</b>	<b>120</b>	<b>31</b>	<b>151</b>	<b>112</b>	<b>45</b>	<b>157</b>	<b>91</b>	<b>46</b>	<b>137</b>	<b>423</b>	<b>137</b>	

1.11 ENROLMEN KOLEJ VOKASIONAL - ILKA DAN ILKS SEPerti PADA 30 JUN 2018  
ENROLMENT IN VOCATIONAL COLLEGE - ILKA AND ILKS AS OF 30th JUNE 2018

## MALAYSIA

No.	Kursus / Course	Tingkatan 4 (1 SKM) Form 4			Tingkatan 5 (2 SKM) Form 5			Tahun 1 (1 SVM) 1st Year			Tahun 2 (2 SVM) 2nd Year			Tahun 3 (1 DVM) 3rd Year			Tahun 4 (2 DVM) 4th Year			Jumlah Total		
		L/M	P/F	J/T	L/M	P/F	J/T	L/M	P/F	J/T	L/M	P/F	J/T	L/M	P/F	J/T	L/M	P/F	J/T	L/M	P/F	J/T
PROGRAM KV- ILKA (ILP)																						
1	Teknologi Elektronik Industri	0	0	0	0	0	0	0	0	0	0	0	0	0	0	19	9	28	19	9	28	
2	Teknologi Instrumen Perindustrian	0	0	0	0	0	0	0	0	0	0	0	0	0	0	22	12	34	22	12	34	
3	Teknologi Kenderaan Perdagangan Berat	0	0	0	0	0	0	0	0	0	0	0	0	0	0	25	0	25	25	0	25	
4	Teknologi Komputer Sistem	0	0	0	0	0	0	0	0	0	0	0	0	0	0	19	14	33	19	14	33	
5	Teknologi Mekatronik	0	0	0	0	0	0	0	0	0	0	0	0	0	0	11	6	17	11	6	17	
6	Teknologi Pemesinan CNC	0	0	0	0	0	0	0	0	0	0	0	0	0	0	12	3	15	12	3	15	
7	Teknologi Perisian (Pengaturcaraan)	0	0	0	0	0	0	0	0	0	0	0	0	0	0	13	19	32	13	19	32	
8	Teknologi Plastik	0	0	0	0	0	0	0	0	0	0	0	0	0	0	25	20	45	25	20	45	
9	Teknologi Reka Bentuk Produk Industri	0	0	0	0	0	0	0	0	0	0	0	0	0	0	19	10	29	19	10	29	
PROGRAM KEMAHIRAN- ILKA (WISDEC)																						
1	Teknologi Pemprosesan Perabot	15	3	18	17	8	25	0	0	0	0	0	0	0	0	0	0	0	0	32	11	43
PROGRAM KEMAHIRAN- ILKA (IKTBN)																						
1	Kimpalan	0	0	0	17	0	17	0	0	0	0	0	0	0	0	0	0	0	0	17	0	17
PROGRAM APPRENTICESHIP- ILKA (GIATMARA)																						
1	Computer System And Networking	5	3	8	7	0	7	0	0	0	0	0	0	0	0	0	0	0	0	12	3	15
2	Teknologi Sistem Komputer	19	19	38	41	17	58	0	0	0	0	0	0	0	0	0	0	0	0	60	36	96
3	Desktop Publishing Artist	3	1	4	1	2	3	0	0	0	0	0	0	0	0	0	0	0	0	4	3	7
4	Graphic Design And Advertising	9	2	11	12	2	14	0	0	0	0	0	0	0	0	0	0	0	0	21	4	25
5	Multimedia Design And Production	0	0	0	0	0	0	0	0	0	0	0	0	0	0	0	0	0	0	0	0	0
6	Teknologi Animasi	0	0	0	1	0	1	0	0	0	0	0	0	0	0	0	0	0	0	1	0	1
7	Teknologi Fotografi	0	2	2	4	2	6	0	0	0	0	0	0	0	0	0	0	0	0	4	4	8
8	Teknologi Percetakan	1	0	1	0	0	0	0	0	0	0	0	0	0	0	0	0	0	0	1	0	1
9	Elektronik Industri	9	2	11	21	2	23	0	0	0	0	0	0	0	0	0	0	0	0	30	4	34
10	Mekatronik	3	0	3	0	0	0	0	0	0	0	0	0	0	0	0	0	0	0	3	0	3
11	Teknologi Elektronik Audio Visual	14	0	14	27	0	27	0	0	0	0	0	0	0	0	0	0	0	0	41	0	41
12	Fashion And Dressmaking	18	58	76	10	96	106	0	0	0	0	0	0	0	0	0	0	0	0	28	154	182
13	Hiasan Dalaman	0	6	6	5	9	14	0	0	0	0	0	0	0	0	0	0	0	0	5	15	20
14	Seni Sulaman Berkomputer**	0	0	0	0	2	2	0	0	0	0	0	0	0	0	0	0	0	0	0	2	2
15	Seni Reka Gaya Rambut	5	12	17	4	7	11	0	0	0	0	0	0	0	0	0	0	0	0	9	19	28
16	Solekan Dan Gaya Rambut	0	0	0	0	2	2	0	0	0	0	0	0	0	0	0	0	0	0	0	2	2
17	Solekan Dan Terapi Kecantikan	0	17	17	0	20	20	0	0	0	0	0	0	0	0	0	0	0	0	0	37	37
18	Holistic And Wellness Spa	0	4	4	0	6	6	0	0	0	0	0	0	0	0	0	0	0	0	0	10	10
19	Confectionary And Bakery	8	11	19	9	19	28	0	0	0	0	0	0	0	0	0	0	0	0	17	30	47
20	Masakan Dan Pramusaji	14	18	32	17	18	35	0	0	0	0	0	0	0	0	0	0	0	0	31	36	67
21	Teknologi Kimpalan Dan Fabrikasi Logam	65	0	65	76	0	76	0	0	0	0	0	0	0	0	0	0	0	0	141	0	141
22	Teknologi Penyejukbekuan Dan Penyaman Udara	60	1	61	78	3	81	0	0	0	0	0	0	0	0	0	0	0	0	138	4	142
23	Teknologi Automotif	143	2	145	184	3	187	0	0	0	0	0	0	0	0	0	0	0	0	327	5	332
24	Teknologi Baikpulih Dan Mengecat Kenderaan	36	2	38	27	1	28	0	0	0	0	0	0	0	0	0	0	0	0	63	3	66
25	Teknologi Motosikal	82	0	82	126	1	127	0	0	0	0	0	0	0	0	0	0	0	0	208	1	209
26	Building Technology	20	1	21	15	0	15	0	0	0	0	0	0	0	0	0	0	0	0	35	1	36
PROGRAM KV-ILKS																						
1	Teknologi Mekatronik	0	0	0	0	0	0	0	0	0	0	0	0	0	0	42	0	42	42	0	42	
2	Teknologi Mekatronik Robotik	0	0	0	0	0	0	0	0	42	7	49	42	7	49	49	0	49	133	14	147	
3	Teknologi Marin	0	0	0	0	0	0	0	0	0	0	0	5	0	5	28	5	33	33	5	38	
4	Pengajian Nautikal	0	0	0	0	0	0	0	0	0	0	0	4	0	4	24	2	26	28	2	30	
5	Kejuruteraan Kapal	0	0	0	0	0	0	0	0	0	0	0	22	13	35	36	9	45	58	22	80	
6	Licensed Aircraft Maintenance Technician (Cat. 'A')	0	0	0	0	0	0	0	0	0	0	0	0	0	0	89	11	100	89	11	100	
7	Teknologi Penjanaan Kuasa Elektrik	0	0	0	0	0	0	0	0	31	19	50	33	17	50	40	10	50	104	46	150	
8	Teknologi Kesan Khas Visual	0	0	0	0	0	0	0	0	0	0	0	22	16	38	27	19	46	49	35	84	
9	Teknologi Animasi 2D	0	0	0	0	0	0	0	0	0	0	0	7	12	19	26	22	48	33	34	67	
10	Teknologi Pembuatan (Perkakasan - Alat Pemetong)	0	0	0	0	0	0	0	0	0	0	0	0	0	0	21	0	21	21	0	21	
11	Teknologi Pembuatan (Perkakasan - Acuan)	0	0	0	0	0	0	0	0	0	0	0	0	0	0	23	0	23	23	0	23	
12	Autotronik	0	0	0	0	0	0	0	0	73	0	73	0	0	0	73	0	73	146	0	146	
13	Subsea Welding Technology	0	0	0	0	0	0	0	0	49	0	49	47	0	47	44	0	44	140	0	140	
14	Oil and Gas Welding Technology	0	0	0	0	0	0	0	0	100	0	100	96	0	96	86	0	86	282	0	282	
15	Aviation (Ground Handling & Ramp Service)	0	0	0	0	0	0	0	0	40	10	50	29	20	49	40	10	50	109	40	149	
16	Collision Repair Re Engineering Technician	0	0	0	0	0	0	0	0	38	0	38	24	2	26	34	1	35	96	3	99	
JUMLAH / TOTAL		529	164	693	699	220	919	0	0	0	373	36	409	331	87	418	847	182	1,029	2,779	689	3,468

Nota / Note :

\*\* Adalah Kursus Lanjutan yang memerlukan pelatih menjalani kursus latihan asas terlebih dahulu /  
This is an advance course in which trainees has to undergo/complete/pass the basic course

1.11.1 ENROLMEN KOLEJ VOKASIONAL - ILKA DAN ILKS SEPerti PADA 30 JUN 2018  
ENROLMENT IN VOCATIONAL COLLEGE - ILKA AND ILKA AS OF 30th JUNE 2018

## JOHOR

No.	Kursus / Course	Tingkatan 4 (1 SKM) Form 4			Tingkatan 5 (2 SKM) Form 5			Tahun 1 (1 SVM) 1st Year			Tahun 2 (2 SVM) 2nd Year			Tahun 3 (1 DVM) 3rd Year			Tahun 4 (2 DVM) 4th Year			Jumlah Total			
		L/M	P/F	J/T	L/M	P/F	J/T	L/M	P/F	J/T	L/M	P/F	J/T	L/M	P/F	J/T	L/M	P/F	J/T	L/M	P/F	J/T	
PROGRAM KV- ILKA (ILP)																							
1	Teknologi Elektronik Industri	0	0	0	0	0	0	0	0	0	0	0	0	0	0	0	0	0	0	0	0	0	
2	Teknologi Instrumen Perindustrian	0	0	0	0	0	0	0	0	0	0	0	0	0	0	0	0	0	0	0	0	0	
3	Teknologi Kenderaan Perdagangan Berat	0	0	0	0	0	0	0	0	0	0	0	0	0	0	0	0	0	0	0	0	0	
4	Teknologi Komputer Sistem	0	0	0	0	0	0	0	0	0	0	0	0	0	0	0	0	0	0	0	0	0	
5	Teknologi Mekatronik	0	0	0	0	0	0	0	0	0	0	0	0	0	0	0	0	0	0	0	0	0	
6	Teknologi Pemesinan CNC	0	0	0	0	0	0	0	0	0	0	0	0	0	0	0	0	0	0	0	0	0	
7	Teknologi Perisian (Pengaturcaraan)	0	0	0	0	0	0	0	0	0	0	0	0	0	0	0	0	0	0	0	0	0	
8	Teknologi Plastik	0	0	0	0	0	0	0	0	0	0	0	0	0	0	0	0	0	0	0	0	0	
9	Teknologi Reka Bentuk Produk Industri	0	0	0	0	0	0	0	0	0	0	0	0	0	0	0	0	0	0	0	0	0	
PROGRAM KEMAHIRAN- ILKA (WISDEC)																							
1	Teknologi Pemprosesan Perabot	0	0	0	0	0	0	0	0	0	0	0	0	0	0	0	0	0	0	0	0	0	
PROGRAM KEMAHIRAN- ILKA (IKTBN)																							
1	Kimpalan	0	0	0	17	0	17	0	0	0	0	0	0	0	0	0	0	0	0	0	17	0	17
PROGRAM APPRENTICESHIP- ILKA (GIATMARA)																							
1	Computer System And Networking	2	0	2	2	0	2	0	0	0	0	0	0	0	0	0	0	0	0	0	4	0	4
2	Teknologi Sistem Komputer	4	10	14	14	13	27	0	0	0	0	0	0	0	0	0	0	0	0	0	18	23	41
3	Desktop Publishing Artist	0	0	0	0	0	0	0	0	0	0	0	0	0	0	0	0	0	0	0	0	0	0
4	Graphic Design And Advertising	2	0	2	2	2	4	0	0	0	0	0	0	0	0	0	0	0	0	0	4	2	6
5	Multimedia Design And Production	0	0	0	0	0	0	0	0	0	0	0	0	0	0	0	0	0	0	0	0	0	0
6	Teknologi Animasi	0	0	0	1	0	1	0	0	0	0	0	0	0	0	0	0	0	0	0	1	0	1
7	Teknologi Fotografi	0	2	2	1	2	3	0	0	0	0	0	0	0	0	0	0	0	0	0	1	4	5
8	Teknologi Percetakan	0	0	0	0	0	0	0	0	0	0	0	0	0	0	0	0	0	0	0	0	0	0
9	Elektronik Industri	2	0	2	13	0	13	0	0	0	0	0	0	0	0	0	0	0	0	0	15	0	15
10	Mekatronik	0	0	0	0	0	0	0	0	0	0	0	0	0	0	0	0	0	0	0	0	0	0
11	Teknologi Elektronik Audio Visual	0	0	0	4	0	4	0	0	0	0	0	0	0	0	0	0	0	0	0	4	0	4
12	Fashion And Dressmaking	1	13	14	2	36	38	0	0	0	0	0	0	0	0	0	0	0	0	0	3	49	52
13	Hiasan Dalaman	0	0	0	0	0	0	0	0	0	0	0	0	0	0	0	0	0	0	0	0	0	0
14	Seni Sulaman Berkomputer**	0	0	0	0	0	0	0	0	0	0	0	0	0	0	0	0	0	0	0	0	0	0
15	Seni Reka Gaya Rambut	1	2	3	2	6	8	0	0	0	0	0	0	0	0	0	0	0	0	0	3	8	11
16	Solekan Dan Gaya Rambut	0	0	0	0	0	0	0	0	0	0	0	0	0	0	0	0	0	0	0	0	0	0
17	Solekan Dan Terapi Kecantikan	0	3	3	0	4	4	0	0	0	0	0	0	0	0	0	0	0	0	0	0	7	7
18	Holistic And Wellness Spa	0	3	3	0	5	5	0	0	0	0	0	0	0	0	0	0	0	0	0	0	8	8
19	Confectionary And Bakery	0	2	2	5	5	10	0	0	0	0	0	0	0	0	0	0	0	0	0	5	7	12
20	Masakan Dan Pramusaji	5	1	6	7	4	11	0	0	0	0	0	0	0	0	0	0	0	0	0	12	5	17
21	Teknologi Kimpalan Dan Fabrikasi Logam	9	0	9	21	0	21	0	0	0	0	0	0	0	0	0	0	0	0	0	30	0	30
22	Teknologi Penyejukbekuan Dan Penyaman Udara	16	1	17	36	1	37	0	0	0	0	0	0	0	0	0	0	0	0	0	52	2	54
23	Teknologi Automotif	16	2	18	37	2	39	0	0	0	0	0	0	0	0	0	0	0	0	0	53	4	57
24	Teknologi Baikpulih Dan Mengecat Kenderaan	0	0	0	1	0	1	0	0	0	0	0	0	0	0	0	0	0	0	0	1	0	1
25	Teknologi Motosikal	24	0	24	50	0	50	0	0	0	0	0	0	0	0	0	0	0	0	0	74	0	74
26	Building Technology	2	0	2	5	0	5	0	0	0	0	0	0	0	0	0	0	0	0	0	7	0	7
PROGRAM KV-ILKS																							
1	Teknologi Mekatronik	0	0	0	0	0	0	0	0	0	0	0	0	0	0	0	0	0	0	0	0	0	0
2	Teknologi Mekatronik Robotik	0	0	0	0	0	0	0	0	0	0	0	0	0	0	0	0	0	0	0	0	0	0
3	Teknologi Marin	0	0	0	0	0	0	0	0	0	0	0	0	0	0	0	0	0	0	0	0	0	0
4	Pengajian Nautikal	0	0	0	0	0	0	0	0	0	0	0	0	0	0	0	0	0	0	0	0	0	0
5	Kejuruteraan Kapal	0	0	0	0	0	0	0	0	0	0	0	0	0	0	0	0	0	0	0	0	0	0
6	Licensed Aircraft Maintenance Technician (Cat. 'A')	0	0	0	0	0	0	0	0	0	0	0	0	0	0	0	0	0	0	0	0	0	0
7	Teknologi Penjanaan Kuasa Elektrik	0	0	0	0	0	0	0	0	0	0	0	0	0	0	0	0	0	0	0	0	0	0
8	Teknologi Kesan Khas Visual	0	0	0	0	0	0	0	0	0	0	0	0	0	0	0	0	0	0	0	0	0	0
9	Teknologi Animasi 2D	0	0	0	0	0	0	0	0	0	0	0	0	0	0	0	0	0	0	0	0	0	0
10	Teknologi Pembuatan (Perkakasan - Alat Pemetong)	0	0	0	0	0	0	0	0	0	0	0	0	0	0	0	0	0	0	0	0	0	0
11	Teknologi Pembuatan (Perkakasan - Acuan)	0	0	0	0	0	0	0	0	0	0	0	0	0	0	0	0	0	0	0	0	0	0
12	Autotronik	0	0	0	0	0	0	0	0	0	0	0	0	0	0	0	0	0	0	0	0	0	0
13	Subsea Welding Technology	0	0	0	0	0	0	0	0	0	0	0	0	0	0	0	0	0	0	0	0	0	0
14	Oil and Gas Welding Technology	0	0	0	0	0	0	0	0	0	0	0	0	0	0	0	0	0	0	0	0	0	0
15	Aviation (Ground Handling & Ramp Service)	0	0	0	0	0	0	0	0	0	0	0	0	0	0	0	0	0	0	0	0	0	0
16	Collision Repair Re Engineering Technician	0	0	0	0	0	0	0	0	0	0	0	0	0	0	0	0	0	0	0	0	0	0
JUMLAH / TOTAL		84	39	123	220	80	300	0	0	0	0	0	0	0	0	0	0	0	0	0	304	119	423

Nota / Note :

\*\* Adalah Kursus Lanjutan yang memerlukan pelatih menjalani kursus latihan asas terlebih dahulu /  
This is an advance course in which trainees has to undergo/complete/pass the basic course

1.11.2 ENROLMEN KOLEJ VOKASIONAL - ILKA DAN ILKS SEPerti PADA 30 JUN 2018  
ENROLMENT IN VOCATIONAL COLLEGE - ILKA AND ILKS AS OF 30th JUNE 2018

## KEDAH

No.	Kursus / Course	Tingkatan 4 (1 SKM) Form 4			Tingkatan 5 (2 SKM) Form 5			Tahun 1 (1 SVM) 1st Year			Tahun 2 (2 SVM) 2nd Year			Tahun 3 (1 DVM) 3rd Year			Tahun 4 (2 DVM) 4th Year			Jumlah Total		
		L/M	P/F	J/T	L/M	P/F	J/T	L/M	P/F	J/T	L/M	P/F	J/T	L/M	P/F	J/T	L/M	P/F	J/T	L/M	P/F	J/T
PROGRAM KV- ILKA (ILP)																						
1	Teknologi Elektronik Industri	0	0	0	0	0	0	0	0	0	0	0	0	0	0	0	0	0	0	0	0	0
2	Teknologi Instrumen Perindustrian	0	0	0	0	0	0	0	0	0	0	0	0	0	0	0	0	0	0	0	0	0
3	Teknologi Kenderaan Perdagangan Berat	0	0	0	0	0	0	0	0	0	0	0	0	0	0	0	25	0	25	25	0	25
4	Teknologi Komputer Sistem	0	0	0	0	0	0	0	0	0	0	0	0	0	0	0	0	0	0	0	0	0
5	Teknologi Mekatronik	0	0	0	0	0	0	0	0	0	0	0	0	0	0	0	0	0	0	0	0	0
6	Teknologi Pemesinan CNC	0	0	0	0	0	0	0	0	0	0	0	0	0	0	0	0	0	0	0	0	0
7	Teknologi Perisian (Pengaturcaraan)	0	0	0	0	0	0	0	0	0	0	0	0	0	0	0	0	0	0	0	0	0
8	Teknologi Plastik	0	0	0	0	0	0	0	0	0	0	0	0	0	0	0	10	11	21	10	11	21
9	Teknologi Reka Bentuk Produk Industri	0	0	0	0	0	0	0	0	0	0	0	0	0	0	0	0	0	0	0	0	0
PROGRAM KEMAHIRAN- ILKA (WISDEC)																						
1	Teknologi Pemprosesan Perabot	0	0	0	0	0	0	0	0	0	0	0	0	0	0	0	0	0	0	0	0	0
PROGRAM KEMAHIRAN- ILKA (IKTBN)																						
1	Kimpalan	0	0	0	0	0	0	0	0	0	0	0	0	0	0	0	0	0	0	0	0	0
PROGRAM APPRENTICESHIP- ILKA (GIATMARA)																						
1	Computer System And Networking	0	0	0	0	0	0	0	0	0	0	0	0	0	0	0	0	0	0	0	0	0
2	Teknologi Sistem Komputer	3	2	5	5	1	6	0	0	0	0	0	0	0	0	0	0	0	0	8	3	11
3	Desktop Publishing Artist	0	0	0	0	0	0	0	0	0	0	0	0	0	0	0	0	0	0	0	0	0
4	Graphic Design And Advertising	0	0	0	0	0	0	0	0	0	0	0	0	0	0	0	0	0	0	0	0	0
5	Multimedia Design And Production	0	0	0	0	0	0	0	0	0	0	0	0	0	0	0	0	0	0	0	0	0
6	Teknologi Animasi	0	0	0	0	0	0	0	0	0	0	0	0	0	0	0	0	0	0	0	0	0
7	Teknologi Fotografi	0	0	0	0	0	0	0	0	0	0	0	0	0	0	0	0	0	0	0	0	0
8	Teknologi Percetakan	0	0	0	0	0	0	0	0	0	0	0	0	0	0	0	0	0	0	0	0	0
9	Elektronik Industri	0	0	0	0	0	0	0	0	0	0	0	0	0	0	0	0	0	0	0	0	0
10	Mekatronik	0	0	0	0	0	0	0	0	0	0	0	0	0	0	0	0	0	0	0	0	0
11	Teknologi Elektronik Audio Visual	0	0	0	0	0	0	0	0	0	0	0	0	0	0	0	0	0	0	0	0	0
12	Fashion And Dressmaking	2	8	10	3	10	13	0	0	0	0	0	0	0	0	0	0	0	0	5	18	23
13	Hiasan Dalaman	0	0	0	0	0	0	0	0	0	0	0	0	0	0	0	0	0	0	0	0	0
14	Seni Sulaman Berkomputer**	0	0	0	0	0	0	0	0	0	0	0	0	0	0	0	0	0	0	0	0	0
15	Seni Reka Gaya Rambut	2	2	4	0	0	0	0	0	0	0	0	0	0	0	0	0	0	0	2	2	4
16	Solekan Dan Gaya Rambut	0	0	0	0	0	0	0	0	0	0	0	0	0	0	0	0	0	0	0	0	0
17	Solekan Dan Terapi Kecantikan	0	0	0	0	0	0	0	0	0	0	0	0	0	0	0	0	0	0	0	0	0
18	Holistic And Wellness Spa	0	0	0	0	1	1	0	0	0	0	0	0	0	0	0	0	0	0	0	1	1
19	Confectionary And Bakery	1	0	1	0	0	0	0	0	0	0	0	0	0	0	0	0	0	0	1	0	1
20	Masakan Dan Pramusaji	3	3	6	2	4	6	0	0	0	0	0	0	0	0	0	0	0	0	5	7	12
21	Teknologi Kimpalan Dan Fabrikasi Logam	6	0	6	2	0	2	0	0	0	0	0	0	0	0	0	0	0	0	8	0	8
22	Teknologi Penyejukkan Dan Penyaman Udara	8	0	8	2	0	2	0	0	0	0	0	0	0	0	0	0	0	0	10	0	10
23	Teknologi Automotif	14	0	14	19	0	19	0	0	0	0	0	0	0	0	0	0	0	0	33	0	33
24	Teknologi Baikpulih Dan Mengecat Kenderaan	4	0	4	0	0	0	0	0	0	0	0	0	0	0	0	0	0	0	4	0	4
25	Teknologi Motosikal	8	0	8	6	0	6	0	0	0	0	0	0	0	0	0	0	0	0	14	0	14
26	Building Technology	11	1	12	0	0	0	0	0	0	0	0	0	0	0	0	0	0	0	11	1	12
PROGRAM KV-ILKS																						
1	Teknologi Mekatronik	0	0	0	0	0	0	0	0	0	0	0	0	0	0	0	0	0	0	0	0	0
2	Teknologi Mekatronik Robotik	0	0	0	0	0	0	0	0	0	0	0	0	0	0	0	0	0	0	0	0	0
3	Teknologi Marin	0	0	0	0	0	0	0	0	0	0	0	0	0	0	0	0	0	0	0	0	0
4	Pengajian Nautikal	0	0	0	0	0	0	0	0	0	0	0	0	0	0	0	0	0	0	0	0	0
5	Kejuruteraan Kapal	0	0	0	0	0	0	0	0	0	0	0	0	0	0	0	0	0	0	0	0	0
6	Licensed Aircraft Maintenance Technician (Cat. 'A')	0	0	0	0	0	0	0	0	0	0	0	0	0	0	0	0	0	0	0	0	0
7	Teknologi Penjana Kuasa Elektrik	0	0	0	0	0	0	0	0	0	0	0	0	0	0	0	0	0	0	0	0	0
8	Teknologi Kesan Khas Visual	0	0	0	0	0	0	0	0	0	0	0	0	0	0	0	0	0	0	0	0	0
9	Teknologi Animasi 2D	0	0	0	0	0	0	0	0	0	0	0	0	0	0	0	0	0	0	0	0	0
10	Teknologi Pembuatan (Perkakasan - Alat Pemetong)	0	0	0	0	0	0	0	0	0	0	0	0	0	0	0	0	0	0	0	0	0
11	Teknologi Pembuatan (Perkakasan - Acuan)	0	0	0	0	0	0	0	0	0	0	0	0	0	0	0	0	0	0	0	0	0
12	Autotronik	0	0	0	0	0	0	0	0	0	0	0	0	0	0	0	0	0	0	0	0	0
13	Subsea Welding Technology	0	0	0	0	0	0	0	0	0	0	0	0	0	0	0	0	0	0	0	0	0
14	Oil and Gas Welding Technology	0	0	0	0	0	0	0	0	0	0	0	0	0	0	0	0	0	0	0	0	0
15	Aviation (Ground Handling & Ramp Service)	0	0	0	0	0	0	0	0	0	0	0	0	0	0	0	0	0	0	0	0	0
16	Collision Repair Re Engineering Technician	0	0	0	0	0	0	0	0	0	0	0	0	0	0	0	0	0	0	0	0	0
JUMLAH / TOTAL		62	16	78	39	16	55	0	0	0	0	0	0	0	0	0	35	11	46	136	43	179

Nota / Note :

\*\* Adalah Kursus Lanjutan yang memerlukan pelatih menjalani kursus latihan asas terlebih dahulu /  
This is an advance course in which trainees has to undergo/complete/pass the basic course

1.11.3 ENROLMEN KOLEJ VOKASIONAL - ILKA DAN ILKS SEPerti PADA 30 JUN 2018  
ENROLMENT IN VOCATIONAL COLLEGE - ILKA AND ILKA AS OF 30th JUNE 2018

## KELANTAN

No.	Kursus / Course	Tingkatan 4 (1 SKM) Form 4			Tingkatan 5 (2 SKM) Form 5			Tahun 1 (1 SVM) 1st Year			Tahun 2 (2 SVM) 2nd Year			Tahun 3 (1 DVM) 3rd Year			Tahun 4 (2 DVM) 4th Year			Jumlah Total		
		L/M	P/F	J/T	L/M	P/F	J/T	L/M	P/F	J/T	L/M	P/F	J/T	L/M	P/F	J/T	L/M	P/F	J/T	L/M	P/F	J/T
PROGRAM KV- ILKA (ILP)																						
1	Teknologi Elektronik Industri	0	0	0	0	0	0	0	0	0	0	0	0	0	0	0	0	0	0	0	0	0
2	Teknologi Instrumen Perindustrian	0	0	0	0	0	0	0	0	0	0	0	0	0	0	0	0	0	0	0	0	0
3	Teknologi Kenderaan Perdagangan Berat	0	0	0	0	0	0	0	0	0	0	0	0	0	0	0	0	0	0	0	0	0
4	Teknologi Komputer Sistem	0	0	0	0	0	0	0	0	0	0	0	0	0	0	0	0	0	0	0	0	0
5	Teknologi Mekatronik	0	0	0	0	0	0	0	0	0	0	0	0	0	0	0	0	0	0	0	0	0
6	Teknologi Pemesinan CNC	0	0	0	0	0	0	0	0	0	0	0	0	0	0	0	0	0	0	0	0	0
7	Teknologi Perisian (Pengaturcaraan)	0	0	0	0	0	0	0	0	0	0	0	0	0	0	0	0	0	0	0	0	0
8	Teknologi Plastik	0	0	0	0	0	0	0	0	0	0	0	0	0	0	0	0	0	0	0	0	0
9	Teknologi Reka Bentuk Produk Industri	0	0	0	0	0	0	0	0	0	0	0	0	0	0	0	0	0	0	0	0	0
PROGRAM KEMAHIRAN- ILKA (WISDEC)																						
1	Teknologi Pemprosesan Perabot	0	0	0	0	0	0	0	0	0	0	0	0	0	0	0	0	0	0	0	0	0
PROGRAM KEMAHIRAN- ILKA (IKTBN)																						
1	Kimpalan	0	0	0	0	0	0	0	0	0	0	0	0	0	0	0	0	0	0	0	0	0
PROGRAM APPRENTICESHIP- ILKA (GIATMARA)																						
1	Computer System And Networking	0	0	0	0	0	0	0	0	0	0	0	0	0	0	0	0	0	0	0	0	0
2	Teknologi Sistem Komputer	0	0	0	0	0	0	0	0	0	0	0	0	0	0	0	0	0	0	0	0	0
3	Desktop Publishing Artist	0	0	0	0	0	0	0	0	0	0	0	0	0	0	0	0	0	0	0	0	0
4	Graphic Design And Advertising	0	0	0	0	0	0	0	0	0	0	0	0	0	0	0	0	0	0	0	0	0
5	Multimedia Design And Production	0	0	0	0	0	0	0	0	0	0	0	0	0	0	0	0	0	0	0	0	0
6	Teknologi Animasi	0	0	0	0	0	0	0	0	0	0	0	0	0	0	0	0	0	0	0	0	0
7	Teknologi Fotografi	0	0	0	0	0	0	0	0	0	0	0	0	0	0	0	0	0	0	0	0	0
8	Teknologi Percetakan	0	0	0	0	0	0	0	0	0	0	0	0	0	0	0	0	0	0	0	0	0
9	Elektronik Industri	0	0	0	0	0	0	0	0	0	0	0	0	0	0	0	0	0	0	0	0	0
10	Mekatronik	0	0	0	0	0	0	0	0	0	0	0	0	0	0	0	0	0	0	0	0	0
11	Teknologi Elektronik Audio Visual	5	0	5	7	0	7	0	0	0	0	0	0	0	0	0	0	0	0	12	0	12
12	Fashion And Dressmaking	5	3	8	0	8	8	0	0	0	0	0	0	0	0	0	0	0	0	5	11	16
13	Hiasan Dalaman	0	5	5	5	4	9	0	0	0	0	0	0	0	0	0	0	0	0	5	9	14
14	Seni Sulaman Berkomputer**	0	0	0	0	2	2	0	0	0	0	0	0	0	0	0	0	0	0	0	2	2
15	Seni Reka Gaya Rambut	0	0	0	0	0	0	0	0	0	0	0	0	0	0	0	0	0	0	0	0	0
16	Solekan Dan Gaya Rambut	0	0	0	0	0	0	0	0	0	0	0	0	0	0	0	0	0	0	0	0	0
17	Solekan Dan Terapi Kecantikan	0	3	3	0	2	2	0	0	0	0	0	0	0	0	0	0	0	0	0	5	5
18	Holistic And Wellness Spa	0	0	0	0	0	0	0	0	0	0	0	0	0	0	0	0	0	0	0	0	0
19	Confectionary And Bakery	0	4	4	1	2	3	0	0	0	0	0	0	0	0	0	0	0	0	1	6	7
20	Masakan Dan Pramusaji	0	2	2	0	0	0	0	0	0	0	0	0	0	0	0	0	0	0	0	2	2
21	Teknologi Kimpalan Dan Fabrikasi Logam	2	0	2	0	0	0	0	0	0	0	0	0	0	0	0	0	0	0	2	0	2
22	Teknologi Penyejukbekuan Dan Penyaman Udara	0	0	0	0	0	0	0	0	0	0	0	0	0	0	0	0	0	0	0	0	0
23	Teknologi Automotif	17	0	17	10	0	10	0	0	0	0	0	0	0	0	0	0	0	0	27	0	27
24	Teknologi Baikpulih Dan Mengecat Kenderaan	11	2	13	10	0	10	0	0	0	0	0	0	0	0	0	0	0	0	21	2	23
25	Teknologi Motosikal	4	0	4	5	0	5	0	0	0	0	0	0	0	0	0	0	0	0	9	0	9
26	Building Technology	3	0	3	0	0	0	0	0	0	0	0	0	0	0	0	0	0	0	3	0	3
PROGRAM KV-ILKS																						
1	Teknologi Mekatronik	0	0	0	0	0	0	0	0	0	0	0	0	0	0	0	0	0	0	0	0	0
2	Teknologi Mekatronik Robotik	0	0	0	0	0	0	0	0	0	0	0	0	0	0	0	0	0	0	0	0	0
3	Teknologi Marin	0	0	0	0	0	0	0	0	0	0	0	0	0	0	0	0	0	0	0	0	0
4	Pengajian Nautikal	0	0	0	0	0	0	0	0	0	0	0	0	0	0	0	0	0	0	0	0	0
5	Kejuruteraan Kapal	0	0	0	0	0	0	0	0	0	0	0	0	0	0	0	0	0	0	0	0	0
6	Licensed Aircraft Maintenance Technician (Cat. 'A')	0	0	0	0	0	0	0	0	0	0	0	0	0	0	0	0	0	0	0	0	0
7	Teknologi Penjanaan Kuasa Elektrik	0	0	0	0	0	0	0	0	0	0	0	0	0	0	0	0	0	0	0	0	0
8	Teknologi Kesan Khas Visual	0	0	0	0	0	0	0	0	0	0	0	0	0	0	0	0	0	0	0	0	0
9	Teknologi Animasi 2D	0	0	0	0	0	0	0	0	0	0	0	0	0	0	0	0	0	0	0	0	0
10	Teknologi Pembuatan (Perkakasan - Alat Pemetong)	0	0	0	0	0	0	0	0	0	0	0	0	0	0	0	0	0	0	0	0	0
11	Teknologi Pembuatan (Perkakasan - Acuan)	0	0	0	0	0	0	0	0	0	0	0	0	0	0	0	0	0	0	0	0	0
12	Autotronik	0	0	0	0	0	0	0	0	0	0	0	0	0	0	0	0	0	0	0	0	0
13	Subsea Welding Technology	0	0	0	0	0	0	0	0	0	0	0	0	0	0	0	0	0	0	0	0	0
14	Oil and Gas Welding Technology	0	0	0	0	0	0	0	0	0	0	0	0	0	0	0	0	0	0	0	0	0
15	Aviation (Ground Handling & Ramp Service)	0	0	0	0	0	0	0	0	0	0	0	0	0	0	0	0	0	0	0	0	0
16	Collision Repair Re Engineering Technician	0	0	0	0	0	0	0	0	0	0	0	0	0	0	0	0	0	0	0	0	0
JUMLAH / TOTAL		47	19	66	38	18	56	0	0	0	0	0	0	0	0	0	0	0	0	85	37	122

Nota / Note :

\*\* Adalah Kursus Lanjutan yang memerlukan pelatih menjalani kursus latihan asas terlebih dahulu /  
This is an advance course in which trainees has to undergo/complete/pass the basic course

1.11.4 ENROLMEN KOLEJ VOKASIONAL - ILKA DAN ILKS SEPerti PADA 30 JUN 2018  
ENROLMENT IN VOCATIONAL COLLEGE - ILKA AND ILKS AS OF 30th JUNE 2018

## MELAKA

No.	Kursus / Course	Tingkatan 4 (1 SKM) Form 4			Tingkatan 5 (2 SKM) Form 5			Tahun 1 (1 SVM) 1st Year			Tahun 2 (2 SVM) 2nd Year			Tahun 3 (1 DVM) 3rd Year			Tahun 4 (2 DVM) 4th Year			Jumlah Total		
		L/M	P/F	J/T	L/M	P/F	J/T	L/M	P/F	J/T	L/M	P/F	J/T	L/M	P/F	J/T	L/M	P/F	J/T	L/M	P/F	J/T
PROGRAM KV- ILKA (ILP)																						
1	Teknologi Elektronik Industri	0	0	0	0	0	0	0	0	0	0	0	0	0	0	0	0	0	0	0	0	0
2	Teknologi Instrumen Perindustrian	0	0	0	0	0	0	0	0	0	0	0	0	0	0	0	15	4	19	15	4	19
3	Teknologi Kenderaan Perdagangan Berat	0	0	0	0	0	0	0	0	0	0	0	0	0	0	0	0	0	0	0	0	0
4	Teknologi Komputer Sistem	0	0	0	0	0	0	0	0	0	0	0	0	0	0	0	0	0	0	0	0	0
5	Teknologi Mekatronik	0	0	0	0	0	0	0	0	0	0	0	0	0	0	0	0	0	0	0	0	0
6	Teknologi Pemesinan CNC	0	0	0	0	0	0	0	0	0	0	0	0	0	0	0	0	0	0	0	0	0
7	Teknologi Perisian (Pengaturcaraan)	0	0	0	0	0	0	0	0	0	0	0	0	0	0	0	13	19	32	13	19	32
8	Teknologi Plastik	0	0	0	0	0	0	0	0	0	0	0	0	0	0	0	15	9	24	15	9	24
9	Teknologi Reka Bentuk Produk Industri	0	0	0	0	0	0	0	0	0	0	0	0	0	0	0	19	10	29	19	10	29
PROGRAM KEMAHIRAN- ILKA (WISDEC)																						
1	Teknologi Pemprosesan Perabot	0	0	0	0	0	0	0	0	0	0	0	0	0	0	0	0	0	0	0	0	0
PROGRAM KEMAHIRAN- ILKA (IKTBN)																						
1	Kimpalan	0	0	0	0	0	0	0	0	0	0	0	0	0	0	0	0	0	0	0	0	0
PROGRAM APPRENTICESHIP- ILKA (GIATMARA)																						
1	Computer System And Networking	0	0	0	0	0	0	0	0	0	0	0	0	0	0	0	0	0	0	0	0	0
2	Teknologi Sistem Komputer	1	1	2	3	0	3	0	0	0	0	0	0	0	0	0	0	0	0	4	1	5
3	Desktop Publishing Artist	0	0	0	0	0	0	0	0	0	0	0	0	0	0	0	0	0	0	0	0	0
4	Graphic Design And Advertising	0	0	0	0	0	0	0	0	0	0	0	0	0	0	0	0	0	0	0	0	0
5	Multimedia Design And Production	0	0	0	0	0	0	0	0	0	0	0	0	0	0	0	0	0	0	0	0	0
6	Teknologi Animasi	0	0	0	0	0	0	0	0	0	0	0	0	0	0	0	0	0	0	0	0	0
7	Teknologi Fotografi	0	0	0	0	0	0	0	0	0	0	0	0	0	0	0	0	0	0	0	0	0
8	Teknologi Percetakan	0	0	0	0	0	0	0	0	0	0	0	0	0	0	0	0	0	0	0	0	0
9	Elektronik Industri	3	2	5	3	2	5	0	0	0	0	0	0	0	0	0	0	0	0	6	4	10
10	Mekatronik	0	0	0	0	0	0	0	0	0	0	0	0	0	0	0	0	0	0	0	0	0
11	Teknologi Elektronik Audio Visual	5	0	5	4	0	4	0	0	0	0	0	0	0	0	0	0	0	0	9	0	9
12	Fashion And Dressmaking	0	0	0	0	5	5	0	0	0	0	0	0	0	0	0	0	0	0	0	5	5
13	Hiasan Dalaman	0	0	0	0	0	0	0	0	0	0	0	0	0	0	0	0	0	0	0	0	0
14	Seni Sulaman Berkomputer**	0	0	0	0	0	0	0	0	0	0	0	0	0	0	0	0	0	0	0	0	0
15	Seni Reka Gaya Rambut	0	0	0	0	0	0	0	0	0	0	0	0	0	0	0	0	0	0	0	0	0
16	Solekan Dan Gaya Rambut	0	0	0	0	0	0	0	0	0	0	0	0	0	0	0	0	0	0	0	0	0
17	Solekan Dan Terapi Kecantikan	0	2	2	0	5	5	0	0	0	0	0	0	0	0	0	0	0	0	0	7	7
18	Holistic And Wellness Spa	0	0	0	0	0	0	0	0	0	0	0	0	0	0	0	0	0	0	0	0	0
19	Confectionary And Bakery	2	2	4	2	3	5	0	0	0	0	0	0	0	0	0	0	0	0	4	5	9
20	Masakan Dan Pramusaji	2	0	2	2	3	5	0	0	0	0	0	0	0	0	0	0	0	0	4	3	7
21	Teknologi Kimpalan Dan Fabrikasi Logam	4	0	4	5	0	5	0	0	0	0	0	0	0	0	0	0	0	0	9	0	9
22	Teknologi Penyejukbekuan Dan Penyaman Udara	9	0	9	9	0	9	0	0	0	0	0	0	0	0	0	0	0	0	18	0	18
23	Teknologi Automotif	9	0	9	5	0	5	0	0	0	0	0	0	0	0	0	0	0	0	14	0	14
24	Teknologi Baikpulih Dan Mengecat Kenderaan	1	0	1	0	0	0	0	0	0	0	0	0	0	0	0	0	0	0	1	0	1
25	Teknologi Motosikal	0	0	0	0	0	0	0	0	0	0	0	0	0	0	0	0	0	0	0	0	0
26	Building Technology	0	0	0	0	0	0	0	0	0	0	0	0	0	0	0	0	0	0	0	0	0
PROGRAM KV-ILKS																						
1	Teknologi Mekatronik	0	0	0	0	0	0	0	0	0	0	0	0	0	0	0	0	0	0	0	0	0
2	Teknologi Mekatronik Robotik	0	0	0	0	0	0	0	0	0	0	0	0	0	0	0	0	0	0	0	0	0
3	Teknologi Marin	0	0	0	0	0	0	0	0	0	0	0	0	0	0	0	0	0	0	0	0	0
4	Pengajian Nautikal	0	0	0	0	0	0	0	0	0	0	0	0	0	0	0	0	0	0	0	0	0
5	Kejuruteraan Kapal	0	0	0	0	0	0	0	0	0	0	0	0	0	0	0	0	0	0	0	0	0
6	Licensed Aircraft Maintenance Technician (Cat. 'A')	0	0	0	0	0	0	0	0	0	0	0	0	0	0	0	0	0	0	0	0	0
7	Teknologi Penjanaan Kuasa Elektrik	0	0	0	0	0	0	0	0	0	0	0	0	0	0	0	0	0	0	0	0	0
8	Teknologi Kesan Khas Visual	0	0	0	0	0	0	0	0	0	0	0	0	0	0	0	0	0	0	0	0	0
9	Teknologi Animasi 2D	0	0	0	0	0	0	0	0	0	0	0	0	0	0	0	0	0	0	0	0	0
10	Teknologi Pembuatan (Perkakasan - Alat Pemetong)	0	0	0	0	0	0	0	0	0	0	0	0	0	0	0	0	0	0	0	0	0
11	Teknologi Pembuatan (Perkakasan - Acuan)	0	0	0	0	0	0	0	0	0	0	0	0	0	0	0	0	0	0	0	0	0
12	Autotronik	0	0	0	0	0	0	0	0	0	0	0	0	0	0	0	0	0	0	0	0	0
13	Subsea Welding Technology	0	0	0	0	0	0	0	0	0	0	0	0	0	0	0	0	0	0	0	0	0
14	Oil and Gas Welding Technology	0	0	0	0	0	0	0	0	0	0	0	0	0	0	0	0	0	0	0	0	0
15	Aviation (Ground Handling & Ramp Service)	0	0	0	0	0	0	0	0	0	0	0	0	0	0	0	0	0	0	0	0	0
16	Collision Repair Re Engineering Technician	0	0	0	0	0	0	0	0	0	0	0	0	0	0	0	0	0	0	0	0	0
JUMLAH / TOTAL		36	7	43	33	18	51	0	0	0	0	0	0	0	0	0	62	42	104	131	67	198

Nota / Note :

\*\* Adalah Kursus Lanjutan yang memerlukan pelatih menjalani kursus latihan asas terlebih dahulu /  
This is an advance course in which trainees has to undergo/complete/pass the basic course

1.11.5 ENROLMEN KOLEJ VOKASIONAL - ILKA DAN ILKS SEPerti PADA 30 JUN 2018  
ENROLMENT IN VOCATIONAL COLLEGE - ILKA AND ILKA AS OF 30th JUNE 2018

## NEGERI SEMBILAN

No.	Kursus / Course	Tingkatan 4 (1 SKM) Form 4			Tingkatan 5 (2 SKM) Form 5			Tahun 1 (1 SVM) 1st Year			Tahun 2 (2 SVM) 2nd Year			Tahun 3 (1 DVM) 3rd Year			Tahun 4 (2 DVM) 4th Year			Jumlah Total		
		L/M	P/F	J/T	L/M	P/F	J/T	L/M	P/F	J/T	L/M	P/F	J/T	L/M	P/F	J/T	L/M	P/F	J/T	L/M	P/F	J/T
PROGRAM KV- ILKA (ILP)																						
1	Teknologi Elektronik Industri	0	0	0	0	0	0	0	0	0	0	0	0	0	0	0	0	0	0	0	0	0
2	Teknologi Instrumen Perindustrian	0	0	0	0	0	0	0	0	0	0	0	0	0	0	0	0	0	0	0	0	0
3	Teknologi Kenderaan Perdagangan Berat	0	0	0	0	0	0	0	0	0	0	0	0	0	0	0	0	0	0	0	0	0
4	Teknologi Komputer Sistem	0	0	0	0	0	0	0	0	0	0	0	0	0	0	0	0	0	0	0	0	0
5	Teknologi Mekatronik	0	0	0	0	0	0	0	0	0	0	0	0	0	0	0	11	6	17	11	6	17
6	Teknologi Pemesinan CNC	0	0	0	0	0	0	0	0	0	0	0	0	0	0	0	0	0	0	0	0	0
7	Teknologi Perisian (Pengaturcaraan)	0	0	0	0	0	0	0	0	0	0	0	0	0	0	0	0	0	0	0	0	0
8	Teknologi Plastik	0	0	0	0	0	0	0	0	0	0	0	0	0	0	0	0	0	0	0	0	0
9	Teknologi Reka Bentuk Produk Industri	0	0	0	0	0	0	0	0	0	0	0	0	0	0	0	0	0	0	0	0	0
PROGRAM KEMAHIRAN- ILKA (WISDEC)																						
1	Teknologi Pemprosesan Perabot	0	0	0	0	0	0	0	0	0	0	0	0	0	0	0	0	0	0	0	0	0
PROGRAM KEMAHIRAN- ILKA (IKTBN)																						
1	Kimpalan	0	0	0	0	0	0	0	0	0	0	0	0	0	0	0	0	0	0	0	0	0
PROGRAM APPRENTICESHIP- ILKA (GIATMARA)																						
1	Computer System And Networking	0	0	0	0	0	0	0	0	0	0	0	0	0	0	0	0	0	0	0	0	0
2	Teknologi Sistem Komputer	0	0	0	0	0	0	0	0	0	0	0	0	0	0	0	0	0	0	0	0	0
3	Desktop Publishing Artist	0	0	0	0	0	0	0	0	0	0	0	0	0	0	0	0	0	0	0	0	0
4	Graphic Design And Advertising	0	0	0	0	0	0	0	0	0	0	0	0	0	0	0	0	0	0	0	0	0
5	Multimedia Design And Production	0	0	0	0	0	0	0	0	0	0	0	0	0	0	0	0	0	0	0	0	0
6	Teknologi Animasi	0	0	0	0	0	0	0	0	0	0	0	0	0	0	0	0	0	0	0	0	0
7	Teknologi Fotografi	0	0	0	0	0	0	0	0	0	0	0	0	0	0	0	0	0	0	0	0	0
8	Teknologi Percetakan	0	0	0	0	0	0	0	0	0	0	0	0	0	0	0	0	0	0	0	0	0
9	Elektronik Industri	0	0	0	0	0	0	0	0	0	0	0	0	0	0	0	0	0	0	0	0	0
10	Mekatronik	0	0	0	0	0	0	0	0	0	0	0	0	0	0	0	0	0	0	0	0	0
11	Teknologi Elektronik Audio Visual	0	0	0	0	0	0	0	0	0	0	0	0	0	0	0	0	0	0	0	0	0
12	Fashion And Dressmaking	0	6	6	1	3	4	0	0	0	0	0	0	0	0	0	0	0	0	1	9	10
13	Hiasan Dalaman	0	0	0	0	0	0	0	0	0	0	0	0	0	0	0	0	0	0	0	0	0
14	Seni Sulaman Berkomputer**	0	0	0	0	0	0	0	0	0	0	0	0	0	0	0	0	0	0	0	0	0
15	Seni Reka Gaya Rambut	0	0	0	1	0	1	0	0	0	0	0	0	0	0	0	0	0	0	1	0	1
16	Solekan Dan Gaya Rambut	0	0	0	0	0	0	0	0	0	0	0	0	0	0	0	0	0	0	0	0	0
17	Solekan Dan Terapi Kecantikan	0	2	2	0	0	0	0	0	0	0	0	0	0	0	0	0	0	0	0	2	2
18	Holistic And Wellness Spa	0	0	0	0	0	0	0	0	0	0	0	0	0	0	0	0	0	0	0	0	0
19	Confectionary And Bakery	0	0	0	0	0	0	0	0	0	0	0	0	0	0	0	0	0	0	0	0	0
20	Masakan Dan Pramusaji	0	0	0	0	0	0	0	0	0	0	0	0	0	0	0	0	0	0	0	0	0
21	Teknologi Kimpalan Dan Fabrikasi Logam	2	0	2	6	0	6	0	0	0	0	0	0	0	0	0	0	0	0	8	0	8
22	Teknologi Penyejukbekuan Dan Penyaman Udara	2	0	2	5	0	5	0	0	0	0	0	0	0	0	0	0	0	0	7	0	7
23	Teknologi Automotif	0	0	0	0	0	0	0	0	0	0	0	0	0	0	0	0	0	0	0	0	0
24	Teknologi Baikpulih Dan Mengecat Kenderaan	0	0	0	0	0	0	0	0	0	0	0	0	0	0	0	0	0	0	0	0	0
25	Teknologi Motosikal	8	0	8	11	0	11	0	0	0	0	0	0	0	0	0	0	0	0	19	0	19
26	Building Technology	3	0	3	0	0	0	0	0	0	0	0	0	0	0	0	0	0	0	3	0	3
PROGRAM KV-ILKS																						
1	Teknologi Mekatronik	0	0	0	0	0	0	0	0	0	0	0	0	0	0	0	0	0	0	0	0	0
2	Teknologi Mekatronik Robotik	0	0	0	0	0	0	0	0	0	0	0	0	0	0	0	0	0	0	0	0	0
3	Teknologi Marin	0	0	0	0	0	0	0	0	0	0	0	0	0	0	0	0	0	0	0	0	0
4	Pengajian Nautikal	0	0	0	0	0	0	0	0	0	0	0	0	0	0	0	0	0	0	0	0	0
5	Kejuruteraan Kapal	0	0	0	0	0	0	0	0	0	0	0	0	0	0	0	0	0	0	0	0	0
6	Licensed Aircraft Maintenance Technician (Cat. 'A')	0	0	0	0	0	0	0	0	0	0	0	0	0	0	0	0	0	0	0	0	0
7	Teknologi Penjanaan Kuasa Elektrik	0	0	0	0	0	0	0	0	0	0	0	0	0	0	0	0	0	0	0	0	0
8	Teknologi Kesan Khas Visual	0	0	0	0	0	0	0	0	0	0	0	0	0	0	0	0	0	0	0	0	0
9	Teknologi Animasi 2D	0	0	0	0	0	0	0	0	0	0	0	0	0	0	0	0	0	0	0	0	0
10	Teknologi Pembuatan (Perkakasan - Alat Pemetong)	0	0	0	0	0	0	0	0	0	0	0	0	0	0	0	0	0	0	0	0	0
11	Teknologi Pembuatan (Perkakasan - Acuan)	0	0	0	0	0	0	0	0	0	0	0	0	0	0	0	0	0	0	0	0	0
12	Autotronik	0	0	0	0	0	0	0	0	0	0	0	0	0	0	0	0	0	0	0	0	0
13	Subsea Welding Technology	0	0	0	0	0	0	0	0	0	0	0	0	0	0	0	0	0	0	0	0	0
14	Oil and Gas Welding Technology	0	0	0	0	0	0	0	0	0	0	0	0	0	0	0	0	0	0	0	0	0
15	Aviation (Ground Handling & Ramp Service)	0	0	0	0	0	0	0	0	0	0	0	0	0	0	0	0	0	0	0	0	0
16	Collision Repair Re Engineering Technician	0	0	0	0	0	0	0	0	0	0	0	0	0	0	0	0	0	0	0	0	0
JUMLAH / TOTAL		15	8	23	24	3	27	0	0	0	0	0	0	0	0	11	6	17	50	17	67	

Nota / Note :

\*\* Adalah Kursus Lanjutan yang memerlukan pelatih menjalani kursus latihan asas terlebih dahulu /  
This is an advance course in which trainees has to undergo/complete/pass the basic course

1.11.6 ENROLMEN KOLEJ VOKASIONAL - ILKA DAN ILKS SEPERTI PADA 30 JUN 2018  
ENROLMENT IN VOCATIONAL COLLEGE - ILKA AND ILKA AS OF 30th JUNE 2018

## PAHANG

No.	Kursus / Course	Tingkatan 4 (1 SKM) Form 4			Tingkatan 5 (2 SKM) Form 5			Tahun 1 (1 SVM) 1st Year			Tahun 2 (2 SVM) 2nd Year			Tahun 3 (1 DVM) 3rd Year			Tahun 4 (2 DVM) 4th Year			Jumlah Total		
		L/M	P/F	J/T	L/M	P/F	J/T	L/M	P/F	J/T	L/M	P/F	J/T	L/M	P/F	J/T	L/M	P/F	J/T	L/M	P/F	J/T
<b>PROGRAM KV- ILKA (ILP)</b>																						
1	Teknologi Elektronik Industri	0	0	0	0	0	0	0	0	0	0	0	0	0	0	0	0	0	0	0	0	0
2	Teknologi Instrumen Perindustrian	0	0	0	0	0	0	0	0	0	0	0	0	0	0	0	0	0	0	0	0	0
3	Teknologi Kenderaan Perdagangan Berat	0	0	0	0	0	0	0	0	0	0	0	0	0	0	0	0	0	0	0	0	0
4	Teknologi Komputer Sistem	0	0	0	0	0	0	0	0	0	0	0	0	0	0	0	0	0	0	0	0	0
5	Teknologi Mekatronik	0	0	0	0	0	0	0	0	0	0	0	0	0	0	0	0	0	0	0	0	0
6	Teknologi Pemesinan CNC	0	0	0	0	0	0	0	0	0	0	0	0	0	0	0	0	0	0	0	0	0
7	Teknologi Perisian (Pengaturcaraan)	0	0	0	0	0	0	0	0	0	0	0	0	0	0	0	0	0	0	0	0	0
8	Teknologi Plastik	0	0	0	0	0	0	0	0	0	0	0	0	0	0	0	0	0	0	0	0	0
9	Teknologi Reka Bentuk Produk Industri	0	0	0	0	0	0	0	0	0	0	0	0	0	0	0	0	0	0	0	0	0
<b>PROGRAM KEMAHIRAN- ILKA (WISDEC)</b>																						
1	Teknologi Pemprosesan Perabot	0	0	0	0	0	0	0	0	0	0	0	0	0	0	0	0	0	0	0	0	0
<b>PROGRAM KEMAHIRAN- ILKA (IKTBN)</b>																						
1	Kimpalan	0	0	0	0	0	0	0	0	0	0	0	0	0	0	0	0	0	0	0	0	0
<b>PROGRAM APPRENTICESHIP- ILKA (GIATMARA)</b>																						
1	Computer System And Networking	0	0	0	0	0	0	0	0	0	0	0	0	0	0	0	0	0	0	0	0	0
2	Teknologi Sistem Komputer	0	0	0	0	0	0	0	0	0	0	0	0	0	0	0	0	0	0	0	0	0
3	Desktop Publishing Artist	0	0	0	0	0	0	0	0	0	0	0	0	0	0	0	0	0	0	0	0	0
4	Graphic Design And Advertising	1	0	1	0	0	0	0	0	0	0	0	0	0	0	0	0	0	0	1	0	1
5	Multimedia Design And Production	0	0	0	0	0	0	0	0	0	0	0	0	0	0	0	0	0	0	0	0	0
6	Teknologi Animasi	0	0	0	0	0	0	0	0	0	0	0	0	0	0	0	0	0	0	0	0	0
7	Teknologi Fotografi	0	0	0	0	0	0	0	0	0	0	0	0	0	0	0	0	0	0	0	0	0
8	Teknologi Percetakan	0	0	0	0	0	0	0	0	0	0	0	0	0	0	0	0	0	0	0	0	0
9	Elektronik Industri	0	0	0	0	0	0	0	0	0	0	0	0	0	0	0	0	0	0	0	0	0
10	Mekatronik	0	0	0	0	0	0	0	0	0	0	0	0	0	0	0	0	0	0	0	0	0
11	Teknologi Elektronik Audio Visual	0	0	0	0	0	0	0	0	0	0	0	0	0	0	0	0	0	0	0	0	0
12	Fashion And Dressmaking	0	2	2	0	0	0	0	0	0	0	0	0	0	0	0	0	0	0	0	2	2
13	Hiasan Dalaman	0	0	0	0	0	0	0	0	0	0	0	0	0	0	0	0	0	0	0	0	0
14	Seni Sulaman Berkomputer**	0	0	0	0	0	0	0	0	0	0	0	0	0	0	0	0	0	0	0	0	0
15	Seni Reka Gaya Rambut	0	5	5	0	0	0	0	0	0	0	0	0	0	0	0	0	0	0	0	5	5
16	Solekan Dan Gaya Rambut	0	0	0	0	2	2	0	0	0	0	0	0	0	0	0	0	0	0	0	2	2
17	Solekan Dan Terapi Kecantikan	0	0	0	0	0	0	0	0	0	0	0	0	0	0	0	0	0	0	0	0	0
18	Holistic And Wellness Spa	0	0	0	0	0	0	0	0	0	0	0	0	0	0	0	0	0	0	0	0	0
19	Confectionary And Bakery	0	0	0	0	0	0	0	0	0	0	0	0	0	0	0	0	0	0	0	0	0
20	Masakan Dan Pramusaji	0	3	3	1	3	4	0	0	0	0	0	0	0	0	0	0	0	0	1	6	7
21	Teknologi Kimpalan Dan Fabrikasi Logam	19	0	19	15	0	15	0	0	0	0	0	0	0	0	0	0	0	0	34	0	34
22	Teknologi Penyejukkan Dan Penyaman Udara	1	0	1	0	0	0	0	0	0	0	0	0	0	0	0	0	0	0	1	0	1
23	Teknologi Automotif	13	0	13	26	0	26	0	0	0	0	0	0	0	0	0	0	0	0	39	0	39
24	Teknologi Baikpulih Dan Mengecat Kenderaan	3	0	3	1	0	1	0	0	0	0	0	0	0	0	0	0	0	0	4	0	4
25	Teknologi Motosikal	16	0	16	10	1	11	0	0	0	0	0	0	0	0	0	0	0	0	26	1	27
26	Building Technology	0	0	0	0	0	0	0	0	0	0	0	0	0	0	0	0	0	0	0	0	0
<b>PROGRAM KV-ILKS</b>																						
1	Teknologi Mekatronik	0	0	0	0	0	0	0	0	0	0	0	0	0	0	0	0	0	0	0	0	0
2	Teknologi Mekatronik Robotik	0	0	0	0	0	0	0	0	0	0	0	0	0	0	0	0	0	0	0	0	0
3	Teknologi Marin	0	0	0	0	0	0	0	0	0	0	0	0	0	0	0	0	0	0	0	0	0
4	Pengajian Nautikal	0	0	0	0	0	0	0	0	0	0	0	0	0	0	0	0	0	0	0	0	0
5	Kejuruteraan Kapal	0	0	0	0	0	0	0	0	0	0	0	0	0	0	0	0	0	0	0	0	0
6	Licensed Aircraft Maintenance Technician (Cat. A')	0	0	0	0	0	0	0	0	0	0	0	0	0	0	0	89	11	100	89	11	100
7	Teknologi Penjanaan Kuasa Elektrik	0	0	0	0	0	0	0	0	0	0	0	0	0	0	0	0	0	0	0	0	0
8	Teknologi Kesan Khas Visual	0	0	0	0	0	0	0	0	0	0	0	0	0	0	0	0	0	0	0	0	0
9	Teknologi Animasi 2D	0	0	0	0	0	0	0	0	0	0	0	0	0	0	0	0	0	0	0	0	0
10	Teknologi Pembuatan (Perkakasan - Alat Pemetong)	0	0	0	0	0	0	0	0	0	0	0	0	0	0	0	0	0	0	0	0	0
11	Teknologi Pembuatan (Perkakasan - Acuan)	0	0	0	0	0	0	0	0	0	0	0	0	0	0	0	0	0	0	0	0	0
12	Autotronik	0	0	0	0	0	0	0	0	0	0	0	0	0	0	0	0	0	0	0	0	0
13	Subsea Welding Technology	0	0	0	0	0	0	0	0	0	0	0	0	0	0	0	0	0	0	0	0	0
14	Oil and Gas Welding Technology	0	0	0	0	0	0	0	0	0	0	0	0	0	0	0	0	0	0	0	0	0
15	Aviation (Ground Handling & Ramp Service)	0	0	0	0	0	0	0	0	0	0	0	0	0	0	0	0	0	0	0	0	0
16	Collision Repair Re Engineering Technician	0	0	0	0	0	0	0	0	0	0	0	0	0	0	0	0	0	0	0	0	0
<b>JUMLAH / TOTAL</b>		<b>53</b>	<b>10</b>	<b>63</b>	<b>53</b>	<b>6</b>	<b>59</b>	<b>0</b>	<b>0</b>	<b>0</b>	<b>0</b>	<b>0</b>	<b>0</b>	<b>0</b>	<b>0</b>	<b>0</b>	<b>89</b>	<b>11</b>	<b>100</b>	<b>195</b>	<b>27</b>	<b>222</b>

Nota / Note :

\*\* Adalah Kursus Lanjutan yang memerlukan pelatih menjalani kursus latihan asas terlebih dahulu /  
This is an advance course in which trainees has to undergo/complete/pass the basic course

1.11.7 ENROLMEN KOLEJ VOKASIONAL - ILKA DAN ILKS SEPERTI PADA 30 JUN 2018  
ENROLMENT IN VOCATIONAL COLLEGE - ILKA AND ILKA AS OF 30th JUNE 2018

## PERAK

No.	Kursus / Course	Tingkatan 4 (1 SKM) Form 4			Tingkatan 5 (2 SKM) Form 5			Tahun 1 (1 SVM) 1st Year			Tahun 2 (2 SVM) 2nd Year			Tahun 3 (1 DVM) 3rd Year			Tahun 4 (2 DVM) 4th Year			Jumlah Total		
		L/M	P/F	J/T	L/M	P/F	J/T	L/M	P/F	J/T	L/M	P/F	J/T	L/M	P/F	J/T	L/M	P/F	J/T	L/M	P/F	J/T
PROGRAM KV- ILKA (ILP)																						
1	Teknologi Elektronik Industri	0	0	0	0	0	0	0	0	0	0	0	0	0	0	0	0	0	0	0	0	0
2	Teknologi Instrumen Perindustrian	0	0	0	0	0	0	0	0	0	0	0	0	0	0	0	0	0	0	0	0	0
3	Teknologi Kenderaan Perdagangan Berat	0	0	0	0	0	0	0	0	0	0	0	0	0	0	0	0	0	0	0	0	0
4	Teknologi Komputer Sistem	0	0	0	0	0	0	0	0	0	0	0	0	0	0	0	0	0	0	0	0	0
5	Teknologi Mekatronik	0	0	0	0	0	0	0	0	0	0	0	0	0	0	0	0	0	0	0	0	0
6	Teknologi Pemesinan CNC	0	0	0	0	0	0	0	0	0	0	0	0	0	0	0	0	0	0	0	0	0
7	Teknologi Perisian (Pengaturcaraan)	0	0	0	0	0	0	0	0	0	0	0	0	0	0	0	0	0	0	0	0	0
8	Teknologi Plastik	0	0	0	0	0	0	0	0	0	0	0	0	0	0	0	0	0	0	0	0	0
9	Teknologi Reka Bentuk Produk Industri	0	0	0	0	0	0	0	0	0	0	0	0	0	0	0	0	0	0	0	0	0
PROGRAM KEMAHIRAN- ILKA (WISDEC)																						
1	Teknologi Pemprosesan Perabot	0	0	0	0	0	0	0	0	0	0	0	0	0	0	0	0	0	0	0	0	0
PROGRAM KEMAHIRAN- ILKA (IKTBN)																						
1	Kimpalan	0	0	0	0	0	0	0	0	0	0	0	0	0	0	0	0	0	0	0	0	0
PROGRAM APPRENTICESHIP- ILKA (GIATMARA)																						
1	Computer System And Networking	0	0	0	0	0	0	0	0	0	0	0	0	0	0	0	0	0	0	0	0	0
2	Teknologi Sistem Komputer	1	0	1	2	0	2	0	0	0	0	0	0	0	0	0	0	0	0	3	0	3
3	Desktop Publishing Artist	0	0	0	0	0	0	0	0	0	0	0	0	0	0	0	0	0	0	0	0	0
4	Graphic Design And Advertising	0	0	0	0	0	0	0	0	0	0	0	0	0	0	0	0	0	0	0	0	0
5	Multimedia Design And Production	0	0	0	0	0	0	0	0	0	0	0	0	0	0	0	0	0	0	0	0	0
6	Teknologi Animasi	0	0	0	0	0	0	0	0	0	0	0	0	0	0	0	0	0	0	0	0	0
7	Teknologi Fotografi	0	0	0	0	0	0	0	0	0	0	0	0	0	0	0	0	0	0	0	0	0
8	Teknologi Percetakan	0	0	0	0	0	0	0	0	0	0	0	0	0	0	0	0	0	0	0	0	0
9	Elektronik Industri	0	0	0	0	0	0	0	0	0	0	0	0	0	0	0	0	0	0	0	0	0
10	Mekatronik	0	0	0	0	0	0	0	0	0	0	0	0	0	0	0	0	0	0	0	0	0
11	Teknologi Elektronik Audio Visual	0	0	0	0	0	0	0	0	0	0	0	0	0	0	0	0	0	0	0	0	0
12	Fashion And Dressmaking	0	2	2	0	7	7	0	0	0	0	0	0	0	0	0	0	0	0	0	9	9
13	Hiasan Dalaman	0	0	0	0	0	0	0	0	0	0	0	0	0	0	0	0	0	0	0	0	0
14	Seni Sulaman Berkomputer**	0	0	0	0	0	0	0	0	0	0	0	0	0	0	0	0	0	0	0	0	0
15	Seni Reka Gaya Rambut	0	0	0	0	0	0	0	0	0	0	0	0	0	0	0	0	0	0	0	0	0
16	Solekan Dan Gaya Rambut	0	0	0	0	0	0	0	0	0	0	0	0	0	0	0	0	0	0	0	0	0
17	Solekan Dan Terapi Kecantikan	0	1	1	0	5	5	0	0	0	0	0	0	0	0	0	0	0	0	0	6	6
18	Holistic And Wellness Spa	0	0	0	0	0	0	0	0	0	0	0	0	0	0	0	0	0	0	0	0	0
19	Confectionary And Bakery	0	0	0	0	0	0	0	0	0	0	0	0	0	0	0	0	0	0	0	0	0
20	Masakan Dan Pramusaji	0	0	0	0	0	0	0	0	0	0	0	0	0	0	0	0	0	0	0	0	0
21	Teknologi Kimpalan Dan Fabrikasi Logam	5	0	5	5	0	5	0	0	0	0	0	0	0	0	0	0	0	0	10	0	10
22	Teknologi Penyelukbekuan Dan Penyaman Udara	0	0	0	0	0	0	0	0	0	0	0	0	0	0	0	0	0	0	0	0	0
23	Teknologi Automotif	7	0	7	14	0	14	0	0	0	0	0	0	0	0	0	0	0	0	21	0	21
24	Teknologi Baikpulih Dan Mengecat Kenderaan	1	0	1	0	0	0	0	0	0	0	0	0	0	0	0	0	0	0	1	0	1
25	Teknologi Motosikal	0	0	0	0	0	0	0	0	0	0	0	0	0	0	0	0	0	0	0	0	0
26	Building Technology	0	0	0	0	0	0	0	0	0	0	0	0	0	0	0	0	0	0	0	0	0
PROGRAM KV-ILKS																						
1	Teknologi Mekatronik	0	0	0	0	0	0	0	0	0	0	0	0	0	0	0	0	0	0	0	0	0
2	Teknologi Mekatronik Robotik	0	0	0	0	0	0	0	0	0	0	0	0	0	0	0	0	0	0	0	0	0
3	Teknologi Marin	0	0	0	0	0	0	0	0	0	0	0	0	0	0	0	0	0	0	0	0	0
4	Pengajian Nautikal	0	0	0	0	0	0	0	0	0	0	0	0	0	0	0	0	0	0	0	0	0
5	Kejuruteraan Kapal	0	0	0	0	0	0	0	0	0	0	0	0	0	0	0	0	0	0	0	0	0
6	Licensed Aircraft Maintenance Technician (Cat. A')	0	0	0	0	0	0	0	0	0	0	0	0	0	0	0	0	0	0	0	0	0
7	Teknologi Penjanaan Kuasa Elektrik	0	0	0	0	0	0	0	0	0	0	0	0	0	0	0	0	0	0	0	0	0
8	Teknologi Kesan Khas Visual	0	0	0	0	0	0	0	0	0	0	0	0	0	0	0	0	0	0	0	0	0
9	Teknologi Animasi 2D	0	0	0	0	0	0	0	0	0	0	0	0	0	0	0	0	0	0	0	0	0
10	Teknologi Pembuatan (Perkakasan - Alat Pemetong)	0	0	0	0	0	0	0	0	0	0	0	0	0	0	0	0	0	0	0	0	0
11	Teknologi Pembuatan (Perkakasan - Acuan)	0	0	0	0	0	0	0	0	0	0	0	0	0	0	0	0	0	0	0	0	0
12	Autotronik	0	0	0	0	0	0	0	0	0	0	0	0	0	0	0	0	0	0	0	0	0
13	Subsea Welding Technology	0	0	0	0	0	0	0	0	0	0	0	0	0	0	0	0	0	0	0	0	0
14	Oil and Gas Welding Technology	0	0	0	0	0	0	0	0	0	0	0	0	0	0	0	0	0	0	0	0	0
15	Aviation (Ground Handling & Ramp Service)	0	0	0	0	0	0	0	0	0	0	0	0	0	0	0	0	0	0	0	0	0
16	Collision Repair Re Engineering Technician	0	0	0	0	0	0	0	0	0	0	0	0	0	0	0	0	0	0	0	0	0
JUMLAH / TOTAL		14	3	17	21	12	33	0	0	0	0	0	0	0	0	0	0	0	0	35	15	50

Nota / Note :

\*\* Adalah Kursus Lanjutan yang memerlukan pelatih menjalani kursus latihan asas terlebih dahulu /  
This is an advance course in which trainees has to undergo/complete/pass the basic course

1.11.8 ENROLMEN KOLEJ VOKASIONAL - ILKA DAN ILKS SEPerti PADA 30 JUN 2018  
ENROLMENT IN VOCATIONAL COLLEGE - ILKA AND ILKS AS OF 30th JUNE 2018

## PERLIS

No.	Kursus / Course	Tingkatan 4 (1 SKM) Form 4			Tingkatan 5 (2 SKM) Form 5			Tahun 1 (1 SVM) 1st Year			Tahun 2 (2 SVM) 2nd Year			Tahun 3 (1 DVM) 3rd Year			Tahun 4 (2 DVM) 4th Year			Jumlah Total			
		L/M	P/F	J/T	L/M	P/F	J/T	L/M	P/F	J/T	L/M	P/F	J/T	L/M	P/F	J/T	L/M	P/F	J/T	L/M	P/F	J/T	
<b>PROGRAM KV- ILKA (ILP)</b>																							
1	Teknologi Elektronik Industri	0	0	0	0	0	0	0	0	0	0	0	0	0	0	0	0	0	0	0	0	0	
2	Teknologi Instrumen Perindustrian	0	0	0	0	0	0	0	0	0	0	0	0	0	0	0	7	8	15	7	8	15	
3	Teknologi Kenderaan Perdagangan Berat	0	0	0	0	0	0	0	0	0	0	0	0	0	0	0	0	0	0	0	0	0	
4	Teknologi Komputer Sistem	0	0	0	0	0	0	0	0	0	0	0	0	0	0	0	0	0	0	0	0	0	
5	Teknologi Mekatronik	0	0	0	0	0	0	0	0	0	0	0	0	0	0	0	0	0	0	0	0	0	
6	Teknologi Pemesinan CNC	0	0	0	0	0	0	0	0	0	0	0	0	0	0	0	0	0	0	0	0	0	
7	Teknologi Perisian (Pengaturcaraan)	0	0	0	0	0	0	0	0	0	0	0	0	0	0	0	0	0	0	0	0	0	
8	Teknologi Plastik	0	0	0	0	0	0	0	0	0	0	0	0	0	0	0	0	0	0	0	0	0	
9	Teknologi Reka Bentuk Produk Industri	0	0	0	0	0	0	0	0	0	0	0	0	0	0	0	0	0	0	0	0	0	
<b>PROGRAM KEMAHIRAN- ILKA (WISDEC)</b>																							
1	Teknologi Pemprosesan Perabot	0	0	0	0	0	0	0	0	0	0	0	0	0	0	0	0	0	0	0	0	0	
<b>PROGRAM KEMAHIRAN- ILKA (IKTBN)</b>																							
1	Kimpalan	0	0	0	0	0	0	0	0	0	0	0	0	0	0	0	0	0	0	0	0	0	
<b>PROGRAM APPRENTICESHIP- ILKA (GIATMARA)</b>																							
1	Computer System And Networking	0	0	0	0	0	0	0	0	0	0	0	0	0	0	0	0	0	0	0	0	0	
2	Teknologi Sistem Komputer	0	0	0	0	0	0	0	0	0	0	0	0	0	0	0	0	0	0	0	0	0	
3	Desktop Publishing Artist	0	0	0	0	0	0	0	0	0	0	0	0	0	0	0	0	0	0	0	0	0	
4	Graphic Design And Advertising	0	0	0	0	0	0	0	0	0	0	0	0	0	0	0	0	0	0	0	0	0	
5	Multimedia Design And Production	0	0	0	0	0	0	0	0	0	0	0	0	0	0	0	0	0	0	0	0	0	
6	Teknologi Animasi	0	0	0	0	0	0	0	0	0	0	0	0	0	0	0	0	0	0	0	0	0	
7	Teknologi Fotografi	0	0	0	0	0	0	0	0	0	0	0	0	0	0	0	0	0	0	0	0	0	
8	Teknologi Percetakan	0	0	0	0	0	0	0	0	0	0	0	0	0	0	0	0	0	0	0	0	0	
9	Elektronik Industri	0	0	0	0	0	0	0	0	0	0	0	0	0	0	0	0	0	0	0	0	0	
10	Mekatronik	0	0	0	0	0	0	0	0	0	0	0	0	0	0	0	0	0	0	0	0	0	
11	Teknologi Elektronik Audio Visual	0	0	0	0	0	0	0	0	0	0	0	0	0	0	0	0	0	0	0	0	0	
12	Fashion And Dressmaking	0	0	0	0	0	0	0	0	0	0	0	0	0	0	0	0	0	0	0	0	0	
13	Hiasan Dalaman	0	0	0	0	0	0	0	0	0	0	0	0	0	0	0	0	0	0	0	0	0	
14	Seni Sulaman Berkomputer**	0	0	0	0	0	0	0	0	0	0	0	0	0	0	0	0	0	0	0	0	0	
15	Seni Reka Gaya Rambut	0	0	0	0	0	0	0	0	0	0	0	0	0	0	0	0	0	0	0	0	0	
16	Solekan Dan Gaya Rambut	0	0	0	0	0	0	0	0	0	0	0	0	0	0	0	0	0	0	0	0	0	
17	Solekan Dan Terapi Kecantikan	0	0	0	0	0	0	0	0	0	0	0	0	0	0	0	0	0	0	0	0	0	
18	Holistic And Wellness Spa	0	0	0	0	0	0	0	0	0	0	0	0	0	0	0	0	0	0	0	0	0	
19	Confectionary And Bakery	0	0	0	0	0	0	0	0	0	0	0	0	0	0	0	0	0	0	0	0	0	
20	Masakan Dan Pramusaji	0	0	0	0	0	0	0	0	0	0	0	0	0	0	0	0	0	0	0	0	0	
21	Teknologi Kimpalan Dan Fabrikasi Logam	0	0	0	0	0	0	0	0	0	0	0	0	0	0	0	0	0	0	0	0	0	
22	Teknologi Penyejukbekuan Dan Penyaman Udara	0	0	0	0	0	0	0	0	0	0	0	0	0	0	0	0	0	0	0	0	0	
23	Teknologi Automotif	0	0	0	0	0	0	0	0	0	0	0	0	0	0	0	0	0	0	0	0	0	
24	Teknologi Baikpulih Dan Mengecat Kenderaan	0	0	0	0	0	0	0	0	0	0	0	0	0	0	0	0	0	0	0	0	0	
25	Teknologi Motosikal	0	0	0	14	0	14	0	0	0	0	0	0	0	0	0	0	0	0	0	14	0	14
26	Building Technology	0	0	0	0	0	0	0	0	0	0	0	0	0	0	0	0	0	0	0	0	0	
<b>PROGRAM KV-ILKS</b>																							
1	Teknologi Mekatronik	0	0	0	0	0	0	0	0	0	0	0	0	0	0	0	0	0	0	0	0	0	
2	Teknologi Mekatronik Robotik	0	0	0	0	0	0	0	0	0	0	0	0	0	0	0	0	0	0	0	0	0	
3	Teknologi Marin	0	0	0	0	0	0	0	0	0	0	0	0	0	0	0	0	0	0	0	0	0	
4	Pengajian Nautikal	0	0	0	0	0	0	0	0	0	0	0	0	0	0	0	0	0	0	0	0	0	
5	Kejuruteraan Kapal	0	0	0	0	0	0	0	0	0	0	0	0	0	0	0	0	0	0	0	0	0	
6	Licensed Aircraft Maintenance Technician (Cat. 'A')	0	0	0	0	0	0	0	0	0	0	0	0	0	0	0	0	0	0	0	0	0	
7	Teknologi Penjanaan Kuasa Elektrik	0	0	0	0	0	0	0	0	0	0	0	0	0	0	0	0	0	0	0	0	0	
8	Teknologi Kesan Khas Visual	0	0	0	0	0	0	0	0	0	0	0	0	0	0	0	0	0	0	0	0	0	
9	Teknologi Animasi 2D	0	0	0	0	0	0	0	0	0	0	0	0	0	0	0	0	0	0	0	0	0	
10	Teknologi Pembuatan (Perkakasan - Alat Pemetong)	0	0	0	0	0	0	0	0	0	0	0	0	0	0	0	0	0	0	0	0	0	
11	Teknologi Pembuatan (Perkakasan - Acuan)	0	0	0	0	0	0	0	0	0	0	0	0	0	0	0	0	0	0	0	0	0	
12	Autotronik	0	0	0	0	0	0	0	0	0	0	0	0	0	0	0	0	0	0	0	0	0	
13	Subsea Welding Technology	0	0	0	0	0	0	0	0	0	0	0	0	0	0	0	0	0	0	0	0	0	
14	Oil and Gas Welding Technology	0	0	0	0	0	0	0	0	0	0	0	0	0	0	0	0	0	0	0	0	0	
15	Aviation (Ground Handling & Ramp Service)	0	0	0	0	0	0	0	0	0	0	0	0	0	0	0	0	0	0	0	0	0	
16	Collision Repair Re Engineering Technician	0	0	0	0	0	0	0	0	0	0	0	0	0	0	0	0	0	0	0	0	0	
<b>JUMLAH / TOTAL</b>		<b>0</b>	<b>0</b>	<b>0</b>	<b>14</b>	<b>0</b>	<b>14</b>	<b>0</b>	<b>0</b>	<b>0</b>	<b>0</b>	<b>0</b>	<b>0</b>	<b>0</b>	<b>0</b>	<b>0</b>	<b>7</b>	<b>8</b>	<b>15</b>	<b>21</b>	<b>8</b>	<b>29</b>	

Nota / Note :

\*\* Adalah Kursus Lanjutan yang memerlukan pelatih menjalani kursus latihan asas terlebih dahulu /  
This is an advance course in which trainees has to undergo/complete/pass the basic course

1.11.9 ENROLMEN KOLEJ VOKASIONAL - ILKA DAN ILKS SEPerti PADA 30 JUN 2018  
ENROLMENT IN VOCATIONAL COLLEGE - ILKA AND ILKA AS OF 30th JUNE 2018

## PULAU PINANG

No.	Kursus / Course	Tingkatan 4 (1 SKM) Form 4			Tingkatan 5 (2 SKM) Form 5			Tahun 1 (1 SVM) 1st Year			Tahun 2 (2 SVM) 2nd Year			Tahun 3 (1 DVM) 3rd Year			Tahun 4 (2 DVM) 4th Year			Jumlah Total		
		L/M	P/F	J/T	L/M	P/F	J/T	L/M	P/F	J/T	L/M	P/F	J/T	L/M	P/F	J/T	L/M	P/F	J/T	L/M	P/F	J/T
PROGRAM KV- ILKA (ILP)																						
1	Teknologi Elektronik Industri	0	0	0	0	0	0	0	0	0	0	0	0	0	0	0	0	0	0	0	0	0
2	Teknologi Instrumen Perindustrian	0	0	0	0	0	0	0	0	0	0	0	0	0	0	0	0	0	0	0	0	0
3	Teknologi Kenderaan Perdagangan Berat	0	0	0	0	0	0	0	0	0	0	0	0	0	0	0	0	0	0	0	0	0
4	Teknologi Komputer Sistem	0	0	0	0	0	0	0	0	0	0	0	0	0	0	0	0	0	0	0	0	0
5	Teknologi Mekatronik	0	0	0	0	0	0	0	0	0	0	0	0	0	0	0	0	0	0	0	0	0
6	Teknologi Pemesinan CNC	0	0	0	0	0	0	0	0	0	0	0	0	0	0	0	0	0	0	0	0	0
7	Teknologi Perisian (Pengaturcaraan)	0	0	0	0	0	0	0	0	0	0	0	0	0	0	0	0	0	0	0	0	0
8	Teknologi Plastik	0	0	0	0	0	0	0	0	0	0	0	0	0	0	0	0	0	0	0	0	0
9	Teknologi Reka Bentuk Produk Industri	0	0	0	0	0	0	0	0	0	0	0	0	0	0	0	0	0	0	0	0	0
PROGRAM KEMAHIRAN- ILKA (WISDEC)																						
1	Teknologi Pemprosesan Perabot	0	0	0	0	0	0	0	0	0	0	0	0	0	0	0	0	0	0	0	0	0
PROGRAM KEMAHIRAN- ILKA (IKTBN)																						
1	Kimpalan	0	0	0	0	0	0	0	0	0	0	0	0	0	0	0	0	0	0	0	0	0
PROGRAM APPRENTICESHIP- ILKA (GIATMARA)																						
1	Computer System And Networking	2	3	5	5	0	5	0	0	0	0	0	0	0	0	0	0	0	0	7	3	10
2	Teknologi Sistem Komputer	1	3	4	6	2	8	0	0	0	0	0	0	0	0	0	0	0	0	7	5	12
3	Desktop Publishing Artist	0	0	0	0	0	0	0	0	0	0	0	0	0	0	0	0	0	0	0	0	0
4	Graphic Design And Advertising	1	1	2	5	0	5	0	0	0	0	0	0	0	0	0	0	0	0	6	1	7
5	Multimedia Design And Production	0	0	0	0	0	0	0	0	0	0	0	0	0	0	0	0	0	0	0	0	0
6	Teknologi Animasi	0	0	0	0	0	0	0	0	0	0	0	0	0	0	0	0	0	0	0	0	0
7	Teknologi Fotografi	0	0	0	3	0	3	0	0	0	0	0	0	0	0	0	0	0	0	3	0	3
8	Teknologi Percetakan	0	0	0	0	0	0	0	0	0	0	0	0	0	0	0	0	0	0	0	0	0
9	Elektronik Industri	4	0	4	5	0	5	0	0	0	0	0	0	0	0	0	0	0	0	9	0	9
10	Mekatronik	3	0	3	0	0	0	0	0	0	0	0	0	0	0	0	0	0	0	3	0	3
11	Teknologi Elektronik Audio Visual	0	0	0	0	0	0	0	0	0	0	0	0	0	0	0	0	0	0	0	0	0
12	Fashion And Dressmaking	2	3	5	1	6	7	0	0	0	0	0	0	0	0	0	0	0	0	3	9	12
13	Hiasan Dalaman	0	0	0	0	0	0	0	0	0	0	0	0	0	0	0	0	0	0	0	0	0
14	Seni Sulaman Berkomputer**	0	0	0	0	0	0	0	0	0	0	0	0	0	0	0	0	0	0	0	0	0
15	Seni Reka Gaya Rambut	0	1	1	1	1	2	0	0	0	0	0	0	0	0	0	0	0	0	1	2	3
16	Solekan Dan Gaya Rambut	0	0	0	0	0	0	0	0	0	0	0	0	0	0	0	0	0	0	0	0	0
17	Solekan Dan Terapi Kecantikan	0	2	2	0	4	4	0	0	0	0	0	0	0	0	0	0	0	0	0	6	6
18	Holistic And Wellness Spa	0	0	0	0	0	0	0	0	0	0	0	0	0	0	0	0	0	0	0	0	0
19	Confectionary And Bakery	1	0	1	1	2	3	0	0	0	0	0	0	0	0	0	0	0	0	2	2	4
20	Masakan Dan Pramusaji	2	3	5	4	3	7	0	0	0	0	0	0	0	0	0	0	0	0	6	6	12
21	Teknologi Kimpalan Dan Fabrikasi Logam	3	0	3	2	0	2	0	0	0	0	0	0	0	0	0	0	0	0	5	0	5
22	Teknologi Penyejukbekuan Dan Penyaman Udara	9	0	9	10	0	10	0	0	0	0	0	0	0	0	0	0	0	0	19	0	19
23	Teknologi Automotif	22	0	22	17	1	18	0	0	0	0	0	0	0	0	0	0	0	0	39	1	40
24	Teknologi Baikpulih Dan Mengecat Kenderaan	5	0	5	5	1	6	0	0	0	0	0	0	0	0	0	0	0	0	10	1	11
25	Teknologi Motosikal	5	0	5	7	0	7	0	0	0	0	0	0	0	0	0	0	0	0	12	0	12
26	Building Technology	0	0	0	0	0	0	0	0	0	0	0	0	0	0	0	0	0	0	0	0	0
PROGRAM KV-ILKS																						
1	Teknologi Mekatronik	0	0	0	0	0	0	0	0	0	0	0	0	0	0	0	0	0	0	0	0	0
2	Teknologi Mekatronik Robotik	0	0	0	0	0	0	0	0	0	0	0	0	0	0	0	0	0	0	0	0	0
3	Teknologi Marin	0	0	0	0	0	0	0	0	0	0	0	0	0	0	0	0	0	0	0	0	0
4	Pengajian Nautikal	0	0	0	0	0	0	0	0	0	0	0	0	0	0	0	0	0	0	0	0	0
5	Kejuruteraan Kapal	0	0	0	0	0	0	0	0	0	0	0	0	0	0	0	0	0	0	0	0	0
6	Licensed Aircraft Maintenance Technician (Cat. 'A')	0	0	0	0	0	0	0	0	0	0	0	0	0	0	0	0	0	0	0	0	0
7	Teknologi Penjanaan Kuasa Elektrik	0	0	0	0	0	0	0	0	0	0	0	0	0	0	0	0	0	0	0	0	0
8	Teknologi Kesan Khas Visual	0	0	0	0	0	0	0	0	0	0	0	0	0	0	0	0	0	0	0	0	0
9	Teknologi Animasi 2D	0	0	0	0	0	0	0	0	0	0	0	0	0	0	0	0	0	0	0	0	0
10	Teknologi Pembuatan (Perkakasan - Alat Pemetong)	0	0	0	0	0	0	0	0	0	0	0	0	0	0	0	0	0	0	0	0	0
11	Teknologi Pembuatan (Perkakasan - Acuan)	0	0	0	0	0	0	0	0	0	0	0	0	0	0	0	0	0	0	0	0	0
12	Autotronik	0	0	0	0	0	0	0	0	0	0	0	0	0	0	0	0	0	0	0	0	0
13	Subsea Welding Technology	0	0	0	0	0	0	0	0	0	0	0	0	0	0	0	0	0	0	0	0	0
14	Oil and Gas Welding Technology	0	0	0	0	0	0	0	0	0	0	0	0	0	0	0	0	0	0	0	0	0
15	Aviation (Ground Handling & Ramp Service)	0	0	0	0	0	0	0	0	0	0	0	0	0	0	0	0	0	0	0	0	0
16	Collision Repair Re Engineering Technician	0	0	0	0	0	0	0	0	0	0	0	0	0	0	0	0	0	0	0	0	0
JUMLAH / TOTAL		60	16	76	72	20	92	0	0	0	0	0	0	0	0	0	0	0	0	132	36	168

Nota / Note :

\*\* Adalah Kursus Lanjutan yang memerlukan pelatih menjalani kursus latihan asas terlebih dahulu /  
This is an advance course in which trainees has to undergo/complete/pass the basic course

1.11.10 ENROLMEN KOLEJ VOKASIONAL - ILKA DAN ILKS SEPerti PADA 30 JUN 2018  
ENROLMENT IN VOCATIONAL COLLEGE - ILKA AND ILKA AS OF 30th JUNE 2018

## SABAH

No.	Kursus / Course	Tingkatan 4 (1 SKM) Form 4			Tingkatan 5 (2 SKM) Form 5			Tahun 1 (1 SVM) 1st Year			Tahun 2 (2 SVM) 2nd Year			Tahun 3 (1 DVM) 3rd Year			Tahun 4 (2 DVM) 4th Year			Jumlah Total		
		L/M	P/F	J/T	L/M	P/F	J/T	L/M	P/F	J/T	L/M	P/F	J/T	L/M	P/F	J/T	L/M	P/F	J/T	L/M	P/F	J/T
PROGRAM KV- ILKA (ILP)																						
1	Teknologi Elektronik Industri	0	0	0	0	0	0	0	0	0	0	0	0	0	0	0	0	0	0	0	0	0
2	Teknologi Instrumen Perindustrian	0	0	0	0	0	0	0	0	0	0	0	0	0	0	0	0	0	0	0	0	0
3	Teknologi Kenderaan Perdagangan Berat	0	0	0	0	0	0	0	0	0	0	0	0	0	0	0	0	0	0	0	0	0
4	Teknologi Komputer Sistem	0	0	0	0	0	0	0	0	0	0	0	0	0	0	0	0	0	0	0	0	0
5	Teknologi Mekatronik	0	0	0	0	0	0	0	0	0	0	0	0	0	0	0	0	0	0	0	0	0
6	Teknologi Pemesinan CNC	0	0	0	0	0	0	0	0	0	0	0	0	0	0	0	0	0	0	0	0	0
7	Teknologi Perisian (Pengaturcaraan)	0	0	0	0	0	0	0	0	0	0	0	0	0	0	0	0	0	0	0	0	0
8	Teknologi Plastik	0	0	0	0	0	0	0	0	0	0	0	0	0	0	0	0	0	0	0	0	0
9	Teknologi Reka Bentuk Produk Industri	0	0	0	0	0	0	0	0	0	0	0	0	0	0	0	0	0	0	0	0	0
PROGRAM KEMAHIRAN- ILKA (WISDEC)																						
1	Teknologi Pemprosesan Perabot	0	0	0	17	8	25	0	0	0	0	0	0	0	0	0	0	0	0	17	8	25
PROGRAM KEMAHIRAN- ILKA (IKTBN)																						
1	Kimpalan	0	0	0	0	0	0	0	0	0	0	0	0	0	0	0	0	0	0	0	0	0
PROGRAM APPRENTICESHIP- ILKA (GIATMARA)																						
1	Computer System And Networking	0	0	0	0	0	0	0	0	0	0	0	0	0	0	0	0	0	0	0	0	0
2	Teknologi Sistem Komputer	4	1	5	4	1	5	0	0	0	0	0	0	0	0	0	0	0	0	8	2	10
3	Desktop Publishing Artist	0	0	0	0	0	0	0	0	0	0	0	0	0	0	0	0	0	0	0	0	0
4	Graphic Design And Advertising	4	1	5	5	0	5	0	0	0	0	0	0	0	0	0	0	0	0	9	1	10
5	Multimedia Design And Production	0	0	0	0	0	0	0	0	0	0	0	0	0	0	0	0	0	0	0	0	0
6	Teknologi Animasi	0	0	0	0	0	0	0	0	0	0	0	0	0	0	0	0	0	0	0	0	0
7	Teknologi Fotografi	0	0	0	0	0	0	0	0	0	0	0	0	0	0	0	0	0	0	0	0	0
8	Teknologi Percetakan	0	0	0	0	0	0	0	0	0	0	0	0	0	0	0	0	0	0	0	0	0
9	Elektronik Industri	0	0	0	0	0	0	0	0	0	0	0	0	0	0	0	0	0	0	0	0	0
10	Mekatronik	0	0	0	0	0	0	0	0	0	0	0	0	0	0	0	0	0	0	0	0	0
11	Teknologi Elektronik Audio Visual	0	0	0	0	0	0	0	0	0	0	0	0	0	0	0	0	0	0	0	0	0
12	Fashion And Dressmaking	7	9	16	3	10	13	0	0	0	0	0	0	0	0	0	0	0	0	10	19	29
13	Hiasan Dalaman	0	1	1	0	5	5	0	0	0	0	0	0	0	0	0	0	0	0	0	6	6
14	Seni Sulaman Berkomputer**	0	0	0	0	0	0	0	0	0	0	0	0	0	0	0	0	0	0	0	0	0
15	Seni Reka Gaya Rambut	1	1	2	0	0	0	0	0	0	0	0	0	0	0	0	0	0	0	1	1	2
16	Solekan Dan Gaya Rambut	0	0	0	0	0	0	0	0	0	0	0	0	0	0	0	0	0	0	0	0	0
17	Solekan Dan Terapi Kecantikan	0	2	2	0	0	0	0	0	0	0	0	0	0	0	0	0	0	0	0	2	2
18	Holistic And Wellness Spa	0	1	1	0	0	0	0	0	0	0	0	0	0	0	0	0	0	0	0	1	1
19	Confectionary And Bakery	0	0	0	0	0	0	0	0	0	0	0	0	0	0	0	0	0	0	0	0	0
20	Masakan Dan Pramusaji	0	0	0	0	0	0	0	0	0	0	0	0	0	0	0	0	0	0	0	0	0
21	Teknologi Kimpalan Dan Fabrikasi Logam	4	0	4	6	0	6	0	0	0	0	0	0	0	0	0	0	0	0	10	0	10
22	Teknologi Penyejukbekuan Dan Penyaman Udara	6	0	6	5	0	5	0	0	0	0	0	0	0	0	0	0	0	0	11	0	11
23	Teknologi Automotif	11	0	11	9	0	9	0	0	0	0	0	0	0	0	0	0	0	0	20	0	20
24	Teknologi Baikpulih Dan Mengecat Kenderaan	0	0	0	0	0	0	0	0	0	0	0	0	0	0	0	0	0	0	0	0	0
25	Teknologi Motosikal	5	0	5	5	0	5	0	0	0	0	0	0	0	0	0	0	0	0	10	0	10
26	Building Technology	0	0	0	0	0	0	0	0	0	0	0	0	0	0	0	0	0	0	0	0	0
PROGRAM KV-ILKS																						
1	Teknologi Mekatronik	0	0	0	0	0	0	0	0	0	0	0	0	0	0	0	0	0	0	0	0	0
2	Teknologi Mekatronik Robotik	0	0	0	0	0	0	0	0	0	0	0	0	0	0	0	0	0	0	0	0	0
3	Teknologi Marin	0	0	0	0	0	0	0	0	0	0	0	0	0	0	0	0	0	0	0	0	0
4	Pengajian Nautikal	0	0	0	0	0	0	0	0	0	0	0	0	0	0	0	0	0	0	0	0	0
5	Kejuruteraan Kapal	0	0	0	0	0	0	0	0	0	0	0	0	0	0	0	0	0	0	0	0	0
6	Licensed Aircraft Maintenance Technician (Cat. 'A')	0	0	0	0	0	0	0	0	0	0	0	0	0	0	0	0	0	0	0	0	0
7	Teknologi Penjanaan Kuasa Elektrik	0	0	0	0	0	0	0	0	0	0	0	0	0	0	0	0	0	0	0	0	0
8	Teknologi Kesan Khas Visual	0	0	0	0	0	0	0	0	0	0	0	0	0	0	0	0	0	0	0	0	0
9	Teknologi Animasi 2D	0	0	0	0	0	0	0	0	0	0	0	0	0	0	0	0	0	0	0	0	0
10	Teknologi Pembuatan (Perkakasan - Alat Pemetong)	0	0	0	0	0	0	0	0	0	0	0	0	0	0	0	0	0	0	0	0	0
11	Teknologi Pembuatan (Perkakasan - Acuan)	0	0	0	0	0	0	0	0	0	0	0	0	0	0	0	0	0	0	0	0	0
12	Autotronik	0	0	0	0	0	0	0	0	0	0	0	0	0	0	0	0	0	0	0	0	0
13	Subsea Welding Technology	0	0	0	0	0	0	0	0	0	0	0	0	0	0	0	0	0	0	0	0	0
14	Oil and Gas Welding Technology	0	0	0	0	0	0	0	0	0	0	0	0	0	0	0	0	0	0	0	0	0
15	Aviation (Ground Handling & Ramp Service)	0	0	0	0	0	0	0	0	0	0	0	0	0	0	0	0	0	0	0	0	0
16	Collision Repair Re Engineering Technician	0	0	0	0	0	0	0	0	0	0	0	0	0	0	0	0	0	0	0	0	0
JUMLAH / TOTAL		42	16	58	54	24	78	0	0	0	0	0	0	0	0	0	0	0	0	96	40	136

Nota / Note :

\*\* Adalah Kursus Lanjutan yang memerlukan pelatih menjalani kursus latihan asas terlebih dahulu /  
This is an advance course in which trainees has to undergo/complete/pass the basic course

1.11.11 ENROLMEN KOLEJ VOKASIONAL - ILKA DAN ILKS SEPerti PADA 30 JUN 2018  
ENROLMENT IN VOCATIONAL COLLEGE - ILKA AND ILKA AS OF 30th JUNE 2018

## SARAWAK

No.	Kursus / Course	Tingkatan 4 (1 SKM) Form 4			Tingkatan 5 (2 SKM) Form 5			Tahun 1 (1 SVM) 1st Year			Tahun 2 (2 SVM) 2nd Year			Tahun 3 (1 DVM) 3rd Year			Tahun 4 (2 DVM) 4th Year			Jumlah Total			
		L/M	P/F	J/T	L/M	P/F	J/T	L/M	P/F	J/T	L/M	P/F	J/T	L/M	P/F	J/T	L/M	P/F	J/T	L/M	P/F	J/T	
PROGRAM KV- ILKA (ILP)																							
1	Teknologi Elektronik Industri	0	0	0	0	0	0	0	0	0	0	0	0	0	0	0	0	0	0	0	0	0	
2	Teknologi Instrumen Perindustrian	0	0	0	0	0	0	0	0	0	0	0	0	0	0	0	0	0	0	0	0	0	
3	Teknologi Kenderaan Perdagangan Berat	0	0	0	0	0	0	0	0	0	0	0	0	0	0	0	0	0	0	0	0	0	
4	Teknologi Komputer Sistem	0	0	0	0	0	0	0	0	0	0	0	0	0	0	0	0	0	0	0	0	0	
5	Teknologi Mekatronik	0	0	0	0	0	0	0	0	0	0	0	0	0	0	0	0	0	0	0	0	0	
6	Teknologi Pemesinan CNC	0	0	0	0	0	0	0	0	0	0	0	0	0	0	0	0	0	0	0	0	0	
7	Teknologi Perisian (Pengaturcaraan)	0	0	0	0	0	0	0	0	0	0	0	0	0	0	0	0	0	0	0	0	0	
8	Teknologi Plastik	0	0	0	0	0	0	0	0	0	0	0	0	0	0	0	0	0	0	0	0	0	
9	Teknologi Reka Bentuk Produk Industri	0	0	0	0	0	0	0	0	0	0	0	0	0	0	0	0	0	0	0	0	0	
PROGRAM KEMAHIRAN- ILKA (WISDEC)																							
1	Teknologi Pemprosesan Perabot	0	0	0	0	0	0	0	0	0	0	0	0	0	0	0	0	0	0	0	0	0	
PROGRAM KEMAHIRAN- ILKA (IKTBN)																							
1	Kimpalan	0	0	0	0	0	0	0	0	0	0	0	0	0	0	0	0	0	0	0	0	0	
PROGRAM APPRENTICESHIP- ILKA (GIATMARA)																							
1	Computer System And Networking	0	0	0	0	0	0	0	0	0	0	0	0	0	0	0	0	0	0	0	0	0	
2	Teknologi Sistem Komputer	0	0	0	0	0	0	0	0	0	0	0	0	0	0	0	0	0	0	0	0	0	
3	Desktop Publishing Artist	0	0	0	0	0	0	0	0	0	0	0	0	0	0	0	0	0	0	0	0	0	
4	Graphic Design And Advertising	0	0	0	0	0	0	0	0	0	0	0	0	0	0	0	0	0	0	0	0	0	
5	Multimedia Design And Production	0	0	0	0	0	0	0	0	0	0	0	0	0	0	0	0	0	0	0	0	0	
6	Teknologi Animasi	0	0	0	0	0	0	0	0	0	0	0	0	0	0	0	0	0	0	0	0	0	
7	Teknologi Fotografi	0	0	0	0	0	0	0	0	0	0	0	0	0	0	0	0	0	0	0	0	0	
8	Teknologi Percetakan	0	0	0	0	0	0	0	0	0	0	0	0	0	0	0	0	0	0	0	0	0	
9	Elektronik Industri	0	0	0	0	0	0	0	0	0	0	0	0	0	0	0	0	0	0	0	0	0	
10	Mekatronik	0	0	0	0	0	0	0	0	0	0	0	0	0	0	0	0	0	0	0	0	0	
11	Teknologi Elektronik Audio Visual	0	0	0	0	0	0	0	0	0	0	0	0	0	0	0	0	0	0	0	0	0	
12	Fashion And Dressmaking	0	0	0	0	0	0	0	0	0	0	0	0	0	0	0	0	0	0	0	0	0	
13	Hiasan Dalaman	0	0	0	0	0	0	0	0	0	0	0	0	0	0	0	0	0	0	0	0	0	
14	Seni Sulaman Berkomputer**	0	0	0	0	0	0	0	0	0	0	0	0	0	0	0	0	0	0	0	0	0	
15	Seni Reka Gaya Rambut	0	0	0	0	0	0	0	0	0	0	0	0	0	0	0	0	0	0	0	0	0	
16	Solekan Dan Gaya Rambut	0	0	0	0	0	0	0	0	0	0	0	0	0	0	0	0	0	0	0	0	0	
17	Solekan Dan Terapi Kecantikan	0	0	0	0	0	0	0	0	0	0	0	0	0	0	0	0	0	0	0	0	0	
18	Holistic And Wellness Spa	0	0	0	0	0	0	0	0	0	0	0	0	0	0	0	0	0	0	0	0	0	
19	Confectionary And Bakery	0	0	0	0	0	0	0	0	0	0	0	0	0	0	0	0	0	0	0	0	0	
20	Masakan Dan Pramusaji	0	0	0	0	0	0	0	0	0	0	0	0	0	0	0	0	0	0	0	0	0	
21	Teknologi Kimpalan Dan Fabrikasi Logam	0	0	0	5	0	5	0	0	0	0	0	0	0	0	0	0	0	0	0	5	0	5
22	Teknologi Penyejukbekuan Dan Penyaman Udara	0	0	0	3	2	5	0	0	0	0	0	0	0	0	0	0	0	0	0	3	2	5
23	Teknologi Automotif	0	0	0	15	0	15	0	0	0	0	0	0	0	0	0	0	0	0	0	15	0	15
24	Teknologi Baikpulih Dan Mengecat Kenderaan	0	0	0	0	0	0	0	0	0	0	0	0	0	0	0	0	0	0	0	0	0	0
25	Teknologi Motosikal	0	0	0	0	0	0	0	0	0	0	0	0	0	0	0	0	0	0	0	0	0	0
26	Building Technology	0	0	0	0	0	0	0	0	0	0	0	0	0	0	0	0	0	0	0	0	0	0
PROGRAM KV-ILKS																							
1	Teknologi Mekatronik	0	0	0	0	0	0	0	0	0	0	0	0	0	0	0	0	0	0	0	0	0	
2	Teknologi Mekatronik Robotik	0	0	0	0	0	0	0	0	0	0	0	0	0	0	0	0	0	0	0	0	0	
3	Teknologi Marin	0	0	0	0	0	0	0	0	0	0	0	0	0	0	0	0	0	0	0	0	0	
4	Pengajian Nautikal	0	0	0	0	0	0	0	0	0	0	0	0	0	0	0	0	0	0	0	0	0	
5	Kejuruteraan Kapal	0	0	0	0	0	0	0	0	0	0	0	0	0	0	0	0	0	0	0	0	0	
6	Licensed Aircraft Maintenance Technician (Cat. 'A')	0	0	0	0	0	0	0	0	0	0	0	0	0	0	0	0	0	0	0	0	0	
7	Teknologi Penjanaan Kuasa Elektrik	0	0	0	0	0	0	0	0	31	19	50	33	17	50	40	10	50	104	46	150		
8	Teknologi Kesan Khas Visual	0	0	0	0	0	0	0	0	0	0	0	0	0	0	0	0	0	0	0	0	0	
9	Teknologi Animasi 2D	0	0	0	0	0	0	0	0	0	0	0	0	0	0	0	0	0	0	0	0	0	
10	Teknologi Pembuatan (Perkakasan - Alat Pemetong)	0	0	0	0	0	0	0	0	0	0	0	0	0	0	0	0	0	0	0	0	0	
11	Teknologi Pembuatan (Perkakasan - Acuan)	0	0	0	0	0	0	0	0	0	0	0	0	0	0	0	0	0	0	0	0	0	
12	Autotronik	0	0	0	0	0	0	0	0	0	0	0	0	0	0	0	0	0	0	0	0	0	
13	Subsea Welding Technology	0	0	0	0	0	0	0	0	49	0	49	47	0	47	44	0	44	140	0	140		
14	Oil and Gas Welding Technology	0	0	0	0	0	0	0	0	100	0	100	96	0	96	86	0	86	282	0	282		
15	Aviation (Ground Handling & Ramp Service)	0	0	0	0	0	0	0	0	0	0	0	0	0	0	0	0	0	0	0	0	0	
16	Collision Repair Re Engineering Technician	0	0	0	0	0	0	0	0	0	0	0	0	0	0	0	0	0	0	0	0	0	
JUMLAH / TOTAL		0	0	0	23	2	25	0	0	0	180	19	199	176	17	193	170	10	180	549	48	597	

Nota / Note :

\*\* Adalah Kursus Lanjutan yang memerlukan pelatih menjalani kursus latihan asas terlebih dahulu /  
This is an advance course in which trainees has to undergo/complete/pass the basic course

1.11.12 ENROLMEN KOLEJ VOKASIONAL - ILKA DAN ILKS SEPerti PADA 30 JUN 2018  
ENROLMENT IN VOCATIONAL COLLEGE - ILKA AND ILKA AS OF 30th JUNE 2018

## SELANGOR

No.	Kursus / Course	Tingkatan 4 (1 SKM) Form 4			Tingkatan 5 (2 SKM) Form 5			Tahun 1 (1 SVM) 1st Year			Tahun 2 (2 SVM) 2nd Year			Tahun 3 (1 DVM) 3rd Year			Tahun 4 (2 DVM) 4th Year			Jumlah Total				
		L/M	P/F	J/T	L/M	P/F	J/T	L/M	P/F	J/T	L/M	P/F	J/T	L/M	P/F	J/T	L/M	P/F	J/T	L/M	P/F	J/T		
PROGRAM KV- ILKA (ILP)																								
1	Teknologi Elektronik Industri	0	0	0	0	0	0	0	0	0	0	0	0	0	0	0	0	0	0	0	0	0		
2	Teknologi Instrumen Perindustrian	0	0	0	0	0	0	0	0	0	0	0	0	0	0	0	0	0	0	0	0	0		
3	Teknologi Kenderaan Perdagangan Berat	0	0	0	0	0	0	0	0	0	0	0	0	0	0	0	0	0	0	0	0	0		
4	Teknologi Komputer Sistem	0	0	0	0	0	0	0	0	0	0	0	0	0	0	0	0	0	0	0	0	0		
5	Teknologi Mekatronik	0	0	0	0	0	0	0	0	0	0	0	0	0	0	0	0	0	0	0	0	0		
6	Teknologi Pemesinan CNC	0	0	0	0	0	0	0	0	0	0	0	0	0	0	0	0	0	0	0	0	0		
7	Teknologi Perisian (Pengaturcaraan)	0	0	0	0	0	0	0	0	0	0	0	0	0	0	0	0	0	0	0	0	0		
8	Teknologi Plastik	0	0	0	0	0	0	0	0	0	0	0	0	0	0	0	0	0	0	0	0	0		
9	Teknologi Reka Bentuk Produk Industri	0	0	0	0	0	0	0	0	0	0	0	0	0	0	0	0	0	0	0	0	0		
PROGRAM KEMAHIRAN- ILKA (WISDEC)																								
1	Teknologi Pemprosesan Perabot	15	3	18	0	0	0	0	0	0	0	0	0	0	0	0	0	0	0	0	15	3	18	
PROGRAM KEMAHIRAN- ILKA (IKTBN)																								
1	Kimpalan	0	0	0	0	0	0	0	0	0	0	0	0	0	0	0	0	0	0	0	0	0	0	
PROGRAM APPRENTICESHIP- ILKA (GIATMARA)																								
1	Computer System And Networking	0	0	0	0	0	0	0	0	0	0	0	0	0	0	0	0	0	0	0	0	0	0	
2	Teknologi Sistem Komputer	5	0	5	3	0	3	0	0	0	0	0	0	0	0	0	0	0	0	0	8	0	8	
3	Desktop Publishing Artist	3	1	4	1	2	3	0	0	0	0	0	0	0	0	0	0	0	0	0	4	3	7	
4	Graphic Design And Advertising	0	0	0	0	0	0	0	0	0	0	0	0	0	0	0	0	0	0	0	0	0	0	
5	Multimedia Design And Production	0	0	0	0	0	0	0	0	0	0	0	0	0	0	0	0	0	0	0	0	0	0	
6	Teknologi Animasi	0	0	0	0	0	0	0	0	0	0	0	0	0	0	0	0	0	0	0	0	0	0	
7	Teknologi Fotografi	0	0	0	0	0	0	0	0	0	0	0	0	0	0	0	0	0	0	0	0	0	0	
8	Teknologi Percetakan	1	0	1	0	0	0	0	0	0	0	0	0	0	0	0	0	0	0	0	1	0	1	
9	Elektronik Industri	0	0	0	0	0	0	0	0	0	0	0	0	0	0	0	0	0	0	0	0	0	0	
10	Mekatronik	0	0	0	0	0	0	0	0	0	0	0	0	0	0	0	0	0	0	0	0	0	0	
11	Teknologi Elektronik Audio Visual	0	0	0	0	0	0	0	0	0	0	0	0	0	0	0	0	0	0	0	0	0	0	
12	Fashion And Dressmaking	1	5	6	0	0	0	0	0	0	0	0	0	0	0	0	0	0	0	0	1	5	6	
13	Hiasan Dalaman	0	0	0	0	0	0	0	0	0	0	0	0	0	0	0	0	0	0	0	0	0	0	
14	Seni Sulaman Berkomputer**	0	0	0	0	0	0	0	0	0	0	0	0	0	0	0	0	0	0	0	0	0	0	
15	Seni Reka Gaya Rambut	1	1	2	0	0	0	0	0	0	0	0	0	0	0	0	0	0	0	0	1	1	2	
16	Solekan Dan Gaya Rambut	0	0	0	0	0	0	0	0	0	0	0	0	0	0	0	0	0	0	0	0	0	0	
17	Solekan Dan Terapi Kecantikan	0	2	2	0	0	0	0	0	0	0	0	0	0	0	0	0	0	0	0	0	2	2	
18	Holistic And Wellness Spa	0	0	0	0	0	0	0	0	0	0	0	0	0	0	0	0	0	0	0	0	0	0	
19	Confectionary And Bakery	4	0	4	0	2	2	0	0	0	0	0	0	0	0	0	0	0	0	0	4	2	6	
20	Masakan Dan Pramusaji	1	4	5	1	1	2	0	0	0	0	0	0	0	0	0	0	0	0	0	2	5	7	
21	Teknologi Kimpalan Dan Fabrikasi Logam	0	0	0	0	0	0	0	0	0	0	0	0	0	0	0	0	0	0	0	0	0	0	
22	Teknologi Penyejukbekuan Dan Penyaman Udara	0	0	0	0	0	0	0	0	0	0	0	0	0	0	0	0	0	0	0	0	0	0	
23	Teknologi Automotif	16	0	16	13	0	13	0	0	0	0	0	0	0	0	0	0	0	0	0	29	0	29	
24	Teknologi Baikpulih Dan Mengecat Kenderaan	7	0	7	5	0	5	0	0	0	0	0	0	0	0	0	0	0	0	0	12	0	12	
25	Teknologi Motosikal	3	0	3	3	0	3	0	0	0	0	0	0	0	0	0	0	0	0	0	6	0	6	
26	Building Technology	0	0	0	0	0	0	0	0	0	0	0	0	0	0	0	0	0	0	0	0	0	0	
PROGRAM KV-ILKS																								
1	Teknologi Mekatronik	0	0	0	0	0	0	0	0	0	0	0	0	0	0	42	0	42	42	0	42	0	42	
2	Teknologi Mekatronik Robotik	0	0	0	0	0	0	0	0	42	7	49	42	7	49	49	0	49	133	14	147	0	147	
3	Teknologi Marin	0	0	0	0	0	0	0	0	0	0	0	0	0	0	0	0	0	0	0	0	0	0	
4	Pengajian Nautikal	0	0	0	0	0	0	0	0	0	0	0	0	0	0	0	0	0	0	0	0	0	0	
5	Kejuruteraan Kapal	0	0	0	0	0	0	0	0	0	0	0	0	0	0	0	0	0	0	0	0	0	0	
6	Licensed Aircraft Maintenance Technician (Cat. 'A')	0	0	0	0	0	0	0	0	0	0	0	0	0	0	0	0	0	0	0	0	0	0	
7	Teknologi Penjanaan Kuasa Elektrik	0	0	0	0	0	0	0	0	0	0	0	0	0	0	0	0	0	0	0	0	0	0	
8	Teknologi Kesan Khas Visual	0	0	0	0	0	0	0	0	0	0	22	16	38	27	19	46	49	35	84	0	84	0	
9	Teknologi Animasi 2D	0	0	0	0	0	0	0	0	0	0	7	12	19	26	22	48	33	34	67	0	67	0	
10	Teknologi Pembuatan (Perkakasan - Alat Pemetong)	0	0	0	0	0	0	0	0	0	0	0	0	0	0	21	0	21	21	0	21	0	21	
11	Teknologi Pembuatan (Perkakasan - Acuan)	0	0	0	0	0	0	0	0	0	0	0	0	0	0	23	0	23	23	0	23	0	23	
12	Autotronik	0	0	0	0	0	0	0	0	73	0	73	0	0	0	73	0	73	146	0	146	0	146	
13	Subsea Welding Technology	0	0	0	0	0	0	0	0	0	0	0	0	0	0	0	0	0	0	0	0	0	0	
14	Oil and Gas Welding Technology	0	0	0	0	0	0	0	0	0	0	0	0	0	0	0	0	0	0	0	0	0	0	
15	Aviation (Ground Handling & Ramp Service)	0	0	0	0	0	0	0	0	40	10	50	29	20	49	40	10	50	109	40	149	0	149	
16	Collision Repair Re Engineering Technician	0	0	0	0	0	0	0	0	38	0	38	24	2	26	34	1	35	96	3	99	0	99	
JUMLAH / TOTAL		57	16	73	26	5	31	0	0	0	193	17	210	124	57	181	335	52	387	735	147	882	0	882

Nota / Note :

\*\* Adalah Kursus Lanjutan yang memerlukan pelatih menjalani kursus latihan asas terlebih dahulu /  
This is an advance course in which trainees has to undergo/complete/pass the basic course

1.11.13 ENROLMEN KOLEJ VOKASIONAL - ILKA DAN ILKS SEPerti PADA 30 JUN 2018  
ENROLMENT IN VOCATIONAL COLLEGE - ILKA AND ILKA AS OF 30th JUNE 2018

## TERENGGANU

No.	Kursus / Course	Tingkatan 4 (1 SKM) Form 4			Tingkatan 5 (2 SKM) Form 5			Tahun 1 (1 SVM) 1st Year			Tahun 2 (2 SVM) 2nd Year			Tahun 3 (1 DVM) 3rd Year			Tahun 4 (2 DVM) 4th Year			Jumlah Total		
		L/M	P/F	J/T	L/M	P/F	J/T	L/M	P/F	J/T	L/M	P/F	J/T	L/M	P/F	J/T	L/M	P/F	J/T	L/M	P/F	J/T
PROGRAM KV- ILKA (ILP)																						
1	Teknologi Elektronik Industri	0	0	0	0	0	0	0	0	0	0	0	0	0	0	0	0	0	0	0	0	0
2	Teknologi Instrumen Perindustrian	0	0	0	0	0	0	0	0	0	0	0	0	0	0	0	0	0	0	0	0	0
3	Teknologi Kenderaan Perdagangan Berat	0	0	0	0	0	0	0	0	0	0	0	0	0	0	0	0	0	0	0	0	0
4	Teknologi Komputer Sistem	0	0	0	0	0	0	0	0	0	0	0	0	0	0	0	0	0	0	0	0	0
5	Teknologi Mekatronik	0	0	0	0	0	0	0	0	0	0	0	0	0	0	0	0	0	0	0	0	0
6	Teknologi Pemesinan CNC	0	0	0	0	0	0	0	0	0	0	0	0	0	0	0	0	0	0	0	0	0
7	Teknologi Perisian (Pengaturcaraan)	0	0	0	0	0	0	0	0	0	0	0	0	0	0	0	0	0	0	0	0	0
8	Teknologi Plastik	0	0	0	0	0	0	0	0	0	0	0	0	0	0	0	0	0	0	0	0	0
9	Teknologi Reka Bentuk Produk Industri	0	0	0	0	0	0	0	0	0	0	0	0	0	0	0	0	0	0	0	0	0
PROGRAM KEMAHIRAN- ILKA (WISDEC)																						
1	Teknologi Pemprosesan Perabot	0	0	0	0	0	0	0	0	0	0	0	0	0	0	0	0	0	0	0	0	0
PROGRAM KEMAHIRAN- ILKA (IKTBN)																						
1	Kimpalan	0	0	0	0	0	0	0	0	0	0	0	0	0	0	0	0	0	0	0	0	0
PROGRAM APPRENTICESHIP- ILKA (GIATMARA)																						
1	Computer System And Networking	0	0	0	0	0	0	0	0	0	0	0	0	0	0	0	0	0	0	0	0	0
2	Teknologi Sistem Komputer	0	2	2	0	0	0	0	0	0	0	0	0	0	0	0	0	0	0	0	2	2
3	Desktop Publishing Artist	0	0	0	0	0	0	0	0	0	0	0	0	0	0	0	0	0	0	0	0	0
4	Graphic Design And Advertising	0	0	0	0	0	0	0	0	0	0	0	0	0	0	0	0	0	0	0	0	0
5	Multimedia Design And Production	0	0	0	0	0	0	0	0	0	0	0	0	0	0	0	0	0	0	0	0	0
6	Teknologi Animasi	0	0	0	0	0	0	0	0	0	0	0	0	0	0	0	0	0	0	0	0	0
7	Teknologi Fotografi	0	0	0	0	0	0	0	0	0	0	0	0	0	0	0	0	0	0	0	0	0
8	Teknologi Percetakan	0	0	0	0	0	0	0	0	0	0	0	0	0	0	0	0	0	0	0	0	0
9	Elektronik Industri	0	0	0	0	0	0	0	0	0	0	0	0	0	0	0	0	0	0	0	0	0
10	Mekatronik	0	0	0	0	0	0	0	0	0	0	0	0	0	0	0	0	0	0	0	0	0
11	Teknologi Elektronik Audio Visual	2	0	2	5	0	5	0	0	0	0	0	0	0	0	0	0	0	0	7	0	7
12	Fashion And Dressmaking	0	6	6	0	5	5	0	0	0	0	0	0	0	0	0	0	0	0	0	11	11
13	Hiasan Dalaman	0	0	0	0	0	0	0	0	0	0	0	0	0	0	0	0	0	0	0	0	0
14	Seni Sulaman Berkomputer**	0	0	0	0	0	0	0	0	0	0	0	0	0	0	0	0	0	0	0	0	0
15	Seni Reka Gaya Rambut	0	0	0	0	0	0	0	0	0	0	0	0	0	0	0	0	0	0	0	0	0
16	Solekan Dan Gaya Rambut	0	0	0	0	0	0	0	0	0	0	0	0	0	0	0	0	0	0	0	0	0
17	Solekan Dan Terapi Kecantikan	0	0	0	0	0	0	0	0	0	0	0	0	0	0	0	0	0	0	0	0	0
18	Holistic And Wellness Spa	0	0	0	0	0	0	0	0	0	0	0	0	0	0	0	0	0	0	0	0	0
19	Confectionary And Bakery	0	3	3	0	5	5	0	0	0	0	0	0	0	0	0	0	0	0	0	8	8
20	Masakan Dan Pramusaji	1	2	3	0	0	0	0	0	0	0	0	0	0	0	0	0	0	0	1	2	3
21	Teknologi Kimpalan Dan Fabrikasi Logam	11	0	11	9	0	9	0	0	0	0	0	0	0	0	0	0	0	0	20	0	20
22	Teknologi Penyejukbekuan Dan Penyaman Udara	7	0	7	5	0	5	0	0	0	0	0	0	0	0	0	0	0	0	12	0	12
23	Teknologi Automotif	13	0	13	14	0	14	0	0	0	0	0	0	0	0	0	0	0	0	27	0	27
24	Teknologi Baikpulih Dan Mengecat Kenderaan	4	0	4	5	0	5	0	0	0	0	0	0	0	0	0	0	0	0	9	0	9
25	Teknologi Motosikal	7	0	7	9	0	9	0	0	0	0	0	0	0	0	0	0	0	0	16	0	16
26	Building Technology	1	0	1	10	0	10	0	0	0	0	0	0	0	0	0	0	0	0	11	0	11
PROGRAM KV-ILKS																						
1	Teknologi Mekatronik	0	0	0	0	0	0	0	0	0	0	0	0	0	0	0	0	0	0	0	0	0
2	Teknologi Mekatronik Robotik	0	0	0	0	0	0	0	0	0	0	0	0	0	0	0	0	0	0	0	0	0
3	Teknologi Marin	0	0	0	0	0	0	0	0	0	0	0	5	0	5	28	5	33	33	5	38	
4	Pengajian Nautikal	0	0	0	0	0	0	0	0	0	0	0	4	0	4	24	2	26	28	2	30	
5	Kejuruteraan Kapal	0	0	0	0	0	0	0	0	0	0	0	22	13	35	36	9	45	58	22	80	
6	Licensed Aircraft Maintenance Technician (Cat. 'A')	0	0	0	0	0	0	0	0	0	0	0	0	0	0	0	0	0	0	0	0	0
7	Teknologi Penjanaan Kuasa Elektrik	0	0	0	0	0	0	0	0	0	0	0	0	0	0	0	0	0	0	0	0	0
8	Teknologi Kesan Khas Visual	0	0	0	0	0	0	0	0	0	0	0	0	0	0	0	0	0	0	0	0	0
9	Teknologi Animasi 2D	0	0	0	0	0	0	0	0	0	0	0	0	0	0	0	0	0	0	0	0	0
10	Teknologi Pembuatan (Perkakasan - Alat Pemetong)	0	0	0	0	0	0	0	0	0	0	0	0	0	0	0	0	0	0	0	0	0
11	Teknologi Pembuatan (Perkakasan - Acuan)	0	0	0	0	0	0	0	0	0	0	0	0	0	0	0	0	0	0	0	0	0
12	Autotronik	0	0	0	0	0	0	0	0	0	0	0	0	0	0	0	0	0	0	0	0	0
13	Subsea Welding Technology	0	0	0	0	0	0	0	0	0	0	0	0	0	0	0	0	0	0	0	0	0
14	Oil and Gas Welding Technology	0	0	0	0	0	0	0	0	0	0	0	0	0	0	0	0	0	0	0	0	0
15	Aviation (Ground Handling & Ramp Service)	0	0	0	0	0	0	0	0	0	0	0	0	0	0	0	0	0	0	0	0	0
16	Collision Repair Re Engineering Technician	0	0	0	0	0	0	0	0	0	0	0	0	0	0	0	0	0	0	0	0	0
JUMLAH / TOTAL		46	13	59	57	10	67	0	0	0	0	0	31	13	44	88	16	104	222	52	274	

Nota / Note :

\*\* Adalah Kursus Lanjutan yang memerlukan pelatih menjalani kursus latihan asas terlebih dahulu /  
This is an advance course in which trainees has to undergo/complete/pass the basic course

1.11.14 ENROLMEN KOLEJ VOKASIONAL - ILKA DAN ILKS SEPerti PADA 30 JUN 2018  
ENROLMENT IN VOCATIONAL COLLEGE - ILKA AND ILKA AS OF 30th JUNE 2018

## WP KUALA LUMPUR

No.	Kursus / Course	Tingkatan 4 (1 SKM) Form 4			Tingkatan 5 (2 SKM) Form 5			Tahun 1 (1 SVM) 1st Year			Tahun 2 (2 SVM) 2nd Year			Tahun 3 (1 DVM) 3rd Year			Tahun 4 (2 DVM) 4th Year			Jumlah Total		
		L/M	P/F	J/T	L/M	P/F	J/T	L/M	P/F	J/T	L/M	P/F	J/T	L/M	P/F	J/T	L/M	P/F	J/T	L/M	P/F	J/T
PROGRAM KV- ILKA (ILP)																						
1	Teknologi Elektronik Industri	0	0	0	0	0	0	0	0	0	0	0	0	0	0	19	9	28	19	9	28	
2	Teknologi Instrumen Perindustrian	0	0	0	0	0	0	0	0	0	0	0	0	0	0	0	0	0	0	0	0	
3	Teknologi Kenderaan Perdagangan Berat	0	0	0	0	0	0	0	0	0	0	0	0	0	0	0	0	0	0	0	0	
4	Teknologi Komputer Sistem	0	0	0	0	0	0	0	0	0	0	0	0	0	0	17	12	29	17	12	29	
5	Teknologi Mekatronik	0	0	0	0	0	0	0	0	0	0	0	0	0	0	0	0	0	0	0	0	
6	Teknologi Pemesinan CNC	0	0	0	0	0	0	0	0	0	0	0	0	0	0	12	3	15	12	3	15	
7	Teknologi Perisian (Pengaturcaraan)	0	0	0	0	0	0	0	0	0	0	0	0	0	0	0	0	0	0	0	0	
8	Teknologi Plastik	0	0	0	0	0	0	0	0	0	0	0	0	0	0	0	0	0	0	0	0	
9	Teknologi Reka Bentuk Produk Industri	0	0	0	0	0	0	0	0	0	0	0	0	0	0	0	0	0	0	0	0	
PROGRAM KEMAHIRAN- ILKA (WISDEC)																						
1	Teknologi Pemprosesan Perabot	0	0	0	0	0	0	0	0	0	0	0	0	0	0	0	0	0	0	0	0	
PROGRAM KEMAHIRAN- ILKA (IKTBN)																						
1	Kimpalan	0	0	0	0	0	0	0	0	0	0	0	0	0	0	0	0	0	0	0	0	
PROGRAM APPRENTICESHIP- ILKA (GIATMARA)																						
1	Computer System And Networking	1	0	1	0	0	0	0	0	0	0	0	0	0	0	0	0	0	1	0	1	
2	Teknologi Sistem Komputer	0	0	0	4	0	4	0	0	0	0	0	0	0	0	0	0	0	4	0	4	
3	Desktop Publishing Artist	0	0	0	0	0	0	0	0	0	0	0	0	0	0	0	0	0	0	0	0	
4	Graphic Design And Advertising	1	0	1	0	0	0	0	0	0	0	0	0	0	0	0	0	0	1	0	1	
5	Multimedia Design And Production	0	0	0	0	0	0	0	0	0	0	0	0	0	0	0	0	0	0	0	0	
6	Teknologi Animasi	0	0	0	0	0	0	0	0	0	0	0	0	0	0	0	0	0	0	0	0	
7	Teknologi Fotografi	0	0	0	0	0	0	0	0	0	0	0	0	0	0	0	0	0	0	0	0	
8	Teknologi Percetakan	0	0	0	0	0	0	0	0	0	0	0	0	0	0	0	0	0	0	0	0	
9	Elektronik Industri	0	0	0	0	0	0	0	0	0	0	0	0	0	0	0	0	0	0	0	0	
10	Mekatronik	0	0	0	0	0	0	0	0	0	0	0	0	0	0	0	0	0	0	0	0	
11	Teknologi Elektronik Audio Visual	2	0	2	7	0	7	0	0	0	0	0	0	0	0	0	0	0	9	0	9	
12	Fashion And Dressmaking	0	1	1	0	6	6	0	0	0	0	0	0	0	0	0	0	0	0	7	7	
13	Hiasan Dalaman	0	0	0	0	0	0	0	0	0	0	0	0	0	0	0	0	0	0	0	0	
14	Seni Sulaman Berkomputer**	0	0	0	0	0	0	0	0	0	0	0	0	0	0	0	0	0	0	0	0	
15	Seni Reka Gaya Rambut	0	0	0	0	0	0	0	0	0	0	0	0	0	0	0	0	0	0	0	0	
16	Solekan Dan Gaya Rambut	0	0	0	0	0	0	0	0	0	0	0	0	0	0	0	0	0	0	0	0	
17	Solekan Dan Terapi Kecantikan	0	0	0	0	0	0	0	0	0	0	0	0	0	0	0	0	0	0	0	0	
18	Holistic And Wellness Spa	0	0	0	0	0	0	0	0	0	0	0	0	0	0	0	0	0	0	0	0	
19	Confectionary And Bakery	0	0	0	0	0	0	0	0	0	0	0	0	0	0	0	0	0	0	0	0	
20	Masakan Dan Pramusaji	0	0	0	0	0	0	0	0	0	0	0	0	0	0	0	0	0	0	0	0	
21	Teknologi Kimpalan Dan Fabrikasi Logam	0	0	0	0	0	0	0	0	0	0	0	0	0	0	0	0	0	0	0	0	
22	Teknologi Penyejukbekuan Dan Penyaman Udara	2	0	2	3	0	3	0	0	0	0	0	0	0	0	0	0	0	5	0	5	
23	Teknologi Automotif	5	0	5	5	0	5	0	0	0	0	0	0	0	0	0	0	0	10	0	10	
24	Teknologi Baikpulih Dan Mengecat Kenderaan	0	0	0	0	0	0	0	0	0	0	0	0	0	0	0	0	0	0	0	0	
25	Teknologi Motosikal	2	0	2	6	0	6	0	0	0	0	0	0	0	0	0	0	0	8	0	8	
26	Building Technology	0	0	0	0	0	0	0	0	0	0	0	0	0	0	0	0	0	0	0	0	
PROGRAM KV-ILKS																						
1	Teknologi Mekatronik	0	0	0	0	0	0	0	0	0	0	0	0	0	0	0	0	0	0	0	0	
2	Teknologi Mekatronik Robotik	0	0	0	0	0	0	0	0	0	0	0	0	0	0	0	0	0	0	0	0	
3	Teknologi Marin	0	0	0	0	0	0	0	0	0	0	0	0	0	0	0	0	0	0	0	0	
4	Pengajian Nautikal	0	0	0	0	0	0	0	0	0	0	0	0	0	0	0	0	0	0	0	0	
5	Kejuruteraan Kapal	0	0	0	0	0	0	0	0	0	0	0	0	0	0	0	0	0	0	0	0	
6	Licensed Aircraft Maintenance Technician (Cat. 'A')	0	0	0	0	0	0	0	0	0	0	0	0	0	0	0	0	0	0	0	0	
7	Teknologi Penjanaan Kuasa Elektrik	0	0	0	0	0	0	0	0	0	0	0	0	0	0	0	0	0	0	0	0	
8	Teknologi Kesan Khas Visual	0	0	0	0	0	0	0	0	0	0	0	0	0	0	0	0	0	0	0	0	
9	Teknologi Animasi 2D	0	0	0	0	0	0	0	0	0	0	0	0	0	0	0	0	0	0	0	0	
10	Teknologi Pembuatan (Perkakasan - Alat Pemetong)	0	0	0	0	0	0	0	0	0	0	0	0	0	0	0	0	0	0	0	0	
11	Teknologi Pembuatan (Perkakasan - Acuan)	0	0	0	0	0	0	0	0	0	0	0	0	0	0	0	0	0	0	0	0	
12	Autotronik	0	0	0	0	0	0	0	0	0	0	0	0	0	0	0	0	0	0	0	0	
13	Subsea Welding Technology	0	0	0	0	0	0	0	0	0	0	0	0	0	0	0	0	0	0	0	0	
14	Oil and Gas Welding Technology	0	0	0	0	0	0	0	0	0	0	0	0	0	0	0	0	0	0	0	0	
15	Aviation (Ground Handling & Ramp Service)	0	0	0	0	0	0	0	0	0	0	0	0	0	0	0	0	0	0	0	0	
16	Collision Repair Re Engineering Technician	0	0	0	0	0	0	0	0	0	0	0	0	0	0	0	0	0	0	0	0	
JUMLAH / TOTAL		13	1	14	25	6	31	0	0	0	0	0	0	0	0	48	24	72	86	31	117	

Nota / Note :

\*\* Adalah Kursus Lanjutan yang memerlukan pelatih menjalani kursus latihan asas terlebih dahulu /  
This is an advance course in which trainees has to undergo/complete/pass the basic course

1.11.15 ENROLMEN KOLEJ VOKASIONAL - ILKA DAN ILKS SEPerti PADA 30 JUN 2018  
ENROLMENT IN VOCATIONAL COLLEGE - ILKA AND ILKA AS OF 30th JUNE 2018

## WP LABUAN

No.	Kursus / Course	Tingkatan 4 (1 SKM) Form 4			Tingkatan 5 (2 SKM) Form 5			Tahun 1 (1 SVM) 1st Year			Tahun 2 (2 SVM) 2nd Year			Tahun 3 (1 DVM) 3rd Year			Tahun 4 (2 DVM) 4th Year			Jumlah Total		
		L/M	P/F	J/T	L/M	P/F	J/T	L/M	P/F	J/T	L/M	P/F	J/T	L/M	P/F	J/T	L/M	P/F	J/T	L/M	P/F	J/T
PROGRAM KV- ILKA (ILP)																						
1	Teknologi Elektronik Industri	0	0	0	0	0	0	0	0	0	0	0	0	0	0	0	0	0	0	0	0	0
2	Teknologi Instrumen Perindustrian	0	0	0	0	0	0	0	0	0	0	0	0	0	0	0	0	0	0	0	0	0
3	Teknologi Kenderaan Perdagangan Berat	0	0	0	0	0	0	0	0	0	0	0	0	0	0	0	0	0	0	0	0	0
4	Teknologi Komputer Sistem	0	0	0	0	0	0	0	0	0	0	0	0	0	0	0	2	2	4	2	2	4
5	Teknologi Mekatronik	0	0	0	0	0	0	0	0	0	0	0	0	0	0	0	0	0	0	0	0	0
6	Teknologi Pemesinan CNC	0	0	0	0	0	0	0	0	0	0	0	0	0	0	0	0	0	0	0	0	0
7	Teknologi Perisian (Pengaturcaraan)	0	0	0	0	0	0	0	0	0	0	0	0	0	0	0	0	0	0	0	0	0
8	Teknologi Plastik	0	0	0	0	0	0	0	0	0	0	0	0	0	0	0	0	0	0	0	0	0
9	Teknologi Reka Bentuk Produk Industri	0	0	0	0	0	0	0	0	0	0	0	0	0	0	0	0	0	0	0	0	0
PROGRAM KEMAHIRAN- ILKA (WISDEC)																						
1	Teknologi Pemprosesan Perabot	0	0	0	0	0	0	0	0	0	0	0	0	0	0	0	0	0	0	0	0	0
PROGRAM KEMAHIRAN- ILKA (IKTBN)																						
1	Kimpalan	0	0	0	0	0	0	0	0	0	0	0	0	0	0	0	0	0	0	0	0	0
PROGRAM APPRENTICESHIP- ILKA (GIATMARA)																						
1	Computer System And Networking	0	0	0	0	0	0	0	0	0	0	0	0	0	0	0	0	0	0	0	0	0
2	Teknologi Sistem Komputer	0	0	0	0	0	0	0	0	0	0	0	0	0	0	0	0	0	0	0	0	0
3	Desktop Publishing Artist	0	0	0	0	0	0	0	0	0	0	0	0	0	0	0	0	0	0	0	0	0
4	Graphic Design And Advertising	0	0	0	0	0	0	0	0	0	0	0	0	0	0	0	0	0	0	0	0	0
5	Multimedia Design And Production	0	0	0	0	0	0	0	0	0	0	0	0	0	0	0	0	0	0	0	0	0
6	Teknologi Animasi	0	0	0	0	0	0	0	0	0	0	0	0	0	0	0	0	0	0	0	0	0
7	Teknologi Fotografi	0	0	0	0	0	0	0	0	0	0	0	0	0	0	0	0	0	0	0	0	0
8	Teknologi Percetakan	0	0	0	0	0	0	0	0	0	0	0	0	0	0	0	0	0	0	0	0	0
9	Elektronik Industri	0	0	0	0	0	0	0	0	0	0	0	0	0	0	0	0	0	0	0	0	0
10	Mekatronik	0	0	0	0	0	0	0	0	0	0	0	0	0	0	0	0	0	0	0	0	0
11	Teknologi Elektronik Audio Visual	0	0	0	0	0	0	0	0	0	0	0	0	0	0	0	0	0	0	0	0	0
12	Fashion And Dressmaking	0	0	0	0	0	0	0	0	0	0	0	0	0	0	0	0	0	0	0	0	0
13	Hiasan Dalaman	0	0	0	0	0	0	0	0	0	0	0	0	0	0	0	0	0	0	0	0	0
14	Seni Sulaman Berkomputer**	0	0	0	0	0	0	0	0	0	0	0	0	0	0	0	0	0	0	0	0	0
15	Seni Reka Gaya Rambut	0	0	0	0	0	0	0	0	0	0	0	0	0	0	0	0	0	0	0	0	0
16	Solekan Dan Gaya Rambut	0	0	0	0	0	0	0	0	0	0	0	0	0	0	0	0	0	0	0	0	0
17	Solekan Dan Terapi Kecantikan	0	0	0	0	0	0	0	0	0	0	0	0	0	0	0	0	0	0	0	0	0
18	Holistic And Wellness Spa	0	0	0	0	0	0	0	0	0	0	0	0	0	0	0	0	0	0	0	0	0
19	Confectionary And Bakery	0	0	0	0	0	0	0	0	0	0	0	0	0	0	0	0	0	0	0	0	0
20	Masakan Dan Pramusaji	0	0	0	0	0	0	0	0	0	0	0	0	0	0	0	0	0	0	0	0	0
21	Teknologi Kimpalan Dan Fabrikasi Logam	0	0	0	0	0	0	0	0	0	0	0	0	0	0	0	0	0	0	0	0	0
22	Teknologi Penyejukbekuan Dan Penyaman Udara	0	0	0	0	0	0	0	0	0	0	0	0	0	0	0	0	0	0	0	0	0
23	Teknologi Automotif	0	0	0	0	0	0	0	0	0	0	0	0	0	0	0	0	0	0	0	0	0
24	Teknologi Baikpulih Dan Mengecat Kenderaan	0	0	0	0	0	0	0	0	0	0	0	0	0	0	0	0	0	0	0	0	0
25	Teknologi Motosikal	0	0	0	0	0	0	0	0	0	0	0	0	0	0	0	0	0	0	0	0	0
26	Building Technology	0	0	0	0	0	0	0	0	0	0	0	0	0	0	0	0	0	0	0	0	0
PROGRAM KV-ILKS																						
1	Teknologi Mekatronik	0	0	0	0	0	0	0	0	0	0	0	0	0	0	0	0	0	0	0	0	0
2	Teknologi Mekatronik Robotik	0	0	0	0	0	0	0	0	0	0	0	0	0	0	0	0	0	0	0	0	0
3	Teknologi Marin	0	0	0	0	0	0	0	0	0	0	0	0	0	0	0	0	0	0	0	0	0
4	Pengajian Nautikal	0	0	0	0	0	0	0	0	0	0	0	0	0	0	0	0	0	0	0	0	0
5	Kejuruteraan Kapal	0	0	0	0	0	0	0	0	0	0	0	0	0	0	0	0	0	0	0	0	0
6	Licensed Aircraft Maintenance Technician (Cat. 'A')	0	0	0	0	0	0	0	0	0	0	0	0	0	0	0	0	0	0	0	0	0
7	Teknologi Penjanaan Kuasa Elektrik	0	0	0	0	0	0	0	0	0	0	0	0	0	0	0	0	0	0	0	0	0
8	Teknologi Kesan Khas Visual	0	0	0	0	0	0	0	0	0	0	0	0	0	0	0	0	0	0	0	0	0
9	Teknologi Animasi 2D	0	0	0	0	0	0	0	0	0	0	0	0	0	0	0	0	0	0	0	0	0
10	Teknologi Pembuatan (Perkakasan - Alat Pemetong)	0	0	0	0	0	0	0	0	0	0	0	0	0	0	0	0	0	0	0	0	0
11	Teknologi Pembuatan (Perkakasan - Acuan)	0	0	0	0	0	0	0	0	0	0	0	0	0	0	0	0	0	0	0	0	0
12	Autotronik	0	0	0	0	0	0	0	0	0	0	0	0	0	0	0	0	0	0	0	0	0
13	Subsea Welding Technology	0	0	0	0	0	0	0	0	0	0	0	0	0	0	0	0	0	0	0	0	0
14	Oil and Gas Welding Technology	0	0	0	0	0	0	0	0	0	0	0	0	0	0	0	0	0	0	0	0	0
15	Aviation (Ground Handling & Ramp Service)	0	0	0	0	0	0	0	0	0	0	0	0	0	0	0	0	0	0	0	0	0
16	Collision Repair Re Engineering Technician	0	0	0	0	0	0	0	0	0	0	0	0	0	0	0	0	0	0	0	0	0
JUMLAH / TOTAL		0	0	0	0	0	0	0	0	0	0	0	0	0	0	0	2	2	4	2	2	4

Nota / Note :

\*\* Adalah Kursus Lanjutan yang memerlukan pelatih menjalani kursus latihan asas terlebih dahulu /  
This is an advance course in which trainees has to undergo/complete/pass the basic course

1.12

ENROLMEN SEKOLAH SUKAN SEPERTI PADA 30 JUN 2018  
 ENROLMENT IN SPORTS SCHOOLS AS OF 30th JUNE 2018

## MALAYSIA

Tahun / Tingkatan Year / Form	L / M	P / F	J / T
PERINGKAT RENDAH / PRIMARY LEVEL			
Tahun 5 / Year 5	11	0	11
Tahun 6 / Year 6	18	3	21
Jumlah Kecil / Sub-total	29	3	32
MENENGAH RENDAH / LOWER SECONDARY: TINGKATAN / FORM			
Tingkatan 1 / Form 1	153	88	241
Tingkatan 2 / Form 2	169	79	248
Tingkatan 3 / Form 3	175	84	259
Jumlah Kecil / Sub-total	497	251	748
MENENGAH ATAS / UPPER SECONDARY: TINGKATAN 4 / FORM 4			
Kemanusiaan / Humanities	206	74	280
Sains / Science	19	28	73
Jumlah Kecil / Sub-total	225	102	353
MENENGAH ATAS / UPPER SECONDARY: TINGKATAN 5 / FORM 5			
Kemanusiaan / Humanities	128	73	251
Sains / Science	29	13	59
Jumlah Kecil / Sub-total	157	86	310
LEPAS MENENGAH / POST SECONDARY: TINGKATAN 6 RENDAH / FORM 6 LOWER			
Kemanusiaan / Humanities	0	0	0
Sains / Science	0	0	0
Prauniversiti Tahun 1 / Pre-University Year 1	76	47	175
TINGKATAN 6 ATAS / FORM 6 UPPER			
Kemanusiaan / Humanities	0	0	0
Sains / Science	0	0	0
Prauniversiti Tahun 2 / Pre-University Year 2	47	22	76
Jumlah Kecil / Sub Total	123	69	192
<b>JUMLAH BESAR / GRAND TOTAL</b>	<b>1031</b>	<b>511</b>	<b>1542</b>

## Nota / Note :

Terdapat sekolah sukan di negeri Johor, Pahang, Sabah, Terengganu dan WP Kuala Lumpur /  
 There are Sports Schools in Johor, Pahang, Sabah, Terengganu and WP Kuala Lumpur

1.12.1 ENROLMEN SEKOLAH SUKAN SEPERTI PADA 30 JUN 2018  
ENROLMENT IN SPORTS SCHOOLS AS OF 30th JUNE 2018

## JOHOR

Tahun / Tingkatan Year / Form	L / M	P / F	J / T
PERINGKAT RENDAH / PRIMARY LEVEL			
Tahun 5 / Year 5	4	0	4
Tahun 6 / Year 6	5	1	6
Jumlah Kecil / Sub-total	9	1	10
MENENGAH ATAS / UPPER SECONDARY: TINGKATAN 4 / FORM 4			
Tingkatan 1 / Form 1	25	18	43
Tingkatan 2 / Form 2	43	27	70
Tingkatan 3 / Form 3	43	17	60
Jumlah Kecil / Sub-total	111	62	173
MENENGAH ATAS / UPPER SECONDARY: TINGKATAN 4 / FORM 4			
Kemanusiaan / Humanities	43	20	63
Sains / Science	5	6	11
Jumlah Kecil / Sub-total	48	26	74
MENENGAH ATAS / UPPER SECONDARY: TINGKATAN 5 / FORM 5			
Kemanusiaan / Humanities	66	19	85
Sains / Science	11	3	14
Jumlah Kecil / Sub-total	77	22	99
LEPAS MENENGAH / POST SECONDARY TINGKATAN 6 RENDAH / FORM 6 LOWER			
Kemanusiaan / Humanities	0	0	0
Sains / Science	0	0	0
Prauniversiti Tahun 1 / Pre-University Year 1	44	18	62
TINGKATAN 6 ATAS / FORM 6 UPPER			
Kemanusiaan / Humanities	0	0	0
Sains / Science	0	0	0
Prauniversiti Tahun 2 / Pre-University Year 2	38	13	51
Jumlah Kecil / Sub Total	82	31	113
<b>JUMLAH BESAR / GRAND TOTAL</b>	<b>327</b>	<b>142</b>	<b>469</b>

## Nota / Note:

Terdapat sekolah sukan di negeri Johor, Pahang, Sabah, Terengganu dan WP Kuala Lumpur /  
There are Sports Schools in Johor, Pahang, Sabah, Terengganu and WP Kuala Lumpur

1.12.2 ENROLMEN SEKOLAH SUKAN SEPerti PADA 30 JUN 2018  
ENROLMENT IN SPORTS SCHOOLS AS OF 30th JUNE 2018

## PAHANG

Tahun / Tingkatan Year / Form	L / M	P / F	J / T
PERINGKAT RENDAH / PRIMARY LEVEL			
Tahun 5 / Year 5	4	0	4
Tahun 6 / Year 6	4	2	6
Jumlah Kecil / Sub-total	8	2	10
MENENGAH RENDAH / LOWER SECONDARY:			
TINGKATAN / FORM			
Tingkatan 1 / Form 1	64	19	83
Tingkatan 2 / Form 2	59	12	71
Tingkatan 3 / Form 3	58	14	72
Jumlah Kecil / Sub-total	181	45	226
MENENGAH ATAS / UPPER SECONDARY:			
TINGKATAN 4 / FORM 4			
Kemanusiaan / Humanities	65	16	81
Sains / Science	0	0	0
Jumlah Kecil / Sub-total	65	16	81
MENENGAH ATAS / UPPER SECONDARY:			
TINGKATAN 5 / FORM 5			
Kemanusiaan / Humanities	14	13	27
Sains / Science	0	0	0
Jumlah Kecil / Sub-total	14	13	27
LEPAS MENENGAH / POST SECONDARY:			
TINGKATAN 6 RENDAH / FORM 6 LOWER			
Kemanusiaan / Humanities	0	0	0
Sains / Science	0	0	0
Prauniversiti Tahun 1 / Pre-University Year 1	5	4	9
TINGKATAN 6 ATAS / FORM 6 UPPER			
Kemanusiaan / Humanities	0	0	0
Sains / Science	0	0	0
Prauniversiti Tahun 2 / Pre-University Year 2	3	8	11
Jumlah Kecil / Sub Total	8	12	20
<b>JUMLAH BESAR / GRAND TOTAL</b>	<b>276</b>	<b>88</b>	<b>364</b>

## Nota / Note :

Terdapat sekolah sukan di negeri Johor, Pahang, Sabah, Terengganu dan WP Kuala Lumpur /  
There are Sports Schools in Johor, Pahang, Sabah, Terengganu and WP Kuala Lumpur

1.12.3 ENROLMEN SEKOLAH SUKAN SEPERTI PADA 30 JUN 2018  
ENROLMENT IN SPORTS SCHOOLS AS OF 30th JUNE 2018

## SABAH

Tahun / Tingkatan Year / Form	L / M	P / F	J / T
PERINGKAT RENDAH / PRIMARY LEVEL			
Tahun 5 / Year 5	3	0	3
Tahun 6 / Year 6	9	0	9
<b>Jumlah Kecil / Sub-total</b>	<b>12</b>	<b>0</b>	<b>12</b>
MENENGAH RENDAH / LOWER SECONDARY: TINGKATAN / FORM			
Tingkatan 1 / Form 1	24	18	42
Tingkatan 2 / Form 2	19	10	29
Tingkatan 3 / Form 3	22	20	42
<b>Jumlah Kecil / Sub-total</b>	<b>65</b>	<b>48</b>	<b>113</b>
MENENGAH ATAS / UPPER SECONDARY: TINGKATAN 4 / FORM 4			
Kemanusiaan / Humanities	17	12	29
Sains / Science	2	8	10
<b>Jumlah Kecil / Sub-total</b>	<b>19</b>	<b>20</b>	<b>39</b>
MENENGAH ATAS / UPPER SECONDARY: TINGKATAN 5 / FORM 5			
Kemanusiaan / Humanities	14	25	39
Sains / Science	8	3	11
<b>Jumlah Kecil / Sub-total</b>	<b>22</b>	<b>28</b>	<b>50</b>
LEPAS MENENGAH / POST SECONDARY: TINGKATAN 6 RENDAH / FORM 6 LOWER			
Kemanusiaan / Humanities	0	0	0
Sains / Science	0	0	0
Prauniversiti Tahun 1 / Pre-University Year 1	0	0	0
TINGKATAN 6 ATAS / FORM 6 UPPER			
Kemanusiaan / Humanities	0	0	0
Sains / Science	0	0	0
Prauniversiti Tahun 2 / Pre-University Year 2	0	0	0
<b>Jumlah Kecil / Sub Total</b>	<b>0</b>	<b>0</b>	<b>0</b>
<b>JUMLAH BESAR / GRAND TOTAL</b>	<b>118</b>	<b>96</b>	<b>214</b>

## Nota / Note :

Terdapat sekolah sukan di negeri Johor, Pahang, Sabah, Terengganu dan WP Kuala Lumpur /  
There are Sports Schools in Johor, Pahang, Sabah, Terengganu and WP Kuala Lumpur

1.12.4 ENROLMEN SEKOLAH SUKAN SEPERTI PADA 30 JUN 2018  
ENROLMENT IN SPORTS SCHOOLS AS OF 30th JUNE 2018

## WP KUALA LUMPUR

Tahun / Tingkatan Year / Form	L / M	P / F	J / T
PERINGKAT RENDAH / PRIMARY LEVEL			
Tahun 5 / Year 5	0	0	0
Tahun 6 / Year 6	0	0	0
Jumlah Kecil / Sub-total	0	0	0
MENENGAH RENDAH / LOWER SECONDARY: TINGKATAN / FORM			
Tingkatan 1 / Form 1	21	19	40
Tingkatan 2 / Form 2	23	22	45
Tingkatan 3 / Form 3	28	22	50
Jumlah Kecil / Sub-total	72	63	135
MENENGAH ATAS / UPPER SECONDARY: TINGKATAN 4 / FORM 4			
Kemanusiaan / Humanities	55	16	71
Sains / Science	12	14	26
Jumlah Kecil / Sub-total	67	30	97
MENENGAH ATAS / UPPER SECONDARY: TINGKATAN 5 / FORM 5			
Kemanusiaan / Humanities	34	16	50
Sains / Science	10	7	17
Jumlah Kecil / Sub-total	44	23	67
LEPAS MENENGAH / POST SECONDARY: TINGKATAN 6 RENDAH / FORM 6 LOWER			
Kemanusiaan / Humanities	0	0	0
Sains / Science	0	0	0
Prauniversiti Tahun 1 / Pre-University Year 1	27	25	52
TINGKATAN 6 ATAS / FORM 6 UPPER			
Kemanusiaan / Humanities	0	0	0
Sains / Science	0	0	0
Prauniversiti Tahun 2 / Pre-University Year 2	6	1	7
Jumlah Kecil / Sub Total	33	26	59
<b>JUMLAH BESAR / GRAND TOTAL</b>	<b>216</b>	<b>142</b>	<b>358</b>

## Nota / Note :

Terdapat sekolah sukan di negeri Johor, Pahang, Sabah, Terengganu dan WP Kuala Lumpur /  
There are Sports Schools in Johor, Pahang, Sabah, Terengganu and WP Kuala Lumpur

1.12.5 ENROLMEN SEKOLAH SUKAN SEPERTI PADA 30 JUN 2018  
ENROLMENT IN SPORTS SCHOOLS AS OF 30th JUNE 2018

## TERENGGANU

Tahun / Tingkatan Year / Form	L / M	P / F	J / T
PERINGKAT RENDAH / PRIMARY LEVEL			
Tahun 5 / Year 5	0	0	0
Tahun 6 / Year 6	0	0	0
Jumlah Kecil / Sub-total	0	0	0
MENENGAH RENDAH / LOWER SECONDARY: TINGKATAN / FORM			
Tingkatan 1 / Form 1	19	14	33
Tingkatan 2 / Form 2	25	8	33
Tingkatan 3 / Form 3	24	11	35
Jumlah Kecil / Sub-total	68	33	101
MENENGAH ATAS / UPPER SECONDARY: TINGKATAN 4 / FORM 4			
Kemanusiaan / Humanities	26	10	36
Sains / Science	0	0	26
Jumlah Kecil / Sub-total	26	10	62
MENENGAH ATAS / UPPER SECONDARY: TINGKATAN 5 / FORM 5			
Kemanusiaan / Humanities	0	0	50
Sains / Science	0	0	17
Jumlah Kecil / Sub-total	0	0	67
LEPAS MENENGAH / POST SECONDARY: TINGKATAN 6 RENDAH / FORM 6 LOWER			
Kemanusiaan / Humanities	0	0	0
Sains / Science	0	0	0
Prauniversiti Tahun 1 / Pre-University Year 1	0	0	52
TINGKATAN 6 ATAS / FORM 6 UPPER			
Kemanusiaan / Humanities	0	0	0
Sains / Science	0	0	0
Prauniversiti Tahun 2 / Pre-University Year 2	0	0	7
Jumlah Kecil / Sub Total	0	0	0
JUMLAH BESAR / GRAND TOTAL	94	43	137

## Nota / Note :

Terdapat sekolah sukan di negeri Johor, Pahang, Sabah, Terengganu dan WP Kuala Lumpur /  
There are Sports Schools in Johor, Pahang, Sabah, Terengganu and WP Kuala Lumpur

1.13

ENROLMEN SEKOLAH MODEL KHAS SEPERTI PADA 30 JUN 2018  
ENROLMENT IN SPECIAL MODEL SCHOOLS AS OF 30th JUNE 2018

## MALAYSIA

Tahun / Tingkatan Year / Form	L / M	P / F	J / T
PERINGKAT RENDAH / PRIMARY LEVEL			
Tahun 4 / Year 4	100	157	257
Tahun 5 / Year 5	109	176	285
Tahun 6 / Year 6	98	145	243
<b>Jumlah Kecil / Sub-total</b>	<b>307</b>	<b>478</b>	<b>785</b>
PERINGKAT MENENGAH RENDAH / LOWER SECONDARY:			
TINGKATAN / FORM			
Kelas Peralihan / Remove Class	15	6	21
Tingkatan 1 / Form 1	824	805	1,629
Tingkatan 1 Agama / Form 1 Religious	82	140	222
Tingkatan 1 PAV / Form 1 PAV	0	0	0
Tingkatan 2 / Form 2	828	818	1,646
Tingkatan 2 Agama / Form 2 Religious	85	134	219
Tingkatan 2 PAV / Form 2 PAV	0	0	0
Tingkatan 3 / Form 3	873	912	1,785
Tingkatan 3 Agama / Form 3 Religious	90	174	264
Tingkatan 3 PAV / Form 3 PAV	0	0	0
KKBP / SCLD	107	62	169
<b>Jumlah Menengah Rendah / Lower Secondary Sub-total</b>	<b>2,904</b>	<b>3,051</b>	<b>5,955</b>
MENENGAH ATAS / UPPER SECONDARY:			
TINGKATAN 4 / FORM 4			
Kemanusiaan / Humanities	498	401	899
Sains / Science	184	291	475
Agama / Religious	14	27	41
Program MPV / MPV Programme	47	0	47
Program PVMA / PVMA Programme	7	36	43
Teknologi / Technology	79	150	229
Teknik / Technical	0	0	0
Pendidikan Khas / Special Education	0	0	0
<b>Jumlah Kecil / Sub-total</b>	<b>829</b>	<b>905</b>	<b>1,734</b>
MENENGAH ATAS / UPPER SECONDARY:			
TINGKATAN 5 / FORM 5			
Kemanusiaan / Humanities	526	483	1,009
Sains / Science	166	330	496
Agama / Religious	12	19	31
Program MPV / MPV Programme	40	0	40
Program PVMA / PVMA Programme	40	35	75
Teknologi / Technology	109	152	261
Teknik / Technical	0	0	0
Pendidikan Khas / Special Education	0	0	0
<b>Jumlah Kecil / Sub-total</b>	<b>893</b>	<b>1,019</b>	<b>1,912</b>
<b>Jumlah Menengah Atas / Upper Secondary Sub-total</b>	<b>1,722</b>	<b>1,924</b>	<b>3,646</b>
<b>Jumlah Menengah / Secondary Sub-total</b>	<b>4,626</b>	<b>4,975</b>	<b>9,601</b>
LEPAS MENENGAH / POST SECONDARY:			
TINGKATAN 6 RENDAH / FORM 6 LOWER			
Kemanusiaan / Humanities	63	115	178
Sains / Science	2	2	4
Agama / Religious	0	0	0
Pendidikan Khas / Special Education	0	0	0
<b>Jumlah Kecil / Sub-total</b>	<b>65</b>	<b>117</b>	<b>182</b>
TINGKATAN 6 ATAS / FORM 6 UPPER			
Kemanusiaan / Humanities	52	94	146
Sains / Science	2	1	3
Agama / Religious	0	0	0
Pendidikan Khas / Special Education	0	0	0
<b>Jumlah Kecil / Sub-total</b>	<b>54</b>	<b>95</b>	<b>149</b>
<b>Jumlah Lepas Menengah / Post Secondary Sub-total</b>	<b>119</b>	<b>212</b>	<b>331</b>
<b>JUMLAH BESAR / GRAND TOTAL</b>	<b>5,052</b>	<b>5,665</b>	<b>10,717</b>

1.13.1 ENROLMEN SEKOLAH MODEL KHAS SEPERTI PADA 30 JUN 2018  
ENROLMENT IN SPECIAL MODEL SCHOOLS AS OF 30th JUNE 2018

## KEDAH

Tahun / Tingkatan Year / Form	L / M	P / F	J / T
PERINGKAT RENDAH / PRIMARY LEVEL			
Tahun 4 / Year 4	14	19	33
Tahun 5 / Year 5	21	27	48
Tahun 6 / Year 6	31	22	53
<b>Jumlah Kecil / Sub-total</b>	<b>66</b>	<b>68</b>	<b>134</b>
PERINGKAT MENENGAH RENDAH / LOWER SECONDARY:			
TINGKATAN / FORM			
Kelas Peralihan / Remove Class	0	0	0
Tingkatan 1 / Form 1	95	130	225
Tingkatan 1 Agama / Form 1 Religious	6	16	22
Tingkatan 1 PAV / Form 1 PAV	0	0	0
Tingkatan 2 / Form 2	107	106	213
Tingkatan 2 Agama / Form 2 Religious	9	12	21
Tingkatan 2 PAV / Form 2 PAV	0	0	0
Tingkatan 3 / Form 3	82	112	194
Tingkatan 3 Agama / Form 3 Religious	3	12	15
Tingkatan 3 PAV / Form 3 PAV	0	0	0
KKBP / SCLD	25	12	37
<b>Jumlah Menengah Rendah / Lower Secondary Sub-total</b>	<b>327</b>	<b>400</b>	<b>727</b>
MENENGAH ATAS / UPPER SECONDARY:			
TINGKATAN 4 / FORM 4			
Kemanusiaan / Humanities	68	91	159
Sains / Science	17	20	37
Agama / Religious	0	0	0
Program MPV / MPV Programme	0	0	0
Program PVMA / PVMA Programme	0	0	0
Teknologi / Technology	0	0	0
Teknik / Technical	0	0	0
Pendidikan Khas / Special Education	0	0	0
<b>Jumlah Kecil / Sub-total</b>	<b>85</b>	<b>111</b>	<b>196</b>
MENENGAH ATAS / UPPER SECONDARY:			
TINGKATAN 5 / FORM 5			
Kemanusiaan / Humanities	63	73	136
Sains / Science	16	26	42
Agama / Religious	0	0	0
Program MPV / MPV Programme	0	0	0
Program PVMA / PVMA Programme	0	0	0
Teknologi / Technology	0	0	0
Teknik / Technical	0	0	0
Pendidikan Khas / Special Education	0	0	0
<b>Jumlah Kecil / Sub-total</b>	<b>79</b>	<b>99</b>	<b>178</b>
<b>Jumlah Menengah Atas / Upper Secondary Sub-total</b>	<b>164</b>	<b>210</b>	<b>374</b>
<b>Jumlah Menengah / Secondary Sub-total</b>	<b>491</b>	<b>610</b>	<b>1,101</b>
LEPAS MENENGAH / POST SECONDARY:			
TINGKATAN 6 RENDAH / FORM 6 LOWER			
Kemanusiaan / Humanities	0	0	0
Sains / Science	0	0	0
Agama / Religious	0	0	0
Pendidikan Khas / Special Education	0	0	0
<b>Jumlah Kecil / Sub-total</b>	<b>0</b>	<b>0</b>	<b>0</b>
TINGKATAN 6 ATAS / FORM 6 UPPER			
Kemanusiaan / Humanities	0	0	0
Sains / Science	0	0	0
Agama / Religious	0	0	0
Pendidikan Khas / Special Education	0	0	0
<b>Jumlah Kecil / Sub-total</b>	<b>0</b>	<b>0</b>	<b>0</b>
<b>Jumlah Lepas Menengah / Post Secondary Sub-total</b>	<b>0</b>	<b>0</b>	<b>0</b>
<b>JUMLAH BESAR / GRAND TOTAL</b>	<b>557</b>	<b>678</b>	<b>1,235</b>

1.13.2 ENROLMEN SEKOLAH MODEL KHAS SEPERTI PADA 30 JUN 2018  
ENROLMENT IN SPECIAL MODEL SCHOOLS AS OF 30th JUNE 2018

## NEGERI SEMBILAN

Tahun / Tingkatan Year / Form	L / M	P / F	J / T
PERINGKAT RENDAH / PRIMARY LEVEL			
Tahun 4 / Year 4	5	9	14
Tahun 5 / Year 5	4	7	11
Tahun 6 / Year 6	5	5	10
<b>Jumlah Kecil / Sub-total</b>	<b>14</b>	<b>21</b>	<b>35</b>
PERINGKAT MENENGAH RENDAH / LOWER SECONDARY:			
TINGKATAN / FORM			
Kelas Peralihan / Remove Class	0	0	0
Tingkatan 1 / Form 1	76	68	144
Tingkatan 1 Agama / Form 1 Religious	0	0	0
Tingkatan 1 PAV / Form 1 PAV	0	0	0
Tingkatan 2 / Form 2	91	73	164
Tingkatan 2 Agama / Form 2 Religious	0	0	0
Tingkatan 2 PAV / Form 2 PAV	0	0	0
Tingkatan 3 / Form 3	79	90	169
Tingkatan 3 Agama / Form 3 Religious	0	0	0
Tingkatan 3 PAV / Form 3 PAV	0	0	0
KKBP / SCLD	0	0	0
<b>Jumlah Menengah Rendah / Lower Secondary Sub-total</b>	<b>246</b>	<b>231</b>	<b>477</b>
MENENGAH ATAS / UPPER SECONDARY:			
TINGKATAN 4 / FORM 4			
Kemanusiaan / Humanities	65	56	121
Sains / Science	22	46	68
Agama / Religious	0	0	0
Program MPV / MPV Programme	0	0	0
Program PVMA / PVMA Programme	0	0	0
Teknologi / Technology	0	0	0
Teknik / Technical	0	0	0
Pendidikan Khas / Special Education	0	0	0
<b>Jumlah Kecil / Sub-total</b>	<b>87</b>	<b>102</b>	<b>189</b>
MENENGAH ATAS / UPPER SECONDARY:			
TINGKATAN 5 / FORM 5			
Kemanusiaan / Humanities	61	72	133
Sains / Science	18	29	47
Agama / Religious	0	0	0
Program MPV / MPV Programme	0	0	0
Program PVMA / PVMA Programme	14	0	14
Teknologi / Technology	0	0	0
Teknik / Technical	0	0	0
Pendidikan Khas / Special Education	0	0	0
<b>Jumlah Kecil / Sub-total</b>	<b>93</b>	<b>101</b>	<b>194</b>
<b>Jumlah Menengah Atas / Upper Secondary Sub-total</b>	<b>180</b>	<b>203</b>	<b>383</b>
<b>Jumlah Menengah / Secondary Sub-total</b>	<b>426</b>	<b>434</b>	<b>860</b>
LEPAS MENENGAH / POST SECONDARY:			
TINGKATAN 6 RENDAH / FORM 6 LOWER			
Kemanusiaan / Humanities	20	47	67
Sains / Science	0	0	0
Agama / Religious	0	0	0
Pendidikan Khas / Special Education	0	0	0
<b>Jumlah Kecil / Sub-total</b>	<b>20</b>	<b>47</b>	<b>67</b>
TINGKATAN 6 ATAS / FORM 6 UPPER			
Kemanusiaan / Humanities	25	43	68
Sains / Science	0	0	0
Agama / Religious	0	0	0
Pendidikan Khas / Special Education	0	0	0
<b>Jumlah Kecil / Sub-total</b>	<b>25</b>	<b>43</b>	<b>68</b>
<b>Jumlah Lepas Menengah / Post Secondary Sub-total</b>	<b>45</b>	<b>90</b>	<b>135</b>
<b>JUMLAH BESAR / GRAND TOTAL</b>	<b>485</b>	<b>545</b>	<b>1,030</b>

1.13.3 ENROLMEN SEKOLAH MODEL KHAS SEPERTI PADA 30 JUN 2018  
ENROLMENT IN SPECIAL MODEL SCHOOLS AS OF 30th JUNE 2018

## PAHANG

Tahun / Tingkatan Year / Form	L / M	P / F	J / T
PERINGKAT RENDAH / PRIMARY LEVEL			
Tahun 4 / Year 4	56	98	154
Tahun 5 / Year 5	57	108	165
Tahun 6 / Year 6	41	88	129
<b>Jumlah Kecil / Sub-total</b>	<b>154</b>	<b>294</b>	<b>448</b>
PERINGKAT MENENGAH RENDAH / LOWER SECONDARY: TINGKATAN / FORM			
Kelas Peralihan / Remove Class	0	0	0
Tingkatan 1 / Form 1	68	100	168
Tingkatan 1 Agama / Form 1 Religious	45	68	113
Tingkatan 1 PAV / Form 1 PAV	0	0	0
Tingkatan 2 / Form 2	58	105	163
Tingkatan 2 Agama / Form 2 Religious	54	68	122
Tingkatan 2 PAV / Form 2 PAV	0	0	0
Tingkatan 3 / Form 3	80	120	200
Tingkatan 3 Agama / Form 3 Religious	59	85	144
Tingkatan 3 PAV / Form 3 PAV	0	0	0
KKBP / SCLD	0	0	0
<b>Jumlah Menengah Rendah / Lower Secondary Sub-total</b>	<b>364</b>	<b>546</b>	<b>910</b>
MENENGAH ATAS / UPPER SECONDARY: TINGKATAN 4 / FORM 4			
Kemanusiaan / Humanities	42	54	96
Sains / Science	81	76	157
Agama / Religious	4	4	8
Program MPV / MPV Programme	0	0	0
Program PVMA / PVMA Programme	0	0	0
Teknologi / Technology	5	9	14
Teknik / Technical	0	0	0
Pendidikan Khas / Special Education	0	0	0
<b>Jumlah Kecil / Sub-total</b>	<b>132</b>	<b>143</b>	<b>275</b>
MENENGAH ATAS / UPPER SECONDARY: TINGKATAN 5 / FORM 5			
Kemanusiaan / Humanities	43	63	106
Sains / Science	72	139	211
Agama / Religious	4	10	14
Program MPV / MPV Programme	0	0	0
Program PVMA / PVMA Programme	0	0	0
Teknologi / Technology	7	8	15
Teknik / Technical	0	0	0
Pendidikan Khas / Special Education	0	0	0
<b>Jumlah Kecil / Sub-total</b>	<b>126</b>	<b>220</b>	<b>346</b>
<b>Jumlah Menengah Atas / Upper Secondary Sub-total</b>	<b>258</b>	<b>363</b>	<b>621</b>
<b>Jumlah Menengah / Secondary Sub-total</b>	<b>622</b>	<b>909</b>	<b>1,531</b>
LEPAS MENENGAH / POST SECONDARY: TINGKATAN 6 RENDAH / FORM 6 LOWER			
Kemanusiaan / Humanities	37	53	90
Sains / Science	2	2	4
Agama / Religious	0	0	0
Pendidikan Khas / Special Education	0	0	0
<b>Jumlah Kecil / Sub-total</b>	<b>39</b>	<b>55</b>	<b>94</b>
TINGKATAN 6 ATAS / FORM 6 UPPER			
Kemanusiaan / Humanities	22	35	57
Sains / Science	2	1	3
Agama / Religious	0	0	0
Pendidikan Khas / Special Education	0	0	0
<b>Jumlah Kecil / Sub-total</b>	<b>24</b>	<b>36</b>	<b>60</b>
<b>Jumlah Lepas Menengah / Post Secondary Sub-total</b>	<b>63</b>	<b>91</b>	<b>154</b>
<b>JUMLAH BESAR / GRAND TOTAL</b>	<b>839</b>	<b>1,294</b>	<b>2,133</b>

1.13.4 ENROLMEN SEKOLAH MODEL KHAS SEPERTI PADA 30 JUN 2018  
ENROLMENT IN SPECIAL MODEL SCHOOLS AS OF 30th JUNE 2018

## PERAK

Tahun / Tingkatan Year / Form	L / M	P / F	J / T
PERINGKAT RENDAH / PRIMARY LEVEL			
Tahun 4 / Year 4	2	2	4
Tahun 5 / Year 5	10	2	12
Tahun 6 / Year 6	5	3	8
<b>Jumlah Kecil / Sub-total</b>	<b>17</b>	<b>7</b>	<b>24</b>
PERINGKAT MENENGAH RENDAH / LOWER SECONDARY:			
TINGKATAN / FORM			
Kelas Peralihan / Remove Class	0	0	0
Tingkatan 1 / Form 1	53	44	97
Tingkatan 1 Agama / Form 1 Religious	0	0	0
Tingkatan 1 PAV / Form 1 PAV	0	0	0
Tingkatan 2 / Form 2	43	50	93
Tingkatan 2 Agama / Form 2 Religious	0	0	0
Tingkatan 2 PAV / Form 2 PAV	0	0	0
Tingkatan 3 / Form 3	55	53	108
Tingkatan 3 Agama / Form 3 Religious	0	0	0
Tingkatan 3 PAV / Form 3 PAV	0	0	0
KKBP / SCLD	13	8	21
<b>Jumlah Menengah Rendah / Lower Secondary Sub-total</b>	<b>164</b>	<b>155</b>	<b>319</b>
MENENGAH ATAS / UPPER SECONDARY:			
TINGKATAN 4 / FORM 4			
Kemanusiaan / Humanities	11	23	34
Sains / Science	0	12	12
Agama / Religious	0	0	0
Program MPV / MPV Programme	19	0	19
Program PVMA / PVMA Programme	0	0	0
Teknologi / Technology	13	21	34
Teknik / Technical	0	0	0
Pendidikan Khas / Special Education	0	0	0
<b>Jumlah Kecil / Sub-total</b>	<b>43</b>	<b>56</b>	<b>99</b>
MENENGAH ATAS / UPPER SECONDARY:			
TINGKATAN 5 / FORM 5			
Kemanusiaan / Humanities	15	23	38
Sains / Science	2	12	14
Agama / Religious	0	0	0
Program MPV / MPV Programme	20	0	20
Program PVMA / PVMA Programme	0	0	0
Teknologi / Technology	18	18	36
Teknik / Technical	0	0	0
Pendidikan Khas / Special Education	0	0	0
<b>Jumlah Kecil / Sub-total</b>	<b>55</b>	<b>53</b>	<b>108</b>
<b>Jumlah Menengah Atas / Upper Secondary Sub-total</b>	<b>98</b>	<b>109</b>	<b>207</b>
<b>Jumlah Menengah / Secondary Sub-total</b>	<b>262</b>	<b>264</b>	<b>526</b>
LEPAS MENENGAH / POST SECONDARY:			
TINGKATAN 6 RENDAH / FORM 6 LOWER			
Kemanusiaan / Humanities	0	0	0
Sains / Science	0	0	0
Agama / Religious	0	0	0
Pendidikan Khas / Special Education	0	0	0
<b>Jumlah Kecil / Sub-total</b>	<b>0</b>	<b>0</b>	<b>0</b>
TINGKATAN 6 ATAS / FORM 6 UPPER			
Kemanusiaan / Humanities	0	0	0
Sains / Science	0	0	0
Agama / Religious	0	0	0
Pendidikan Khas / Special Education	0	0	0
<b>Jumlah Kecil / Sub-total</b>	<b>0</b>	<b>0</b>	<b>0</b>
<b>Jumlah Lepas Menengah / Post Secondary Sub-total</b>	<b>0</b>	<b>0</b>	<b>0</b>
<b>JUMLAH BESAR / GRAND TOTAL</b>	<b>279</b>	<b>271</b>	<b>550</b>

1.13.5 ENROLMEN SEKOLAH MODEL KHAS SEPERTI PADA 30 JUN 2018  
ENROLMENT IN SPECIAL MODEL SCHOOLS AS OF 30th JUNE 2018

## PULAU PINANG

Tahun / Tingkatan Year / Form	L / M	P / F	J / T
PERINGKAT RENDAH / PRIMARY LEVEL			
Tahun 4 / Year 4	16	20	36
Tahun 5 / Year 5	11	16	27
Tahun 6 / Year 6	10	19	29
<b>Jumlah Kecil / Sub-total</b>	<b>37</b>	<b>55</b>	<b>92</b>
PERINGKAT MENENGAH RENDAH / LOWER SECONDARY:			
TINGKATAN / FORM			
Kelas Peralihan / Remove Class	0	0	0
Tingkatan 1 / Form 1	99	88	187
Tingkatan 1 Agama / Form 1 Religious	18	20	38
Tingkatan 1 PAV / Form 1 PAV	0	0	0
Tingkatan 2 / Form 2	92	92	184
Tingkatan 2 Agama / Form 2 Religious	5	29	34
Tingkatan 2 PAV / Form 2 PAV	0	0	0
Tingkatan 3 / Form 3	72	73	145
Tingkatan 3 Agama / Form 3 Religious	12	43	55
Tingkatan 3 PAV / Form 3 PAV	0	0	0
KKBP / SCLD	28	15	43
<b>Jumlah Menengah Rendah / Lower Secondary Sub-total</b>	<b>326</b>	<b>360</b>	<b>686</b>
MENENGAH ATAS / UPPER SECONDARY:			
TINGKATAN 4 / FORM 4			
Kemanusiaan / Humanities	58	39	97
Sains / Science	14	20	34
Agama / Religious	10	23	33
Program MPV / MPV Programme	0	0	0
Program PVMA / PVMA Programme	0	0	0
Teknologi / Technology	0	0	0
Teknik / Technical	0	0	0
Pendidikan Khas / Special Education	0	0	0
<b>Jumlah Kecil / Sub-total</b>	<b>82</b>	<b>82</b>	<b>164</b>
MENENGAH ATAS / UPPER SECONDARY:			
TINGKATAN 5 / FORM 5			
Kemanusiaan / Humanities	53	60	113
Sains / Science	5	18	23
Agama / Religious	8	9	17
Program MPV / MPV Programme	0	0	0
Program PVMA / PVMA Programme	22	0	22
Teknologi / Technology	0	0	0
Teknik / Technical	0	0	0
Pendidikan Khas / Special Education	0	0	0
<b>Jumlah Kecil / Sub-total</b>	<b>88</b>	<b>87</b>	<b>175</b>
<b>Jumlah Menengah Atas / Upper Secondary Sub-total</b>	<b>170</b>	<b>169</b>	<b>339</b>
<b>Jumlah Menengah / Secondary Sub-total</b>	<b>496</b>	<b>529</b>	<b>1,025</b>
LEPAS MENENGAH / POST SECONDARY:			
TINGKATAN 6 RENDAH / FORM 6 LOWER			
Kemanusiaan / Humanities	0	0	0
Sains / Science	0	0	0
Agama / Religious	0	0	0
Pendidikan Khas / Special Education	0	0	0
<b>Jumlah Kecil / Sub-total</b>	<b>0</b>	<b>0</b>	<b>0</b>
TINGKATAN 6 ATAS / FORM 6 UPPER			
Kemanusiaan / Humanities	0	0	0
Sains / Science	0	0	0
Agama / Religious	0	0	0
Pendidikan Khas / Special Education	0	0	0
<b>Jumlah Kecil / Sub-total</b>	<b>0</b>	<b>0</b>	<b>0</b>
<b>Jumlah Lepas Menengah / Post Secondary Sub-total</b>	<b>0</b>	<b>0</b>	<b>0</b>
<b>JUMLAH BESAR / GRAND TOTAL</b>	<b>533</b>	<b>584</b>	<b>1,117</b>

1.13.6 ENROLMEN SEKOLAH MODEL KHAS SEPerti PADA 30 JUN 2018  
ENROLMENT IN SPECIAL MODEL SCHOOLS AS OF 30th JUNE 2018

## SELANGOR

Tahun / Tingkatan Year / Form	L / M	P / F	J / T
PERINGKAT RENDAH / PRIMARY LEVEL			
Tahun 4 / Year 4	0	3	3
Tahun 5 / Year 5	3	8	11
Tahun 6 / Year 6	0	0	0
<b>Jumlah Kecil / Sub-total</b>	<b>3</b>	<b>11</b>	<b>14</b>
PERINGKAT MENENGAH RENDAH / LOWER SECONDARY:			
TINGKATAN / FORM			
Kelas Peralihan / Remove Class	15	6	21
Tingkatan 1 / Form 1	384	329	713
Tingkatan 1 Agama / Form 1 Religious	8	18	26
Tingkatan 1 PAV / Form 1 PAV	0	0	0
Tingkatan 2 / Form 2	374	361	735
Tingkatan 2 Agama / Form 2 Religious	10	13	23
Tingkatan 2 PAV / Form 2 PAV	0	0	0
Tingkatan 3 / Form 3	449	409	858
Tingkatan 3 Agama / Form 3 Religious	9	20	29
Tingkatan 3 PAV / Form 3 PAV	0	0	0
KKBP / SCLD	41	27	68
<b>Jumlah Menengah Rendah / Lower Secondary Sub-total</b>	<b>1,290</b>	<b>1,183</b>	<b>2,473</b>
MENENGAH ATAS / UPPER SECONDARY:			
TINGKATAN 4 / FORM 4			
Kemanusiaan / Humanities	213	113	326
Sains / Science	46	103	149
Agama / Religious	0	0	0
Program MPV / MPV Programme	28	0	28
Program PVMA / PVMA Programme	7	23	30
Teknologi / Technology	61	120	181
Teknik / Technical	0	0	0
Pendidikan Khas / Special Education	0	0	0
<b>Jumlah Kecil / Sub-total</b>	<b>355</b>	<b>359</b>	<b>714</b>
MENENGAH ATAS / UPPER SECONDARY:			
TINGKATAN 5 / FORM 5			
Kemanusiaan / Humanities	230	168	398
Sains / Science	46	90	136
Agama / Religious	0	0	0
Program MPV / MPV Programme	20	0	20
Program PVMA / PVMA Programme	4	18	22
Teknologi / Technology	84	126	210
Teknik / Technical	0	0	0
Pendidikan Khas / Special Education	0	0	0
<b>Jumlah Kecil / Sub-total</b>	<b>384</b>	<b>402</b>	<b>786</b>
<b>Jumlah Menengah Atas / Upper Secondary Sub-total</b>	<b>739</b>	<b>761</b>	<b>1,500</b>
<b>Jumlah Menengah / Secondary Sub-total</b>	<b>2,029</b>	<b>1,944</b>	<b>3,973</b>
LEPAS MENENGAH / POST SECONDARY:			
TINGKATAN 6 RENDAH / FORM 6 LOWER			
Kemanusiaan / Humanities	0	0	0
Sains / Science	0	0	0
Agama / Religious	0	0	0
Pendidikan Khas / Special Education	0	0	0
<b>Jumlah Kecil / Sub-total</b>	<b>0</b>	<b>0</b>	<b>0</b>
TINGKATAN 6 ATAS / FORM 6 UPPER			
Kemanusiaan / Humanities	0	0	0
Sains / Science	0	0	0
Agama / Religious	0	0	0
Pendidikan Khas / Special Education	0	0	0
<b>Jumlah Kecil / Sub-total</b>	<b>0</b>	<b>0</b>	<b>0</b>
<b>Jumlah Lepas Menengah / Post Secondary Sub-total</b>	<b>0</b>	<b>0</b>	<b>0</b>
<b>JUMLAH BESAR / GRAND TOTAL</b>	<b>2,032</b>	<b>1,955</b>	<b>3,987</b>

1.13.7 ENROLMEN SEKOLAH MODEL KHAS SEPERTI PADA 30 JUN 2018  
ENROLMENT IN SPECIAL MODEL SCHOOLS AS OF 30th JUNE 2018

## TERENGGANU

Tahun / Tingkatan Year / Form	L / M	P / F	J / T
PERINGKAT RENDAH / PRIMARY LEVEL			
Tahun 4 / Year 4	7	6	13
Tahun 5 / Year 5	3	8	11
Tahun 6 / Year 6	6	8	14
<b>Jumlah Kecil / Sub-total</b>	<b>16</b>	<b>22</b>	<b>38</b>
PERINGKAT MENENGAH RENDAH / LOWER SECONDARY:			
TINGKATAN / FORM			
Kelas Peralihan / Remove Class	0	0	0
Tingkatan 1 / Form 1	49	46	95
Tingkatan 1 Agama / Form 1 Religious	5	18	23
Tingkatan 1 PAV / Form 1 PAV	0	0	0
Tingkatan 2 / Form 2	63	31	94
Tingkatan 2 Agama / Form 2 Religious	7	12	19
Tingkatan 2 PAV / Form 2 PAV	0	0	0
Tingkatan 3 / Form 3	56	55	111
Tingkatan 3 Agama / Form 3 Religious	7	14	21
Tingkatan 3 PAV / Form 3 PAV	0	0	0
KKBP / SCLD	0	0	0
<b>Jumlah Menengah Rendah / Lower Secondary Sub-total</b>	<b>187</b>	<b>176</b>	<b>363</b>
MENENGAH ATAS / UPPER SECONDARY:			
TINGKATAN 4 / FORM 4			
Kemanusiaan / Humanities	41	25	66
Sains / Science	4	14	18
Agama / Religious	0	0	0
Program MPV / MPV Programme	0	0	0
Program PVMA / PVMA Programme	0	13	13
Teknologi / Technology	0	0	0
Teknik / Technical	0	0	0
Pendidikan Khas / Special Education	0	0	0
<b>Jumlah Kecil / Sub-total</b>	<b>45</b>	<b>52</b>	<b>97</b>
MENENGAH ATAS / UPPER SECONDARY:			
TINGKATAN 5 / FORM 5			
Kemanusiaan / Humanities	61	24	85
Sains / Science	7	16	23
Agama / Religious	0	0	0
Program MPV / MPV Programme	0	0	0
Program PVMA / PVMA Programme	0	17	17
Teknologi / Technology	0	0	0
Teknik / Technical	0	0	0
Pendidikan Khas / Special Education	0	0	0
<b>Jumlah Kecil / Sub-total</b>	<b>68</b>	<b>57</b>	<b>125</b>
<b>Jumlah Menengah Atas / Upper Secondary Sub-total</b>	<b>113</b>	<b>109</b>	<b>222</b>
<b>Jumlah Menengah / Secondary Sub-total</b>	<b>300</b>	<b>285</b>	<b>585</b>
LEPAS MENENGAH / POST SECONDARY:			
TINGKATAN 6 RENDAH / FORM 6 LOWER			
Kemanusiaan / Humanities	6	15	21
Sains / Science	0	0	0
Agama / Religious	0	0	0
Pendidikan Khas / Special Education	0	0	0
<b>Jumlah Kecil / Sub-total</b>	<b>6</b>	<b>15</b>	<b>21</b>
TINGKATAN 6 ATAS / FORM 6 UPPER			
Kemanusiaan / Humanities	5	16	21
Sains / Science	0	0	0
Agama / Religious	0	0	0
Pendidikan Khas / Special Education	0	0	0
<b>Jumlah Kecil / Sub-total</b>	<b>5</b>	<b>16</b>	<b>21</b>
<b>Jumlah Lepas Menengah / Post Secondary Sub-total</b>	<b>11</b>	<b>31</b>	<b>42</b>
<b>JUMLAH BESAR / GRAND TOTAL</b>	<b>327</b>	<b>338</b>	<b>665</b>

1.14 ENROLMEN SEKOLAH MODEL KHAS KOMPREHENSIF 9 SEPerti PADA 30 JUN 2018  
ENROLMENT IN COMPREHENSIVE 9 SPECIAL MODEL SCHOOL AS OF 30th JUNE 2018

## MALAYSIA

Tahun / Tingkatan Year / Form	L / M	P / F	J / T
Prasekolah / Pre-school	116	119	235
Jumlah Kecil / Sub-total	116	119	235
TAHUN / YEAR			
Tahun 1 / Year 1	163	175	338
Tahun 2 / Year 2	147	186	333
Tahun 3 / Year 3	175	162	337
Tahun 4 / Year 4	192	182	374
Tahun 5 / Year 5	152	171	323
Tahun 6 / Year 6	175	164	339
KKBP / SCLD	7	5	12
Jumlah Kecil / Sub-total	1,011	1,045	2,056
MENENGAH RENDAH / LOWER SECONDARY :			
TINGKATAN / FORM			
Tingkatan 1 / Form 1	203	182	385
Tingkatan 2 / Form 2	157	186	343
Tingkatan 3 / Form 3	139	155	294
Jumlah Kecil / Sub-total	499	523	1,022
JUMLAH BESAR / GRAND TOTAL	1,626	1,687	3,313

1.14.1 ENROLMEN SEKOLAH MODEL KHAS KOMPREHENSIF 9 SEPerti PADA 30 JUN 2018  
ENROLMENT IN COMPREHENSIVE 9 SPECIAL MODEL SCHOOL AS OF 30th JUNE 2018

## PAHANG

Tahun / Tingkatan Year / Form	L / M	P / F	J / T
Prasekolah / Pre-school	38	37	75
Jumlah Kecil / Sub-total	38	37	75
TAHUN / YEAR			
Tahun 1 / Year 1	61	60	121
Tahun 2 / Year 2	51	59	110
Tahun 3 / Year 3	53	63	116
Tahun 4 / Year 4	65	59	124
Tahun 5 / Year 5	52	60	112
Tahun 6 / Year 6	50	44	94
KKBP / SCLD	7	5	12
Jumlah Kecil / Sub-total	339	350	689
MENENGAH RENDAH / LOWER SECONDARY :			
TINGKATAN / FORM			
Tingkatan 1 / Form 1	45	44	89
Tingkatan 2 / Form 2	32	35	67
Tingkatan 3 / Form 3	32	39	71
Jumlah Kecil / Sub-total	109	118	227
JUMLAH BESAR / GRAND TOTAL	486	505	991

1.14.2 ENROLMEN SEKOLAH MODEL KHAS KOMPRESIF 9 SEPERTI PADA 30 JUN 2018  
ENROLMENT IN COMPREHENSIVE 9 SPECIAL MODEL SCHOOL AS OF 30th JUNE 2018

## PERAK

Tahun / Tingkatan Year / Form	L / M	P / F	J / T
Prasekolah / Pre-school	30	35	65
Jumlah Kecil / Sub-total	30	35	65
TAHUN / YEAR			
Tahun 1 / Year 1	60	64	124
Tahun 2 / Year 2	56	80	136
Tahun 3 / Year 3	63	59	122
Tahun 4 / Year 4	77	77	154
Tahun 5 / Year 5	56	66	122
Tahun 6 / Year 6	71	69	140
KKBP / SCLD			0
Jumlah Kecil / Sub-total	383	415	798
MENENGAH RENDAH / LOWER SECONDARY: TINGKATAN / FORM			
Tingkatan 1 / Form 1	64	63	127
Tingkatan 2 / Form 2	43	59	102
Tingkatan 3 / Form 3	42	49	91
Jumlah Kecil / Sub-total	149	171	320
JUMLAH BESAR / GRAND TOTAL	562	621	1,183

1.14.3 ENROLMEN SEKOLAH MODEL KHAS KOMPRESIF 9 SEPERTI PADA 30 JUN 2018  
ENROLMENT IN COMPREHENSIVE 9 SPECIAL MODEL SCHOOL AS OF 30th JUNE 2018

## SELANGOR

Tahun / Tingkatan Year / Form	L / M	P / F	J / T
Prasekolah / Pre-school	10	15	25
Jumlah Kecil / Sub-total	10	15	25
TAHUN / YEAR			
Tahun 1 / Year 1	9	13	22
Tahun 2 / Year 2	11	12	23
Tahun 3 / Year 3	18	9	27
Tahun 4 / Year 4	9	13	22
Tahun 5 / Year 5	9	13	22
Tahun 6 / Year 6	9	8	17
KKBP / SCLD			0
Jumlah Kecil / Sub-total	65	68	133
MENENGAH RENDAH / LOWER SECONDARY: TINGKATAN / FORM			
Tingkatan 1 / Form 1	22	14	36
Tingkatan 2 / Form 2	16	19	35
Tingkatan 3 / Form 3	6	14	20
Jumlah Kecil / Sub-total	44	47	91
JUMLAH BESAR / GRAND TOTAL	119	130	249

1.14.4 ENROLMEN SEKOLAH MODEL KHAS KOMPREHENSIF 9 SEPERTI PADA 30 JUN 2018  
ENROLMENT IN COMPREHENSIVE 9 SPECIAL MODEL SCHOOL AS OF 30th JUNE 2018

SABAH

Tahun / Tingkatan Year / Form	L / M	P / F	J / T
Prasekolah / Pre-school	24	19	43
Jumlah Kecil / Sub-total	24	19	43
TAHUN / YEAR			
Tahun 1 / Year 1	15	19	34
Tahun 2 / Year 2	15	18	33
Tahun 3 / Year 3	16	15	31
Tahun 4 / Year 4	16	11	27
Tahun 5 / Year 5	16	11	27
Tahun 6 / Year 6	24	16	40
KKBP / SCLD			0
Jumlah Kecil / Sub-total	102	90	192
MENENGAH RENDAH / LOWER SECONDARY : TINGKATAN / FORM			
Tingkatan 1 / Form 1	21	25	46
Tingkatan 2 / Form 2	26	31	57
Tingkatan 3 / Form 3	21	17	38
Jumlah Kecil / Sub-total	68	73	141
JUMLAH BESAR / GRAND TOTAL	194	182	376

1.14.5 ENROLMEN SEKOLAH MODEL KHAS KOMPREHENSIF 9 SEPERTI PADA 30 JUN 2018  
ENROLMENT IN COMPREHENSIVE 9 SPECIAL MODEL SCHOOL AS OF 30th JUNE 2018

SARAWAK

Tahun / Tingkatan Year / Form	L / M	P / F	J / T
Prasekolah / Pre-school	14	13	27
Jumlah Kecil / Sub-total	14	13	27
TAHUN / YEAR			
Tahun 1 / Year 1	18	19	37
Tahun 2 / Year 2	14	17	31
Tahun 3 / Year 3	25	16	41
Tahun 4 / Year 4	25	22	47
Tahun 5 / Year 5	19	21	40
Tahun 6 / Year 6	21	27	48
KKBP / SCLD			0
Jumlah Kecil / Sub-total	122	122	244
MENENGAH RENDAH / LOWER SECONDARY : TINGKATAN / FORM			
Tingkatan 1 / Form 1	51	36	87
Tingkatan 2 / Form 2	40	42	82
Tingkatan 3 / Form 3	38	36	74
Jumlah Kecil / Sub-total	129	114	243
JUMLAH BESAR / GRAND TOTAL	265	249	514

1.15 ENROLMEN DI PROGRAM PENDIDIKAN KHAS INTEGRASI SEPERTI PADA 30 JUN 2018  
ENROLMENT IN SPECIAL EDUCATION INTEGRATED PROGRAMME AS OF 30th JUNE 2018

## MALAYSIA

Tahun / Tingkatan Year / Form	Kurang Upaya Penglihatan Visually Impaired			Kurang Upaya Pendengaran Hearing Impaired			Masalah Pembelajaran Learning Disabilities			Masalah Pembelajaran Spesifik (Disleksia) / Specific Learning Disabilities (Dyslexia)			Jumlah Total		
	L / M	P / F	J / T	L / M	P / F	J / T	L / M	P / F	J / T	L / M	P / F	J / T	L / M	P / F	J / T
TAHUN / YEAR															
Prasekolah / Pre-school	0	0	0	0	0	0	0	0	0	0	0	0	0	0	0
Tahun 1 / Year 1	0	0	0	0	0	0	0	0	0	0	0	0	0	0	0
Tahun 2 / Year 2	0	0	0	0	0	0	0	0	0	0	0	0	0	0	0
Tahun 3 / Year 3	0	0	0	0	0	0	0	0	0	0	0	0	0	0	0
Tahun 4 / Year 4	0	0	0	0	0	0	0	0	0	0	0	0	0	0	0
Tahun 5 / Year 5	0	0	0	0	0	0	0	0	0	0	0	0	0	0	0
Tahun 6 / Year 6	0	0	0	0	0	0	0	0	0	0	0	0	0	0	0
KKBP / SCLD	79	46	125	216	189	405	24,414	10,213	34,627	465	180	645	25,174	10,628	35,802
Jumlah Kecil / Sub-total	79	46	125	216	189	405	24,414	10,213	34,627	465	180	645	25,174	10,628	35,802
MENENGAH RENDAH / LOWER SECONDARY															
Tingkatan 1 / Form 1	0	0	0	0	0	0	0	0	0	0	0	0	0	0	0
Tingkatan 2 / Form 2	0	0	0	0	0	0	0	0	0	0	0	0	0	0	0
Tingkatan 3 / Form 3	0	0	0	0	0	0	0	0	0	0	0	0	0	0	0
KKBP / SCLD	142	78	220	500	404	904	18,055	8,550	26,605	4,304	7,443	11,747	23,001	16,475	39,476
Jumlah Kecil / Sub-total	142	78	220	500	404	904	18,055	8,550	26,605	4,304	7,443	11,747	23,001	16,475	39,476
MENENGAH ATAS / UPPER SECONDARY															
Tingkatan 4 / Form 4	0	0	0	0	0	0	0	0	0	0	0	0	0	0	0
Tingkatan 5 / Form 5	0	0	0	0	0	0	0	0	0	0	0	0	0	0	0
Jumlah Kecil / Sub-total	0	0	0	0	0	0	0	0	0	0	0	0	0	0	0
TINGKATAN 6 / FORM 6															
Tingkatan 6 Rendah / Lower 6	0	0	0	0	0	0	0	0	0	0	0	0	0	0	0
Tingkatan 6 Atas / Upper 6	0	0	0	0	0	0	0	0	0	0	0	0	0	0	0
Jumlah Kecil / Sub-total	0	0	0	0	0	0	0	0	0	0	0	0	0	0	0
JUMLAH BESAR / GRAND TOTAL	221	124	345	716	593	1,309	42,469	18,763	61,232	4,769	7,623	12,392	48,175	27,103	75,278

1.15.1 ENROLMEN DI PROGRAM PENDIDIKAN KHAS INTEGRASI SEPERTI PADA 30 JUN 2018  
ENROLMENT IN SPECIAL EDUCATION INTEGRATED PROGRAMME AS OF 30th JUNE 2018

## JOHOR

Tahun / Tingkatan Year / Form	Kurang Upaya Penglihatan Visually Impaired			Kurang Upaya Pendengaran Hearing Impaired			Masalah Pembelajaran Learning Disabilities			Masalah Pembelajaran Spesifik (Disleksia) / Specific Learning Disabilities (Dyslexia)			Jumlah Total		
	L / M	P / F	J / T	L / M	P / F	J / T	L / M	P / F	J / T	L / M	P / F	J / T	L / M	P / F	J / T
TAHUN / YEAR															
Prasekolah / Pre-school	0	0	0	0	0	0	0	0	0	0	0	0	0	0	0
Tahun 1 / Year 1	0	0	0	0	0	0	0	0	0	0	0	0	0	0	0
Tahun 2 / Year 2	0	0	0	0	0	0	0	0	0	0	0	0	0	0	0
Tahun 3 / Year 3	0	0	0	0	0	0	0	0	0	0	0	0	0	0	0
Tahun 4 / Year 4	0	0	0	0	0	0	0	0	0	0	0	0	0	0	0
Tahun 5 / Year 5	0	0	0	0	0	0	0	0	0	0	0	0	0	0	0
Tahun 6 / Year 6	0	0	0	0	0	0	0	0	0	0	0	0	0	0	0
KKBP / SCLD	6	1	7	31	19	50	2,732	1,170	3,902	59	31	90	2,828	1,221	4,049
Jumlah Kecil / Sub-total	6	1	7	31	19	50	2,732	1,170	3,902	59	31	90	2,828	1,221	4,049
MENENGAH RENDAH / LOWER SECONDARY															
Tingkatan 1 / Form 1	0	0	0	0	0	0	0	0	0	0	0	0	0	0	0
Tingkatan 2 / Form 2	0	0	0	0	0	0	0	0	0	0	0	0	0	0	0
Tingkatan 3 / Form 3	0	0	0	0	0	0	0	0	0	0	0	0	0	0	0
KKBP / SCLD	31	16	47	79	56	135	2,145	1,043	3,188	4,231	7,419	11,650	6,486	8,534	15,020
Jumlah Kecil / Sub-total	31	16	47	79	56	135	2,145	1,043	3,188	4,231	7,419	11,650	6,486	8,534	15,020
MENENGAH ATAS / UPPER SECONDARY															
Tingkatan 4 / Form 4	0	0	0	0	0	0	0	0	0	0	0	0	0	0	0
Tingkatan 5 / Form 5	0	0	0	0	0	0	0	0	0	0	0	0	0	0	0
Jumlah Kecil / Sub-total	0	0	0	0	0	0	0	0	0	0	0	0	0	0	0
TINGKATAN 6 / FORM 6															
Tingkatan 6 Rendah / Lower 6	0	0	0	0	0	0	0	0	0	0	0	0	0	0	0
Tingkatan 6 Atas / Upper 6	0	0	0	0	0	0	0	0	0	0	0	0	0	0	0
Jumlah Kecil / Sub-total	0	0	0	0	0	0	0	0	0	0	0	0	0	0	0
JUMLAH BESAR / GRAND TOTAL	37	17	54	110	75	185	4,877	2,213	7,090	4,290	7,450	11,740	9,314	9,755	19,069

1.15.2 ENROLMEN DI PROGRAM PENDIDIKAN KHAS INTEGRASI SEPERTI PADA 30 JUN 2018  
ENROLMENT IN SPECIAL EDUCATION INTEGRATED PROGRAMME AS OF 30th JUNE 2018

## KEDAH

Tahun / Tingkatan Year / Form	Kurang Upaya Penglihatan Visually Impaired			Kurang Upaya Pendengaran Hearing Impaired			Masalah Pembelajaran Learning Disabilities			Masalah Pembelajaran Spesifik (Disleksia) / Specific Learning Disabilities (Dyslexia)			Jumlah Total		
	L / M	P / F	J / T	L / M	P / F	J / T	L / M	P / F	J / T	L / M	P / F	J / T	L / M	P / F	J / T
TAHUN / YEAR															
Prasekolah / Pre-school	0	0	0	0	0	0	0	0	0	0	0	0	0	0	0
Tahun 1 / Year 1	0	0	0	0	0	0	0	0	0	0	0	0	0	0	0
Tahun 2 / Year 2	0	0	0	0	0	0	0	0	0	0	0	0	0	0	0
Tahun 3 / Year 3	0	0	0	0	0	0	0	0	0	0	0	0	0	0	0
Tahun 4 / Year 4	0	0	0	0	0	0	0	0	0	0	0	0	0	0	0
Tahun 5 / Year 5	0	0	0	0	0	0	0	0	0	0	0	0	0	0	0
Tahun 6 / Year 6	0	0	0	0	0	0	0	0	0	0	0	0	0	0	0
KKBP / SCLD	1	5	6	4	9	13	1,631	658	2,289	12	11	23	1,648	683	2,331
Jumlah Kecil / Sub-total	1	5	6	4	9	13	1,631	658	2,289	12	11	23	1,648	683	2,331
MENENGAH RENDAH / LOWER SECONDARY															
Tingkatan 1 / Form 1	0	0	0	0	0	0	0	0	0	0	0	0	0	0	0
Tingkatan 2 / Form 2	0	0	0	0	0	0	0	0	0	0	0	0	0	0	0
Tingkatan 3 / Form 3	0	0	0	0	0	0	0	0	0	0	0	0	0	0	0
KKBP / SCLD	4	4	8	54	43	97	1,368	656	2,024	0	0	0	1,426	703	2,129
Jumlah Kecil / Sub-total	4	4	8	54	43	97	1,368	656	2,024	0	0	0	1,426	703	2,129
MENENGAH ATAS / UPPER SECONDARY															
Tingkatan 4 / Form 4	0	0	0	0	0	0	0	0	0	0	0	0	0	0	0
Tingkatan 5 / Form 5	0	0	0	0	0	0	0	0	0	0	0	0	0	0	0
Jumlah Kecil / Sub-total	0	0	0	0	0	0	0	0	0	0	0	0	0	0	0
TINGKATAN 6 / FORM 6															
Tingkatan 6 Rendah / Lower 6	0	0	0	0	0	0	0	0	0	0	0	0	0	0	0
Tingkatan 6 Atas / Upper 6	0	0	0	0	0	0	0	0	0	0	0	0	0	0	0
Jumlah Kecil / Sub-total	0	0	0	0	0	0	0	0	0	0	0	0	0	0	0
JUMLAH BESAR / GRAND TOTAL	5	9	14	58	52	110	2,999	1,314	4,313	12	11	23	3,074	1,386	4,460

1.15.3 ENROLMEN DI PROGRAM PENDIDIKAN KHAS INTEGRASI SEPERTI PADA 30 JUN 2018  
ENROLMENT IN SPECIAL EDUCATION INTEGRATED PROGRAMME AS OF 30th JUNE 2018

## KELANTAN

Tahun / Tingkatan Year / Form	Kurang Upaya Penglihatan Visually Impaired			Kurang Upaya Pendengaran Hearing Impaired			Masalah Pembelajaran Learning Disabilities			Masalah Pembelajaran Spesifik (Disleksia) / Specific Learning Disabilities (Dyslexia)			Jumlah Total		
	L / M	P / F	J / T	L / M	P / F	J / T	L / M	P / F	J / T	L / M	P / F	J / T	L / M	P / F	J / T
Tahun / Year															
Prasekolah / Pre-school	0	0	0	0	0	0	0	0	0	0	0	0	0	0	0
Tahun 1 / Year 1	0	0	0	0	0	0	0	0	0	0	0	0	0	0	0
Tahun 2 / Year 2	0	0	0	0	0	0	0	0	0	0	0	0	0	0	0
Tahun 3 / Year 3	0	0	0	0	0	0	0	0	0	0	0	0	0	0	0
Tahun 4 / Year 4	0	0	0	0	0	0	0	0	0	0	0	0	0	0	0
Tahun 5 / Year 5	0	0	0	0	0	0	0	0	0	0	0	0	0	0	0
Tahun 6 / Year 6	0	0	0	0	0	0	0	0	0	0	0	0	0	0	0
KKBP / SCLD	9	6	15	27	19	46	1,737	815	2,552	57	27	84	1,830	867	2,697
Jumlah Kecil / Sub-total	9	6	15	27	19	46	1,737	815	2,552	57	27	84	1,830	867	2,697
MENENGAH RENDAH / LOWER SECONDARY															
Tingkatan 1 / Form 1	0	0	0	0	0	0	0	0	0	0	0	0	0	0	0
Tingkatan 2 / Form 2	0	0	0	0	0	0	0	0	0	0	0	0	0	0	0
Tingkatan 3 / Form 3	0	0	0	0	0	0	0	0	0	0	0	0	0	0	0
KKBP / SCLD	0	0	0	42	30	72	1,545	782	2,327	0	0	0	1,587	812	2,399
Jumlah Kecil / Sub-total	0	0	0	42	30	72	1,545	782	2,327	0	0	0	1,587	812	2,399
MENENGAH ATAS / UPPER SECONDARY															
Tingkatan 4 / Form 4	0	0	0	0	0	0	0	0	0	0	0	0	0	0	0
Tingkatan 5 / Form 5	0	0	0	0	0	0	0	0	0	0	0	0	0	0	0
Jumlah Kecil / Sub-total	0	0	0	0	0	0	0	0	0	0	0	0	0	0	0
TINGKATAN 6 / FORM 6															
Tingkatan 6 Rendah / Lower 6	0	0	0	0	0	0	0	0	0	0	0	0	0	0	0
Tingkatan 6 Atas / Upper 6	0	0	0	0	0	0	0	0	0	0	0	0	0	0	0
Jumlah Kecil / Sub-total	0	0	0	0	0	0	0	0	0	0	0	0	0	0	0
JUMLAH BESAR / GRAND TOTAL	9	6	15	69	49	118	3,282	1,597	4,879	57	27	84	3,417	1,679	5,096

1.15.4 ENROLMEN DI PROGRAM PENDIDIKAN KHAS INTEGRASI SEPerti PADA 30 JUN 2018  
ENROLMENT IN SPECIAL EDUCATION INTEGRATED PROGRAMME AS OF 30th JUNE 2018

## MELAKA

Tahun /Tingkatan Year / Form	Kurang Upaya Penglihatan Visually Impaired			Kurang Upaya Pendengaran Hearing Impaired			Masalah Pembelajaran Learning Disabilities			Masalah Pembelajaran Spesifik (Disleksia) / Specific Learning Disabilities (Dyslexia)			Jumlah Total		
	L / M	P / F	J / T	L / M	P / F	J / T	L / M	P / F	J / T	L / M	P / F	J / T	L / M	P / F	J / T
TAHUN / YEAR															
Prasekolah / Pre-school	0	0	0	0	0	0	0	0	0	0	0	0	0	0	0
Tahun 1 / Year 1	0	0	0	0	0	0	0	0	0	0	0	0	0	0	0
Tahun 2 / Year 2	0	0	0	0	0	0	0	0	0	0	0	0	0	0	0
Tahun 3 / Year 3	0	0	0	0	0	0	0	0	0	0	0	0	0	0	0
Tahun 4 / Year 4	0	0	0	0	0	0	0	0	0	0	0	0	0	0	0
Tahun 5 / Year 5	0	0	0	0	0	0	0	0	0	0	0	0	0	0	0
Tahun 6 / Year 6	0	0	0	0	0	0	0	0	0	0	0	0	0	0	0
KKBP / SCLD	6	1	7	6	5	11	1,087	476	1,563	32	15	47	1,131	497	1,628
Jumlah Kecil / Sub-total	6	1	7	6	5	11	1,087	476	1,563	32	15	47	1,131	497	1,628
MENENGAH RENDAH / LOWER SECONDARY															
Tingkatan 1 / Form 1	0	0	0	0	0	0	0	0	0	0	0	0	0	0	0
Tingkatan 2 / Form 2	0	0	0	0	0	0	0	0	0	0	0	0	0	0	0
Tingkatan 3 / Form 3	0	0	0	0	0	0	0	0	0	0	0	0	0	0	0
KKBP / SCLD	1	1	2	21	17	38	819	347	1,166	13	6	19	854	371	1,225
Jumlah Kecil / Sub-total	1	1	2	21	17	38	819	347	1,166	13	6	19	854	371	1,225
MENENGAH ATAS / UPPER SECONDARY															
Tingkatan 4 / Form 4	0	0	0	0	0	0	0	0	0	0	0	0	0	0	0
Tingkatan 5 / Form 5	0	0	0	0	0	0	0	0	0	0	0	0	0	0	0
Jumlah Kecil / Sub-total	0	0	0	0	0	0	0	0	0	0	0	0	0	0	0
TINGKATAN 6 / FORM 6															
Tingkatan 6 Rendah / Lower 6	0	0	0	0	0	0	0	0	0	0	0	0	0	0	0
Tingkatan 6 Atas / Upper 6	0	0	0	0	0	0	0	0	0	0	0	0	0	0	0
Jumlah Kecil / Sub-total	0	0	0	0	0	0	0	0	0	0	0	0	0	0	0
<b>JUMLAH BESAR / GRAND TOTAL</b>	<b>7</b>	<b>2</b>	<b>9</b>	<b>27</b>	<b>22</b>	<b>49</b>	<b>1,906</b>	<b>823</b>	<b>2,729</b>	<b>45</b>	<b>21</b>	<b>66</b>	<b>1,985</b>	<b>868</b>	<b>2,853</b>

1.15.5 ENROLMEN DI PROGRAM PENDIDIKAN KHAS INTEGRASI SEPerti PADA 30 JUN 2018  
ENROLMENT IN SPECIAL EDUCATION INTEGRATED PROGRAMME AS OF 30th JUNE 2018

## NEGERI SEMBILAN

Tahun /Tingkatan Year / Form	Kurang Upaya Penglihatan Visually Impaired			Kurang Upaya Pendengaran Hearing Impaired			Masalah Pembelajaran Learning Disabilities			Masalah Pembelajaran Spesifik (Disleksia) / Specific Learning Disabilities (Dyslexia)			Jumlah Total		
	L / M	P / F	J / T	L / M	P / F	J / T	L / M	P / F	J / T	L / M	P / F	J / T	L / M	P / F	J / T
TAHUN / YEAR															
Prasekolah / Pre-school	0	0	0	0	0	0	0	0	0	0	0	0	0	0	0
Tahun 1 / Year 1	0	0	0	0	0	0	0	0	0	0	0	0	0	0	0
Tahun 2 / Year 2	0	0	0	0	0	0	0	0	0	0	0	0	0	0	0
Tahun 3 / Year 3	0	0	0	0	0	0	0	0	0	0	0	0	0	0	0
Tahun 4 / Year 4	0	0	0	0	0	0	0	0	0	0	0	0	0	0	0
Tahun 5 / Year 5	0	0	0	0	0	0	0	0	0	0	0	0	0	0	0
Tahun 6 / Year 6	0	0	0	0	0	0	0	0	0	0	0	0	0	0	0
KKBP / SCLD	0	0	0	0	0	0	845	356	1,201	59	28	87	904	384	1,288
Jumlah Kecil / Sub-total	0	0	0	0	0	0	845	356	1,201	59	28	87	904	384	1,288
MENENGAH RENDAH / LOWER SECONDARY															
Tingkatan 1 / Form 1	0	0	0	0	0	0	0	0	0	0	0	0	0	0	0
Tingkatan 2 / Form 2	0	0	0	0	0	0	0	0	0	0	0	0	0	0	0
Tingkatan 3 / Form 3	0	0	0	0	0	0	0	0	0	0	0	0	0	0	0
KKBP / SCLD	0	0	0	22	29	51	798	400	1,198	0	0	0	820	429	1,249
Jumlah Kecil / Sub-total	0	0	0	22	29	51	798	400	1,198	0	0	0	820	429	1,249
MENENGAH ATAS / UPPER SECONDARY															
Tingkatan 4 / Form 4	0	0	0	0	0	0	0	0	0	0	0	0	0	0	0
Tingkatan 5 / Form 5	0	0	0	0	0	0	0	0	0	0	0	0	0	0	0
Jumlah Kecil / Sub-total	0	0	0	0	0	0	0	0	0	0	0	0	0	0	0
TINGKATAN 6 / FORM 6															
Tingkatan 6 Rendah / Lower 6	0	0	0	0	0	0	0	0	0	0	0	0	0	0	0
Tingkatan 6 Atas / Upper 6	0	0	0	0	0	0	0	0	0	0	0	0	0	0	0
Jumlah Kecil / Sub-total	0	0	0	0	0	0	0	0	0	0	0	0	0	0	0
<b>JUMLAH BESAR / GRAND TOTAL</b>	<b>0</b>	<b>0</b>	<b>0</b>	<b>22</b>	<b>29</b>	<b>51</b>	<b>1,643</b>	<b>756</b>	<b>2,399</b>	<b>59</b>	<b>28</b>	<b>87</b>	<b>1,724</b>	<b>813</b>	<b>2,537</b>

1.15.6 ENROLMEN DI PROGRAM PENDIDIKAN KHAS INTEGRASI SEPERTI PADA 30 JUN 2018  
ENROLMENT IN SPECIAL EDUCATION INTEGRATED PROGRAMME AS OF 30th JUNE 2018

## PAHANG

Tahun / Tingkatan Year / Form	Kurang Upaya Penglihatan Visually Impaired			Kurang Upaya Pendengaran Hearing Impaired			Masalah Pembelajaran Learning Disabilities			Masalah Pembelajaran Spesifik (Disleksia) / Specific Learning Disabilities (Dyslexia)			Jumlah Total		
	L / M	P / F	J / T	L / M	P / F	J / T	L / M	P / F	J / T	L / M	P / F	J / T	L / M	P / F	J / T
TAHUN / YEAR															
Prasekolah / Pre-school	0	0	0	0	0	0	0	0	0	0	0	0	0	0	0
Tahun 1 / Year 1	0	0	0	0	0	0	0	0	0	0	0	0	0	0	0
Tahun 2 / Year 2	0	0	0	0	0	0	0	0	0	0	0	0	0	0	0
Tahun 3 / Year 3	0	0	0	0	0	0	0	0	0	0	0	0	0	0	0
Tahun 4 / Year 4	0	0	0	0	0	0	0	0	0	0	0	0	0	0	0
Tahun 5 / Year 5	0	0	0	0	0	0	0	0	0	0	0	0	0	0	0
Tahun 6 / Year 6	0	0	0	0	0	0	0	0	0	0	0	0	0	0	0
KKBP / SCLD	8	4	12	10	17	27	1,638	733	2,371	45	13	58	1,701	767	2,468
Jumlah Kecil / Sub-total	8	4	12	10	17	27	1,638	733	2,371	45	13	58	1,701	767	2,468
MENENGAH RENDAH / LOWER SECONDARY															
Tingkatan 1 / Form 1	0	0	0	0	0	0	0	0	0	0	0	0	0	0	0
Tingkatan 2 / Form 2	0	0	0	0	0	0	0	0	0	0	0	0	0	0	0
Tingkatan 3 / Form 3	0	0	0	0	0	0	0	0	0	0	0	0	0	0	0
KKBP / SCLD	8	4	12	24	22	46	1,024	487	1,511	10	0	10	1,066	513	1,579
Jumlah Kecil / Sub-total	8	4	12	24	22	46	1,024	487	1,511	10	0	10	1,066	513	1,579
MENENGAH ATAS / UPPER SECONDARY															
Tingkatan 4 / Form 4	0	0	0	0	0	0	0	0	0	0	0	0	0	0	0
Tingkatan 5 / Form 5	0	0	0	0	0	0	0	0	0	0	0	0	0	0	0
Jumlah Kecil / Sub-total	0	0	0	0	0	0	0	0	0	0	0	0	0	0	0
TINGKATAN 6 / FORM 6															
Tingkatan 6 Rendah / Lower 6	0	0	0	0	0	0	0	0	0	0	0	0	0	0	0
Tingkatan 6 Atas / Upper 6	0	0	0	0	0	0	0	0	0	0	0	0	0	0	0
Jumlah Kecil / Sub-total	0	0	0	0	0	0	0	0	0	0	0	0	0	0	0
JUMLAH BESAR / GRAND TOTAL	16	8	24	34	39	73	2,662	1,220	3,882	55	13	68	2,767	1,280	4,047

1.15.7 ENROLMEN DI PROGRAM PENDIDIKAN KHAS INTEGRASI SEPERTI PADA 30 JUN 2018  
ENROLMENT IN SPECIAL EDUCATION INTEGRATED PROGRAMME AS OF 30th JUNE 2018

## PERAK

Tahun / Tingkatan Year / Form	Kurang Upaya Penglihatan Visually Impaired			Kurang Upaya Pendengaran Hearing Impaired			Masalah Pembelajaran Learning Disabilities			Masalah Pembelajaran Spesifik (Disleksia) / Specific Learning Disabilities (Dyslexia)			Jumlah Total		
	L / M	P / F	J / T	L / M	P / F	J / T	L / M	P / F	J / T	L / M	P / F	J / T	L / M	P / F	J / T
TAHUN / YEAR															
Prasekolah / Pre-school	0	0	0	0	0	0	0	0	0	0	0	0	0	0	0
Tahun 1 / Year 1	0	0	0	0	0	0	0	0	0	0	0	0	0	0	0
Tahun 2 / Year 2	0	0	0	0	0	0	0	0	0	0	0	0	0	0	0
Tahun 3 / Year 3	0	0	0	0	0	0	0	0	0	0	0	0	0	0	0
Tahun 4 / Year 4	0	0	0	0	0	0	0	0	0	0	0	0	0	0	0
Tahun 5 / Year 5	0	0	0	0	0	0	0	0	0	0	0	0	0	0	0
Tahun 6 / Year 6	0	0	0	0	0	0	0	0	0	0	0	0	0	0	0
KKBP / SCLD	7	3	10	32	34	66	2,343	1,009	3,352	10	2	12	2,392	1,048	3,440
Jumlah Kecil / Sub-total	7	3	10	32	34	66	2,343	1,009	3,352	10	2	12	2,392	1,048	3,440
MENENGAH RENDAH / LOWER SECONDARY															
Tingkatan 1 / Form 1	0	0	0	0	0	0	0	0	0	0	0	0	0	0	0
Tingkatan 2 / Form 2	0	0	0	0	0	0	0	0	0	0	0	0	0	0	0
Tingkatan 3 / Form 3	0	0	0	0	0	0	0	0	0	0	0	0	0	0	0
KKBP / SCLD	3	2	5	37	33	70	1,505	738	2,243	0	0	0	1,545	773	2,318
Jumlah Kecil / Sub-total	3	2	5	37	33	70	1,505	738	2,243	0	0	0	1,545	773	2,318
MENENGAH ATAS / UPPER SECONDARY															
Tingkatan 4 / Form 4	0	0	0	0	0	0	0	0	0	0	0	0	0	0	0
Tingkatan 5 / Form 5	0	0	0	0	0	0	0	0	0	0	0	0	0	0	0
Jumlah Kecil / Sub-total	0	0	0	0	0	0	0	0	0	0	0	0	0	0	0
TINGKATAN 6 / FORM 6															
Tingkatan 6 Rendah / Lower 6	0	0	0	0	0	0	0	0	0	0	0	0	0	0	0
Tingkatan 6 Atas / Upper 6	0	0	0	0	0	0	0	0	0	0	0	0	0	0	0
Jumlah Kecil / Sub-total	0	0	0	0	0	0	0	0	0	0	0	0	0	0	0
JUMLAH BESAR / GRAND TOTAL	10	5	15	69	67	136	3,848	1,747	5,595	10	2	12	3,937	1,821	5,758

1.15.8 ENROLMEN DI PROGRAM PENDIDIKAN KHAS INTEGRASI SEPERTI PADA 30 JUN 2018  
ENROLMENT IN SPECIAL EDUCATION INTEGRATED PROGRAMME AS OF 30th JUNE 2018

## PERLIS

Tahun / Tingkatan Year / Form	Kurang Upaya Penglihatan <i>Visually Impaired</i>			Kurang Upaya Pendengaran <i>Hearing Impaired</i>			Masalah Pembelajaran <i>Learning Disabilities</i>			Masalah Pembelajaran Spesifik (Disleksia) / <i>Specific Learning Disabilities (Dyslexia)</i>			Jumlah Total		
	L / M	P / F	J / T	L / M	P / F	J / T	L / M	P / F	J / T	L / M	P / F	J / T	L / M	P / F	J / T
<b>TAHUN / YEAR</b>															
Prasekolah / <i>Pre-school</i>	0	0	0	0	0	0	0	0	0	0	0	0	0	0	0
Tahun 1 / <i>Year 1</i>	0	0	0	0	0	0	0	0	0	0	0	0	0	0	0
Tahun 2 / <i>Year 2</i>	0	0	0	0	0	0	0	0	0	0	0	0	0	0	0
Tahun 3 / <i>Year 3</i>	0	0	0	0	0	0	0	0	0	0	0	0	0	0	0
Tahun 4 / <i>Year 4</i>	0	0	0	0	0	0	0	0	0	0	0	0	0	0	0
Tahun 5 / <i>Year 5</i>	0	0	0	0	0	0	0	0	0	0	0	0	0	0	0
Tahun 6 / <i>Year 6</i>	0	0	0	0	0	0	0	0	0	0	0	0	0	0	0
KKBP / <i>SCLD</i>	3	4	7	0	0	0	304	122	426	18	6	24	325	132	457
Jumlah Kecil / <i>Sub-total</i>	3	4	7	0	0	0	304	122	426	18	6	24	325	132	457
<b>MENENGAH RENDAH / LOWER SECONDARY</b>															
Tingkatan 1 / <i>Form 1</i>	0	0	0	0	0	0	0	0	0	0	0	0	0	0	0
Tingkatan 2 / <i>Form 2</i>	0	0	0	0	0	0	0	0	0	0	0	0	0	0	0
Tingkatan 3 / <i>Form 3</i>	0	0	0	0	0	0	0	0	0	0	0	0	0	0	0
KKBP / <i>SCLD</i>	2	0	2	6	1	7	249	126	375	0	0	0	257	127	384
Jumlah Kecil / <i>Sub-total</i>	2	0	2	6	1	7	249	126	375	0	0	0	257	127	384
<b>MENENGAH ATAS / UPPER SECONDARY</b>															
Tingkatan 4 / <i>Form 4</i>	0	0	0	0	0	0	0	0	0	0	0	0	0	0	0
Tingkatan 5 / <i>Form 5</i>	0	0	0	0	0	0	0	0	0	0	0	0	0	0	0
Jumlah Kecil / <i>Sub-total</i>	0	0	0	0	0	0	0	0	0	0	0	0	0	0	0
<b>TINGKATAN 6 / FORM 6</b>															
Tingkatan 6 Rendah / <i>Lower 6</i>	0	0	0	0	0	0	0	0	0	0	0	0	0	0	0
Tingkatan 6 Atas / <i>Upper 6</i>	0	0	0	0	0	0	0	0	0	0	0	0	0	0	0
Jumlah Kecil / <i>Sub-total</i>	0	0	0	0	0	0	0	0	0	0	0	0	0	0	0
<b>JUMLAH BESAR / GRAND TOTAL</b>	<b>5</b>	<b>4</b>	<b>9</b>	<b>6</b>	<b>1</b>	<b>7</b>	<b>553</b>	<b>248</b>	<b>801</b>	<b>18</b>	<b>6</b>	<b>24</b>	<b>582</b>	<b>259</b>	<b>841</b>

1.15.9 ENROLMEN DI PROGRAM PENDIDIKAN KHAS INTEGRASI SEPERTI PADA 30 JUN 2018  
ENROLMENT IN SPECIAL EDUCATION INTEGRATED PROGRAMME AS OF 30th JUNE 2018

## PULAU PINANG

Tahun / Tingkatan Year / Form	Kurang Upaya Penglihatan <i>Visually Impaired</i>			Kurang Upaya Pendengaran <i>Hearing Impaired</i>			Masalah Pembelajaran <i>Learning Disabilities</i>			Masalah Pembelajaran Spesifik (Disleksia) / <i>Specific Learning Disabilities (Dyslexia)</i>			Jumlah Total		
	L / M	P / F	J / T	L / M	P / F	J / T	L / M	P / F	J / T	L / M	P / F	J / T	L / M	P / F	J / T
<b>TAHUN / YEAR</b>															
Prasekolah / <i>Pre-school</i>	0	0	0	0	0	0	0	0	0	0	0	0	0	0	0
Tahun 1 / <i>Year 1</i>	0	0	0	0	0	0	0	0	0	0	0	0	0	0	0
Tahun 2 / <i>Year 2</i>	0	0	0	0	0	0	0	0	0	0	0	0	0	0	0
Tahun 3 / <i>Year 3</i>	0	0	0	0	0	0	0	0	0	0	0	0	0	0	0
Tahun 4 / <i>Year 4</i>	0	0	0	0	0	0	0	0	0	0	0	0	0	0	0
Tahun 5 / <i>Year 5</i>	0	0	0	0	0	0	0	0	0	0	0	0	0	0	0
Tahun 6 / <i>Year 6</i>	0	0	0	0	0	0	0	0	0	0	0	0	0	0	0
KKBP / <i>SCLD</i>	8	2	10	6	8	14	937	400	1,337	20	12	32	971	422	1,393
Jumlah Kecil / <i>Sub-total</i>	8	2	10	6	8	14	937	400	1,337	20	12	32	971	422	1,393
<b>MENENGAH RENDAH / LOWER SECONDARY</b>															
Tingkatan 1 / <i>Form 1</i>	0	0	0	0	0	0	0	0	0	0	0	0	0	0	0
Tingkatan 2 / <i>Form 2</i>	0	0	0	0	0	0	0	0	0	0	0	0	0	0	0
Tingkatan 3 / <i>Form 3</i>	0	0	0	0	0	0	0	0	0	0	0	0	0	0	0
KKBP / <i>SCLD</i>	22	8	30	0	0	0	816	395	1,211	0	0	0	838	403	1,241
Jumlah Kecil / <i>Sub-total</i>	22	8	30	0	0	0	816	395	1,211	0	0	0	838	403	1,241
<b>MENENGAH ATAS / UPPER SECONDARY</b>															
Tingkatan 4 / <i>Form 4</i>	0	0	0	0	0	0	0	0	0	0	0	0	0	0	0
Tingkatan 5 / <i>Form 5</i>	0	0	0	0	0	0	0	0	0	0	0	0	0	0	0
Jumlah Kecil / <i>Sub-total</i>	0	0	0	0	0	0	0	0	0	0	0	0	0	0	0
<b>TINGKATAN 6 / FORM 6</b>															
Tingkatan 6 Rendah / <i>Lower 6</i>	0	0	0	0	0	0	0	0	0	0	0	0	0	0	0
Tingkatan 6 Atas / <i>Upper 6</i>	0	0	0	0	0	0	0	0	0	0	0	0	0	0	0
Jumlah Kecil / <i>Sub-total</i>	0	0	0	0	0	0	0	0	0	0	0	0	0	0	0
<b>JUMLAH BESAR / GRAND TOTAL</b>	<b>30</b>	<b>10</b>	<b>40</b>	<b>6</b>	<b>8</b>	<b>14</b>	<b>1,753</b>	<b>795</b>	<b>2,548</b>	<b>20</b>	<b>12</b>	<b>32</b>	<b>1,809</b>	<b>825</b>	<b>2,634</b>

1.15.10 ENROLMEN DI PROGRAM PENDIDIKAN KHAS INTEGRASI SEPERTI PADA 30 JUN 2018  
ENROLMENT IN SPECIAL EDUCATION INTEGRATED PROGRAMME AS OF 30th JUNE 2018

## SABAH

Tahun / Tingkatan Year / Form	Kurang Upaya Penglihatan Visually Impaired			Kurang Upaya Pendengaran Hearing Impaired			Masalah Pembelajaran Learning Disabilities			Masalah Pembelajaran Spesifik (Disleksia) / Specific Learning Disabilities (Dyslexia)			Jumlah Total		
	L / M	P / F	J / T	L / M	P / F	J / T	L / M	P / F	J / T	L / M	P / F	J / T	L / M	P / F	J / T
TAHUN / YEAR															
Prasekolah / Pre-school	0	0	0	0	0	0	0	0	0	0	0	0	0	0	0
Tahun 1 / Year 1	0	0	0	0	0	0	0	0	0	0	0	0	0	0	0
Tahun 2 / Year 2	0	0	0	0	0	0	0	0	0	0	0	0	0	0	0
Tahun 3 / Year 3	0	0	0	0	0	0	0	0	0	0	0	0	0	0	0
Tahun 4 / Year 4	0	0	0	0	0	0	0	0	0	0	0	0	0	0	0
Tahun 5 / Year 5	0	0	0	0	0	0	0	0	0	0	0	0	0	0	0
Tahun 6 / Year 6	0	0	0	0	0	0	0	0	0	0	0	0	0	0	0
KKBP / SCLD	0	0	0	8	4	12	1,808	671	2,479	33	8	41	1,849	683	2,532
Jumlah Kecil / Sub-total	0	0	0	8	4	12	1,808	671	2,479	33	8	41	1,849	683	2,532
MENENGAH RENDAH / LOWER SECONDARY															
Tingkatan 1 / Form 1	0	0	0	0	0	0	0	0	0	0	0	0	0	0	0
Tingkatan 2 / Form 2	0	0	0	0	0	0	0	0	0	0	0	0	0	0	0
Tingkatan 3 / Form 3	0	0	0	0	0	0	0	0	0	0	0	0	0	0	0
KKBP / SCLD	27	14	41	33	25	58	1,513	675	2,188	0	0	0	1,573	714	2,287
Jumlah Kecil / Sub-total	27	14	41	33	25	58	1,513	675	2,188	0	0	0	1,573	714	2,287
MENENGAH ATAS / UPPER SECONDARY															
Tingkatan 4 / Form 4	0	0	0	0	0	0	0	0	0	0	0	0	0	0	0
Tingkatan 5 / Form 5	0	0	0	0	0	0	0	0	0	0	0	0	0	0	0
Jumlah Kecil / Sub-total	0	0	0	0	0	0	0	0	0	0	0	0	0	0	0
TINGKATAN 6 / FORM 6															
Tingkatan 6 Rendah / Lower 6	0	0	0	0	0	0	0	0	0	0	0	0	0	0	0
Tingkatan 6 Atas / Upper 6	0	0	0	0	0	0	0	0	0	0	0	0	0	0	0
Jumlah Kecil / Sub-total	0	0	0	0	0	0	0	0	0	0	0	0	0	0	0
JUMLAH BESAR / GRAND TOTAL	27	14	41	41	29	70	3,321	1,346	4,667	33	8	41	3,422	1,397	4,819

1.15.11 ENROLMEN DI PROGRAM PENDIDIKAN KHAS INTEGRASI SEPERTI PADA 30 JUN 2018  
ENROLMENT IN SPECIAL EDUCATION INTEGRATED PROGRAMME AS OF 30th JUNE 2018

## SARAWAK

Tahun / Tingkatan Year / Form	Kurang Upaya Penglihatan Visually Impaired			Kurang Upaya Pendengaran Hearing Impaired			Masalah Pembelajaran Learning Disabilities			Masalah Pembelajaran Spesifik (Disleksia) / Specific Learning Disabilities (Dyslexia)			Jumlah Total		
	L / M	P / F	J / T	L / M	P / F	J / T	L / M	P / F	J / T	L / M	P / F	J / T	L / M	P / F	J / T
TAHUN / YEAR															
Prasekolah / Pre-school	0	0	0	0	0	0	0	0	0	0	0	0	0	0	0
Tahun 1 / Year 1	0	0	0	0	0	0	0	0	0	0	0	0	0	0	0
Tahun 2 / Year 2	0	0	0	0	0	0	0	0	0	0	0	0	0	0	0
Tahun 3 / Year 3	0	0	0	0	0	0	0	0	0	0	0	0	0	0	0
Tahun 4 / Year 4	0	0	0	0	0	0	0	0	0	0	0	0	0	0	0
Tahun 5 / Year 5	0	0	0	0	0	0	0	0	0	0	0	0	0	0	0
Tahun 6 / Year 6	0	0	0	0	0	0	0	0	0	0	0	0	0	0	0
KKBP / SCLD	3	3	6	0	0	0	1,852	774	2,626	6	1	7	1,861	778	2,639
Jumlah Kecil / Sub-total	3	3	6	0	0	0	1,852	774	2,626	6	1	7	1,861	778	2,639
MENENGAH RENDAH / LOWER SECONDARY															
Tingkatan 1 / Form 1	0	0	0	0	0	0	0	0	0	0	0	0	0	0	0
Tingkatan 2 / Form 2	0	0	0	0	0	0	0	0	0	0	0	0	0	0	0
Tingkatan 3 / Form 3	0	0	0	0	0	0	0	0	0	0	0	0	0	0	0
KKBP / SCLD	19	12	31	53	47	100	1,007	492	1,499	0	0	0	1,079	551	1,630
Jumlah Kecil / Sub-total	19	12	31	53	47	100	1,007	492	1,499	0	0	0	1,079	551	1,630
MENENGAH ATAS / UPPER SECONDARY															
Tingkatan 4 / Form 4	0	0	0	0	0	0	0	0	0	0	0	0	0	0	0
Tingkatan 5 / Form 5	0	0	0	0	0	0	0	0	0	0	0	0	0	0	0
Jumlah Kecil / Sub-total	0	0	0	0	0	0	0	0	0	0	0	0	0	0	0
TINGKATAN 6 / FORM 6															
Tingkatan 6 Rendah / Lower 6	0	0	0	0	0	0	0	0	0	0	0	0	0	0	0
Tingkatan 6 Atas / Upper 6	0	0	0	0	0	0	0	0	0	0	0	0	0	0	0
Jumlah Kecil / Sub-total	0	0	0	0	0	0	0	0	0	0	0	0	0	0	0
JUMLAH BESAR / GRAND TOTAL	22	15	37	53	47	100	2,859	1,266	4,125	6	1	7	2,940	1,329	4,269

1.15.12 ENROLMEN DI PROGRAM PENDIDIKAN KHAS INTEGRASI SEPERTI PADA 30 JUN 2018  
ENROLMENT IN SPECIAL EDUCATION INTEGRATED PROGRAMME AS OF 30th JUNE 2018

## SELANGOR

Tahun /Tingkatan Year / Form	Kurang Upaya Penglihatan Visually Impaired			Kurang Upaya Pendengaran Hearing Impaired			Masalah Pembelajaran Learning Disabilities			Masalah Pembelajaran Spesifik (Disleksia) / Specific Learning Disabilities (Dyslexia)			Jumlah Total		
	L / M	P / F	J / T	L / M	P / F	J / T	L / M	P / F	J / T	L / M	P / F	J / T	L / M	P / F	J / T
TAHUN / YEAR															
Prasekolah / Pre-school	0	0	0	0	0	0	0	0	0	0	0	0	0	0	0
Tahun 1 / Year 1	0	0	0	0	0	0	0	0	0	0	0	0	0	0	0
Tahun 2 / Year 2	0	0	0	0	0	0	0	0	0	0	0	0	0	0	0
Tahun 3 / Year 3	0	0	0	0	0	0	0	0	0	0	0	0	0	0	0
Tahun 4 / Year 4	0	0	0	0	0	0	0	0	0	0	0	0	0	0	0
Tahun 5 / Year 5	0	0	0	0	0	0	0	0	0	0	0	0	0	0	0
Tahun 6 / Year 6	0	0	0	0	0	0	0	0	0	0	0	0	0	0	0
KKBP / SCLD	19	13	32	71	60	131	4,337	1,815	6,152	40	6	46	4,467	1,894	6,361
Jumlah Kecil / Sub-total	19	13	32	71	60	131	4,337	1,815	6,152	40	6	46	4,467	1,894	6,361
MENENGAH RENDAH / LOWER SECONDARY															
Tingkatan 1 / Form 1	0	0	0	0	0	0	0	0	0	0	0	0	0	0	0
Tingkatan 2 / Form 2	0	0	0	0	0	0	0	0	0	0	0	0	0	0	0
Tingkatan 3 / Form 3	0	0	0	0	0	0	0	0	0	0	0	0	0	0	0
KKBP / SCLD	13	8	21	51	44	95	2,923	1,349	4,272	17	7	24	3,004	1,408	4,412
Jumlah Kecil / Sub-total	13	8	21	51	44	95	2,923	1,349	4,272	17	7	24	3,004	1,408	4,412
MENENGAH ATAS / UPPER SECONDARY															
Tingkatan 4 / Form 4	0	0	0	0	0	0	0	0	0	0	0	0	0	0	0
Tingkatan 5 / Form 5	0	0	0	0	0	0	0	0	0	0	0	0	0	0	0
Jumlah Kecil / Sub-total	0	0	0	0	0	0	0	0	0	0	0	0	0	0	0
TINGKATAN 6 / FORM 6															
Tingkatan 6 Rendah / Lower 6	0	0	0	0	0	0	0	0	0	0	0	0	0	0	0
Tingkatan 6 Atas / Upper 6	0	0	0	0	0	0	0	0	0	0	0	0	0	0	0
Jumlah Kecil / Sub-total	0	0	0	0	0	0	0	0	0	0	0	0	0	0	0
JUMLAH BESAR / GRAND TOTAL	32	21	53	122	104	226	7,260	3,164	10,424	57	13	70	7,471	3,302	10,773

1.15.13 ENROLMEN DI PROGRAM PENDIDIKAN KHAS INTEGRASI SEPERTI PADA 30 JUN 2018  
ENROLMENT IN SPECIAL EDUCATION INTEGRATED PROGRAMME AS OF 30th JUNE 2018

## TERENGGANU

Tahun /Tingkatan Year / Form	Kurang Upaya Penglihatan Visually Impaired			Kurang Upaya Pendengaran Hearing Impaired			Masalah Pembelajaran Learning Disabilities			Masalah Pembelajaran Spesifik (Disleksia) / Specific Learning Disabilities (Dyslexia)			Jumlah Total		
	L / M	P / F	J / T	L / M	P / F	J / T	L / M	P / F	J / T	L / M	P / F	J / T	L / M	P / F	J / T
TAHUN / YEAR															
Prasekolah / Pre-school	0	0	0	0	0	0	0	0	0	0	0	0	0	0	0
Tahun 1 / Year 1	0	0	0	0	0	0	0	0	0	0	0	0	0	0	0
Tahun 2 / Year 2	0	0	0	0	0	0	0	0	0	0	0	0	0	0	0
Tahun 3 / Year 3	0	0	0	0	0	0	0	0	0	0	0	0	0	0	0
Tahun 4 / Year 4	0	0	0	0	0	0	0	0	0	0	0	0	0	0	0
Tahun 5 / Year 5	0	0	0	0	0	0	0	0	0	0	0	0	0	0	0
Tahun 6 / Year 6	0	0	0	0	0	0	0	0	0	0	0	0	0	0	0
KKBP / SCLD	0	0	0	0	0	0	1,693	666	2,359	12	1	13	1,705	667	2,372
Jumlah Kecil / Sub-total	0	0	0	0	0	0	1,693	666	2,359	12	1	13	1,705	667	2,372
MENENGAH RENDAH / LOWER SECONDARY															
Tingkatan 1 / Form 1	0	0	0	0	0	0	0	0	0	0	0	0	0	0	0
Tingkatan 2 / Form 2	0	0	0	0	0	0	0	0	0	0	0	0	0	0	0
Tingkatan 3 / Form 3	0	0	0	0	0	0	0	0	0	0	0	0	0	0	0
KKBP / SCLD	12	9	21	33	28	61	1,137	514	1,651	0	0	0	1,182	551	1,733
Jumlah Kecil / Sub-total	12	9	21	33	28	61	1,137	514	1,651	0	0	0	1,182	551	1,733
MENENGAH ATAS / UPPER SECONDARY															
Tingkatan 4 / Form 4	0	0	0	0	0	0	0	0	0	0	0	0	0	0	0
Tingkatan 5 / Form 5	0	0	0	0	0	0	0	0	0	0	0	0	0	0	0
Jumlah Kecil / Sub-total	0	0	0	0	0	0	0	0	0	0	0	0	0	0	0
TINGKATAN 6 / FORM 6															
Tingkatan 6 Rendah / Lower 6	0	0	0	0	0	0	0	0	0	0	0	0	0	0	0
Tingkatan 6 Atas / Upper 6	0	0	0	0	0	0	0	0	0	0	0	0	0	0	0
Jumlah Kecil / Sub-total	0	0	0	0	0	0	0	0	0	0	0	0	0	0	0
JUMLAH BESAR / GRAND TOTAL	12	9	21	33	28	61	2,830	1,180	4,010	12	1	13	2,887	1,218	4,105

1.15.14 ENROLMEN DI PROGRAM PENDIDIKAN KHAS INTEGRASI SEPERTI PADA 30 JUN 2018  
ENROLMENT IN SPECIAL EDUCATION INTEGRATED PROGRAMME AS OF 30th JUNE 2018

WP KUALA LUMPUR

Tahun /Tingkatan Year / Form	Kurang Upaya Penglihatan Visually Impaired			Kurang Upaya Pendengaran Hearing Impaired			Masalah Pembelajaran Learning Disabilities			Masalah Pembelajaran Spesifik (Disleksia) / Specific Learning Disabilities (Dyslexia)			Jumlah Total		
	L / M	P / F	J / T	L / M	P / F	J / T	L / M	P / F	J / T	L / M	P / F	J / T	L / M	P / F	J / T
TAHUN / YEAR															
Prasekolah / Pre-school	0	0	0	0	0	0	0	0	0	0	0	0	0	0	0
Tahun 1 / Year 1	0	0	0	0	0	0	0	0	0	0	0	0	0	0	0
Tahun 2 / Year 2	0	0	0	0	0	0	0	0	0	0	0	0	0	0	0
Tahun 3 / Year 3	0	0	0	0	0	0	0	0	0	0	0	0	0	0	0
Tahun 4 / Year 4	0	0	0	0	0	0	0	0	0	0	0	0	0	0	0
Tahun 5 / Year 5	0	0	0	0	0	0	0	0	0	0	0	0	0	0	0
Tahun 6 / Year 6	0	0	0	0	0	0	0	0	0	0	0	0	0	0	0
KKBP / SCLD	0	0	0	7	1	8	1,194	443	1,637	49	17	66	1,250	461	1,711
Jumlah Kecil / Sub-total	0	0	0	7	1	8	1,194	443	1,637	49	17	66	1,250	461	1,711
MENENGAH RENDAH / LOWER SECONDARY															
Tingkatan 1 / Form 1	0	0	0	0	0	0	0	0	0	0	0	0	0	0	0
Tingkatan 2 / Form 2	0	0	0	0	0	0	0	0	0	0	0	0	0	0	0
Tingkatan 3 / Form 3	0	0	0	0	0	0	0	0	0	0	0	0	0	0	0
KKBP / SCLD	0	0	0	43	28	71	1,032	473	1,505	29	9	38	1,104	510	1,614
Jumlah Kecil / Sub-total	0	0	0	43	28	71	1,032	473	1,505	29	9	38	1,104	510	1,614
MENENGAH ATAS / UPPER SECONDARY															
Tingkatan 4 / Form 4	0	0	0	0	0	0	0	0	0	0	0	0	0	0	0
Tingkatan 5 / Form 5	0	0	0	0	0	0	0	0	0	0	0	0	0	0	0
Jumlah Kecil / Sub-total	0	0	0	0	0	0	0	0	0	0	0	0	0	0	0
TINGKATAN 6 / FORM 6															
Tingkatan 6 Rendah / Lower 6	0	0	0	0	0	0	0	0	0	0	0	0	0	0	0
Tingkatan 6 Atas / Upper 6	0	0	0	0	0	0	0	0	0	0	0	0	0	0	0
Jumlah Kecil / Sub-total	0	0	0	0	0	0	0	0	0	0	0	0	0	0	0
JUMLAH BESAR / GRAND TOTAL	0	0	0	50	29	79	2,226	916	3,142	78	26	104	2,354	971	3,325

1.15.15 ENROLMEN DI PROGRAM PENDIDIKAN KHAS INTEGRASI SEPERTI PADA 30 JUN 2018  
ENROLMENT IN SPECIAL EDUCATION INTEGRATED PROGRAMME AS OF 30th JUNE 2018

WP LABUAN

Tahun /Tingkatan Year / Form	Kurang Upaya Penglihatan Visually Impaired			Kurang Upaya Pendengaran Hearing Impaired			Masalah Pembelajaran Learning Disabilities			Masalah Pembelajaran Spesifik (Disleksia) / Specific Learning Disabilities (Dyslexia)			Jumlah Total		
	L / M	P / F	J / T	L / M	P / F	J / T	L / M	P / F	J / T	L / M	P / F	J / T	L / M	P / F	J / T
TAHUN / YEAR															
Prasekolah / Pre-school	0	0	0	0	0	0	0	0	0	0	0	0	0	0	0
Tahun 1 / Year 1	0	0	0	0	0	0	0	0	0	0	0	0	0	0	0
Tahun 2 / Year 2	0	0	0	0	0	0	0	0	0	0	0	0	0	0	0
Tahun 3 / Year 3	0	0	0	0	0	0	0	0	0	0	0	0	0	0	0
Tahun 4 / Year 4	0	0	0	0	0	0	0	0	0	0	0	0	0	0	0
Tahun 5 / Year 5	0	0	0	0	0	0	0	0	0	0	0	0	0	0	0
Tahun 6 / Year 6	0	0	0	0	0	0	0	0	0	0	0	0	0	0	0
KKBP / SCLD	0	0	0	2	1	3	124	42	166	6	0	6	132	43	175
Jumlah Kecil / Sub-total	0	0	0	2	1	3	124	42	166	6	0	6	132	43	175
MENENGAH RENDAH / LOWER SECONDARY															
Tingkatan 1 / Form 1	0	0	0	0	0	0	0	0	0	0	0	0	0	0	0
Tingkatan 2 / Form 2	0	0	0	0	0	0	0	0	0	0	0	0	0	0	0
Tingkatan 3 / Form 3	0	0	0	0	0	0	0	0	0	0	0	0	0	0	0
KKBP / SCLD	0	0	0	1	1	2	60	25	85	4	2	6	65	28	93
Jumlah Kecil / Sub-total	0	0	0	1	1	2	60	25	85	4	2	6	65	28	93
MENENGAH ATAS / UPPER SECONDARY															
Tingkatan 4 / Form 4	0	0	0	0	0	0	0	0	0	0	0	0	0	0	0
Tingkatan 5 / Form 5	0	0	0	0	0	0	0	0	0	0	0	0	0	0	0
Jumlah Kecil / Sub-total	0	0	0	0	0	0	0	0	0	0	0	0	0	0	0
TINGKATAN 6 / FORM 6															
Tingkatan 6 Rendah / Lower 6	0	0	0	0	0	0	0	0	0	0	0	0	0	0	0
Tingkatan 6 Atas / Upper 6	0	0	0	0	0	0	0	0	0	0	0	0	0	0	0
Jumlah Kecil / Sub-total	0	0	0	0	0	0	0	0	0	0	0	0	0	0	0
JUMLAH BESAR / GRAND TOTAL	0	0	0	3	2	5	184	67	251	10	2	12	197	71	268

1.15.16 ENROLMEN DI PROGRAM PENDIDIKAN KHAS INTEGRASI SEPERTI PADA 30 JUN 2018  
ENROLMENT IN SPECIAL EDUCATION INTEGRATED PROGRAMME AS OF 30th JUNE 2018

## WP PUTRAJAYA

Tahun / Tingkatan Year / Form	Kurang Upaya Penglihatan <i>Visually Impaired</i>			Kurang Upaya Pendengaran <i>Hearing Impaired</i>			Masalah Pembelajaran <i>Learning Disabilities</i>			Masalah Pembelajaran Spesifik (Disleksia) / <i>Specific Learning Disabilities (Dyslexia)</i>			Jumlah Total		
	L / M	P / F	J / T	L / M	P / F	J / T	L / M	P / F	J / T	L / M	P / F	J / T	L / M	P / F	J / T
<b>TAHUN / YEAR</b>															
Prasekolah / <i>Pre-school</i>	0	0	0	0	0	0	0	0	0	0	0	0	0	0	0
Tahun 1 / <i>Year 1</i>	0	0	0	0	0	0	0	0	0	0	0	0	0	0	0
Tahun 2 / <i>Year 2</i>	0	0	0	0	0	0	0	0	0	0	0	0	0	0	0
Tahun 3 / <i>Year 3</i>	0	0	0	0	0	0	0	0	0	0	0	0	0	0	0
Tahun 4 / <i>Year 4</i>	0	0	0	0	0	0	0	0	0	0	0	0	0	0	0
Tahun 5 / <i>Year 5</i>	0	0	0	0	0	0	0	0	0	0	0	0	0	0	0
Tahun 6 / <i>Year 6</i>	0	0	0	0	0	0	0	0	0	0	0	0	0	0	0
KKBP / <i>SCLD</i>	9	4	13	12	12	24	152	63	215	7	2	9	180	81	261
Jumlah Kecil / <i>Sub-total</i>	9	4	13	12	12	24	152	63	215	7	2	9	180	81	261
<b>MENENGAH RENDAH / LOWER SECONDARY</b>															
Tingkatan 1 / <i>Form 1</i>	0	0	0	0	0	0	0	0	0	0	0	0	0	0	0
Tingkatan 2 / <i>Form 2</i>	0	0	0	0	0	0	0	0	0	0	0	0	0	0	0
Tingkatan 3 / <i>Form 3</i>	0	0	0	0	0	0	0	0	0	0	0	0	0	0	0
KKBP / <i>SCLD</i>	0	0	0	1	0	1	114	48	162	0	0	0	115	48	163
Jumlah Kecil / <i>Sub-total</i>	0	0	0	1	0	1	114	48	162	0	0	0	115	48	163
<b>MENENGAH ATAS / UPPER SECONDARY</b>															
Tingkatan 4 / <i>Form 4</i>	0	0	0	0	0	0	0	0	0	0	0	0	0	0	0
Tingkatan 5 / <i>Form 5</i>	0	0	0	0	0	0	0	0	0	0	0	0	0	0	0
Jumlah Kecil / <i>Sub-total</i>	0	0	0	0	0	0	0	0	0	0	0	0	0	0	0
<b>TINGKATAN 6 / FORM 6</b>															
Tingkatan 6 Rendah / <i>Lower 6</i>	0	0	0	0	0	0	0	0	0	0	0	0	0	0	0
Tingkatan 6 Atas / <i>Upper 6</i>	0	0	0	0	0	0	0	0	0	0	0	0	0	0	0
Jumlah Kecil / <i>Sub-total</i>	0	0	0	0	0	0	0	0	0	0	0	0	0	0	0
<b>JUMLAH BESAR / GRAND TOTAL</b>	9	4	13	13	12	25	266	111	377	7	2	9	295	129	424

1.16 ENROLMEN DI SEKOLAH PENDIDIKAN KHAS SEPERTI PADA 30 JUN 2018  
ENROLMENT IN SPECIAL EDUCATION SCHOOL AS OF 30th JUNE 2018

## MALAYSIA

Tahun / Tingkatan Year / Form	Kurang Upaya Penglihatan Visually Impaired			Kurang Upaya Pendengaran Hearing Impaired			Masalah Pembelajaran Learning Disabilities			Jumlah Total		
	L / M	P / F	J / T	L / M	P / F	J / T	L / M	P / F	J / T	L / M	P / F	J / T
TAHUN / YEAR												
Prasekolah / Pre-school	0	0	0	0	0	0	0	0	0	0	0	0
Tahun 1 / Year 1	19	7	26	61	54	115	28	17	45	108	78	186
Tahun 2 / Year 2	14	11	25	52	64	116	11	5	16	77	80	157
Tahun 3 / Year 3	13	12	25	50	65	115	22	9	31	85	86	171
Tahun 4 / Year 4	15	9	24	51	47	98	20	8	28	86	64	150
Tahun 5 / Year 5	24	12	36	72	51	123	14	6	20	110	69	179
Tahun 6 / Year 6	24	21	45	64	68	132	19	8	27	107	97	204
KKBP / SCLD	10	10	20	18	20	38	105	44	149	133	74	207
Jumlah Kecil / Sub-total	119	82	201	368	369	737	219	97	316	706	548	1,254
MENENGAH RENDAH / LOWER SECONDARY												
Tingkatan 1 / Form 1	14	14	28	14	6	20	0	0	0	28	20	48
Tingkatan 2 / Form 2	15	10	25	12	4	16	0	0	0	27	14	41
Tingkatan 3 / Form 3	23	12	35	13	16	29	0	0	0	36	28	64
KKBP / SCLD	0	0	0	0	0	0	0	0	0	0	0	0
Jumlah Kecil / Sub-total	52	36	88	39	26	65	0	0	0	91	62	153
MENENGAH ATAS / UPPER SECONDARY												
Tingkatan 4 / Form 4	20	14	34	52	61	113	138	110	248	210	185	395
Tingkatan 5 / Form 5	16	7	23	53	79	132	272	166	438	341	252	593
Jumlah Kecil / Sub-total	36	21	57	105	140	245	410	276	686	551	437	988
TINGKATAN 6 / FORM 6												
Tingkatan 6 Rendah / Lower 6	0	0	0	4	1	5	0	0	0	4	1	5
Tingkatan 6 Atas / Upper 6	0	0	0	1	2	3	0	0	0	1	2	3
Jumlah Kecil / Sub-total	0	0	0	5	3	8	0	0	0	5	3	8
JUMLAH BESAR / GRAND TOTAL	207	139	346	517	538	1055	629	373	1002	1,353	1,050	2,403

1.16.1 ENROLMEN DI SEKOLAH PENDIDIKAN KHAS SEPERTI PADA 30 JUN 2018  
ENROLMENT IN SPECIAL EDUCATION SCHOOL AS OF 30th JUNE 2018

## JOHOR

Tahun / Tingkatan Year / Form	Kurang Upaya Penglihatan Visually Impaired			Kurang Upaya Pendengaran Hearing Impaired			Masalah Pembelajaran Learning Disabilities			Jumlah Total		
	L / M	P / F	J / T	L / M	P / F	J / T	L / M	P / F	J / T	L / M	P / F	J / T
TAHUN / YEAR												
Prasekolah / Pre-school	0	0	0	0	0	0	0	0	0	0	0	0
Tahun 1 / Year 1	2	1	3	5	6	11	0	0	0	7	7	14
Tahun 2 / Year 2	4	3	7	8	1	9	0	0	0	12	4	16
Tahun 3 / Year 3	1	3	4	4	3	7	0	0	0	5	6	11
Tahun 4 / Year 4	5	2	7	7	3	10	0	0	0	12	5	17
Tahun 5 / Year 5	6	6	12	18	9	27	0	0	0	24	15	39
Tahun 6 / Year 6	10	1	11	7	5	12	0	0	0	17	6	23
KKBP / SCLD	6	7	13	5	4	9	28	7	35	39	18	57
Jumlah Kecil / Sub-total	34	23	57	54	31	85	28	7	35	116	61	177
MENENGAH RENDAH / LOWER SECONDARY												
Tingkatan 1 / Form 1	0	0	0	0	0	0	0	0	0	0	0	0
Tingkatan 2 / Form 2	0	0	0	0	0	0	0	0	0	0	0	0
Tingkatan 3 / Form 3	0	0	0	0	0	0	0	0	0	0	0	0
KKBP / SCLD	0	0	0	0	0	0	0	0	0	0	0	0
Jumlah Kecil / Sub-total	0	0	0	0	0	0	0	0	0	0	0	0
MENENGAH ATAS / UPPER SECONDARY												
Tingkatan 4 / Form 4	4	1	5	8	6	14	36	23	59	48	30	78
Tingkatan 5 / Form 5	3	0	3	12	8	20	50	43	93	65	51	116
Jumlah Kecil / Sub-total	7	1	8	20	14	34	86	66	152	113	81	194
TINGKATAN 6 / FORM 6												
Tingkatan 6 Rendah / Lower 6	0	0	0	0	0	0	0	0	0	0	0	0
Tingkatan 6 Atas / Upper 6	0	0	0	0	0	0	0	0	0	0	0	0
Jumlah Kecil / Sub-total	0	0	0	0	0	0	0	0	0	0	0	0
JUMLAH BESAR / GRAND TOTAL	41	24	65	74	45	119	114	73	187	229	142	371

1.16.2 ENROLMEN DI SEKOLAH PENDIDIKAN KHAS SEPerti PADA 30 JUN 2018  
ENROLMENT IN SPECIAL EDUCATION SCHOOL AS OF 30th JUNE 2018

## KEDAH

Tahun / Tingkatan Year / Form	Kurang Upaya Penglihatan Visually Impaired			Kurang Upaya Pendengaran Hearing Impaired			Masalah Pembelajaran Learning Disabilities			Jumlah Total		
	L / M	P / F	J / T	L / M	P / F	J / T	L / M	P / F	J / T	L / M	P / F	J / T
TAHUN / YEAR												
Prasekolah / Pre-school	0	0	0	0	0	0	0	0	0	0	0	0
Tahun 1 / Year 1	0	0	0	7	5	12	13	5	18	20	10	30
Tahun 2 / Year 2	1		1	11	9	20	0	0	0	12	9	21
Tahun 3 / Year 3	1	1	2	1	5	6	4	2	6	6	8	14
Tahun 4 / Year 4	0	0	0	8	8	16	0	0	0	8	8	16
Tahun 5 / Year 5	3	1	4	6	6	12	3	1	4	12	8	20
Tahun 6 / Year 6	0	1	1	5	7	12	5	3	8	10	11	21
KKBP / SCLD	0	0	0	1	2	3	14	12	26	15	14	29
<b>Jumlah Kecil / Sub-total</b>	<b>5</b>	<b>3</b>	<b>8</b>	<b>39</b>	<b>42</b>	<b>81</b>	<b>39</b>	<b>23</b>	<b>62</b>	<b>83</b>	<b>68</b>	<b>151</b>
MENENGAH RENDAH / LOWER SECONDARY												
Tingkatan 1 / Form 1	0	0	0	0	0	0	0	0	0	0	0	0
Tingkatan 2 / Form 2	0	0	0	0	0	0	0	0	0	0	0	0
Tingkatan 3 / Form 3	0	0	0	0	0	0	0	0	0	0	0	0
KKBP / SCLD	0	0	0	0	0	0	0	0	0	0	0	0
<b>Jumlah Kecil / Sub-total</b>	<b>0</b>	<b>0</b>	<b>0</b>	<b>0</b>	<b>0</b>	<b>0</b>	<b>0</b>	<b>0</b>	<b>0</b>	<b>0</b>	<b>0</b>	<b>0</b>
MENENGAH ATAS / UPPER SECONDARY												
Tingkatan 4 / Form 4	0	0	0	2	2	4	35	27	62	37	29	66
Tingkatan 5 / Form 5	0	0	0	5	13	18	89	43	132	94	56	150
<b>Jumlah Kecil / Sub-total</b>	<b>0</b>	<b>0</b>	<b>0</b>	<b>7</b>	<b>15</b>	<b>22</b>	<b>124</b>	<b>70</b>	<b>194</b>	<b>131</b>	<b>85</b>	<b>216</b>
TINGKATAN 6 / FORM 6												
Tingkatan 6 Rendah / Lower 6	0	0	0	0	0	0	0	0	0	0	0	0
Tingkatan 6 Atas / Upper 6	0	0	0	0	0	0	0	0	0	0	0	0
<b>Jumlah Kecil / Sub-total</b>	<b>0</b>	<b>0</b>	<b>0</b>	<b>0</b>	<b>0</b>	<b>0</b>	<b>0</b>	<b>0</b>	<b>0</b>	<b>0</b>	<b>0</b>	<b>0</b>
<b>JUMLAH BESAR / GRAND TOTAL</b>	<b>5</b>	<b>3</b>	<b>8</b>	<b>46</b>	<b>57</b>	<b>103</b>	<b>163</b>	<b>93</b>	<b>256</b>	<b>214</b>	<b>153</b>	<b>367</b>

1.16.3 ENROLMEN DI SEKOLAH PENDIDIKAN KHAS SEPerti PADA 30 JUN 2018  
ENROLMENT IN SPECIAL EDUCATION SCHOOL AS OF 30th JUNE 2018

## KELANTAN

Tahun / Tingkatan Year / Form	Kurang Upaya Penglihatan Visually Impaired			Kurang Upaya Pendengaran Hearing Impaired			Masalah Pembelajaran Learning Disabilities			Jumlah Total		
	L / M	P / F	J / T	L / M	P / F	J / T	L / M	P / F	J / T	L / M	P / F	J / T
TAHUN / YEAR												
Prasekolah / Pre-school	0	0	0	0	0	0	0	0	0	0	0	0
Tahun 1 / Year 1	0	0	0	3	3	6	0	0	0	3	3	6
Tahun 2 / Year 2	0	0	0	1	4	5	0	0	0	1	4	5
Tahun 3 / Year 3	0	0	0	6	3	9	0	0	0	6	3	9
Tahun 4 / Year 4	0	0	0	2	2	4	4	2	6	6	4	10
Tahun 5 / Year 5	0	0	0	6	3	9	0	0	0	6	3	9
Tahun 6 / Year 6	0	0	0	4	3	7	0	0	0	4	3	7
KKBP / SCLD	0	0	0	0	0	0	28	13	41	28	13	41
<b>Jumlah Kecil / Sub-total</b>	<b>0</b>	<b>0</b>	<b>0</b>	<b>22</b>	<b>18</b>	<b>40</b>	<b>32</b>	<b>15</b>	<b>47</b>	<b>54</b>	<b>33</b>	<b>87</b>
MENENGAH RENDAH / LOWER SECONDARY												
Tingkatan 1 / Form 1	0	0	0	0	0	0	0	0	0	0	0	0
Tingkatan 2 / Form 2	0	0	0	0	0	0	0	0	0	0	0	0
Tingkatan 3 / Form 3	0	0	0	0	0	0	0	0	0	0	0	0
KKBP / SCLD	0	0	0	0	0	0	0	0	0	0	0	0
<b>Jumlah Kecil / Sub-total</b>	<b>0</b>	<b>0</b>	<b>0</b>	<b>0</b>	<b>0</b>	<b>0</b>	<b>0</b>	<b>0</b>	<b>0</b>	<b>0</b>	<b>0</b>	<b>0</b>
MENENGAH ATAS / UPPER SECONDARY												
Tingkatan 4 / Form 4	0	0	0	0	0	0	0	0	0	0	0	0
Tingkatan 5 / Form 5	0	0	0	0	0	0	0	0	0	0	0	0
<b>Jumlah Kecil / Sub-total</b>	<b>0</b>	<b>0</b>	<b>0</b>	<b>0</b>	<b>0</b>	<b>0</b>	<b>0</b>	<b>0</b>	<b>0</b>	<b>0</b>	<b>0</b>	<b>0</b>
TINGKATAN 6 / FORM 6												
Tingkatan 6 Rendah / Lower 6	0	0	0	0	0	0	0	0	0	0	0	0
Tingkatan 6 Atas / Upper 6	0	0	0	0	0	0	0	0	0	0	0	0
<b>Jumlah Kecil / Sub-total</b>	<b>0</b>	<b>0</b>	<b>0</b>	<b>0</b>	<b>0</b>	<b>0</b>	<b>0</b>	<b>0</b>	<b>0</b>	<b>0</b>	<b>0</b>	<b>0</b>
<b>JUMLAH BESAR / GRAND TOTAL</b>	<b>0</b>	<b>0</b>	<b>0</b>	<b>22</b>	<b>18</b>	<b>40</b>	<b>32</b>	<b>15</b>	<b>47</b>	<b>54</b>	<b>33</b>	<b>87</b>

1.16.4 ENROLMEN DI SEKOLAH PENDIDIKAN KHAS SEPerti PADA 30 JUN 2018  
ENROLMENT IN SPECIAL EDUCATION SCHOOL AS OF 30th JUNE 2018

## MELAKA

Tahun / Tingkatan Year / Form	Kurang Upaya Penglihatan Visually Impaired			Kurang Upaya Pendengaran Hearing Impaired			Masalah Pembelajaran Learning Disabilities			Jumlah Total		
	L / M	P / F	J / T	L / M	P / F	J / T	L / M	P / F	J / T	L / M	P / F	J / T
<b>TAHUN / YEAR</b>												
Prasekolah / Pre-school	0		0	0	0	0	0	0	0	0	0	0
Tahun 1 / Year 1	0		0	2	1	3	0	0	0	2	1	3
Tahun 2 / Year 2	0		0	1	3	4	0	0	0	1	3	4
Tahun 3 / Year 3	0		0	3	1	4	0	0	0	3	1	4
Tahun 4 / Year 4	0		0	1		1	0	0	0	1	0	1
Tahun 5 / Year 5	0		0	4	2	6	0	0	0	4	2	6
Tahun 6 / Year 6	0		0	5	4	9	0	0	0	5	4	9
KKBP / SCLD	0	0	0	0	0	0	4	2	6	4	2	6
<b>Jumlah Kecil / Sub-total</b>	<b>0</b>	<b>0</b>	<b>0</b>	<b>16</b>	<b>11</b>	<b>27</b>	<b>4</b>	<b>2</b>	<b>6</b>	<b>20</b>	<b>13</b>	<b>33</b>
<b>MENENGAH RENDAH / LOWER SECONDARY</b>												
Tingkatan 1 / Form 1	0	0	0	0	0	0	0	0	0	0	0	0
Tingkatan 2 / Form 2	0	0	0	0	0	0	0	0	0	0	0	0
Tingkatan 3 / Form 3	0	0	0	0	0	0	0	0	0	0	0	0
KKBP / SCLD	0	0	0	0	0	0	0	0	0	0	0	0
<b>Jumlah Kecil / Sub-total</b>	<b>0</b>	<b>0</b>	<b>0</b>	<b>0</b>	<b>0</b>	<b>0</b>	<b>0</b>	<b>0</b>	<b>0</b>	<b>0</b>	<b>0</b>	<b>0</b>
<b>MENENGAH ATAS / UPPER SECONDARY</b>												
Tingkatan 4 / Form 4	0	0	0	0	0	0	0	0	0	0	0	0
Tingkatan 5 / Form 5	0	0	0	0	0	0	0	0	0	0	0	0
<b>Jumlah Kecil / Sub-total</b>	<b>0</b>	<b>0</b>	<b>0</b>	<b>0</b>	<b>0</b>	<b>0</b>	<b>0</b>	<b>0</b>	<b>0</b>	<b>0</b>	<b>0</b>	<b>0</b>
<b>TINGKATAN 6 / FORM 6</b>												
Tingkatan 6 Rendah / Lower 6	0	0	0	0	0	0	0	0	0	0	0	0
Tingkatan 6 Atas / Upper 6	0	0	0	0	0	0	0	0	0	0	0	0
<b>Jumlah Kecil / Sub-total</b>	<b>0</b>	<b>0</b>	<b>0</b>	<b>0</b>	<b>0</b>	<b>0</b>	<b>0</b>	<b>0</b>	<b>0</b>	<b>0</b>	<b>0</b>	<b>0</b>
<b>JUMLAH BESAR / GRAND TOTAL</b>	<b>0</b>	<b>0</b>	<b>0</b>	<b>16</b>	<b>11</b>	<b>27</b>	<b>4</b>	<b>2</b>	<b>6</b>	<b>20</b>	<b>13</b>	<b>33</b>

1.16.5 ENROLMEN DI SEKOLAH PENDIDIKAN KHAS SEPerti PADA 30 JUN 2018  
ENROLMENT IN SPECIAL EDUCATION SCHOOL AS OF 30th JUNE 2018

## NEGERI SEMBILAN

Tahun / Tingkatan Year / Form	Kurang Upaya Penglihatan Visually Impaired			Kurang Upaya Pendengaran Hearing Impaired			Masalah Pembelajaran Learning Disabilities			Jumlah Total		
	L / M	P / F	J / T	L / M	P / F	J / T	L / M	P / F	J / T	L / M	P / F	J / T
<b>TAHUN / YEAR</b>												
Prasekolah / Pre-school	0	0	0	0	0	0	0	0	0	0	0	0
Tahun 1 / Year 1	1	0	1	5	4	9	0	0	0	6	4	10
Tahun 2 / Year 2	1	2	3	2	2	4	0	0	0	3	4	7
Tahun 3 / Year 3	1	1	2	2	5	7	0	0	0	3	6	9
Tahun 4 / Year 4	1		1	2	2	4	0	0	0	3	2	5
Tahun 5 / Year 5	0	0	0	1	2	3	0	0	0	1	2	3
Tahun 6 / Year 6	0	1	1	3	7	10	0	0	0	3	8	11
KKBP / SCLD	0	0	0			0	0	0	0	0	0	0
<b>Jumlah Kecil / Sub-total</b>	<b>4</b>	<b>4</b>	<b>8</b>	<b>15</b>	<b>22</b>	<b>37</b>	<b>0</b>	<b>0</b>	<b>0</b>	<b>19</b>	<b>26</b>	<b>45</b>
<b>MENENGAH RENDAH / LOWER SECONDARY</b>												
Tingkatan 1 / Form 1	0	0	0	0	0	0	0	0	0	0	0	0
Tingkatan 2 / Form 2	0	0	0	0	0	0	0	0	0	0	0	0
Tingkatan 3 / Form 3	0	0	0	0	0	0	0	0	0	0	0	0
KKBP / SCLD	0	0	0	0	0	0	0	0	0	0	0	0
<b>Jumlah Kecil / Sub-total</b>	<b>0</b>	<b>0</b>	<b>0</b>	<b>0</b>	<b>0</b>	<b>0</b>	<b>0</b>	<b>0</b>	<b>0</b>	<b>0</b>	<b>0</b>	<b>0</b>
<b>MENENGAH ATAS / UPPER SECONDARY</b>												
Tingkatan 4 / Form 4	0	0	0	0	0	0	0	0	0	0	0	0
Tingkatan 5 / Form 5	0	0	0	0	0	0	0	0	0	0	0	0
<b>Jumlah Kecil / Sub-total</b>	<b>0</b>	<b>0</b>	<b>0</b>	<b>0</b>	<b>0</b>	<b>0</b>	<b>0</b>	<b>0</b>	<b>0</b>	<b>0</b>	<b>0</b>	<b>0</b>
<b>TINGKATAN 6 / FORM 6</b>												
Tingkatan 6 Rendah / Lower 6	0	0	0	0	0	0	0	0	0	0	0	0
Tingkatan 6 Atas / Upper 6	0	0	0	0	0	0	0	0	0	0	0	0
<b>Jumlah Kecil / Sub-total</b>	<b>0</b>	<b>0</b>	<b>0</b>	<b>0</b>	<b>0</b>	<b>0</b>	<b>0</b>	<b>0</b>	<b>0</b>	<b>0</b>	<b>0</b>	<b>0</b>
<b>JUMLAH BESAR / GRAND TOTAL</b>	<b>4</b>	<b>4</b>	<b>8</b>	<b>15</b>	<b>22</b>	<b>37</b>	<b>0</b>	<b>0</b>	<b>0</b>	<b>19</b>	<b>26</b>	<b>45</b>

1.16.6 ENROLMEN DI SEKOLAH PENDIDIKAN KHAS SEPERTI PADA 30 JUN 2018  
ENROLMENT IN SPECIAL EDUCATION SCHOOL AS OF 30th JUNE 2018

## PAHANG

Tahun / Tingkatan Year / Form	Kurang Upaya Penglihatan Visually Impaired			Kurang Upaya Pendengaran Hearing Impaired			Masalah Pembelajaran Learning Disabilities			Jumlah Total		
	L / M	P / F	J / T	L / M	P / F	J / T	L / M	P / F	J / T	L / M	P / F	J / T
TAHUN / YEAR												
Prasekolah / Pre-school	0	0	0	0	0	0	0	0	0	0	0	0
Tahun 1 / Year 1	0	0	0	1	1	2	1	5	6	2	6	8
Tahun 2 / Year 2	0	0	0	4	3	7	0	0	0	4	3	7
Tahun 3 / Year 3	0	0	0	1	1	2	4	3	7	5	4	9
Tahun 4 / Year 4	0	0	0	4	3	7	2	1	3	6	4	10
Tahun 5 / Year 5	0	0	0	5	1	6	0	0	0	5	1	6
Tahun 6 / Year 6	0	0	0	5	3	8	1		1	6	3	9
KKBP / SCLD	0	0	0	0	0	0	0	0	0	0	0	0
Jumlah Kecil / Sub-total	0	0	0	20	12	32	8	9	17	28	21	49
MENENGAH RENDAH / LOWER SECONDARY												
Tingkatan 1 / Form 1	0	0	0	0	0	0	0	0	0	0	0	0
Tingkatan 2 / Form 2	0	0	0	0	0	0	0	0	0	0	0	0
Tingkatan 3 / Form 3	0	0	0	0	0	0	0	0	0	0	0	0
KKBP / SCLD	0	0	0	0	0	0	0	0	0	0	0	0
Jumlah Kecil / Sub-total	0	0	0	0	0	0	0	0	0	0	0	0
MENENGAH ATAS / UPPER SECONDARY												
Tingkatan 4 / Form 4	0	0	0	8	9	17	27	24	51	35	33	68
Tingkatan 5 / Form 5	0	0	0	1	6	7	104	58	162	105	64	169
Jumlah Kecil / Sub-total	0	0	0	9	15	24	131	82	213	140	97	237
TINGKATAN 6 / FORM 6												
Tingkatan 6 Rendah / Lower 6	0	0	0	0	0	0	0	0	0	0	0	0
Tingkatan 6 Atas / Upper 6	0	0	0	0	0	0	0	0	0	0	0	0
Jumlah Kecil / Sub-total	0	0	0	0	0	0	0	0	0	0	0	0
JUMLAH BESAR / GRAND TOTAL	0	0	0	29	27	56	139	91	230	168	118	286

1.16.7 ENROLMEN DI SEKOLAH PENDIDIKAN KHAS SEPERTI PADA 30 JUN 2018  
ENROLMENT IN SPECIAL EDUCATION SCHOOL AS OF 30th JUNE 2018

## PERAK

Tahun / Tingkatan Year / Form	Kurang Upaya Penglihatan Visually Impaired			Kurang Upaya Pendengaran Hearing Impaired			Masalah Pembelajaran Learning Disabilities			Jumlah Total		
	L / M	P / F	J / T	L / M	P / F	J / T	L / M	P / F	J / T	L / M	P / F	J / T
TAHUN / YEAR												
Prasekolah / Pre-school	0	0	0	0	0	0	0	0	0	0	0	0
Tahun 1 / Year 1	0	0	0	7	3	10	0	0	0	7	3	10
Tahun 2 / Year 2	0	0	0	1	8	9	0	0	0	1	8	9
Tahun 3 / Year 3	0	0	0	2	5	7	0	0	0	2	5	7
Tahun 4 / Year 4	0	0	0	4	2	6	0	0	0	4	2	6
Tahun 5 / Year 5	0	0	0	3	1	4	0	0	0	3	1	4
Tahun 6 / Year 6	0	0	0	7	5	12	0	0	0	7	5	12
KKBP / SCLD	0	0	0	4	1	5	16	4	20	20	5	25
Jumlah Kecil / Sub-total	0	0	0	28	25	53	16	4	20	44	29	73
MENENGAH RENDAH / LOWER SECONDARY												
Tingkatan 1 / Form 1	0	0	0	0	0	0	0	0	0	0	0	0
Tingkatan 2 / Form 2	0	0	0	0	0	0	0	0	0	0	0	0
Tingkatan 3 / Form 3	0	0	0	0	0	0	0	0	0	0	0	0
KKBP / SCLD	0	0	0	0	0	0	0	0	0	0	0	0
Jumlah Kecil / Sub-total	0	0	0	0	0	0	0	0	0	0	0	0
MENENGAH ATAS / UPPER SECONDARY												
Tingkatan 4 / Form 4	0	0	0	0	0	0	0	0	0	0	0	0
Tingkatan 5 / Form 5	0	0	0	0	0	0	0	0	0	0	0	0
Jumlah Kecil / Sub-total	0	0	0	0	0	0	0	0	0	0	0	0
TINGKATAN 6 / FORM 6												
Tingkatan 6 Rendah / Lower 6	0	0	0	0	0	0	0	0	0	0	0	0
Tingkatan 6 Atas / Upper 6	0	0	0	0	0	0	0	0	0	0	0	0
Jumlah Kecil / Sub-total	0	0	0	0	0	0	0	0	0	0	0	0
JUMLAH BESAR / GRAND TOTAL	0	0	0	28	25	53	16	4	20	44	29	73

1.16.8 ENROLMEN DI SEKOLAH PENDIDIKAN KHAS SEPERTI PADA 30 JUN 2018  
ENROLMENT IN SPECIAL EDUCATION SCHOOL AS OF 30th JUNE 2018

PERLIS

Tahun / Tingkatan Year / Form	Kurang Upaya Penglihatan Visually Impaired			Kurang Upaya Pendengaran Hearing Impaired			Masalah Pembelajaran Learning Disabilities			Jumlah Total		
	L / M	P / F	J / T	L / M	P / F	J / T	L / M	P / F	J / T	L / M	P / F	J / T
TAHUN / YEAR												
Prasekolah / Pre-school	0	0	0	0	0	0	0	0	0	0	0	0
Tahun 1 / Year 1	0	0	0	3		3	4	2	6	7	2	9
Tahun 2 / Year 2	0	0	0	3	5	8	2	4	6	5	9	14
Tahun 3 / Year 3	0	0	0	3	2	5	7	1	8	10	3	13
Tahun 4 / Year 4	0	0	0	1	1	2	5	1	6	6	2	8
Tahun 5 / Year 5	0	0	0			0	5	2	7	5	2	7
Tahun 6 / Year 6	0	0	0	0	0	0	6	3	9	6	3	9
KKBP / SCLD	0	0	0	0	0	0	0	0	0	0	0	0
Jumlah Kecil / Sub-total	0	0	0	10	8	18	29	13	42	39	21	60
MENENGAH RENDAH / LOWER SECONDARY												
Tingkatan 1 / Form 1	0	0	0	0	0	0	0	0	0	0	0	0
Tingkatan 2 / Form 2	0	0	0	0	0	0	0	0	0	0	0	0
Tingkatan 3 / Form 3	0	0	0	0	0	0	0	0	0	0	0	0
KKBP / SCLD	0	0	0	0	0	0	0	0	0	0	0	0
Jumlah Kecil / Sub-total	0	0	0	0	0	0	0	0	0	0	0	0
MENENGAH ATAS / UPPER SECONDARY												
Tingkatan 4 / Form 4	0	0	0	0	0	0	0	0	0	0	0	0
Tingkatan 5 / Form 5	0	0	0	0	0	0	0	0	0	0	0	0
Jumlah Kecil / Sub-total	0	0	0	0	0	0	0	0	0	0	0	0
TINGKATAN 6 / FORM 6												
Tingkatan 6 Rendah / Lower 6	0	0	0	0	0	0	0	0	0	0	0	0
Tingkatan 6 Atas / Upper 6	0	0	0	0	0	0	0	0	0	0	0	0
Jumlah Kecil / Sub-total	0	0	0	0	0	0	0	0	0	0	0	0
JUMLAH BESAR / GRAND TOTAL	0	0	0	10	8	18	29	13	42	39	21	60

1.16.9 ENROLMEN DI SEKOLAH PENDIDIKAN KHAS SEPERTI PADA 30 JUN 2018  
ENROLMENT IN SPECIAL EDUCATION SCHOOL AS OF 30th JUNE 2018

PULAU PINANG

Tahun / Tingkatan Year / Form	Kurang Upaya Penglihatan Visually Impaired			Kurang Upaya Pendengaran Hearing Impaired			Masalah Pembelajaran Learning Disabilities			Jumlah Total		
	L / M	P / F	J / T	L / M	P / F	J / T	L / M	P / F	J / T	L / M	P / F	J / T
TAHUN / YEAR												
Prasekolah / Pre-school	0	0	0	0	0	0	0	0	0	0	0	0
Tahun 1 / Year 1	1		1	2	2	4	6	2	8	9	4	13
Tahun 2 / Year 2	2	2	4	3	3	6	8	1	9	13	6	19
Tahun 3 / Year 3	3	2	5	2	4	6	5	2	7	10	8	18
Tahun 4 / Year 4	2		2	1	2	3	6	3	9	9	5	14
Tahun 5 / Year 5	3	1	4	5	2	7	4	2	6	12	5	17
Tahun 6 / Year 6	3	5	8	3	7	10	6	1	7	12	13	25
KKBP / SCLD	0	0	0	0	0	0	0	0	0	0	0	0
Jumlah Kecil / Sub-total	14	10	24	16	20	36	35	11	46	65	41	106
MENENGAH RENDAH / LOWER SECONDARY												
Tingkatan 1 / Form 1	0	0	0	14	6	20	0	0	0	14	6	20
Tingkatan 2 / Form 2	0	0	0	12	4	16	0	0	0	12	4	16
Tingkatan 3 / Form 3	0	0	0	13	16	29	0	0	0	13	16	29
KKBP / SCLD	0	0	0	0	0	0	0	0	0	0	0	0
Jumlah Kecil / Sub-total	0	0	0	39	26	65	0	0	0	39	26	65
MENENGAH ATAS / UPPER SECONDARY												
Tingkatan 4 / Form 4	0	0	0	16	15	31	0	0	0	16	15	31
Tingkatan 5 / Form 5	0	0	0	13	24	37	0	0	0	13	24	37
Jumlah Kecil / Sub-total	0	0	0	29	39	68	0	0	0	29	39	68
TINGKATAN 6 / FORM 6												
Tingkatan 6 Rendah / Lower 6	0	0	0	4	1	5	0	0	0	4	1	5
Tingkatan 6 Atas / Upper 6	0	0	0	1	2	3	0	0	0	1	2	3
Jumlah Kecil / Sub-total	0	0	0	5	3	8	0	0	0	5	3	8
JUMLAH BESAR / GRAND TOTAL	14	10	24	89	88	177	35	11	46	138	109	247

1.16.10 ENROLMEN DI SEKOLAH PENDIDIKAN KHAS SEPERTI PADA 30 JUN 2018  
ENROLMENT IN SPECIAL EDUCATION SCHOOL AS OF 30th JUNE 2018

## SABAH

Tahun / Tingkatan Year / Form	Kurang Upaya Penglihatan Visually Impaired			Kurang Upaya Pendengaran Hearing Impaired			Masalah Pembelajaran Learning Disabilities			Jumlah Total		
	L / M	P / F	J / T	L / M	P / F	J / T	L / M	P / F	J / T	L / M	P / F	J / T
TAHUN / YEAR												
Prasekolah / Pre-school	0	0	0	0	0	0	0	0	0	0	0	0
Tahun 1 / Year 1	6	2	8	3	3	6	0	0	0	9	5	14
Tahun 2 / Year 2	1	1	2	5	8	13	0	0	0	6	9	15
Tahun 3 / Year 3	2	1	3	10	10	20	0	0	0	12	11	23
Tahun 4 / Year 4	1	2	3	6	8	14	0	0	0	7	10	17
Tahun 5 / Year 5	2	1	3	6	7	13	0	0	0	8	8	16
Tahun 6 / Year 6	3		3	2	3	5	0	0	0	5	3	8
KKBP / SCLD	0	0	0			0	0	0	0	0	0	0
Jumlah Kecil / Sub-total	15	7	22	32	39	71	0	0	0	47	46	93
MENENGAH RENDAH / LOWER SECONDARY												
Tingkatan 1 / Form 1	0	0	0	0	0	0	0	0	0	0	0	0
Tingkatan 2 / Form 2	0	0	0	0	0	0	0	0	0	0	0	0
Tingkatan 3 / Form 3	0	0	0	0	0	0	0	0	0	0	0	0
KKBP / SCLD	0	0	0	0	0	0	0	0	0	0	0	0
Jumlah Kecil / Sub-total	0	0	0	0	0	0	0	0	0	0	0	0
MENENGAH ATAS / UPPER SECONDARY												
Tingkatan 4 / Form 4	0	0	0	0	0	0	0	0	0	0	0	0
Tingkatan 5 / Form 5	0	0	0	0	0	0	0	0	0	0	0	0
Jumlah Kecil / Sub-total	0	0	0	0	0	0	0	0	0	0	0	0
TINGKATAN 6 / FORM 6												
Tingkatan 6 Rendah / Lower 6	0	0	0	0	0	0	0	0	0	0	0	0
Tingkatan 6 Atas / Upper 6	0	0	0	0	0	0	0	0	0	0	0	0
Jumlah Kecil / Sub-total	0	0	0	0	0	0	0	0	0	0	0	0
JUMLAH BESAR / GRAND TOTAL	15	7	22	32	39	71	0	0	0	47	46	93

1.16.11 ENROLMEN DI SEKOLAH PENDIDIKAN KHAS SEPERTI PADA 30 JUN 2018  
ENROLMENT IN SPECIAL EDUCATION SCHOOL AS OF 30th JUNE 2018

## SARAWAK

Tahun / Tingkatan Year / Form	Kurang Upaya Penglihatan Visually Impaired			Kurang Upaya Pendengaran Hearing Impaired			Masalah Pembelajaran Learning Disabilities			Jumlah Total		
	L / M	P / F	J / T	L / M	P / F	J / T	L / M	P / F	J / T	L / M	P / F	J / T
TAHUN / YEAR												
Prasekolah / Pre-school	0	0	0	0	0	0	0	0	0	0	0	0
Tahun 1 / Year 1	5	1	6	4	7	11	4	3	7	13	11	24
Tahun 2 / Year 2	2	1	3	6	2	8	1	0	1	9	3	12
Tahun 3 / Year 3	3	2	5	7	9	16	2	1	3	12	12	24
Tahun 4 / Year 4	3	3	6	4	3	7	3	1	4	10	7	17
Tahun 5 / Year 5	1	1	2	7	3	10	2	1	3	10	5	15
Tahun 6 / Year 6	3	5	8	8	5	13	1	1	2	12	11	23
KKBP / SCLD	2	1	3	0	0	0	0	0	0	2	1	3
Jumlah Kecil / Sub-total	19	14	33	36	29	65	13	7	20	68	50	118
MENENGAH RENDAH / LOWER SECONDARY												
Tingkatan 1 / Form 1	0	0	0	0	0	0	0	0	0	0	0	0
Tingkatan 2 / Form 2	0	0	0	0	0	0	0	0	0	0	0	0
Tingkatan 3 / Form 3	0	0	0	0	0	0	0	0	0	0	0	0
KKBP / SCLD	0	0	0	0	0	0	0	0	0	0	0	0
Jumlah Kecil / Sub-total	0	0	0	0	0	0	0	0	0	0	0	0
MENENGAH ATAS / UPPER SECONDARY												
Tingkatan 4 / Form 4	0	0	0	0	0	0	0	0	0	0	0	0
Tingkatan 5 / Form 5	0	0	0	0	0	0	0	0	0	0	0	0
Jumlah Kecil / Sub-total	0	0	0	0	0	0	0	0	0	0	0	0
TINGKATAN 6 / FORM 6												
Tingkatan 6 Rendah / Lower 6	0	0	0	0	0	0	0	0	0	0	0	0
Tingkatan 6 Atas / Upper 6	0	0	0	0	0	0	0	0	0	0	0	0
Jumlah Kecil / Sub-total	0	0	0	0	0	0	0	0	0	0	0	0
JUMLAH BESAR / GRAND TOTAL	19	14	33	36	29	65	13	7	20	68	50	118

1.16.12 ENROLMEN DI SEKOLAH PENDIDIKAN KHAS SEPERTI PADA 30 JUN 2018  
ENROLMENT IN SPECIAL EDUCATION SCHOOL AS OF 30th JUNE 2018

SELANGOR

Tahun / Tingkatan Year / Form	Kurang Upaya Penglihatan Visually Impaired			Kurang Upaya Pendengaran Hearing Impaired			Masalah Pembelajaran Learning Disabilities			Jumlah Total		
	L / M	P / F	J / T	L / M	P / F	J / T	L / M	P / F	J / T	L / M	P / F	J / T
TAHUN / YEAR												
Prasekolah / Pre-school	0	0	0	0	0	0	0	0	0	0	0	0
Tahun 1 / Year 1	0	0	0	8	7	15	0	0	0	8	7	15
Tahun 2 / Year 2	0	0	0	3	8	11	0	0	0	3	8	11
Tahun 3 / Year 3	0	0	0	3	7	10	0	0	0	3	7	10
Tahun 4 / Year 4	0	0	0	4	3	7	0	0	0	4	3	7
Tahun 5 / Year 5	0	0	0	5	6	11	0	0	0	5	6	11
Tahun 6 / Year 6	0	0	0	7	8	15	0	0	0	7	8	15
KKBP / SCLD	0	0	0	3	1	4	0	0	0	3	1	4
Jumlah Kecil / Sub-total	0	0	0	33	40	73	0	0	0	33	40	73
MENENGAH RENDAH / LOWER SECONDARY												
Tingkatan 1 / Form 1	0	0	0	0	0	0	0	0	0	0	0	0
Tingkatan 2 / Form 2	0	0	0	0	0	0	0	0	0	0	0	0
Tingkatan 3 / Form 3	0	0	0	0	0	0	0	0	0	0	0	0
KKBP / SCLD	0	0	0	0	0	0	0	0	0	0	0	0
Jumlah Kecil / Sub-total	0	0	0	0	0	0	0	0	0	0	0	0
MENENGAH ATAS / UPPER SECONDARY												
Tingkatan 4 / Form 4	0	0	0	18	29	47	40	36	76	58	65	123
Tingkatan 5 / Form 5	0	0	0	22	28	50	29	22	51	51	50	101
Jumlah Kecil / Sub-total	0	0	0	40	57	97	69	58	127	109	115	224
TINGKATAN 6 / FORM 6												
Tingkatan 6 Rendah / Lower 6	0	0	0	0	0	0	0	0	0	0	0	0
Tingkatan 6 Atas / Upper 6	0	0	0	0	0	0	0	0	0	0	0	0
Jumlah Kecil / Sub-total	0	0	0	0	0	0	0	0	0	0	0	0
JUMLAH BESAR / GRAND TOTAL	0	0	0	73	97	170	69	58	127	142	155	297

1.16.13 ENROLMEN DI SEKOLAH PENDIDIKAN KHAS SEPERTI PADA 30 JUN 2018  
ENROLMENT IN SPECIAL EDUCATION SCHOOL AS OF 30th JUNE 2018

TERENGGANU

Tahun / Tingkatan Year / Form	Kurang Upaya Penglihatan Visually Impaired			Kurang Upaya Pendengaran Hearing Impaired			Masalah Pembelajaran Learning Disabilities			Jumlah Total		
	L / M	P / F	J / T	L / M	P / F	J / T	L / M	P / F	J / T	L / M	P / F	J / T
TAHUN / YEAR												
Prasekolah / Pre-school	0	0	0	0	0	0	0	0	0	0	0	0
Tahun 1 / Year 1	1		1	4	5	9	0	0	0	5	5	10
Tahun 2 / Year 2	0	1	1	2	3	5	0	0	0	2	4	6
Tahun 3 / Year 3	1		1	3	6	9	0	0	0	4	6	10
Tahun 4 / Year 4	2	1	3	3	5	8	0	0	0	5	6	11
Tahun 5 / Year 5	3		3	1	7	8	0	0	0	4	7	11
Tahun 6 / Year 6	2	3	5	2	4	6	0	0	0	4	7	11
KKBP / SCLD	2	2	4	1	3	4	15	6	21	18	11	29
Jumlah Kecil / Sub-total	11	7	18	16	33	49	15	6	21	42	46	88
MENENGAH RENDAH / LOWER SECONDARY												
Tingkatan 1 / Form 1	0	0	0	0	0	0	0	0	0	0	0	0
Tingkatan 2 / Form 2	0	0	0	0	0	0	0	0	0	0	0	0
Tingkatan 3 / Form 3	0	0	0	0	0	0	0	0	0	0	0	0
KKBP / SCLD	0	0	0	0	0	0	0	0	0	0	0	0
Jumlah Kecil / Sub-total	0	0	0	0	0	0	0	0	0	0	0	0
MENENGAH ATAS / UPPER SECONDARY												
Tingkatan 4 / Form 4	0	0	0	0	0	0	0	0	0	0	0	0
Tingkatan 5 / Form 5	0	0	0	0	0	0	0	0	0	0	0	0
Jumlah Kecil / Sub-total	0	0	0	0	0	0	0	0	0	0	0	0
TINGKATAN 6 / FORM 6												
Tingkatan 6 Rendah / Lower 6	0	0	0	0	0	0	0	0	0	0	0	0
Tingkatan 6 Atas / Upper 6	0	0	0	0	0	0	0	0	0	0	0	0
Jumlah Kecil / Sub-total	0	0	0	0	0	0	0	0	0	0	0	0
JUMLAH BESAR / GRAND TOTAL	11	7	18	16	33	49	15	6	21	42	46	88

1.16.14 ENROLMEN DI SEKOLAH PENDIDIKAN KHAS SEPERTI PADA 30 JUN 2018  
ENROLMENT IN SPECIAL EDUCATION SCHOOL AS OF 30th JUNE 2018

WP KUALA LUMPUR

Tahun / Tingkatan Year / Form	Kurang Upaya Penglihatan <i>Visually Impaired</i>			Kurang Upaya Pendengaran <i>Hearing Impaired</i>			Masalah Pembelajaran <i>Learning Disabilities</i>			Jumlah Total		
	L/M	P/F	J/T	L/M	P/F	J/T	L/M	P/F	J/T	L/M	P/F	J/T
<b>TAHUN / YEAR</b>												
Prasekolah / <i>Pre-school</i>	0	0	0	0	0	0	0	0	0	0	0	0
Tahun 1 / <i>Year 1</i>	3	3	6	7	7	14	0	0	0	10	10	20
Tahun 2 / <i>Year 2</i>	3	1	4	2	5	7	0	0	0	5	6	11
Tahun 3 / <i>Year 3</i>	1	2	3	3	4	7	0	0	0	4	6	10
Tahun 4 / <i>Year 4</i>	1	1	2	4	5	9	0	0	0	5	6	11
Tahun 5 / <i>Year 5</i>	6	2	8	5	2	7	0	0	0	11	4	15
Tahun 6 / <i>Year 6</i>	3	5	8	6	7	13	0	0	0	9	12	21
KKBP / <i>SCLD</i>	0	-	0	4	9	13	0	0	0	4	9	13
Jumlah Kecil / <i>Sub-total</i>	17	14	31	31	39	70	0	0	0	48	53	101
<b>MENENGAH RENDAH / LOWER SECONDARY</b>												
Tingkatan 1 / <i>Form 1</i>	14	14	28	0	0	0	0	0	0	14	14	28
Tingkatan 2 / <i>Form 2</i>	15	10	25	0	0	0	0	0	0	15	10	25
Tingkatan 3 / <i>Form 3</i>	23	12	35	0	0	0	0	0	0	23	12	35
KKBP / <i>SCLD</i>	0	0	0	0	0	0	0	0	0	0	0	0
Jumlah Kecil / <i>Sub-total</i>	52	36	88	0	0	0	0	0	0	52	36	88
<b>MENENGAH ATAS / UPPER SECONDARY</b>												
Tingkatan 4 / <i>Form 4</i>	16	13	29	0	0	0	0	0	0	16	13	29
Tingkatan 5 / <i>Form 5</i>	13	7	20	0	0	0	0	0	0	13	7	20
Jumlah Kecil / <i>Sub-total</i>	29	20	49	0	0	0	0	0	0	29	20	49
<b>TINGKATAN 6 / FORM 6</b>												
Tingkatan 6 Rendah / <i>Lower 6</i>	0	0	0	0	0	0	0	0	0	0	0	0
Tingkatan 6 Atas / <i>Upper 6</i>	0	0	0	0	0	0	0	0	0	0	0	0
Jumlah Kecil / <i>Sub-total</i>	0	0	0	0	0	0	0	0	0	0	0	0
<b>JUMLAH BESAR / GRAND TOTAL</b>	98	70	168	31	39	70	0	0	0	129	109	238

1.17 ENROLMEN SEKOLAH SENI SEPerti PADA 30 JUN 2018  
ENROLMENT IN ARTS SCHOOLS AS OF 30th JUNE 2018

## MALAYSIA

Tahun / Tingkatan Year / Form	L / M	P / F	J / T
MENENGAH RENDAH / LOWER SECONDARY :			
Tingkatan 1 / Form 1	103	118	221
Tingkatan 2 / Form 2	93	129	222
Tingkatan 3 / Form 3	84	97	181
<b>Jumlah Menengah Rendah / Lower Secondary Sub-total</b>	<b>280</b>	<b>344</b>	<b>624</b>
MENENGAH ATAS / UPPER SECONDARY :			
TINGKATAN 4 / FORM 4			
Kemanusiaan / Humanities	60	84	144
Sains / Science	0	0	0
Teknologi / Technology	0	0	0
<b>Jumlah Kecil / Sub-total</b>	<b>60</b>	<b>84</b>	<b>144</b>
TINGKATAN 5 / FORM 5			
Kemanusiaan / Humanities	65	78	143
Sains / Science	0	0	0
Teknologi / Technology	0	0	0
<b>Jumlah Kecil / Sub-total</b>	<b>65</b>	<b>78</b>	<b>143</b>
<b>Jumlah Menengah Atas / Upper Secondary Sub-total</b>	<b>125</b>	<b>162</b>	<b>287</b>
<b>JUMLAH BESAR / GRAND TOTAL</b>	<b>405</b>	<b>506</b>	<b>911</b>

1.17.1 ENROLMEN SEKOLAH SENI SEPerti PADA 30 JUN 2018  
ENROLMENT IN ARTS SCHOOLS AS OF 30th JUNE 2018

## JOHOR

Tahun / Tingkatan Year / Form	L / M	P / F	J / T
MENENGAH RENDAH / LOWER SECONDARY :			
Tingkatan 1 / Form 1	43	42	85
Tingkatan 2 / Form 2	31	43	74
Tingkatan 3 / Form 3	32	40	72
<b>Jumlah Menengah Rendah / Lower Secondary Sub-total</b>	<b>106</b>	<b>125</b>	<b>231</b>
MENENGAH ATAS / UPPER SECONDARY :			
TINGKATAN 4 / FORM 4			
Kemanusiaan / Humanities	25	29	54
Sains / Science	0	0	0
Teknologi / Technology	0	0	0
<b>Jumlah Kecil / Sub-total</b>	<b>25</b>	<b>29</b>	<b>54</b>
TINGKATAN 5 / FORM 5			
Kemanusiaan / Humanities	24	29	53
Sains / Science	0	0	0
Teknologi / Technology	0	0	0
<b>Jumlah Kecil / Sub-total</b>	<b>24</b>	<b>29</b>	<b>53</b>
<b>Jumlah Menengah Atas / Upper Secondary Sub-total</b>	<b>49</b>	<b>58</b>	<b>107</b>
<b>JUMLAH BESAR / GRAND TOTAL</b>	<b>155</b>	<b>183</b>	<b>338</b>

1.17.2 ENROLMEN SEKOLAH SENI SEPERTI PADA 30 JUN 2018  
ENROLMENT IN ARTS SCHOOLS AS OF 30th JUNE 2018

## SARAWAK

Tahun / Tingkatan Year / Form	L / M	P / F	J / T
MENENGAH RENDAH / LOWER SECONDARY :			
Tingkatan 1 / Form 1	37	42	79
Tingkatan 2 / Form 2	31	53	84
Tingkatan 3 / Form 3	33	35	68
<b>Jumlah Menengah Rendah / Lower Secondary Sub-total</b>	<b>101</b>	<b>130</b>	<b>231</b>
MENENGAH ATAS / UPPER SECONDARY :			
TINGKATAN 4 / FORM 4			
Kemanusiaan / Humanities	21	37	58
Sains / Science	0	0	0
Teknologi / Technology	0	0	0
<b>Jumlah Kecil / Sub-total</b>	<b>21</b>	<b>37</b>	<b>58</b>
TINGKATAN 5 / FORM 5			
Kemanusiaan / Humanities	26	30	56
Sains / Science	0	0	0
Teknologi / Technology	0	0	0
<b>Jumlah Kecil / Sub-total</b>	<b>26</b>	<b>30</b>	<b>56</b>
<b>Jumlah Menengah Atas / Upper Secondary Sub-total</b>	<b>47</b>	<b>67</b>	<b>114</b>
<b>JUMLAH BESAR / GRAND TOTAL</b>	<b>148</b>	<b>197</b>	<b>345</b>

1.17.3 ENROLMEN DI SEKOLAH PENDIDIKAN KHAS SEPERTI PADA 30 JUN 2018  
ENROLMENT IN SPECIAL EDUCATION SCHOOL AS OF 30th JUNE 2018

## WP KUALA LUMPUR

Tahun / Tingkatan Year / Form	L / M	P / F	J / T
MENENGAH RENDAH / LOWER SECONDARY :			
Tingkatan 1 / Form 1	23	34	57
Tingkatan 2 / Form 2	31	33	64
Tingkatan 3 / Form 3	19	22	41
<b>Jumlah Menengah Rendah / Lower Secondary Sub-total</b>	<b>73</b>	<b>89</b>	<b>162</b>
MENENGAH ATAS / UPPER SECONDARY :			
TINGKATAN 4 / FORM 4			
Kemanusiaan / Humanities	14	18	32
Sains / Science	0	0	0
Teknologi / Technology	0	0	0
<b>Jumlah Kecil / Sub-total</b>	<b>14</b>	<b>18</b>	<b>32</b>
TINGKATAN 5 / FORM 5			
Kemanusiaan / Humanities	15	19	34
Sains / Science	0	0	0
Teknologi / Technology	0	0	0
<b>Jumlah Kecil / Sub-total</b>	<b>15</b>	<b>19</b>	<b>34</b>
<b>Jumlah Menengah Atas / Upper Secondary Sub-total</b>	<b>29</b>	<b>37</b>	<b>66</b>
<b>JUMLAH BESAR / GRAND TOTAL</b>	<b>102</b>	<b>126</b>	<b>228</b>

1.18 KEMASUKAN DI KOLEJ MATRIKULASI (2018/2019)  
INTAKES IN MATRICULATION COLLEGES (2018/2019)

Institusi / Institutions	Sains / Science			Perakaunan / Accounting			Teknikal / Technical			Jumlah / Total		
	L / M	P / F	J / T	L / M	P / F	J / T	L / M	P / F	J / T	L / M	P / F	J / T
Kolej Matrikulasi Melaka / Matriculation College of Malacca	512	1,076	1,588	79	223	302	0	0	0	591	1,299	1,890
Kolej Matrikulasi Negeri Sembilan / Matriculation College of Negeri Sembilan	471	903	1,374	80	261	341	0	0	0	551	1,164	1,715
Kolej Matrikulasi Pulau Pinang / Matriculation College of Penang	553	1,232	1,785	59	168	227	0	0	0	612	1,400	2,012
Kolej Matrikulasi Perlis / Matriculation College of Perlis	68	183	251	176	481	657	0	0	0	244	664	908
Kolej Matrikulasi Labuan / Matriculation College of Labuan	678	1,333	2,011	68	179	247	0	0	0	746	1,512	2,258
Kolej Matrikulasi Johor / Matriculation College of Johor	551	1,194	1,745	83	290	373	0	0	0	634	1,484	2,118
Kolej Matrikulasi Perak / Matriculation College of Perak	572	1,028	1,600	86	232	318	0	0	0	658	1,260	1,918
Kolej Matrikulasi Kedah / Matriculation College of Kedah	547	1,199	1,746	61	165	226	0	0	0	608	1,364	1,972
Kolej Matrikulasi Pahang / Matriculation College of Pahang	526	1,248	1,774	65	187	252	0	0	0	591	1,435	2,026
Kolej Matrikulasi Kejuruteraan Kedah / Engineering Matriculation College of Kedah	0	0	0	0	0	0	218	124	342	218	124	342
Kolej Matrikulasi Kejuruteraan Pahang / Engineering Matriculation College of Pahang	0	0	0	0	0	0	165	111	276	165	111	276
Kolej Matrikulasi Kejuruteraan Johor / Engineering Matriculation College of Johor	0	0	0	0	0	0	194	125	319	194	125	319
Kolej Matrikulasi Selangor / Matriculation College of Selangor	544	1,212	1,756	91	251	342	0	0	0	635	1,463	2,098
Kolej Matrikulasi Kelantan / Matriculation College of Kelantan	378	966	1,344	41	218	259	0	0	0	419	1,184	1,603
Kolej Matrikulasi Sarawak / Matriculation College of Sarawak	49	77	126	0	0	0	0	0	0	49	77	126
<b>JUMLAH / TOTAL</b>	<b>5,449</b>	<b>11,651</b>	<b>17,100</b>	<b>889</b>	<b>2,655</b>	<b>3,544</b>	<b>577</b>	<b>360</b>	<b>937</b>	<b>6,915</b>	<b>14,666</b>	<b>21,581</b>

Sumber/Source : Bahagian Matrikulasi, Kementerian Pendidikan Malaysia / Matriculation Division, Ministry of Education

1.18.1 ENROLMEN DI KOLEJ MATRIKULASI (2018/2019)  
ENROLMENT IN MATRICULATION COLLEGES (2018/2019)

Institusi / Institutions	Sains / Science			Perakaunan / Accounting			Teknikal / Technical			Jumlah / Total		
	L / M	P / F	J / T	L / M	P / F	J / T	L / M	P / F	J / T	L / M	P / F	J / T
Kolej Matrikulasi Melaka / Matriculation College of Malacca	561	1,182	1,743	79	223	302	0	0	0	640	1,405	2,045
Kolej Matrikulasi Negeri Sembilan / Matriculation College of Negeri Sembilan	506	1,042	1,548	80	261	341	0	0	0	586	1,303	1,889
Kolej Matrikulasi Pulau Pinang / Matriculation College of Penang	614	1,448	2,062	59	168	227	0	0	0	673	1,616	2,289
Kolej Matrikulasi Perlis / Matriculation College of Perlis	68	183	251	176	481	657	0	0	0	244	664	908
Kolej Matrikulasi Labuan / Matriculation College of Labuan	767	1,559	2,326	68	179	247	0	0	0	835	1,738	2,573
Kolej Matrikulasi Johor / Matriculation College of Johor	603	1,358	1,961	83	290	373	0	0	0	686	1,648	2,334
Kolej Matrikulasi Perak / Matriculation College of Perak	621	1,204	1,825	86	232	318	0	0	0	707	1,436	2,143
Kolej Matrikulasi Kedah / Matriculation College of Kedah	603	1,382	1,985	61	165	226	0	0	0	664	1,547	2,211
Kolej Matrikulasi Pahang / Matriculation College of Pahang	582	1,426	2,008	65	187	252	0	0	0	647	1,613	2,260
Kolej Matrikulasi Kejuruteraan Kedah / Engineering Matriculation College of Kedah	0	0	0	0	0	0	218	124	342	218	124	342
Kolej Matrikulasi Kejuruteraan Pahang / Engineering Matriculation College of Pahang	0	0	0	0	0	0	165	111	276	165	111	276
Kolej Matrikulasi Kejuruteraan Johor / Engineering Matriculation College of Johor	0	0	0	0	0	0	194	125	319	194	125	319
Kolej Matrikulasi Selangor / Matriculation College of Selangor	604	1,351	1,955	91	251	342	0	0	0	695	1,602	2,297
Kolej Matrikulasi Kelantan / Matriculation College of Kelantan	436	1,159	1,595	41	218	259	0	0	0	477	1,377	1,854
Kolej Matrikulasi Sarawak / Matriculation College of Sarawak	49	77	126	0	0	0	0	0	0	49	77	126
<b>JUMLAH / TOTAL</b>	<b>6,014</b>	<b>13,371</b>	<b>19,385</b>	<b>889</b>	<b>2,655</b>	<b>3,544</b>	<b>577</b>	<b>360</b>	<b>937</b>	<b>7,480</b>	<b>16,386</b>	<b>23,866</b>

Sumber / Source : Bahagian Matrikulasi, Kementerian Pendidikan Malaysia / Matriculation Division, Ministry of Education  
Data sehingga 31 Julai 2018 / Data as of 31st July 2018

1.18.2 LULUSAN DI KOLEJ MATRIKULASI (2017/2018)  
GRADUATES IN MATRICULATION COLLEGES (2017/2018)

Institusi / Institutions	Sains / Science			Perakaunan / Accounting			Teknikal / Technical			Jumlah / Total		
	L / M	P / F	J / T	L / M	P / F	J / T	L / M	P / F	J / T	L / M	P / F	J / T
Kolej Matrikulasi Melaka / Matriculation College of Malacca	406	913	1,319	100	257	357	0	0	0	506	1,170	1,676
Kolej Matrikulasi Negeri Sembilan / Matriculation College of Negeri Sembilan	390	990	1,380	92	232	324	0	0	0	482	1,222	1,704
Kolej Matrikulasi Pulau Pinang / Matriculation College of Penang	527	1,119	1,646	111	267	378	0	0	0	638	1,386	2,024
Kolej Matrikulasi Perlis / Matriculation College of Perlis	48	117	165	239	596	835	0	0	0	287	713	1,000
Kolej Matrikulasi Labuan / Matriculation College of Labuan	566	1,086	1,652	73	228	301	0	0	0	639	1,314	1,953
Kolej Matrikulasi Johor / Matriculation College of Johor	515	1,234	1,749	99	274	373	0	0	0	614	1,508	2,122
Kolej Matrikulasi Perak / Matriculation College of Perak	462	1,085	1,547	102	236	338	0	0	0	564	1,321	1,885
Kolej Matrikulasi Kedah / Matriculation College of Kedah	491	956	1,447	75	252	327	0	0	0	566	1,208	1,774
Kolej Matrikulasi Pahang / Matriculation College of Pahang	436	1,036	1,472	87	284	371	0	0	0	523	1,320	1,843
Kolej Matrikulasi Kejuruteraan Kedah / Engineering Matriculation College of Kedah	0	0	0	0	0	0	268	166	434	268	166	434
Kolej Matrikulasi Kejuruteraan Pahang / Engineering Matriculation College of Pahang	0	0	0	0	0	0	205	130	335	205	130	335
Kolej Matrikulasi Kejuruteraan Johor / Engineering Matriculation College of Johor	0	0	0	0	0	0	223	142	365	223	142	365
Kolej Matrikulasi Selangor / Matriculation College of Selangor	461	933	1,394	120	300	420	0	0	0	581	1,233	1,814
Kolej Matrikulasi Kelantan / Matriculation College of Kelantan	326	826	1,152	64	190	254	0	0	0	390	1,016	1,406
Kolej Matrikulasi Sarawak / Matriculation College of Sarawak	38	77	115	0	0	0	0	0	0	38	77	115
<b>JUMLAH / TOTAL</b>	<b>4,666</b>	<b>10,372</b>	<b>15,038</b>	<b>1,162</b>	<b>3,116</b>	<b>4,278</b>	<b>696</b>	<b>438</b>	<b>1,134</b>	<b>6,524</b>	<b>13,926</b>	<b>20,450</b>

Sumber / Source : Bahagian Matrikulasi, Kementerian Pendidikan Malaysia / Matriculation Division, Ministry of Education

1.18.3 BILANGAN PENSYARAH DI KOLEJ MATRIKULASI (2018/2019)  
NUMBER OF LECTURERS IN MATRICULATION COLLEGES (2018/2019)

Institusi / Institutions	L / M	P / F	J / T
Kolej Matrikulasi Melaka / Matriculation College of Malacca	61	147	208
Kolej Matrikulasi Negeri Sembilan / Matriculation College of Negeri Sembilan	52	155	207
Kolej Matrikulasi Pulau Pinang / Matriculation College of Penang	68	166	234
Kolej Matrikulasi Perlis / Matriculation College of Perlis	48	90	138
Kolej Matrikulasi Labuan / Matriculation College of Labuan	77	94	171
Kolej Matrikulasi Johor / Matriculation College of Johor	54	143	197
Kolej Matrikulasi Perak / Matriculation College of Perak	70	149	219
Kolej Matrikulasi Kedah / Matriculation College of Kedah	74	150	224
Kolej Matrikulasi Pahang / Matriculation College of Pahang	43	160	203
Kolej Matrikulasi Kejuruteraan Kedah / Engineering Matriculation College of Kedah	30	24	54
Kolej Matrikulasi Kejuruteraan Pahang / Engineering Matriculation College of Pahang	24	26	50
Kolej Matrikulasi Kejuruteraan Johor / Engineering Matriculation College of Johor	13	32	45
Kolej Matrikulasi Selangor / Matriculation College of Selangor	55	177	232
Kolej Matrikulasi Kelantan / Matriculation College of Kelantan	56	124	180
Kolej Matrikulasi Sarawak / Matriculation College of Sarawak	8	8	16
<b>JUMLAH / TOTAL</b>	<b>733</b>	<b>1,645</b>	<b>2,378</b>

Sumber / Source : Bahagian Matrikulasi, Kementerian Pendidikan Malaysia / Matriculation Division, Ministry of Education  
Data seperti 31 Julai 2018 / Data as of 31st July 2018





2.1 BILANGAN SEKOLAH RENDAH DAN MENENGAH MENGIKUT JENIS SEKOLAH, LOKASI DAN KATEGORI SEPERTI PADA 30 JUN 2018  
NUMBER OF PRIMARY AND SECONDARY SCHOOLS BY TYPE, LOCATION AND CATEGORY AS OF 30th JUNE 2018

## MALAYSIA

Jenis Sekolah / Type of Schools	Bilangan Sekolah / Number of Schools*				Jumlah / Total
	Bandar / Urban		Luar Bandar / Rural		
	Kerajaan / Government	Bantuan Kerajaan / Government-Aided	Kerajaan / Government	Bantuan Kerajaan / Government-Aided	
Prasekolah / Pre-school	2,502	153	6,443	390	9,488
Jumlah / Total	2,502	153	6,443	390	9,488
SEKOLAH RENDAH / PRIMARY SCHOOLS					
Kebangsaan / National	1,193	133	4,399	149	5,874
Jenis Kebangsaan (C) / National Type (C)	152	351	263	532	1,298
Jenis Kebangsaan (T) / National Type (T)	71	67	89	298	525
SABK / GARS	0	15	0	26	41
Pendidikan Khas / Special Education	20	0	8	0	28
Model Khas Komprehensif 9 / Special Model Comprehensive 9	0	0	8	0	8
Jumlah Kecil / Sub-total	1,436	566	4,767	1,005	7,774
SEKOLAH MENENGAH / SECONDARY SCHOOLS					
Biasa / Regular	798	142	1,013	36	1,989
Asrama Penuh / Fully Residential	34	0	35	0	69
Agama / Religious	27	0	32	0	59
Teknik / Technical	8	0	1	0	9
Kolej Vokasional / Vocational College	49	0	38	0	87
Kolej Tingkatan 6 / Form 6 College	9	0	5	0	14
SABK / GARS	0	54	0	126	180
Model Khas / Special Model	3	0	8	0	11
Pendidikan Khas / Special Education	5	0	1	0	6
Sukan / Sports	4	0	1	0	5
Seni / Arts	3	0	0	0	3
SBJK / BJKS	1	0	0	0	1
JUMLAH KECIL / SUB-TOTAL	941	196	1,134	162	2,433
JUMLAH BESAR / GRAND TOTAL **	2,377	762	5,901	1,167	10,207

## Nota / Notes :

\* Tidak termasuk sekolah tidak beroperasi / Excluding non-operational schools

\*\* Jumlah Besar ialah untuk sekolah rendah dan menengah sahaja. Prasekolah berada di sekolah rendah atau sekolah menengah / Grand total includes primary and secondary schools only. Pre-schools are located in either primary or secondary schools.

2.1.1 BILANGAN SEKOLAH RENDAH DAN MENENGAH MENGIKUT JENIS SEKOLAH, LOKASI DAN KATEGORI SEPERTI PADA 30 JUN 2018  
NUMBER OF PRIMARY AND SECONDARY SCHOOLS BY TYPE, LOCATION AND CATEGORY AS OF 30th JUNE 2018

## JOHOR

Jenis Sekolah / Type of Schools	Bilangan Sekolah / Number of Schools*				Jumlah / Total
	Bandar / Urban		Luar Bandar / Rural		
	Kerajaan / Government	Bantuan Kerajaan / Government-Aided	Kerajaan / Government	Bantuan Kerajaan / Government-Aided	
Prasekolah / Pre-school	344	9	611	8	972
Jumlah / Total	344	9	611	8	972
SEKOLAH RENDAH / PRIMARY SCHOOLS					
Kebangsaan / National	175	10	422	2	609
Jenis Kebangsaan (C) / National Type (C)	33	41	56	86	216
Jenis Kebangsaan (T) / National Type (T)	8	11	10	41	70
SABK / GARS	0	7	0	1	8
Pendidikan Khas / Special Education	4	0	0	0	4
Model Khas Komprehensif 9 / Special Model Comprehensive 9	0	0	0	0	0
Jumlah Kecil / Sub-total	220	69	488	130	907
SEKOLAH MENENGAH / SECONDARY SCHOOLS					
Biasa / Regular	122	9	100	1	232
Asrama Penuh / Fully Residential	4	0	3	0	7
Agama / Religious	4	0	1	0	5
Teknik / Technical	1	0	0	0	1
Kolej Vokasional / Vocational College	9	0	2	0	11
Kolej Tingkatan 6 / Form 6 College	0	0	1	0	1
SABK / GARS	0	8	0	12	20
Model Khas / Special Model	0	0	0	0	0
Pendidikan Khas / Special Education	1	0	0	0	1
Sukan / Sports	1	0	0	0	1
Seni / Arts	1	0	0	0	1
SBJK / BJKS	0	0	0	0	0
JUMLAH KECIL / SUB-TOTAL	143	17	107	13	280
JUMLAH BESAR / GRAND TOTAL **	363	86	595	143	1,187

## Nota / Notes :

\* Tidak termasuk sekolah tidak beroperasi / Excluding non-operational schools

\*\* Jumlah Besar ialah untuk sekolah rendah dan menengah sahaja. Prasekolah berada di sekolah rendah atau sekolah menengah / Grand total includes primary and secondary schools only. Pre-schools are located in either primary or secondary schools.

2.1.2 BILANGAN SEKOLAH RENDAH DAN MENENGAH MENGIKUT JENIS SEKOLAH, LOKASI DAN KATEGORI SEPERTI PADA 30 JUN 2018  
NUMBER OF PRIMARY AND SECONDARY SCHOOLS BY TYPE, LOCATION AND CATEGORY AS OF 30th JUNE 2018

## KEDAH

Jenis Sekolah / Type of Schools	Bilangan Sekolah / Number of Schools*				Jumlah / Total
	Bandar / Urban		Luar Bandar / Rural		
	Kerajaan / Government	Bantuan Kerajaan / Government-Aided	Kerajaan / Government	Bantuan Kerajaan / Government-Aided	
Prasekolah / Pre-school	147	4	432	12	595
<b>Jumlah / Total</b>	<b>147</b>	<b>4</b>	<b>432</b>	<b>12</b>	<b>595</b>
SEKOLAH RENDAH / PRIMARY SCHOOLS					
Kebangsaan / National	85	3	305	0	393
Jenis Kebangsaan (C) / National Type (C)	8	20	13	48	89
Jenis Kebangsaan (T) / National Type (T)	8	4	4	43	59
SABK / GARS	0	1	0	3	4
Pendidikan Khas / Special Education	1	0	1	0	2
Model Khas Komprehensif 9 / Special Model Comprehensive 9	0	0	0	0	0
<b>Jumlah Kecil / Sub-total</b>	<b>102</b>	<b>28</b>	<b>323</b>	<b>94</b>	<b>547</b>
SEKOLAH MENENGAH / SECONDARY SCHOOLS					
Biasa / Regular	68	5	82	0	155
Asrama Penuh / Fully Residential	2	0	3	0	5
Agama / Religious	2	0	2	0	4
Teknik / Technical	1	0	0	0	1
Kolej Vokasional / Vocational College	5	0	0	0	5
Kolej Tingkatan 6 / Form 6 College	0	0	1	0	0
SABK / GARS	0	3	0	24	27
Model Khas / Special Model	1	0	1	0	2
Pendidikan Khas / Special Education	1	0	0	0	1
Sukan / Sports	0	0	0	0	0
Seni / Arts	0	0	0	0	0
SBJK / BJKS	0	0	0	0	0
<b>JUMLAH KECIL / SUB-TOTAL</b>	<b>80</b>	<b>8</b>	<b>89</b>	<b>24</b>	<b>201</b>
<b>JUMLAH BESAR / GRAND TOTAL **</b>	<b>182</b>	<b>36</b>	<b>412</b>	<b>118</b>	<b>748</b>

## Nota / Notes :

\* Tidak termasuk sekolah tidak beroperasi / Excluding non-operational schools

\*\* Jumlah Besar ialah untuk sekolah rendah dan menengah sahaja. Prasekolah berada di sekolah rendah atau sekolah menengah / Grand total includes primary and secondary schools only. Pre-schools are located in either primary or secondary schools.

2.1.3 BILANGAN SEKOLAH RENDAH DAN MENENGAH MENGIKUT JENIS SEKOLAH, LOKASI DAN KATEGORI SEPERTI PADA 30 JUN 2018  
NUMBER OF PRIMARY AND SECONDARY SCHOOLS BY TYPE, LOCATION AND CATEGORY AS OF 30th JUNE 2018

## KELANTAN

Jenis Sekolah / Type of Schools	Bilangan Sekolah / Number of Schools*				Jumlah / Total
	Bandar / Urban		Luar Bandar / Rural		
	Kerajaan / Government	Bantuan Kerajaan / Government-Aided	Kerajaan / Government	Bantuan Kerajaan / Government-Aided	
Prasekolah / Pre-school	110	0	620	4	734
<b>Jumlah / Total</b>	<b>110</b>	<b>0</b>	<b>620</b>	<b>4</b>	<b>734</b>
SEKOLAH RENDAH / PRIMARY SCHOOLS					
Kebangsaan / National	52	0	348	0	400
Jenis Kebangsaan (C) / National Type (C)	5	5	1	4	15
Jenis Kebangsaan (T) / National Type (T)	0	0	1	0	1
SABK / GARS	0	0	0	1	1
Pendidikan Khas / Special Education	0	0	1	0	1
Model Khas Komprehensif 9 / Special Model Comprehensive 9	0	0	0	0	0
<b>Jumlah Kecil / Sub-total</b>	<b>57</b>	<b>5</b>	<b>351</b>	<b>5</b>	<b>418</b>
SEKOLAH MENENGAH / SECONDARY SCHOOLS					
Biasa / Regular	32	2	103	1	138
Asrama Penuh / Fully Residential	1	0	4	0	5
Agama / Religious	2	0	4	0	6
Teknik / Technical	0	0	0	0	0
Kolej Vokasional / Vocational College	3	0	4	0	7
Kolej Tingkatan 6 / Form 6 College	0	0	0	0	0
SABK / GARS	0	0	0	21	21
Model Khas / Special Model	0	0	0	0	0
Pendidikan Khas / Special Education	0	0	0	0	0
Sukan / Sports	0	0	0	0	0
Seni / Arts	0	0	0	0	0
SBJK / BJKS	0	0	0	0	0
<b>JUMLAH KECIL / SUB-TOTAL</b>	<b>38</b>	<b>2</b>	<b>115</b>	<b>22</b>	<b>177</b>
<b>JUMLAH BESAR / GRAND TOTAL **</b>	<b>95</b>	<b>7</b>	<b>466</b>	<b>27</b>	<b>595</b>

## Nota / Notes :

\* Tidak termasuk sekolah tidak beroperasi / Excluding non-operational schools

\*\* Jumlah Besar ialah untuk sekolah rendah dan menengah sahaja. Prasekolah berada di sekolah rendah atau sekolah menengah / Grand total includes primary and secondary schools only. Pre-schools are located in either primary or secondary schools.

2.1.4 BILANGAN SEKOLAH RENDAH DAN MENENGAH MENGIKUT JENIS SEKOLAH, LOKASI DAN KATEGORI SEPerti PADA 30 JUN 2018  
NUMBER OF PRIMARY AND SECONDARY SCHOOLS BY TYPE, LOCATION AND CATEGORY AS OF 30th JUNE 2018

## MELAKA

Jenis Sekolah / Type of Schools	Bilangan Sekolah / Number of Schools*				Jumlah / Total
	Bandar / Urban		Luar Bandar / Rural		
	Kerajaan / Government	Bantuan Kerajaan / Government-Aided	Kerajaan / Government	Bantuan Kerajaan / Government-Aided	
Prasekolah / Pre-school	43	2	183	12	240
<b>Jumlah / Total</b>	<b>43</b>	<b>2</b>	<b>183</b>	<b>12</b>	<b>240</b>
SEKOLAH RENDAH / PRIMARY SCHOOLS					
Kebangsaan / National	24	7	112	0	143
Jenis Kebangsaan (C) / National Type (C)	4	13	21	27	65
Jenis Kebangsaan (T) / National Type (T)	3	0	6	12	21
SABK / GARS	0	0	0	7	7
Pendidikan Khas / Special Education	0	0	1	0	1
Model Khas Komprehensif 9 / Special Model Comprehensive 9	0	0	0	0	0
<b>Jumlah Kecil / Sub-total</b>	<b>31</b>	<b>20</b>	<b>140</b>	<b>46</b>	<b>237</b>
SEKOLAH MENENGAH / SECONDARY SCHOOLS					
Biasa / Regular	19	10	31	1	61
Asrama Penuh / Fully Residential	1	0	1	0	2
Agama / Religious	1	0	2	0	3
Teknik / Technical	1	0	0	0	1
Kolej Vokasional / Vocational College	0	0	3	0	3
Kolej Tingkatan 6 / Form 6 College	0	0	0	0	0
SABK / GARS	0	0	0	7	7
Model Khas / Special Model	0	0	0	0	0
Pendidikan Khas / Special Education	0	0	0	0	0
Sukan / Sports	0	0	0	0	0
Seni / Arts	0	0	0	0	0
SBJK / BJKS	0	0	0	0	0
<b>JUMLAH KECIL / SUB-TOTAL</b>	<b>22</b>	<b>10</b>	<b>37</b>	<b>8</b>	<b>77</b>
<b>JUMLAH BESAR / GRAND TOTAL **</b>	<b>53</b>	<b>30</b>	<b>177</b>	<b>54</b>	<b>314</b>

## Nota / Notes :

\* Tidak termasuk sekolah tidak beroperasi / Excluding non-operational schools

\*\* Jumlah Besar ialah untuk sekolah rendah dan menengah sahaja. Prasekolah berada di sekolah rendah atau sekolah menengah / Grand total includes primary and secondary schools only. Pre-schools are located in either primary or secondary schools.

2.1.5 BILANGAN SEKOLAH RENDAH DAN MENENGAH MENGIKUT JENIS SEKOLAH, LOKASI DAN KATEGORI SEPerti PADA 30 JUN 2018  
NUMBER OF PRIMARY AND SECONDARY SCHOOLS BY TYPE, LOCATION AND CATEGORY AS OF 30th JUNE 2018

## NEGERI SEMBILAN

Jenis Sekolah / Type of Schools	Bilangan Sekolah / Number of Schools*				Jumlah / Total
	Bandar / Urban		Luar Bandar / Rural		
	Kerajaan / Government	Bantuan Kerajaan / Government-Aided	Kerajaan / Government	Bantuan Kerajaan / Government-Aided	
Prasekolah / Pre-school	111	1	202	2	316
<b>Jumlah / Total</b>	<b>111</b>	<b>1</b>	<b>202</b>	<b>2</b>	<b>316</b>
SEKOLAH RENDAH / PRIMARY SCHOOLS					
Kebangsaan / National	50	3	153	0	206
Jenis Kebangsaan (C) / National Type (C)	11	19	24	28	82
Jenis Kebangsaan (T) / National Type (T)	8	4	7	42	61
SABK / GARS	0	0	0	0	0
Pendidikan Khas / Special Education	1	0	0	0	1
Model Khas Komprehensif 9 / Special Model Comprehensive 9	0	0	0	0	0
<b>Jumlah Kecil / Sub-total</b>	<b>70</b>	<b>26</b>	<b>184</b>	<b>70</b>	<b>350</b>
SEKOLAH MENENGAH / SECONDARY SCHOOLS					
Biasa / Regular	39	6	46	0	91
Asrama Penuh / Fully Residential	3	0	5	0	8
Agama / Religious	1	0	1	0	2
Teknik / Technical	1	0	0	0	1
Kolej Vokasional / Vocational College	4	0	2	0	6
Kolej Tingkatan 6 / Form 6 College	0	0	0	0	0
SABK / GARS	0	7	0	9	16
Model Khas / Special Model	0	0	1	0	1
Pendidikan Khas / Special Education	0	0	0	0	0
Sukan / Sports	0	0	0	0	0
Seni / Arts	0	0	0	0	0
SBJK / BJKS	0	0	0	0	0
<b>JUMLAH KECIL / SUB-TOTAL</b>	<b>48</b>	<b>13</b>	<b>55</b>	<b>9</b>	<b>125</b>
<b>JUMLAH BESAR / GRAND TOTAL **</b>	<b>118</b>	<b>39</b>	<b>239</b>	<b>79</b>	<b>475</b>

## Nota / Notes :

\* Tidak termasuk sekolah tidak beroperasi / Excluding non-operational schools

\*\* Jumlah Besar ialah untuk sekolah rendah dan menengah sahaja. Prasekolah berada di sekolah rendah atau sekolah menengah / Grand total includes primary and secondary schools only. Pre-schools are located in either primary or secondary schools.

2.1.6 BILANGAN SEKOLAH RENDAH DAN MENENGAH MENGIKUT JENIS SEKOLAH, LOKASI DAN KATEGORI SEPERTI PADA 30 JUN 2018  
NUMBER OF PRIMARY AND SECONDARY SCHOOLS BY TYPE, LOCATION AND CATEGORY AS OF 30th JUNE 2018

## PAHANG

Jenis Sekolah / Type of Schools	Bilangan Sekolah / Number of Schools*				Jumlah / Total
	Bandar / Urban		Luar Bandar / Rural		
	Kerajaan / Government	Bantuan Kerajaan / Government-Aided	Kerajaan / Government	Bantuan Kerajaan / Government-Aided	
Prasekolah / Pre-school	156	14	557	33	760
Jumlah / Total	156	14	557	33	760
SEKOLAH RENDAH / PRIMARY SCHOOLS					
Kebangsaan / National	54	4	365	1	424
Jenis Kebangsaan (C) / National Type (C)	16	8	34	17	75
Jenis Kebangsaan (T) / National Type (T)	6	1	5	25	37
SABK / GARS	0	0	0	2	2
Pendidikan Khas / Special Education	1	0	0	0	1
Model Khas Komprehensif 9 / Special Model Comprehensive 9	0	0	2	0	2
Jumlah Kecil / Sub-total	77	13	406	45	541
SEKOLAH MENENGAH / SECONDARY SCHOOLS					
Biasa / Regular	53	3	107	1	164
Asrama Penuh / Fully Residential	3	0	4	0	7
Agama / Religious	2	0	1	0	3
Teknik / Technical	1	0	0	0	1
Kolej Vokasional / Vocational College	3	0	5	0	8
Kolej Tingkatan 6 / Form 6 College	0	0	0	0	0
SABK / GARS	0	0	0	8	8
Model Khas / Special Model	1	0	3	0	4
Pendidikan Khas / Special Education	0	0	1	0	1
Sukan / Sports	0	0	1	0	1
Seni / Arts	0	0	0	0	0
SBJK / BJKS	0	0	0	0	0
JUMLAH KECIL / SUB-TOTAL	63	3	122	9	197
JUMLAH BESAR / GRAND TOTAL **	140	16	528	54	738

## Nota / Notes :

\* Tidak termasuk sekolah tidak beroperasi / Excluding non-operational schools

\*\* Jumlah Besar ialah untuk sekolah rendah dan menengah sahaja. Prasekolah berada di sekolah rendah atau sekolah menengah / Grand total includes primary and secondary schools only. Pre-schools are located in either primary or secondary schools.

2.1.7 BILANGAN SEKOLAH RENDAH DAN MENENGAH MENGIKUT JENIS SEKOLAH, LOKASI DAN KATEGORI SEPERTI PADA 30 JUN 2018  
NUMBER OF PRIMARY AND SECONDARY SCHOOLS BY TYPE, LOCATION AND CATEGORY AS OF 30th JUNE 2018

## PERAK

Jenis Sekolah / Type of Schools	Bilangan Sekolah / Number of Schools*				Jumlah / Total
	Bandar / Urban		Luar Bandar / Rural		
	Kerajaan / Government	Bantuan Kerajaan / Government-Aided	Kerajaan / Government	Bantuan Kerajaan / Government-Aided	
Prasekolah / Pre-school	230	8	591	12	841
Jumlah / Total	230	8	591	12	841
SEKOLAH RENDAH / PRIMARY SCHOOLS					
Kebangsaan / National	95	26	401	5	527
Jenis Kebangsaan (C) / National Type (C)	19	34	55	77	185
Jenis Kebangsaan (T) / National Type (T)	14	10	35	75	134
SABK / GARS	0	0	0	2	2
Pendidikan Khas / Special Education	2	0	0	0	2
Model Khas Komprehensif 9 / Special Model Comprehensive 9	0	0	2	0	2
Jumlah Kecil / Sub-total	130	70	493	159	852
SEKOLAH MENENGAH / SECONDARY SCHOOLS					
Biasa / Regular	70	29	99	5	203
Asrama Penuh / Fully Residential	3	0	4	0	7
Agama / Religious	1	0	2	0	3
Teknik / Technical	0	0	0	0	0
Kolej Vokasional / Vocational College	4	0	6	0	10
Kolej Tingkatan 6 / Form 6 College	2	0	0	0	2
SABK / GARS	0	4	0	20	24
Model Khas / Special Model	0	0	1	0	1
Pendidikan Khas / Special Education	0	0	0	0	0
Sukan / Sports	0	0	0	0	0
Seni / Arts	0	0	0	0	0
SBJK / BJKS	0	0	0	0	0
JUMLAH KECIL / SUB-TOTAL	80	33	112	25	250
JUMLAH BESAR / GRAND TOTAL **	210	103	605	184	1,102

## Nota / Notes :

\* Tidak termasuk sekolah tidak beroperasi / Excluding non-operational schools

\*\* Jumlah Besar ialah untuk sekolah rendah dan menengah sahaja. Prasekolah berada di sekolah rendah atau sekolah menengah / Grand total includes primary and secondary schools only. Pre-schools are located in either primary or secondary schools.

2.1.8 BILANGAN SEKOLAH RENDAH DAN MENENGAH MENGIKUT JENIS SEKOLAH, LOKASI DAN KATEGORI SEPERTI PADA 30 JUN 2018  
NUMBER OF PRIMARY AND SECONDARY SCHOOLS BY TYPE, LOCATION AND CATEGORY AS OF 30th JUNE 2018

## PERLIS

Jenis Sekolah / Type of Schools	Bilangan Sekolah / Number of Schools*				Jumlah / Total
	Bandar / Urban		Luar Bandar / Rural		
	Kerajaan / Government	Bantuan Kerajaan / Government-Aided	Kerajaan / Government	Bantuan Kerajaan / Government-Aided	
Prasekolah / Pre-school	26	4	89	5	124
<b>Jumlah / Total</b>	<b>26</b>	<b>4</b>	<b>89</b>	<b>5</b>	<b>124</b>
SEKOLAH RENDAH / PRIMARY SCHOOLS					
Kebangsaan / National	10	0	48	0	58
Jenis Kebangsaan (C) / National Type (C)	0	3	4	3	10
Jenis Kebangsaan (T) / National Type (T)	1	0	0	0	1
SABK / GARS	0	0	0	4	4
Pendidikan Khas / Special Education	1	0	0	0	1
Model Khas Komprehensif 9 / Special Model Comprehensive 9	0	0	0	0	0
<b>Jumlah Kecil / Sub-total</b>	<b>12</b>	<b>3</b>	<b>52</b>	<b>7</b>	<b>74</b>
SEKOLAH MENENGAH / SECONDARY SCHOOLS					
Biasa / Regular	6	0	17	0	23
Asrama Penuh / Fully Residential	1	0	0	0	1
Agama / Religious	1	0	1	0	2
Teknik / Technical	0	0	0	0	0
Kolej Vokasional / Vocational College	1	0	1	0	2
Kolej Tingkatan 6 / Form 6 College	0	0	0	0	0
SABK / GARS	0	0	0	2	2
Model Khas / Special Model	0	0	0	0	0
Pendidikan Khas / Special Education	0	0	0	0	0
Sukan / Sports	0	0	0	0	0
Seni / Arts	0	0	0	0	0
SBJK / BJKS	0	0	0	0	0
<b>JUMLAH KECIL / SUB-TOTAL</b>	<b>9</b>	<b>0</b>	<b>19</b>	<b>2</b>	<b>30</b>
<b>JUMLAH BESAR / GRAND TOTAL **</b>	<b>21</b>	<b>3</b>	<b>71</b>	<b>9</b>	<b>104</b>

## Nota / Notes :

\* Tidak termasuk sekolah tidak beroperasi / Excluding non-operational schools

\*\* Jumlah Besar ialah untuk sekolah rendah dan menengah sahaja. Prasekolah berada di sekolah rendah atau sekolah menengah / Grand total includes primary and secondary schools only. Pre-schools are located in either primary or secondary schools.

2.1.9 BILANGAN SEKOLAH RENDAH DAN MENENGAH MENGIKUT JENIS SEKOLAH, LOKASI DAN KATEGORI SEPERTI PADA 30 JUN 2018  
NUMBER OF PRIMARY AND SECONDARY SCHOOLS BY TYPE, LOCATION AND CATEGORY AS OF 30th JUNE 2018

## PULAU PINANG

Jenis Sekolah / Type of Schools	Bilangan Sekolah / Number of Schools*				Jumlah / Total
	Bandar / Urban		Luar Bandar / Rural		
	Kerajaan / Government	Bantuan Kerajaan / Government-Aided	Kerajaan / Government	Bantuan Kerajaan / Government-Aided	
Prasekolah / Pre-school	108	11	209	2	330
<b>Jumlah / Total</b>	<b>108</b>	<b>11</b>	<b>209</b>	<b>2</b>	<b>330</b>
SEKOLAH RENDAH / PRIMARY SCHOOLS					
Kebangsaan / National	53	12	83	1	149
Jenis Kebangsaan (C) / National Type (C)	4	52	5	29	90
Jenis Kebangsaan (T) / National Type (T)	2	11	4	11	28
SABK / GARS	0	1	0	0	1
Pendidikan Khas / Special Education	2	0	1	0	3
Model Khas Komprehensif 9 / Special Model Comprehensive 9	0	0	0	0	0
<b>Jumlah Kecil / Sub-total</b>	<b>61</b>	<b>76</b>	<b>93</b>	<b>41</b>	<b>271</b>
SEKOLAH MENENGAH / SECONDARY SCHOOLS					
Biasa / Regular	35	19	46	2	102
Asrama Penuh / Fully Residential	0	0	2	0	2
Agama / Religious	3	0	1	0	4
Teknik / Technical	1	0	0	0	1
Kolej Vokasional / Vocational College	2	0	3	0	5
Kolej Tingkatan 6 / Form 6 College	1	0	0	0	1
SABK / GARS	0	5	0	6	11
Model Khas / Special Model	0	0	1	0	1
Pendidikan Khas / Special Education	1	0	0	0	1
Sukan / Sports	0	0	0	0	0
Seni / Arts	0	0	0	0	0
SBJK / BJKS	0	0	0	0	0
<b>JUMLAH KECIL / SUB-TOTAL</b>	<b>43</b>	<b>24</b>	<b>53</b>	<b>8</b>	<b>128</b>
<b>JUMLAH BESAR / GRAND TOTAL **</b>	<b>104</b>	<b>100</b>	<b>146</b>	<b>49</b>	<b>399</b>

## Nota / Notes :

\* Tidak termasuk sekolah tidak beroperasi / Excluding non-operational schools

\*\* Jumlah Besar ialah untuk sekolah rendah dan menengah sahaja. Prasekolah berada di sekolah rendah atau sekolah menengah / Grand total includes primary and secondary schools only. Pre-schools are located in either primary or secondary schools.

2.1.10 BILANGAN SEKOLAH RENDAH DAN MENENGAH MENGIKUT JENIS SEKOLAH, LOKASI DAN KATEGORI SEPERTI PADA 30 JUN 2018  
NUMBER OF PRIMARY AND SECONDARY SCHOOLS BY TYPE, LOCATION AND CATEGORY AS OF 30th JUNE 2018

## SABAH

Jenis Sekolah / Type of Schools	Bilangan Sekolah / Number of Schools*				Jumlah / Total
	Bandar / Urban		Luar Bandar / Rural		
	Kerajaan / Government	Bantuan Kerajaan / Government-Aided	Kerajaan / Government	Bantuan Kerajaan / Government-Aided	
Prasekolah / Pre-school	165	10	1089	58	1,322
<b>Jumlah / Total</b>	<b>165</b>	<b>10</b>	<b>1,089</b>	<b>58</b>	<b>1,322</b>
SEKOLAH RENDAH / PRIMARY SCHOOLS					
Kebangsaan / National	64	17	855	48	984
Jenis Kebangsaan (C) / National Type (C)	1	31	1	50	83
Jenis Kebangsaan (T) / National Type (T)	0	0	0	0	0
SABK / GARS	0	2	0	1	3
Pendidikan Khas / Special Education	0	0	2	0	2
Model Khas Komprehensif 9 / Special Model Comprehensive 9	0	0	2	0	2
<b>Jumlah Kecil / Sub-total</b>	<b>65</b>	<b>50</b>	<b>860</b>	<b>99</b>	<b>1,074</b>
SEKOLAH MENENGAH / SECONDARY SCHOOLS					
Biasa / Regular	38	18	127	15	198
Asrama Penuh / Fully Residential	1	0	1	0	2
Agama / Religious	3	0	6	0	9
Teknik / Technical	0	0	0	0	0
Kolej Vokasional / Vocational College	3	0	5	0	8
Kolej Tingkatan 6 / Form 6 College	1	0	1	0	2
SABK / GARS	0	1	0	1	2
Model Khas / Special Model	0	0	0	0	0
Pendidikan Khas / Special Education	0	0	0	0	0
Sukan / Sports	1	0	0	0	1
Seni / Arts	0	0	0	0	0
SBJK / BJKS	0	0	0	0	0
<b>JUMLAH KECIL / SUB-TOTAL</b>	<b>47</b>	<b>19</b>	<b>140</b>	<b>16</b>	<b>222</b>
<b>JUMLAH BESAR / GRAND TOTAL **</b>	<b>112</b>	<b>69</b>	<b>1,000</b>	<b>115</b>	<b>1,296</b>

## Nota / Notes :

\* Tidak termasuk sekolah tidak beroperasi / Excluding non-operational schools

\*\* Jumlah Besar ialah untuk sekolah rendah dan menengah sahaja. Prasekolah berada di sekolah rendah atau sekolah menengah / Grand total includes primary and secondary schools only. Pre-schools are located in either primary or secondary schools.

2.1.11 BILANGAN SEKOLAH RENDAH DAN MENENGAH MENGIKUT JENIS SEKOLAH, LOKASI DAN KATEGORI SEPERTI PADA 30 JUN 2018  
NUMBER OF PRIMARY AND SECONDARY SCHOOLS BY TYPE, LOCATION AND CATEGORY AS OF 30th JUNE 2018

## SARAWAK

Jenis Sekolah / Type of Schools	Bilangan Sekolah / Number of Schools*				Jumlah / Total
	Bandar / Urban		Luar Bandar / Rural		
	Kerajaan / Government	Bantuan Kerajaan / Government-Aided	Kerajaan / Government	Bantuan Kerajaan / Government-Aided	
Prasekolah / Pre-school	211	39	1055	198	1,503
<b>Jumlah / Total</b>	<b>211</b>	<b>39</b>	<b>1,055</b>	<b>198</b>	<b>1,503</b>
SEKOLAH RENDAH / PRIMARY SCHOOLS					
Kebangsaan / National	78	17	845	91	1,031
Jenis Kebangsaan (C) / National Type (C)	11	62	18	129	220
Jenis Kebangsaan (T) / National Type (T)	0	0	0	0	0
SABK / GARS	0	4	0	5	9
Pendidikan Khas / Special Education	3	0	1	0	4
Model Khas Komprehensif 9 / Special Model Comprehensive 9	0	0	1	0	1
<b>Jumlah Kecil / Sub-total</b>	<b>92</b>	<b>83</b>	<b>865</b>	<b>225</b>	<b>1,265</b>
SEKOLAH MENENGAH / SECONDARY SCHOOLS					
Biasa / Regular	44	14	104	9	171
Asrama Penuh / Fully Residential	2	0	1	0	3
Agama / Religious	2	0	5	0	7
Teknik / Technical	0	0	1	0	1
Kolej Vokasional / Vocational College	4	0	2	0	6
Kolej Tingkatan 6 / Form 6 College	0	0	1	0	1
SABK / GARS	0	1	0	1	2
Model Khas / Special Model	0	0	0	0	0
Pendidikan Khas / Special Education	0	0	0	0	0
Sukan / Sports	0	0	0	0	0
Seni / Arts	1	0	0	0	1
SBJK / BJKS	0	0	0	0	0
<b>JUMLAH KECIL / SUB-TOTAL</b>	<b>53</b>	<b>15</b>	<b>114</b>	<b>10</b>	<b>192</b>
<b>JUMLAH BESAR / GRAND TOTAL **</b>	<b>145</b>	<b>98</b>	<b>979</b>	<b>235</b>	<b>1,457</b>

## Nota / Notes :

\* Tidak termasuk sekolah tidak beroperasi / Excluding non-operational schools

\*\* Jumlah Besar ialah untuk sekolah rendah dan menengah sahaja. Prasekolah berada di sekolah rendah atau sekolah menengah / Grand total includes primary and secondary schools only. Pre-schools are located in either primary or secondary schools.

2.1.12 BILANGAN SEKOLAH RENDAH DAN MENENGAH MENGIKUT JENIS SEKOLAH, LOKASI DAN KATEGORI SEPERTI PADA 30 JUN 2018  
NUMBER OF PRIMARY AND SECONDARY SCHOOLS BY TYPE, LOCATION AND CATEGORY AS OF 30th JUNE 2018

## SELANGOR

Jenis Sekolah / Type of Schools	Bilangan Sekolah / Number of Schools*				Jumlah / Total
	Bandar / Urban		Luar Bandar / Rural		
	Kerajaan / Government	Bantuan Kerajaan / Government-Aided	Kerajaan / Government	Bantuan Kerajaan / Government-Aided	
Prasekolah / Pre-school	459	29	461	43	992
<b>Jumlah / Total</b>	<b>459</b>	<b>29</b>	<b>461</b>	<b>43</b>	<b>992</b>
SEKOLAH RENDAH / PRIMARY SCHOOLS					
Kebangsaan / National	227	15	204	1	447
Jenis Kebangsaan (C) / National Type (C)	33	21	30	30	114
Jenis Kebangsaan (T) / National Type (T)	15	17	17	49	98
SABK / GARS	0	0	0	0	0
Pendidikan Khas / Special Education	1	0	0	0	1
Model Khas Komprehensif 9 / Special Model Comprehensive 9	0	0	1	0	1
<b>Jumlah Kecil / Sub-total</b>	<b>276</b>	<b>53</b>	<b>252</b>	<b>80</b>	<b>661</b>
SEKOLAH MENENGAH / SECONDARY SCHOOLS					
Biasa / Regular	144	12	72	1	229
Asrama Penuh / Fully Residential	5	0	4	0	9
Agama / Religious	1	0	2	0	3
Teknik / Technical	0	0	0	0	0
Kolej Vokasional / Vocational College	5	0	3	0	8
Kolej Tingkatan 6 / Form 6 College	4	0	0	0	4
SABK / GARS	0	11	0	12	23
Model Khas / Special Model	1	0	0	0	1
Pendidikan Khas / Special Education	1	0	0	0	1
Sukan / Sports	0	0	0	0	0
Seni / Arts	0	0	0	0	0
SBJK / BJKS	0	0	0	0	0
<b>JUMLAH KECIL / SUB-TOTAL</b>	<b>161</b>	<b>23</b>	<b>81</b>	<b>13</b>	<b>278</b>
<b>JUMLAH BESAR / GRAND TOTAL **</b>	<b>437</b>	<b>76</b>	<b>333</b>	<b>93</b>	<b>939</b>

## Nota / Notes :

\* Tidak termasuk sekolah tidak beroperasi / Excluding non-operational schools

\*\* Jumlah Besar ialah untuk sekolah rendah dan menengah sahaja. Prasekolah berada di sekolah rendah atau sekolah menengah / Grand total includes primary and secondary schools only. Pre-schools are located in either primary or secondary schools.

2.1.13 BILANGAN SEKOLAH RENDAH DAN MENENGAH MENGIKUT JENIS SEKOLAH, LOKASI DAN KATEGORI SEPERTI PADA 30 JUN 2018  
NUMBER OF PRIMARY AND SECONDARY SCHOOLS BY TYPE, LOCATION AND CATEGORY AS OF 30th JUNE 2018

## TERENGGANU

Jenis Sekolah / Type of Schools	Bilangan Sekolah / Number of Schools*				Jumlah / Total
	Bandar / Urban		Luar Bandar / Rural		
	Kerajaan / Government	Bantuan Kerajaan / Government-Aided	Kerajaan / Government	Bantuan Kerajaan / Government-Aided	
Prasekolah / Pre-school	148	3	344	1	496
<b>Jumlah / Total</b>	<b>148</b>	<b>3</b>	<b>344</b>	<b>1</b>	<b>496</b>
SEKOLAH RENDAH / PRIMARY SCHOOLS					
Kebangsaan / National	82	0	258	0	340
Jenis Kebangsaan (C) / National Type (C)	0	5	1	4	10
Jenis Kebangsaan (T) / National Type (T)	0	0	0	0	0
SABK / GARS	0	0	0	0	0
Pendidikan Khas / Special Education	1	0	1	0	2
Model Khas Komprehensif 9 / Special Model Comprehensive 9	0	0	0	0	0
<b>Jumlah Kecil / Sub-total</b>	<b>83</b>	<b>5</b>	<b>260</b>	<b>4</b>	<b>352</b>
SEKOLAH MENENGAH / SECONDARY SCHOOLS					
Biasa / Regular	36	0	79	0	115
Asrama Penuh / Fully Residential	3	0	3	0	6
Agama / Religious	2	0	4	0	6
Teknik / Technical	1	0	0	0	1
Kolej Vokasional / Vocational College	3	0	2	0	5
Kolej Tingkatan 6 / Form 6 College	0	0	1	0	1
SABK / GARS	0	12	0	3	15
Model Khas / Special Model	0	0	1	0	1
Pendidikan Khas / Special Education	0	0	0	0	0
Sukan / Sports	1	0	0	0	1
Seni / Arts	0	0	0	0	0
SBJK / BJKS	0	0	0	0	0
<b>JUMLAH KECIL / SUB-TOTAL</b>	<b>46</b>	<b>12</b>	<b>90</b>	<b>3</b>	<b>151</b>
<b>JUMLAH BESAR / GRAND TOTAL **</b>	<b>129</b>	<b>17</b>	<b>350</b>	<b>7</b>	<b>503</b>

## Nota / Notes :

\* Tidak termasuk sekolah tidak beroperasi / Excluding non-operational schools

\*\* Jumlah Besar ialah untuk sekolah rendah dan menengah sahaja. Prasekolah berada di sekolah rendah atau sekolah menengah / Grand total includes primary and secondary schools only. Pre-schools are located in either primary or secondary schools.

2.1.14 BILANGAN SEKOLAH RENDAH DAN MENENGAH MENGIKUT JENIS SEKOLAH, LOKASI DAN KATEGORI SEPERTI PADA 30 JUN 2018  
NUMBER OF PRIMARY AND SECONDARY SCHOOLS BY TYPE, LOCATION AND CATEGORY AS OF 30th JUNE 2018

## WP KUALA LUMPUR

Jenis Sekolah / Type of Schools	Bilangan Sekolah / Number of Schools*				Jumlah / Total
	Bandar / Urban		Luar Bandar / Rural		
	Kerajaan / Government	Bantuan Kerajaan / Government-Aided	Kerajaan / Government	Bantuan Kerajaan / Government-Aided	
Prasekolah / Pre-school	164	19	0	0	183
<b>Jumlah / Total</b>	<b>164</b>	<b>19</b>	<b>0</b>	<b>0</b>	<b>183</b>
SEKOLAH RENDAH / PRIMARY SCHOOLS					
Kebangsaan / National	116	18	0	0	134
Jenis Kebangsaan (C) / National Type (C)	7	35	0	0	42
Jenis Kebangsaan (T) / National Type (T)	6	9	0	0	15
SABK / GARS	0	0	0	0	0
Pendidikan Khas / Special Education	3	0	0	0	3
Model Khas Komprehensif 9 / Special Model Comprehensive 9	0	0	0	0	0
<b>Jumlah Kecil / Sub-total</b>	<b>132</b>	<b>62</b>	<b>0</b>	<b>0</b>	<b>194</b>
SEKOLAH MENENGAH / SECONDARY SCHOOLS					
Biasa / Regular	77	13	0	0	90
Asrama Penuh / Fully Residential	3	0	0	0	3
Agama / Religious	1	0	0	0	1
Teknik / Technical	1	0	0	0	1
Kolej Vokasional / Vocational College	2	0	0	0	2
Kolej Tingkatan 6 / Form 6 College	1	0	0	0	1
SABK / GARS	0	2	0	0	2
Model Khas / Special Model	0	0	0	0	0
Pendidikan Khas / Special Education	1	0	0	0	1
Sukan / Sports	1	0	0	0	1
Seni / Arts	1	0	0	0	1
SBJK / BJKS	1	0	0	0	1
<b>JUMLAH KECIL / SUB-TOTAL</b>	<b>89</b>	<b>15</b>	<b>0</b>	<b>0</b>	<b>104</b>
<b>JUMLAH BESAR / GRAND TOTAL **</b>	<b>221</b>	<b>77</b>	<b>0</b>	<b>0</b>	<b>298</b>

## Nota / Notes :

\* Tidak termasuk sekolah tidak beroperasi / Excluding non-operational schools

\*\* Jumlah Besar ialah untuk sekolah rendah dan menengah sahaja. Prasekolah berada di sekolah rendah atau sekolah menengah / Grand total includes primary and secondary schools only. Pre-schools are located in either primary or secondary schools.

2.1.15 BILANGAN SEKOLAH RENDAH DAN MENENGAH MENGIKUT JENIS SEKOLAH, LOKASI DAN KATEGORI SEPERTI PADA 30 JUN 2018  
NUMBER OF PRIMARY AND SECONDARY SCHOOLS BY TYPE, LOCATION AND CATEGORY AS OF 30th JUNE 2018

## WP LABUAN

Jenis Sekolah / Type of Schools	Bilangan Sekolah / Number of Schools*				Jumlah / Total
	Bandar / Urban		Luar Bandar / Rural		
	Kerajaan / Government	Bantuan Kerajaan / Government-Aided	Kerajaan / Government	Bantuan Kerajaan / Government-Aided	
Prasekolah / Pre-school	33	0	0	0	33
<b>Jumlah / Total</b>	<b>33</b>	<b>0</b>	<b>0</b>	<b>0</b>	<b>33</b>
SEKOLAH RENDAH / PRIMARY SCHOOLS					
Kebangsaan / National	14	1	0	0	15
Jenis Kebangsaan (C) / National Type (C)	0	2	0	0	2
Jenis Kebangsaan (T) / National Type (T)	0	0	0	0	0
SABK / GARS	0	0	0	0	0
Pendidikan Khas / Special Education	0	0	0	0	0
Model Khas Komprehensif 9 / Special Model Comprehensive 9	0	0	0	0	0
<b>Jumlah Kecil / Sub-total</b>	<b>14</b>	<b>3</b>	<b>0</b>	<b>0</b>	<b>17</b>
SEKOLAH MENENGAH / SECONDARY SCHOOLS					
Biasa / Regular	6	2	0	0	8
Asrama Penuh / Fully Residential	1	0	0	0	1
Agama / Religious	0	0	0	0	0
Teknik / Technical	0	0	0	0	0
Kolej Vokasional / Vocational College	1	0	0	0	1
Kolej Tingkatan 6 / Form 6 College	0	0	0	0	0
SABK / GARS	0	0	0	0	0
Model Khas / Special Model	0	0	0	0	0
Pendidikan Khas / Special Education	0	0	0	0	0
Sukan / Sports	0	0	0	0	0
Seni / Arts	0	0	0	0	0
SBJK / BJKS	0	0	0	0	0
<b>JUMLAH KECIL / SUB-TOTAL</b>	<b>8</b>	<b>2</b>	<b>0</b>	<b>0</b>	<b>10</b>
<b>JUMLAH BESAR / GRAND TOTAL **</b>	<b>22</b>	<b>5</b>	<b>0</b>	<b>0</b>	<b>27</b>

## Nota / Notes :

\* Tidak termasuk sekolah tidak beroperasi / Excluding non-operational schools

\*\* Jumlah Besar ialah untuk sekolah rendah dan menengah sahaja. Prasekolah berada di sekolah rendah atau sekolah menengah / Grand total includes primary and secondary schools only. Pre-schools are located in either primary or secondary schools.

2.1.16 BILANGAN SEKOLAH RENDAH DAN MENENGAH MENGIKUT JENIS SEKOLAH, LOKASI DAN KATEGORI SEPERTI PADA 30 JUN 2018  
NUMBER OF PRIMARY AND SECONDARY SCHOOLS BY TYPE, LOCATION AND CATEGORY AS OF 30th JUNE 2018

## WP PUTRAJAYA

Jenis Sekolah / Type of Schools	Bilangan Sekolah / Number of Schools*				Jumlah / Total
	Bandar / Urban		Luar Bandar / Rural		
	Kerajaan / Government	Bantuan Kerajaan / Government-Aided	Kerajaan / Government	Bantuan Kerajaan / Government-Aided	
Prasekolah / Pre-school	47	0	0	0	47
Jumlah / Total	47	0	0	0	47
SEKOLAH RENDAH / PRIMARY SCHOOLS					
Kebangsaan / National	14	0	0	0	14
Jenis Kebangsaan (C) / National Type (C)	0	0	0	0	0
Jenis Kebangsaan (T) / National Type (T)	0	0	0	0	0
SABK / GARS	0	0	0	0	0
Pendidikan Khas / Special Education	0	0	0	0	0
Model Khas Komprehensif 9 / Special Model Comprehensive 9	0	0	0	0	0
Jumlah Kecil / Sub-total	14	0	0	0	14
SEKOLAH MENENGAH / SECONDARY SCHOOLS					
Biasa / Regular	9	0	0	0	9
Asrama Penuh / Fully Residential	1	0	0	0	1
Agama / Religious	1	0	0	0	1
Teknik / Technical	0	0	0	0	0
Kolej Vokasional / Vocational College	0	0	0	0	0
Kolej Tingkatan 6 / Form 6 College	0	0	0	0	0
SABK / GARS	0	0	0	0	0
Model Khas / Special Model	0	0	0	0	0
Pendidikan Khas / Special Education	0	0	0	0	0
Sukan / Sports	0	0	0	0	0
Seni / Arts	0	0	0	0	0
SBJK / BJKS	0	0	0	0	0
JUMLAH KECIL / SUB-TOTAL	11	0	0	0	11
JUMLAH BESAR / GRAND TOTAL **	25	0	0	0	25

## Nota / Notes :

\* Tidak termasuk sekolah tidak beroperasi / Excluding non-operational schools

\*\* Jumlah Besar ialah untuk sekolah rendah dan menengah sahaja. Prasekolah berada di sekolah rendah atau sekolah menengah / Grand total includes primary and secondary schools only. Pre-schools are located in either primary or secondary schools.

2.2 BILANGAN KELAS DAN BILIK DARJAH DI SEKOLAH RENDAH DAN MENENGAH KERAJAAN DAN BANTUAN KERAJAAN SEPERTI PADA 30 JUN 2018  
NUMBER OF CLASSES AND CLASSROOMS IN GOVERNMENT AND GOVERNMENT-AIDED PRIMARY AND SECONDARY SCHOOLS AS OF 30th JUNE 2018

## MALAYSIA

Jenis Sekolah / Type of Schools	Bilangan Kelas / Number of Classes			Bilangan Bilik Darjah / Number of Classrooms		
	Bandar / Urban	Luar Bandar / Rural	Jumlah / Total	Bandar / Urban	Luar Bandar / Rural	Jumlah / Total
Prasekolah / Pre-school *	2,634	6,744	9,378	2,515	6,616	9,131
<b>Jumlah / Total</b>	<b>2,634</b>	<b>6,744</b>	<b>9,378</b>	<b>2,515</b>	<b>6,616</b>	<b>9,131</b>
SEKOLAH RENDAH / PRIMARY SCHOOLS						
Kebangsaan / National	30,197	50,423	80,620	27,995	52,959	80,954
Jenis Kebangsaan (C) / National Type (C)	11,917	7,294	19,211	11,566	7,735	19,301
Jenis Kebangsaan (T) / National Type (T)	1,778	2,656	4,434	1,807	2,817	4,624
SABK / GARS	239	306	545	242	331	573
Pendidikan Khas / Special Education	235	94	329	262	117	379
Model Khas Komprehensif 9 / Special Model Comprehensive 9	0	132	132	0	121	121
<b>Jumlah Kecil / Sub-total</b>	<b>44,366</b>	<b>60,905</b>	<b>105,271</b>	<b>41,872</b>	<b>64,080</b>	<b>105,952</b>
SEKOLAH MENENGAH / SECONDARY SCHOOLS						
Biasa / Regular	38,589	34,188	72,777	31,862	31,985	63,847
Asrama Penuh / Fully Residential	787	851	1,638	843	957	1,800
Agama / Religious	754	841	1,595	746	931	1,677
Teknik / Technical	171	16	187	195	30	225
Kolej Vokasional / Vocational College	1,348	1,031	2,379	1,145	973	2,118
Kolej Tingkatan 6 / Form 6 College	343	191	534	328	187	515
SABK / GARS	992	1,558	2,550	993	1,505	2,498
Model Khas** / Special Model **	187	280	467	114	292	406
Pendidikan Khas / Special Education	128	34	162	104	34	138
Sukan** / Sports **	71	20	91	84	24	108
Seni / Arts	40	0	40	30	0	30
SBJK / BJKS	6	0	6	6	0	6
<b>Jumlah Kecil / Sub-total</b>	<b>43,416</b>	<b>39,010</b>	<b>82,426</b>	<b>36,450</b>	<b>36,918</b>	<b>73,368</b>
<b>JUMLAH BESAR*** / GRAND TOTAL***</b>	<b>87,782</b>	<b>99,915</b>	<b>187,697</b>	<b>78,322</b>	<b>100,998</b>	<b>179,320</b>

## Nota / Note :

- \* Termasuk Prasekolah Pendidikan Khas / Including Special Education pre-school.  
 \*\* Termasuk kelas Tahap 2 (Tahun 4, 5 dan 6) / Including classes at Level 2 (Year 4, 5 and 6).  
 \*\*\* Jumlah besar hanya untuk sekolah rendah dan menengah sahaja / Grand total includes primary and secondary schools only.

2.2.1 BILANGAN KELAS DAN BILIK DARJAH DI SEKOLAH RENDAH DAN MENENGAH KERAJAAN DAN BANTUAN KERAJAAN SEPERTI PADA 30 JUN 2018  
NUMBER OF CLASSES AND CLASSROOMS IN GOVERNMENT AND GOVERNMENT-AIDED PRIMARY AND SECONDARY SCHOOLS AS OF 30th JUNE 2018

## JOHOR

Jenis Sekolah / Type of Schools	Bilangan Kelas / Number of Classes			Bilangan Bilik Darjah / Number of Classrooms		
	Bandar / Urban	Luar Bandar / Rural	Jumlah / Total	Bandar / Urban	Luar Bandar / Rural	Jumlah / Total
Prasekolah / Pre-school *	350	610	960	346	607	953
<b>Jumlah / Total</b>	<b>350</b>	<b>610</b>	<b>960</b>	<b>346</b>	<b>607</b>	<b>953</b>
SEKOLAH RENDAH / PRIMARY SCHOOLS						
Kebangsaan / National	4,013	4,371	8,384	3,817	4,753	8,570
Jenis Kebangsaan (C) / National Type (C)	2,138	1,361	3,499	1,936	1,424	3,360
Jenis Kebangsaan (T) / National Type (T)	284	371	655	240	394	634
SABK / GARS	83	12	95	85	12	97
Pendidikan Khas / Special Education	50	0	50	58	0	58
Model Khas Komprehensif 9 / Special Model Comprehensive 9	0	0	0	0	0	0
<b>Jumlah Kecil / Sub-total</b>	<b>6,568</b>	<b>6,115</b>	<b>12,683</b>	<b>6,136</b>	<b>6,583</b>	<b>12,719</b>
SEKOLAH MENENGAH / SECONDARY SCHOOLS						
Biasa / Regular	5,695	3,281	8,976	4,360	3,172	7,532
Asrama Penuh / Fully Residential	100	75	175	102	80	182
Agama / Religious	107	11	118	109	25	134
Teknik / Technical	20	0	20	25	0	25
Kolej Vokasional / Vocational College	238	0	238	224	26	250
Kolej Tingkatan 6 / Form 6 College	0	18	18	0	18	18
SABK / GARS	100	146	246	101	158	259
Model Khas** / Special Model **	0	0	0	0	0	0
Pendidikan Khas / Special Education	27	0	27	31	0	31
Sukan** / Sports **	28	0	28	24	0	24
Seni / Arts	15	0	15	15	0	15
SBJK / BJKS	0	0	0	0	0	0
<b>Jumlah Kecil / Sub-total</b>	<b>6,330</b>	<b>3,531</b>	<b>9,861</b>	<b>4,991</b>	<b>3,479</b>	<b>8,470</b>
<b>JUMLAH BESAR*** / GRAND TOTAL***</b>	<b>12,898</b>	<b>9,646</b>	<b>22,544</b>	<b>11,127</b>	<b>10,062</b>	<b>21,189</b>

## Nota / Note :

- \* Termasuk Prasekolah Pendidikan Khas / Including Special Education pre-school.  
 \*\* Termasuk kelas Tahap 2 (Tahun 4, 5 dan 6) / Including classes at Level 2 (Year 4, 5 and 6).  
 \*\*\* Jumlah besar hanya untuk sekolah rendah dan menengah sahaja / Grand total includes primary and secondary schools only.

2.2.2 BILANGAN KELAS DAN BILIK DARJAH DI SEKOLAH RENDAH DAN MENENGAH KERAJAAN DAN BANTUAN KERAJAAN SEPerti PADA 30 JUN 2018  
NUMBER OF CLASSES AND CLASSROOMS IN GOVERNMENT AND GOVERNMENT-AIDED PRIMARY AND SECONDARY SCHOOLS AS OF 30th JUNE 2018

## KEDAH

Jenis Sekolah / Type of Schools	Bilangan Kelas / Number of Classes			Bilangan Bilik Darjah / Number of Classrooms		
	Bandar / Urban	Luar Bandar / Rural	Jumlah / Total	Bandar / Urban	Luar Bandar / Rural	Jumlah / Total
Prasekolah / Pre-school *	149	438	587	139	429	568
<b>Jumlah / Total</b>	<b>149</b>	<b>438</b>	<b>587</b>	<b>139</b>	<b>429</b>	<b>568</b>
SEKOLAH RENDAH / PRIMARY SCHOOLS						
Kebangsaan / National	1,871	4,168	6,039	1,949	4,399	6,348
Jenis Kebangsaan (C) / National Type (C)	461	454	915	520	505	1,025
Jenis Kebangsaan (T) / National Type (T)	148	308	456	156	323	479
SABK / GARS	18	24	42	18	24	42
Pendidikan Khas / Special Education	14	20	34	14	20	34
Model Khas Komprehensif 9 / Special Model Comprehensive 9	0	0	0	0	0	0
<b>Jumlah Kecil / Sub-total</b>	<b>2,512</b>	<b>4,974</b>	<b>7,486</b>	<b>2,657</b>	<b>5,271</b>	<b>7,928</b>
SEKOLAH MENENGAH / SECONDARY SCHOOLS						
Biasa / Regular	2,733	2,681	5,414	2,500	2,319	4,819
Asrama Penuh / Fully Residential	43	72	115	56	96	152
Agama / Religious	60	59	119	64	59	123
Teknik / Technical	22	0	22	25	0	25
Kolej Vokasional / Vocational College	172	0	172	133	0	133
Kolej Tingkatan 6 / Form 6 College	0	20	20	0	20	20
SABK / GARS	40	262	302	40	179	219
Model Khas** / Special Model **	19	37	56	19	32	51
Pendidikan Khas / Special Education	25	0	25	26	0	26
Sukan** / Sports **	0	0	0	0	0	0
Seni / Arts	0	0	0	0	0	0
SBJK / BJKS	0	0	0	0	0	0
<b>Jumlah Kecil / Sub-total</b>	<b>3,114</b>	<b>3,131</b>	<b>6,245</b>	<b>2,863</b>	<b>2,705</b>	<b>5,568</b>
<b>JUMLAH BESAR*** / GRAND TOTAL***</b>	<b>5,626</b>	<b>8,105</b>	<b>13,731</b>	<b>5,520</b>	<b>7,976</b>	<b>13,496</b>

## Nota / Note :

- \* Termasuk Prasekolah Pendidikan Khas / Including Special Education pre-school.  
 \*\* Termasuk kelas Tahap 2 (Tahun 4, 5 dan 6) / Including classes at Level 2 (Year 4, 5 and 6).  
 \*\*\* Jumlah besar hanya untuk sekolah rendah dan menengah sahaja / Grand total includes primary and secondary schools only.

2.2.3 BILANGAN KELAS DAN BILIK DARJAH DI SEKOLAH RENDAH DAN MENENGAH KERAJAAN DAN BANTUAN KERAJAAN SEPerti PADA 30 JUN 2018  
NUMBER OF CLASSES AND CLASSROOMS IN GOVERNMENT AND GOVERNMENT-AIDED PRIMARY AND SECONDARY SCHOOLS AS OF 30th JUNE 2018

## KELANTAN

Jenis Sekolah / Type of Schools	Bilangan Kelas / Number of Classes			Bilangan Bilik Darjah / Number of Classrooms		
	Bandar / Urban	Luar Bandar / Rural	Jumlah / Total	Bandar / Urban	Luar Bandar / Rural	Jumlah / Total
Prasekolah / Pre-school *	108	615	723	107	604	711
<b>Jumlah / Total</b>	<b>108</b>	<b>615</b>	<b>723</b>	<b>107</b>	<b>604</b>	<b>711</b>
SEKOLAH RENDAH / PRIMARY SCHOOLS						
Kebangsaan / National	1,234	5,502	6,736	1,337	6,346	7,683
Jenis Kebangsaan (C) / National Type (C)	180	40	220	178	38	216
Jenis Kebangsaan (T) / National Type (T)	0	6	6	0	6	6
SABK / GARS	0	12	12	0	12	12
Pendidikan Khas / Special Education	0	15	15	0	18	18
Model Khas Komprehensif 9 / Special Model Comprehensive 9	0	0	0	0	0	0
<b>Jumlah Kecil / Sub-total</b>	<b>1,414</b>	<b>5,575</b>	<b>6,989</b>	<b>1,515</b>	<b>6,420</b>	<b>7,935</b>
SEKOLAH MENENGAH / SECONDARY SCHOOLS						
Biasa / Regular	1,500	3,399	4,899	1,525	3,685	5,210
Asrama Penuh / Fully Residential	25	90	115	30	98	128
Agama / Religious	63	116	179	62	122	184
Teknik / Technical	0	0	0	0	0	0
Kolej Vokasional / Vocational College	0	0	0	0	0	0
Kolej Tingkatan 6 / Form 6 College	92	82	174	68	77	145
SABK / GARS	0	191	191	0	191	191
Model Khas** / Special Model **	0	0	0	0	0	0
Pendidikan Khas / Special Education	0	0	0	0	0	0
Sukan** / Sports **	0	0	0	0	0	0
Seni / Arts	0	0	0	0	0	0
SBJK / BJKS	0	0	0	0	0	0
<b>Jumlah Kecil / Sub-total</b>	<b>1,680</b>	<b>3,878</b>	<b>5,558</b>	<b>1,685</b>	<b>4,173</b>	<b>5,858</b>
<b>JUMLAH BESAR*** / GRAND TOTAL***</b>	<b>3,094</b>	<b>9,453</b>	<b>12,547</b>	<b>3,200</b>	<b>10,593</b>	<b>13,793</b>

## Nota / Note :

- \* Termasuk Prasekolah Pendidikan Khas / Including Special Education pre-school.  
 \*\* Termasuk kelas Tahap 2 (Tahun 4, 5 dan 6) / Including classes at Level 2 (Year 4, 5 and 6).  
 \*\*\* Jumlah besar hanya untuk sekolah rendah dan menengah sahaja / Grand total includes primary and secondary schools only.

2.2.4 BILANGAN KELAS DAN BILIK DARJAH DI SEKOLAH RENDAH DAN MENENGAH KERAJAAN DAN BANTUAN KERAJAAN SEPERTI PADA 30 JUN 2018  
NUMBER OF CLASSES AND CLASSROOMS IN GOVERNMENT AND GOVERNMENT-AIDED PRIMARY AND SECONDARY SCHOOLS AS OF 30th JUNE 2018

## MELAKA

Jenis Sekolah / Type of Schools	Bilangan Kelas / Number of Classes			Bilangan Bilik Darjah / Number of Classrooms		
	Bandar / Urban	Luar Bandar / Rural	Jumlah / Total	Bandar / Urban	Luar Bandar / Rural	Jumlah / Total
Prasekolah / Pre-school *	45	194	239	44	189	233
Jumlah / Total	45	194	239	44	189	233
SEKOLAH RENDAH / PRIMARY SCHOOLS						
Kebangsaan / National	629	1,831	2,460	630	1,694	2,324
Jenis Kebangsaan (C) / National Type (C)	282	452	734	320	490	810
Jenis Kebangsaan (T) / National Type (T)	49	110	159	50	111	161
SABK / GARS	0	100	100	0	122	122
Pendidikan Khas / Special Education	0	10	10	0	12	12
Model Khas Komprehensif 9 / Special Model Comprehensive 9	0	0	0	0	0	0
Jumlah Kecil / Sub-total	960	2,503	3,463	1,000	2,429	3,429
SEKOLAH MENENGAH / SECONDARY SCHOOLS						
Biasa / Regular	1,156	1,325	2,481	1,113	1,173	2,286
Asrama Penuh / Fully Residential	25	20	45	25	30	55
Agama / Religious	25	65	90	25	64	89
Teknik / Technical	20	0	20	22	0	22
Kolej Vokasional / Vocational College	0	96	96	0	83	83
Kolej Tingkatan 6 / Form 6 College	0	0	0	0	0	0
SABK / GARS	0	90	90	0	82	82
Model Khas** / Special Model **	0	0	0	0	0	0
Pendidikan Khas / Special Education	0	0	0	0	0	0
Sukan** / Sports **	0	0	0	0	0	0
Seni / Arts	0	0	0	0	0	0
SBJK / BJKS	0	0	0	0	0	0
Jumlah Kecil / Sub-total	1,226	1,596	2,822	1,185	1,432	2,617
JUMLAH BESAR*** / GRAND TOTAL ***	2,186	4,099	6,285	2,185	3,861	6,046

## Nota / Note :

- \* Termasuk Prasekolah Pendidikan Khas / Including Special Education pre-school.  
 \*\* Termasuk kelas Tahap 2 (Tahun 4, 5 dan 6) / Including classes at Level 2 (Year 4, 5 and 6).  
 \*\*\* Jumlah besar hanya untuk sekolah rendah dan menengah sahaja / Grand total includes primary and secondary schools only.

2.2.5 BILANGAN KELAS DAN BILIK DARJAH DI SEKOLAH RENDAH DAN MENENGAH KERAJAAN DAN BANTUAN KERAJAAN SEPERTI PADA 30 JUN 2018  
NUMBER OF CLASSES AND CLASSROOMS IN GOVERNMENT AND GOVERNMENT-AIDED PRIMARY AND SECONDARY SCHOOLS AS OF 30th JUNE 2018

## NEGERI SEMBILAN

Jenis Sekolah / Type of Schools	Bilangan Kelas / Number of Classes			Bilangan Bilik Darjah / Number of Classrooms		
	Bandar / Urban	Luar Bandar / Rural	Jumlah / Total	Bandar / Urban	Luar Bandar / Rural	Jumlah / Total
Prasekolah / Pre-school *	112	199	311	109	196	305
Jumlah / Total	112	199	311	109	196	305
SEKOLAH RENDAH / PRIMARY SCHOOLS						
Kebangsaan / National	1,268	1,582	2,850	1,297	1,661	2,958
Jenis Kebangsaan (C) / National Type (C)	491	381	872	534	403	937
Jenis Kebangsaan (T) / National Type (T)	171	333	504	159	341	500
SABK / GARS	0	0	0	0	0	0
Pendidikan Khas / Special Education	16	0	16	16	0	16
Model Khas Komprehensif 9 / Special Model Comprehensive 9	0	0	0	0	0	0
Jumlah Kecil / Sub-total	1,946	2,296	4,242	2,006	2,405	4,411
SEKOLAH MENENGAH / SECONDARY SCHOOLS						
Biasa / Regular	1,726	1,090	2,816	1,622	1,234	2,856
Asrama Penuh / Fully Residential	65	130	195	62	134	196
Agama / Religious	29	25	54	29	25	54
Teknik / Technical	21	0	21	22	0	22
Kolej Vokasional / Vocational College	126	67	193	110	64	174
Kolej Tingkatan 6 / Form 6 College	0	0	0	0	0	0
SABK / GARS	67	86	153	69	87	156
Model Khas** / Special Model **	0	50	50	0	49	49
Pendidikan Khas / Special Education	0	0	0	0	0	0
Sukan** / Sports **	0	0	0	0	0	0
Seni / Arts	0	0	0	0	0	0
SBJK / BJKS	0	0	0	0	0	0
Jumlah Kecil / Sub-total	2,034	1,448	3,482	1,914	1,593	3,507
JUMLAH BESAR*** / GRAND TOTAL ***	3,980	3,744	7,724	3,920	3,998	7,918

## Nota / Note :

- \* Termasuk Prasekolah Pendidikan Khas / Including Special Education pre-school.  
 \*\* Termasuk kelas Tahap 2 (Tahun 4, 5 dan 6) / Including classes at Level 2 (Year 4, 5 and 6).  
 \*\*\* Jumlah besar hanya untuk sekolah rendah dan menengah sahaja / Grand total includes primary and secondary schools only.

2.2.6 BILANGAN KELAS DAN BILIK DARJAH DI SEKOLAH RENDAH DAN MENENGAH KERAJAAN DAN BANTUAN KERAJAAN SEPerti PADA 30 JUN 2018  
NUMBER OF CLASSES AND CLASSROOMS IN GOVERNMENT AND GOVERNMENT-AIDED PRIMARY AND SECONDARY SCHOOLS AS OF 30th JUNE 2018

## PAHANG

Jenis Sekolah / Type of Schools	Bilangan Kelas / Number of Classes			Bilangan Bilik Darjah / Number of Classrooms		
	Bandar / Urban	Luar Bandar / Rural	Jumlah / Total	Bandar / Urban	Luar Bandar / Rural	Jumlah / Total
Prasekolah / Pre-school *	171	577	748	164	588	752
Jumlah / Total	171	577	748	164	588	752
SEKOLAH RENDAH / PRIMARY SCHOOLS						
Kebangsaan / National	1,243	3,845	5,088	1,308	4,943	6,251
Jenis Kebangsaan (C) / National Type (C)	373	408	781	410	502	912
Jenis Kebangsaan (T) / National Type (T)	49	184	233	71	195	266
SABK / GARS	0	20	20	0	20	20
Pendidikan Khas / Special Education	15	0	15	16	0	16
Model Khas Komprehensif 9 / Special Model Comprehensive 9	0	39	39	0	32	32
Jumlah Kecil / Sub-total	1,680	4,496	6,176	1,805	5,692	7,497
SEKOLAH MENENGAH / SECONDARY SCHOOLS						
Biasa / Regular	1,801	2,383	4,184	1,839	2,929	4,768
Asrama Penuh / Fully Residential	70	95	165	79	115	194
Agama / Religious	56	14	70	56	23	79
Teknik / Technical	22	0	22	31	0	31
Kolej Vokasional / Vocational College	82	142	224	87	145	232
Kolej Tingkatan 6 / Form 6 College	0	0	0	0	0	0
SABK / GARS	0	68	68	0	68	68
Model Khas** / Special Model **	38	82	120	39	102	141
Pendidikan Khas / Special Education	0	34	34	0	34	34
Sukan** / Sports **	0	20	20	0	24	24
Seni / Arts	0	0	0	0	0	0
SBJK / BJKS	0	0	0	0	0	0
Jumlah Kecil / Sub-total	2,069	2,838	4,907	2,131	3,440	5,571
JUMLAH BESAR*** / GRAND TOTAL ***	3,749	7,334	11,083	3,936	9,132	13,068

## Nota / Note :

- \* Termasuk Prasekolah Pendidikan Khas / Including Special Education pre-school.  
 \*\* Termasuk kelas Tahap 2 (Tahun 4, 5 dan 6) / Including classes at Level 2 (Year 4, 5 and 6).  
 \*\*\* Jumlah besar hanya untuk sekolah rendah dan menengah sahaja / Grand total includes primary and secondary schools only.

2.2.7 BILANGAN KELAS DAN BILIK DARJAH DI SEKOLAH RENDAH DAN MENENGAH KERAJAAN DAN BANTUAN KERAJAAN SEPerti PADA 30 JUN 2018  
NUMBER OF CLASSES AND CLASSROOMS IN GOVERNMENT AND GOVERNMENT-AIDED PRIMARY AND SECONDARY SCHOOLS AS OF 30th JUNE 2018

## PERAK

Jenis Sekolah / Type of Schools	Bilangan Kelas / Number of Classes			Bilangan Bilik Darjah / Number of Classrooms		
	Bandar / Urban	Luar Bandar / Rural	Jumlah / Total	Bandar / Urban	Luar Bandar / Rural	Jumlah / Total
Prasekolah / Pre-school *	238	600	838	231	595	826
Jumlah / Total	238	600	838	231	595	826
SEKOLAH RENDAH / PRIMARY SCHOOLS						
Kebangsaan / National	2,210	3,967	6,177	2,103	4,144	6,247
Jenis Kebangsaan (C) / National Type (C)	979	1,070	2,049	1,003	1,192	2,195
Jenis Kebangsaan (T) / National Type (T)	242	670	912	295	717	1,012
SABK / GARS	0	16	16	0	18	18
Pendidikan Khas / Special Education	22	0	22	20	0	20
Model Khas Komprehensif 9 / Special Model Comprehensive 9	0	39	39	0	39	39
Jumlah Kecil / Sub-total	3,453	5,762	9,215	3,421	6,110	9,531
SEKOLAH MENENGAH / SECONDARY SCHOOLS						
Biasa / Regular	3,720	3,193	6,913	2,982	3,022	6,004
Asrama Penuh / Fully Residential	74	104	178	72	105	177
Agama / Religious	24	50	74	24	53	77
Teknik / Technical	0	0	0	0	0	0
Kolej Vokasional / Vocational College	103	209	312	93	193	286
Kolej Tingkatan 6 / Form 6 College	32	0	32	37	0	37
SABK / GARS	51	266	317	51	274	325
Model Khas** / Special Model **	0	32	32	0	34	34
Pendidikan Khas / Special Education	0	0	0	0	0	0
Sukan** / Sports **	0	0	0	0	0	0
Seni / Arts	0	0	0	0	0	0
SBJK / BJKS	0	0	0	0	0	0
Jumlah Kecil / Sub-total	4,004	3,854	7,858	3,259	3,681	6,940
JUMLAH BESAR*** / GRAND TOTAL ***	7,457	9,616	17,073	6,680	9,791	16,471

## Nota / Note :

- \* Termasuk Prasekolah Pendidikan Khas / Including Special Education pre-school.  
 \*\* Termasuk kelas Tahap 2 (Tahun 4, 5 dan 6) / Including classes at Level 2 (Year 4, 5 and 6).  
 \*\*\* Jumlah besar hanya untuk sekolah rendah dan menengah sahaja / Grand total includes primary and secondary schools only.

2.2.8 BILANGAN KELAS DAN BILIK DARJAH DI SEKOLAH RENDAH DAN MENENGAH KERAJAAN DAN BANTUAN KERAJAAN SEPERTI PADA 30 JUN 2018  
NUMBER OF CLASSES AND CLASSROOMS IN GOVERNMENT AND GOVERNMENT-AIDED PRIMARY AND SECONDARY SCHOOLS AS OF 30th JUNE 2018

## PERLIS

Jenis Sekolah / Type of Schools	Bilangan Kelas / Number of Classes			Bilangan Bilik Darjah / Number of Classrooms		
	Bandar / Urban	Luar Bandar / Rural	Jumlah / Total	Bandar / Urban	Luar Bandar / Rural	Jumlah / Total
Prasekolah / Pre-school *	30	93	123	28	87	115
Jumlah / Total	30	93	123	28	87	115
SEKOLAH RENDAH / PRIMARY SCHOOLS						
Kebangsaan / National	196	632	828	226	732	958
Jenis Kebangsaan (C) / National Type (C)	43	48	91	43	54	97
Jenis Kebangsaan (T) / National Type (T)	6	0	6	7	0	7
SABK / GARS	0	43	43	0	37	37
Pendidikan Khas / Special Education	14	0	14	20	0	20
Model Khas Komprehensif 9 / Special Model Comprehensive 9	0	0	0	0	0	0
Jumlah Kecil / Sub-total	259	723	982	296	823	1,119
SEKOLAH MENENGAH / SECONDARY SCHOOLS						
Biasa / Regular	226	569	795	247	522	769
Asrama Penuh / Fully Residential	20	0	20	20	0	20
Agama / Religious	31	26	57	31	27	58
Teknik / Technical	0	0	0	0	0	0
Kolej Vokasional / Vocational College	47	31	78	0	23	23
Kolej Tingkatan 6 / Form 6 College	0	0	0	0	0	0
SABK / GARS	0	42	42	0	42	42
Model Khas** / Special Model **	0	0	0	0	0	0
Pendidikan Khas / Special Education	0	0	0	0	0	0
Sukan** / Sports **	0	0	0	0	0	0
Seni / Arts	0	0	0	0	0	0
SBJK / BJKS	0	0	0	0	0	0
Jumlah Kecil / Sub-total	324	668	992	298	614	912
<b>JUMLAH BESAR*** / GRAND TOTAL***</b>	<b>583</b>	<b>1,391</b>	<b>1,974</b>	<b>594</b>	<b>1,437</b>	<b>2,031</b>

## Nota / Note :

- \* Termasuk Prasekolah Pendidikan Khas / Including Special Education pre-school.  
 \*\* Termasuk kelas Tahap 2 (Tahun 4, 5 dan 6) / Including classes at Level 2 (Year 4, 5 and 6).  
 \*\*\* Jumlah besar hanya untuk sekolah rendah dan menengah sahaja / Grand total includes primary and secondary schools only.

2.2.9 BILANGAN KELAS DAN BILIK DARJAH DI SEKOLAH RENDAH DAN MENENGAH KERAJAAN DAN BANTUAN KERAJAAN SEPERTI PADA 30 JUN 2018  
NUMBER OF CLASSES AND CLASSROOMS IN GOVERNMENT AND GOVERNMENT-AIDED PRIMARY AND SECONDARY SCHOOLS AS OF 30th JUNE 2018

## PULAU PINANG

Jenis Sekolah / Type of Schools	Bilangan Kelas / Number of Classes			Bilangan Bilik Darjah / Number of Classrooms		
	Bandar / Urban	Luar Bandar / Rural	Jumlah / Total	Bandar / Urban	Luar Bandar / Rural	Jumlah / Total
Prasekolah / Pre-school *	118	209	327	120	206	326
Jumlah / Total	118	209	327	120	206	326
SEKOLAH RENDAH / PRIMARY SCHOOLS						
Kebangsaan / National	1,255	1,807	3,062	1,205	1,827	3,032
Jenis Kebangsaan (C) / National Type (C)	1,138	538	1,676	970	480	1,450
Jenis Kebangsaan (T) / National Type (T)	127	136	263	109	134	243
SABK / GARS	12	0	12	7	0	7
Pendidikan Khas / Special Education	16	8	24	28	12	40
Model Khas Komprehensif 9 / Special Model Comprehensive 9	0	0	0	0	0	0
Jumlah Kecil / Sub-total	2,548	2,489	5,037	2,319	2,453	4,772
SEKOLAH MENENGAH / SECONDARY SCHOOLS						
Biasa / Regular	2,000	1,798	3,798	1,752	1,588	3,340
Asrama Penuh / Fully Residential	0	55	55	0	57	57
Agama / Religious	76	32	108	77	32	109
Teknik / Technical	22	0	22	26	0	26
Kolej Vokasional / Vocational College	58	84	142	54	104	158
Kolej Tingkatan 6 / Form 6 College	24	0	24	24	0	24
SABK / GARS	61	74	135	67	60	127
Model Khas** / Special Model **	0	44	44	0	38	38
Pendidikan Khas / Special Education	22	0	22	22	0	22
Sukan** / Sports **	0	0	0	0	0	0
Seni / Arts	0	0	0	0	0	0
SBJK / BJKS	0	0	0	0	0	0
Jumlah Kecil / Sub-total	2,263	2,087	4,350	2,022	1,879	3,901
<b>JUMLAH BESAR*** / GRAND TOTAL***</b>	<b>4,811</b>	<b>4,576</b>	<b>9,387</b>	<b>4,341</b>	<b>4,332</b>	<b>8,673</b>

## Nota / Note :

- \* Termasuk Prasekolah Pendidikan Khas / Including Special Education pre-school.  
 \*\* Termasuk kelas Tahap 2 (Tahun 4, 5 dan 6) / Including classes at Level 2 (Year 4, 5 and 6).  
 \*\*\* Jumlah besar hanya untuk sekolah rendah dan menengah sahaja / Grand total includes primary and secondary schools only.

2.2.10 BILANGAN KELAS DAN BILIK DARJAH DI SEKOLAH RENDAH DAN MENENGAH KERAJAAN DAN BANTUAN KERAJAAN SEPERTI PADA 30 JUN 2018  
NUMBER OF CLASSES AND CLASSROOMS IN GOVERNMENT AND GOVERNMENT-AIDED PRIMARY AND SECONDARY SCHOOLS AS OF 30th JUNE 2018

## SABAH

Jenis Sekolah / Type of Schools	Bilangan Kelas / Number of Classes			Bilangan Bilik Darjah / Number of Classrooms		
	Bandar / Urban	Luar Bandar / Rural	Jumlah / Total	Bandar / Urban	Luar Bandar / Rural	Jumlah / Total
Prasekolah / Pre-school *	173	1,130	1,303	139	1,100	1,239
Jumlah / Total	173	1,130	1,303	139	1,100	1,239
SEKOLAH RENDAH / PRIMARY SCHOOLS						
Kebangsaan / National	1,942	7,778	9,720	1,481	7,829	9,310
Jenis Kebangsaan (C) / National Type (C)	693	465	1,158	741	490	1,231
Jenis Kebangsaan (T) / National Type (T)	0	0	0	0	0	0
SABK / GARS	24	8	32	28	8	36
Pendidikan Khas / Special Education	0	20	20	0	38	38
Model Khas Komprehensif 9 / Special Model Comprehensive 9	0	21	21	0	22	22
Jumlah Kecil / Sub-total	2,659	8,292	10,951	2,250	8,387	10,637
SEKOLAH MENENGAH / SECONDARY SCHOOLS						
Biasa / Regular	2,138	4,568	6,706	1,540	3,792	5,332
Asrama Penuh / Fully Residential	20	20	40	20	20	40
Agama / Religious	67	142	209	72	168	240
Teknik / Technical	0	0	0	0	0	0
Kolej Vokasional / Vocational College	85	169	254	80	146	226
Kolej Tingkatan 6 / Form 6 College	38	30	68	38	30	68
SABK / GARS	14	6	20	17	6	23
Model Khas** / Special Model **	0	0	0	0	0	0
Pendidikan Khas / Special Education	0	0	0	0	0	0
Sukan** / Sports **	15	0	15	24	0	24
Seni / Arts	0	0	0	0	0	0
SBJK / BJKS	0	0	0	0	0	0
Jumlah Kecil / Sub-total	2,377	4,935	7,312	1,791	4,162	5,953
JUMLAH BESAR*** / GRAND TOTAL ***	5,036	13,227	18,263	4,041	12,549	16,590

## Nota / Note :

- \* Termasuk Prasekolah Pendidikan Khas / Including Special Education pre-school.  
 \*\* Termasuk kelas Tahap 2 (Tahun 4, 5 dan 6) / Including classes at Level 2 (Year 4, 5 and 6).  
 \*\*\* Jumlah besar hanya untuk sekolah rendah dan menengah sahaja / Grand total includes primary and secondary schools only.

2.2.11 BILANGAN KELAS DAN BILIK DARJAH DI SEKOLAH RENDAH DAN MENENGAH KERAJAAN DAN BANTUAN KERAJAAN SEPERTI PADA 30 JUN 2018  
NUMBER OF CLASSES AND CLASSROOMS IN GOVERNMENT AND GOVERNMENT-AIDED PRIMARY AND SECONDARY SCHOOLS AS OF 30th JUNE 2018

## SARAWAK

Jenis Sekolah / Type of Schools	Bilangan Kelas / Number of Classes			Bilangan Bilik Darjah / Number of Classrooms		
	Bandar / Urban	Luar Bandar / Rural	Jumlah / Total	Bandar / Urban	Luar Bandar / Rural	Jumlah / Total
Prasekolah / Pre-school *	250	1,242	1,492	232	1,206	1,438
Jumlah / Total	250	1,242	1,492	232	1,206	1,438
SEKOLAH RENDAH / PRIMARY SCHOOLS						
Kebangsaan / National	2,017	6,814	8,831	1,838	6,992	8,830
Jenis Kebangsaan (C) / National Type (C)	1,445	1,125	2,570	1,494	1,185	2,679
Jenis Kebangsaan (T) / National Type (T)	0	0	0	0	0	0
SABK / GARS	102	71	173	104	78	182
Pendidikan Khas / Special Education	30	10	40	24	14	38
Model Khas Komprehensif 9 / Special Model Comprehensive 9	0	21	21	0	18	18
Jumlah Kecil / Sub-total	3,594	8,041	11,635	3,460	8,287	11,747
SEKOLAH MENENGAH / SECONDARY SCHOOLS						
Biasa / Regular	2,728	4,081	6,809	2,029	3,583	5,612
Asrama Penuh / Fully Residential	48	20	68	56	20	76
Agama / Religious	56	124	180	56	135	191
Teknik / Technical	0	16	16	0	30	30
Kolej Vokasional / Vocational College	123	79	202	100	36	136
Kolej Tingkatan 6 / Form 6 College	0	18	18	0	18	18
SABK / GARS	30	20	50	30	20	50
Model Khas** / Special Model **	0	0	0	0	0	0
Pendidikan Khas / Special Education	0	0	0	0	0	0
Sukan** / Sports **	0	0	0	0	0	0
Seni / Arts	15	0	15	15	0	15
SBJK / BJKS	0	0	0	0	0	0
Jumlah Kecil / Sub-total	3,000	4,358	7,358	2,286	3,842	6,128
JUMLAH BESAR*** / GRAND TOTAL ***	6,594	12,399	18,993	5,746	12,129	17,875

## Nota / Note :

- \* Termasuk Prasekolah Pendidikan Khas / Including Special Education pre-school.  
 \*\* Termasuk kelas Tahap 2 (Tahun 4, 5 dan 6) / Including classes at Level 2 (Year 4, 5 and 6).  
 \*\*\* Jumlah besar hanya untuk sekolah rendah dan menengah sahaja / Grand total includes primary and secondary schools only.

2.2.12 BILANGAN KELAS DAN BILIK DARJAH DI SEKOLAH RENDAH DAN MENENGAH KERAJAAN DAN BANTUAN KERAJAAN SEPERTI PADA 30 JUN 2018  
NUMBER OF CLASSES AND CLASSROOMS IN GOVERNMENT AND GOVERNMENT-AIDED PRIMARY AND SECONDARY SCHOOLS AS OF 30th JUNE 2018

## SELANGOR

Jenis Sekolah / Type of Schools	Bilangan Kelas / Number of Classes			Bilangan Bilik Darjah / Number of Classrooms		
	Bandar / Urban	Luar Bandar / Rural	Jumlah / Total	Bandar / Urban	Luar Bandar / Rural	Jumlah / Total
Prasekolah / Pre-school *	483	498	981	464	488	952
<b>Jumlah / Total</b>	<b>483</b>	<b>498</b>	<b>981</b>	<b>464</b>	<b>488</b>	<b>952</b>
SEKOLAH RENDAH / PRIMARY SCHOOLS						
Kebangsaan / National	6,814	4,903	11,717	5,248	3,869	9,117
Jenis Kebangsaan (C) / National Type (C)	2,282	922	3,204	1,856	942	2,798
Jenis Kebangsaan (T) / National Type (T)	555	538	1,093	565	596	1,161
SABK / GARS	0	0	0	0	0	0
Pendidikan Khas / Special Education	16	0	16	20	0	20
Model Khas Komprehensif 9 / Special Model Comprehensive 9	0	12	12	0	10	10
<b>Jumlah Kecil / Sub-total</b>	<b>9,667</b>	<b>6,375</b>	<b>16,042</b>	<b>7,689</b>	<b>5,417</b>	<b>13,106</b>
SEKOLAH MENENGAH / SECONDARY SCHOOLS						
Biasa / Regular	7,727	3,597	11,324	5,492	2,362	7,854
Asrama Penuh / Fully Residential	135	95	230	156	117	273
Agama / Religious	32	51	83	32	66	98
Teknik / Technical	0	0	0	0	0	0
Kolej Vokasional / Vocational College	146	94	240	136	91	227
Kolej Tingkatan 6 / Form 6 College	127	0	127	125	0	125
SABK / GARS	269	249	518	270	294	564
Model Khas** / Special Model **	130	0	130	56	0	56
Pendidikan Khas / Special Education	32	0	32	6	0	6
Sukan** / Sports **	0	0	0	0	0	0
Seni / Arts	0	0	0	0	0	0
SBJK / BJKS	0	0	0	0	0	0
<b>Jumlah Kecil / Sub-total</b>	<b>8,598</b>	<b>4,086</b>	<b>12,684</b>	<b>6,273</b>	<b>2,930</b>	<b>9,203</b>
<b>JUMLAH BESAR*** / GRAND TOTAL ***</b>	<b>18,265</b>	<b>10,461</b>	<b>28,726</b>	<b>13,962</b>	<b>8,347</b>	<b>22,309</b>

## Nota / Note :

- \* Termasuk Prasekolah Pendidikan Khas / Including Special Education pre-school.  
 \*\* Termasuk kelas Tahap 2 (Tahun 4, 5 dan 6) / Including classes at Level 2 (Year 4, 5 and 6).  
 \*\*\* Jumlah besar hanya untuk sekolah rendah dan menengah sahaja / Grand total includes primary and secondary schools only.

2.2.13 BILANGAN KELAS DAN BILIK DARJAH DI SEKOLAH RENDAH DAN MENENGAH KERAJAAN DAN BANTUAN KERAJAAN SEPERTI PADA 30 JUN 2018  
NUMBER OF CLASSES AND CLASSROOMS IN GOVERNMENT AND GOVERNMENT-AIDED PRIMARY AND SECONDARY SCHOOLS AS OF 30th JUNE 2018

## TERENGGANU

Jenis Sekolah / Type of Schools	Bilangan Kelas / Number of Classes			Bilangan Bilik Darjah / Number of Classrooms		
	Bandar / Urban	Luar Bandar / Rural	Jumlah / Total	Bandar / Urban	Luar Bandar / Rural	Jumlah / Total
Prasekolah / Pre-school *	148	339	487	139	321	460
<b>Jumlah / Total</b>	<b>148</b>	<b>339</b>	<b>487</b>	<b>139</b>	<b>321</b>	<b>460</b>
SEKOLAH RENDAH / PRIMARY SCHOOLS						
Kebangsaan / National	1,810	3,223	5,033	1,902	3,770	5,672
Jenis Kebangsaan (C) / National Type (C)	85	30	115	89	30	119
Jenis Kebangsaan (T) / National Type (T)	0	0	0	0	0	0
SABK / GARS	0	0	0	0	0	0
Pendidikan Khas / Special Education	17	11	28	24	3	27
Model Khas Komprehensif 9 / Special Model Comprehensive 9	0	0	0	0	0	0
<b>Jumlah Kecil / Sub-total</b>	<b>1,912</b>	<b>3,264</b>	<b>5,176</b>	<b>2,015</b>	<b>3,803</b>	<b>5,818</b>
SEKOLAH MENENGAH / SECONDARY SCHOOLS						
Biasa / Regular	1,381	2,223	3,604	1,447	2,604	4,051
Asrama Penuh / Fully Residential	57	75	132	57	85	142
Agama / Religious	82	126	208	84	132	216
Teknik / Technical	22	0	22	22	0	22
Kolej Vokasional / Vocational College	75	60	135	67	62	129
Kolej Tingkatan 6 / Form 6 College	0	23	23	0	24	24
SABK / GARS	318	58	376	284	44	328
Model Khas** / Special Model **	0	35	35	0	37	37
Pendidikan Khas / Special Education	0	0	0	0	0	0
Sukan** / Sports **	8	0	8	12	0	12
Seni / Arts	0	0	0	0	0	0
SBJK / BJKS	0	0	0	0	0	0
<b>Jumlah Kecil / Sub-total</b>	<b>1,943</b>	<b>2,600</b>	<b>4,543</b>	<b>1,973</b>	<b>2,988</b>	<b>4,961</b>
<b>JUMLAH BESAR*** / GRAND TOTAL ***</b>	<b>3,855</b>	<b>5,864</b>	<b>9,719</b>	<b>3,988</b>	<b>6,791</b>	<b>10,779</b>

## Nota / Note :

- \* Termasuk Prasekolah Pendidikan Khas / Including Special Education pre-school.  
 \*\* Termasuk kelas Tahap 2 (Tahun 4, 5 dan 6) / Including classes at Level 2 (Year 4, 5 and 6).  
 \*\*\* Jumlah besar hanya untuk sekolah rendah dan menengah sahaja / Grand total includes primary and secondary schools only.

2.2.14 BILANGAN KELAS DAN BILIK DARJAH DI SEKOLAH RENDAH DAN MENENGAH KERAJAAN DAN BANTUAN KERAJAAN SEPERTI PADA 30 JUN 2018  
NUMBER OF CLASSES AND CLASSROOMS IN GOVERNMENT AND GOVERNMENT-AIDED PRIMARY AND SECONDARY SCHOOLS AS OF 30th JUNE 2018

WP KUALA LUMPUR

Jenis Sekolah / Type of Schools	Bilangan Kelas / Number of Classes			Bilangan Bilik Darjah / Number of Classrooms		
	Bandar / Urban	Luar Bandar / Rural	Jumlah / Total	Bandar / Urban	Luar Bandar / Rural	Jumlah / Total
Prasekolah / Pre-school *	179	0	179	176	0	176
Jumlah / Total	179	0	179	176	0	176
SEKOLAH RENDAH / PRIMARY SCHOOLS						
Kebangsaan / National	2,909	0	2,909	2,914	0	2,914
Jenis Kebangsaan (C) / National Type (C)	1,279	0	1,279	1,424	0	1,424
Jenis Kebangsaan (T) / National Type (T)	147	0	147	155	0	155
SABK / GARS	0	0	0	0	0	0
Pendidikan Khas / Special Education	25	0	25	22	0	22
Model Khas Komprehensif 9 / Special Model Comprehensive 9	0	0	0	0	0	0
Jumlah Kecil / Sub-total	4,360	0	4,360	4,515	0	4,515
SEKOLAH MENENGAH / SECONDARY SCHOOLS						
Biasa / Regular	3,524	0	3,524	2,841	0	2,841
Asrama Penuh / Fully Residential	55	0	55	58	0	58
Agama / Religious	25	0	25	25	0	25
Teknik / Technical	22	0	22	22	0	22
Kolej Vokasional / Vocational College	62	0	62	41	0	41
Kolej Tingkatan 6 / Form 6 College	30	0	30	36	0	36
SABK / GARS	42	0	42	64	0	64
Model Khas** / Special Model **	0	0	0	0	0	0
Pendidikan Khas / Special Education	22	0	22	19	0	19
Sukan** / Sports **	20	0	20	24	0	24
Seni / Arts	10	0	10	0	0	0
SBJK / BJKS	6	0	6	6	0	6
Jumlah Kecil / Sub-total	3,818	0	3,818	3,136	0	3,136
JUMLAH BESAR*** / GRAND TOTAL ***	8,178	0	8,178	7,651	0	7,651

Nota / Note :

- \* Termasuk Prasekolah Pendidikan Khas / Including Special Education pre-school.  
 \*\* Termasuk kelas Tahap 2 (Tahun 4, 5 dan 6) / Including classes at Level 2 (Year 4, 5 and 6).  
 \*\*\* Jumlah besar hanya untuk sekolah rendah dan menengah sahaja / Grand total includes primary and secondary schools only.

2.2.15 BILANGAN KELAS DAN BILIK DARJAH DI SEKOLAH RENDAH DAN MENENGAH KERAJAAN DAN BANTUAN KERAJAAN SEPERTI PADA 30 JUN 2018  
NUMBER OF CLASSES AND CLASSROOMS IN GOVERNMENT AND GOVERNMENT-AIDED PRIMARY AND SECONDARY SCHOOLS AS OF 30th JUNE 2018

WP LABUAN

Jenis Sekolah / Type of Schools	Bilangan Kelas / Number of Classes			Bilangan Bilik Darjah / Number of Classrooms		
	Bandar / Urban	Luar Bandar / Rural	Jumlah / Total	Bandar / Urban	Luar Bandar / Rural	Jumlah / Total
Prasekolah / Pre-school *	33	0	33	33	0	33
Jumlah / Total	33	0	33	33	0	33
SEKOLAH RENDAH / PRIMARY SCHOOLS						
Kebangsaan / National	267	0	267	268	0	268
Jenis Kebangsaan (C) / National Type (C)	48	0	48	48	0	48
Jenis Kebangsaan (T) / National Type (T)	0	0	0	0	0	0
SABK / GARS	0	0	0	0	0	0
Pendidikan Khas / Special Education	0	0	0	0	0	0
Model Khas Komprehensif 9 / Special Model Comprehensive 9	0	0	0	0	0	0
Jumlah Kecil / Sub-total	315	0	315	316	0	316
SEKOLAH MENENGAH / SECONDARY SCHOOLS						
Biasa / Regular	233	0	233	195	0	195
Asrama Penuh / Fully Residential	20	0	20	20	0	20
Agama / Religious	0	0	0	0	0	0
Teknik / Technical	0	0	0	0	0	0
Kolej Vokasional / Vocational College	31	0	31	20	0	20
Kolej Tingkatan 6 / Form 6 College	0	0	0	0	0	0
SABK / GARS	0	0	0	0	0	0
Model Khas** / Special Model **	0	0	0	0	0	0
Pendidikan Khas / Special Education	0	0	0	0	0	0
Sukan** / Sports **	0	0	0	0	0	0
Seni / Arts	0	0	0	0	0	0
SBJK / BJKS	0	0	0	0	0	0
Jumlah Kecil / Sub-total	284	0	284	235	0	235
JUMLAH BESAR*** / GRAND TOTAL ***	599	0	599	551	0	551

Nota / Note :

- \* Termasuk Prasekolah Pendidikan Khas / Including Special Education pre-school.  
 \*\* Termasuk kelas Tahap 2 (Tahun 4, 5 dan 6) / Including classes at Level 2 (Year 4, 5 and 6).  
 \*\*\* Jumlah besar hanya untuk sekolah rendah dan menengah sahaja / Grand total includes primary and secondary schools only.

2.2.16 BILANGAN KELAS DAN BILIK DARJAH DI SEKOLAH RENDAH DAN MENENGAH KERAJAAN DAN BANTUAN KERAJAAN SEPERTI PADA 30 JUN 2018  
NUMBER OF CLASSES AND CLASSROOMS IN GOVERNMENT AND GOVERNMENT-AIDED PRIMARY AND SECONDARY SCHOOLS AS OF 30th JUNE 2018

WP PUTRAJAYA

Jenis Sekolah / Type of Schools	Bilangan Kelas / Number of Classes			Bilangan Bilik Darjah / Number of Classrooms		
	Bandar / Urban	Luar Bandar / Rural	Jumlah / Total	Bandar / Urban	Luar Bandar / Rural	Jumlah / Total
Prasekolah / Pre-school *	47	0	47	44	0	44
<b>Jumlah / Total</b>	<b>47</b>	<b>0</b>	<b>47</b>	<b>44</b>	<b>0</b>	<b>44</b>
SEKOLAH RENDAH / PRIMARY SCHOOLS						
Kebangsaan / National	519	0	519	472	0	472
Jenis Kebangsaan (C) / National Type (C)	0	0	0	0	0	0
Jenis Kebangsaan (T) / National Type (T)	0	0	0	0	0	0
SABK / GARS	0	0	0	0	0	0
Pendidikan Khas / Special Education	0	0	0	0	0	0
Model Khas Komprehensif 9 / Special Model Comprehensive 9	0	0	0	0	0	0
<b>Jumlah Kecil / Sub-total</b>	<b>519</b>	<b>0</b>	<b>519</b>	<b>472</b>	<b>0</b>	<b>472</b>
SEKOLAH MENENGAH / SECONDARY SCHOOLS						
Biasa / Regular	301	0	301	378	0	378
Asrama Penuh / Fully Residential	30	0	30	30	0	30
Agama / Religious	21	0	21	0	0	0
Teknik / Technical	0	0	0	0	0	0
Kolej Vokasional / Vocational College	0	0	0	0	0	0
Kolej Tingkatan 6 / Form 6 College	0	0	0	0	0	0
SABK / GARS	0	0	0	0	0	0
Model Khas** / Special Model **	0	0	0	0	0	0
Pendidikan Khas / Special Education	0	0	0	0	0	0
Sukan** / Sports **	0	0	0	0	0	0
Seni / Arts	0	0	0	0	0	0
SBJK / BJKS	0	0	0	0	0	0
<b>Jumlah Kecil / Sub-total</b>	<b>352</b>	<b>0</b>	<b>352</b>	<b>408</b>	<b>0</b>	<b>408</b>
<b>JUMLAH BESAR*** / GRAND TOTAL ***</b>	<b>871</b>	<b>0</b>	<b>871</b>	<b>880</b>	<b>0</b>	<b>880</b>

## Nota / Note :

\* Termasuk Prasekolah Pendidikan Khas / Including Special Education pre-school.

\*\* Termasuk kelas Tahap 2 (Tahun 4, 5 dan 6) / Including classes at Level 2 (Year 4, 5 and 6).

\*\*\* Jumlah besar hanya untuk sekolah rendah dan menengah sahaja / Grand total includes primary and secondary schools only.





3.1 BILANGAN GURU SEKOLAH RENDAH DAN MENENGAH KERAJAAN DAN BANTUAN KERAJAAN SEPerti PADA 30 JUN 2018  
NUMBER OF TEACHERS IN GOVERNMENT AND GOVERNMENT-AIDED PRIMARY AND SECONDARY SCHOOLS AS OF 30th JUNE 2018

## MALAYSIA

Jenis Latihan / Type of Training	Siswazah Graduate			Bukan Siswazah Non-Graduate			Tiada Latihan dan Lain-lain** Untrained and Others**			Jumlah Total		
	L / M	P / F	J / T	L / M	P / F	J / T	L / M	P / F	J / T	L / M	P / F	J / T
Prasekolah / Pre-school	916	6,386	7,302	157	1,710	1,867	0	10	10	1,073	8,106	9,179
Jumlah Kecil / Sub-total	916	6,386	7,302	157	1,710	1,867	0	10	10	1,073	8,106	9,179
SEKOLAH RENDAH / PRIMARY SCHOOLS												
Kebangsaan / National	47,480	96,046	143,526	13,607	24,077	37,684	196	334	530	61,283	120,457	181,740
Jenis Kebangsaan (C) / National Type (C)	4,665	21,379	26,044	1,051	9,595	10,646	67	272	339	5,783	31,246	37,029
Jenis Kebangsaan (T) / National Type (T)	1,365	5,266	6,631	361	1,781	2,142	1	16	17	1,727	7,063	8,790
SABK / GARS	225	523	748	104	318	422	40	115	155	369	956	1,325
Pendidikan Khas / Special Education	215	436	651	42	105	147	0	0	0	257	541	798
Jumlah Kecil / Sub-total	53,950	123,650	177,600	15,165	35,876	51,041	304	737	1,041	69,419	160,263	229,682
SEKOLAH MENENGAH / SECONDARY SCHOOLS												
Biasa / Regular	41,927	108,995	150,922	1,325	1,817	3,142	312	897	1,209	43,564	111,709	155,273
Berasrama Penuh / Fully Residential	1,427	2,769	4,196	7	11	18	80	47	127	1,514	2,827	4,341
Agama / Religious	1,300	2,468	3,768	23	30	53	192	135	327	1,515	2,633	4,148
Teknik / Technical	156	339	495	2	1	3	0	0	0	158	340	498
Kolej Vokasional / Vocational College	3,261	4,936	8,197	347	67	414	242	158	400	3,850	5,161	9,011
SABK / GARS	1,746	3,351	5,097	215	400	615	729	846	1,575	2,690	4,597	7,287
Model Khas* / Special Model*	273	710	983	14	14	28	0	0	0	287	724	1,011
Pendidikan Khas / Special Education	125	297	422	4	1	5	0	0	0	129	298	427
Sukan / Sports	187	190	377	1	0	1	0	0	0	188	190	378
Seni / Arts	58	90	148	2	0	2	6	10	16	66	100	166
Kolej Tingkatan 6 / Form 6 College	263	655	918	0	0	0	0	0	0	263	655	918
SBJK / BJKS	5	10	15	0	0	0	0	0	0	5	10	15
Jumlah Kecil / Sub-total	50,728	124,810	175,538	1,940	2,341	4,281	1,561	2,093	3,654	54,229	129,244	183,473
JUMLAH BESAR / GRAND TOTAL	105,594	254,846	360,440	17,262	39,927	57,189	1,865	2,840	4,705	124,721	297,613	422,334

## Nota / Notes:

- \* Termasuk guru yang mengajar pada peringkat rendah, lantikan semula, guru Interim, guru kontrak dan Latihan Perguruan Berasaskan Sekolah (LPBS) / Includes teachers teaching at primary level, reappointed teacher, Interim teacher, contract teacher and School-based Teacher Training.
- \*\* Lain-lain adalah termasuk guru lantikan semula dan guru kontrak / Others are reappointed and contract teachers.

3.1A BILANGAN GURU SEKOLAH RENDAH DAN MENENGAH KERAJAAN DAN BANTUAN KERAJAAN MENGIKUT LOKASI (BANDAR) SEPerti PADA 30 JUN 2018  
NUMBER OF TEACHERS IN GOVERNMENT AND GOVERNMENT-AIDED PRIMARY AND SECONDARY SCHOOLS BY LOCATION (URBAN) AS OF 30th JUNE 2018

## MALAYSIA

Jenis Latihan / Type of Training	Siswazah Graduate			Bukan Siswazah Non-Graduate			Tiada Latihan dan Lain-lain** Untrained and Others**			Jumlah Total		
	L / M	P / F	J / T	L / M	P / F	J / T	L / M	P / F	J / T	L / M	P / F	J / T
Prasekolah / Pre-school	136	1,962	2,098	20	495	515	0	3	3	156	2,460	2,616
Jumlah Kecil / Sub-total	136	1,962	2,098	20	495	515	0	3	3	156	2,460	2,616
SEKOLAH RENDAH / PRIMARY SCHOOLS												
Kebangsaan / National	14,425	39,976	54,401	3,189	8,907	12,096	60	151	211	17,674	49,034	66,708
Jenis Kebangsaan (C) / National Type (C)	2,498	12,954	15,452	585	6,105	6,690	36	169	205	3,119	19,228	22,347
Jenis Kebangsaan (T) / National Type (T)	459	2,226	2,685	140	814	954	0	6	6	599	3,046	3,645
SABK / GARS	78	210	288	56	154	210	19	63	82	153	427	580
Pendidikan Khas / Special Education	152	311	463	33	79	112	0	0	0	185	390	575
Jumlah Kecil / Sub-total	17,612	55,677	73,289	4,003	16,059	20,062	115	389	504	21,730	72,125	93,855
SEKOLAH MENENGAH / SECONDARY SCHOOLS												
Biasa / Regular	18,792	61,389	80,181	470	855	1,325	71	258	329	19,333	62,502	81,835
Berasrama Penuh / Fully Residential	643	1,387	2,030	4	8	12	0	0	0	647	1,395	2,042
Agama / Religious	595	1,203	1,798	7	15	22	116	77	193	718	1,295	2,013
Teknik / Technical	138	309	447	2	1	3	0	0	0	140	310	450
Kolej Vokasional / Vocational College	1,774	2,826	4,600	221	37	258	125	84	209	2,120	2,947	5,067
SABK / GARS	570	1,422	1,992	57	180	237	234	312	546	861	1,914	2,775
Model Khas* / Special Model*	76	309	385	2	2	4	0	0	0	78	311	389
Pendidikan Khas / Special Education	108	241	349	4	1	5	0	0	0	112	242	354
Sukan / Sports	155	152	307	1	0	1	0	0	0	156	152	308
Seni / Arts	58	90	148	2	0	2	6	10	16	66	100	166
Kolej Tingkatan 6 / Form 6 College	161	486	647	0	0	0	0	0	0	161	486	647
SBJK / BJKS	5	10	15	0	0	0	0	0	0	5	10	15
Jumlah Kecil / Sub-total	23,075	69,824	92,899	770	1,099	1,869	552	741	1,293	24,397	71,664	96,061
JUMLAH BESAR / GRAND TOTAL	40,823	127,463	168,286	4,793	17,653	22,446	667	1,133	1,800	46,283	146,249	192,532

## Nota / Notes:

- \* Termasuk guru yang mengajar pada peringkat rendah, lantikan semula, guru Interim, guru kontrak dan Latihan Perguruan Berasaskan Sekolah (LPBS) / Includes teachers teaching at primary level, reappointed teacher, Interim teacher, contract teacher and School-based Teacher Training.
- \*\* Lain-lain adalah termasuk guru lantikan semula dan guru kontrak / Others are reappointed and contract teachers.

3.1B BILANGAN GURU SEKOLAH RENDAH DAN MENENGAH KERAJAAN DAN BANTUAN KERAJAAN MENGIKUT LOKASI (LUAR BANDAR) SEPERTI PADA 30 JUN 2018  
NUMBER OF TEACHERS IN GOVERNMENT AND GOVERNMENT-AIDED PRIMARY AND SECONDARY SCHOOLS BY LOCATION (RURAL) AS OF 30th JUNE 2018

## MALAYSIA

Jenis Latihan / Type of Training	Siswazah Graduate			Bukan Siswazah Non-Graduate			Tiada Latihan dan Lain-lain** Untrained and Others**			Jumlah Total		
	Jenis Sekolah / Type of Schools	L / M	P / F	J / T	L / M	P / F	J / T	L / M	P / F	J / T	L / M	P / F
Prasekolah / Pre-school	780	4,424	5,204	137	1,215	1,352	0	7	7	917	5,646	6,563
Jumlah Kecil / Sub-total	780	4,424	5,204	137	1,215	1,352	0	7	7	917	5,646	6,563
SEKOLAH RENDAH / PRIMARY SCHOOLS												
Kebangsaan / National	33,055	56,070	89,125	10,418	15,170	25,588	136	183	319	43,609	71,423	115,032
Jenis Kebangsaan (C) / National Type (C)	2,167	8,425	10,592	466	3,490	3,956	31	103	134	2,664	12,018	14,682
Jenis Kebangsaan (T) / National Type (T)	906	3,040	3,946	221	967	1,188	1	10	11	1,128	4,017	5,145
SABK / GARS	147	313	460	48	164	212	21	52	73	216	529	745
Pendidikan Khas / Special Education	63	125	188	9	26	35	0	0	0	72	151	223
Jumlah Kecil / Sub-total	36,338	67,973	104,311	11,162	19,817	30,979	189	348	537	47,689	88,138	135,827
SEKOLAH MENENGAH / SECONDARY SCHOOLS												
Biasa / Regular	23,135	47,606	70,741	855	962	1,817	241	639	880	24,231	49,207	73,438
Berasrama Penuh / Fully Residential	784	1,382	2,166	3	3	6	80	47	127	867	1,432	2,299
Agama / Religious	705	1,265	1,970	16	15	31	76	58	134	797	1,338	2,135
Teknik / Technical	18	30	48	0	0	0	0	0	0	18	30	48
Kolej Vokasional / Vocational College	1,487	2,110	3,597	126	30	156	117	74	191	1,730	2,214	3,944
SABK / GARS	1,176	1,929	3,105	158	220	378	495	534	1,029	1,829	2,683	4,512
Model Khas* / Special Model*	197	401	598	12	12	24	0	0	0	209	413	622
Pendidikan Khas / Special Education	17	56	73	0	0	0	0	0	0	17	56	73
Sukan / Sports	32	38	70	0	0	0	0	0	0	32	38	70
Seni / Arts	0	0	0	0	0	0	0	0	0	0	0	0
Kolej Tingkatan 6 / Form 6 College	102	169	271	0	0	0	0	0	0	102	169	271
SBJK / BJKS	0	0	0	0	0	0	0	0	0	0	0	0
Jumlah Kecil / Sub-total	27,653	54,986	82,639	1,170	1,242	2,412	1,009	1,352	2,361	29,832	57,580	87,412
JUMLAH BESAR / GRAND TOTAL	64,771	127,383	192,154	12,469	22,274	34,743	1,198	1,707	2,905	78,438	151,364	229,802

## Nota / Notes:

- \* Termasuk guru yang mengajar pada peringkat rendah, lantikan semula, guru Interim, guru kontrak dan Latihan Perguruan Berasaskan Sekolah (LPBS) / Includes teachers teaching at primary level, reappointed teacher, Interim teacher, contract teacher and School-based Teacher Training.
- \*\* Lain-lain adalah termasuk guru lantikan semula dan guru kontrak / Others are reappointed and contract teachers.

3.1.1 BILANGAN GURU SEKOLAH RENDAH DAN MENENGAH KERAJAAN DAN BANTUAN KERAJAAN SEPERTI PADA 30 JUN 2018  
NUMBER OF TEACHERS IN GOVERNMENT AND GOVERNMENT-AIDED PRIMARY AND SECONDARY SCHOOLS AS OF 30th JUNE 2018

## JOHOR

Jenis Latihan / Type of Training	Siswazah Graduate			Bukan Siswazah Non-Graduate			Tiada Latihan dan Lain-lain** Untrained and Others**			Jumlah Total		
	Jenis Sekolah / Type of Schools	L / M	P / F	J / T	L / M	P / F	J / T	L / M	P / F	J / T	L / M	P / F
Prasekolah / Pre-school	95	671	766	14	162	176	0	0	0	109	833	942
Jumlah Kecil / Sub-total	95	671	766	14	162	176	0	0	0	109	833	942
SEKOLAH RENDAH / PRIMARY SCHOOLS												
Kebangsaan / National	5,362	10,430	15,792	1,133	2,140	3,273	30	55	85	6,525	12,625	19,150
Jenis Kebangsaan (C) / National Type (C)	888	3,687	4,575	155	1,802	1,957	16	53	69	1,059	5,542	6,601
Jenis Kebangsaan (T) / National Type (T)	194	738	932	43	266	309	0	5	5	237	1,009	1,246
SABK / GARS	20	80	100	46	106	152	1	1	2	67	187	254
Pendidikan Khas / Special Education	29	60	89	11	18	29	0	0	0	40	78	118
Jumlah Kecil / Sub-total	6,493	14,995	21,488	1,388	4,332	5,720	47	114	161	7,928	19,441	27,369
SEKOLAH MENENGAH / SECONDARY SCHOOLS												
Biasa / Regular	5,017	13,559	18,576	101	157	258	16	46	62	5,134	13,762	18,896
Berasrama Penuh / Fully Residential	144	280	424	0	2	2	0	0	0	144	282	426
Agama / Religious	91	178	269	0	0	0	35	25	60	126	203	329
Teknik / Technical	16	39	55	1	0	1	0	0	0	17	39	56
Kolej Vokasional / Vocational College	320	464	784	48	8	56	13	12	25	381	484	865
SABK / GARS	167	296	463	8	14	22	72	150	222	247	460	707
Model Khas* / Special Model*	0	0	0	0	0	0	0	0	0	0	0	0
Pendidikan Khas / Special Education	22	67	89	0	0	0	0	0	0	22	67	89
Sukan / Sports	55	51	106	1	0	1	0	0	0	56	51	107
Seni / Arts	20	36	56	0	0	0	1	4	5	21	40	61
Kolej Tingkatan 6 / Form 6 College	19	30	49	0	0	0	0	0	0	19	30	49
SBJK / BJKS	0	0	0	0	0	0	0	0	0	0	0	0
Jumlah Kecil / Sub-total	5,871	15,000	20,871	159	181	340	137	237	374	6,167	15,418	21,585
JUMLAH BESAR / GRAND TOTAL	12,459	30,666	43,125	1,561	4,675	6,236	184	351	535	14,204	35,692	49,896

## Nota / Notes:

- \* Termasuk guru yang mengajar pada peringkat rendah, lantikan semula, guru Interim, guru kontrak dan Latihan Perguruan Berasaskan Sekolah (LPBS) / Includes teachers teaching at primary level, reappointed teacher, Interim teacher, contract teacher and School-based Teacher Training.
- \*\* Lain-lain adalah termasuk guru lantikan semula dan guru kontrak / Others are reappointed and contract teachers.

3.1.1A BILANGAN GURU SEKOLAH RENDAH DAN MENENGAH KERAJAAN DAN BANTUAN KERAJAAN MENGIKUT LOKASI (BANDAR) SEPERTI PADA 30 JUN 2018  
NUMBER OF TEACHERS IN GOVERNMENT AND GOVERNMENT-AIDED PRIMARY AND SECONDARY SCHOOLS BY LOCATION (URBAN) AS OF 30th JUNE 2018

## JOHOR

Jenis Latihan / Type of Training	Siswazah Graduate			Bukan Siswazah Non-Graduate			Tiada Latihan dan Lain-lain** Untrained and Others**			Jumlah Total		
	L / M	P / F	J / T	L / M	P / F	J / T	L / M	P / F	J / T	L / M	P / F	J / T
Prasekolah / Pre-school	28	252	280	2	64	66	0	0	0	30	316	346
Jumlah Kecil / Sub-total	28	252	280	2	64	66	0	0	0	30	316	346
SEKOLAH RENDAH / PRIMARY SCHOOLS												
Kebangsaan / National	2,306	5,335	7,641	348	906	1,254	16	40	56	2,670	6,281	8,951
Jenis Kebangsaan (C) / National Type (C)	474	2,191	2,665	94	1,140	1,234	7	30	37	575	3,361	3,936
Jenis Kebangsaan (T) / National Type (T)	67	320	387	15	147	162	0	1	1	82	468	550
SABK / GARS	19	67	86	42	93	135	1	1	2	62	161	223
Pendidikan Khas / Special Education	29	60	89	11	18	29	0	0	0	40	78	118
Jumlah Kecil / Sub-total	2,895	7,973	10,868	510	2,304	2,814	24	72	96	3,429	10,349	13,778
SEKOLAH MENENGAH / SECONDARY SCHOOLS												
Biasa / Regular	2,843	8,828	11,671	45	84	129	13	35	48	2,901	8,947	11,848
Berasrama Penuh / Fully Residential	85	158	243	0	2	2	0	0	0	85	160	245
Agama / Religious	80	164	244	0	0	0	35	25	60	115	189	304
Teknik / Technical	16	39	55	1	0	1	0	0	0	17	39	56
Kolej Vokasional / Vocational College	308	450	758	48	8	56	12	12	24	368	470	838
SABK / GARS	65	119	184	5	9	14	24	63	87	94	191	285
Model Khas* / Special Model*	0	0	0	0	0	0	0	0	0	0	0	0
Pendidikan Khas / Special Education	22	67	89	0	0	0	0	0	0	22	67	89
Sukan / Sports	55	51	106	1	0	1	0	0	0	56	51	107
Seni / Arts	20	36	56	0	0	0	1	4	5	21	40	61
Kolej Tingkatan 6 / Form 6 College	0	0	0	0	0	0	0	0	0	0	0	0
SBJK / BJKS	0	0	0	0	0	0	0	0	0	0	0	0
Jumlah Kecil / Sub-total	3,494	9,912	13,406	100	103	203	85	139	224	3,679	10,154	13,833
JUMLAH BESAR / GRAND TOTAL	6,417	18,137	24,554	612	2,471	3,083	109	211	320	7,138	20,819	27,957

## Nota / Notes:

- \* Termasuk guru yang mengajar pada peringkat rendah, lantikan semula, guru Interim, guru kontrak dan Latihan Perguruan Berasaskan Sekolah (LPBS) / Includes teachers teaching at primary level, reappointed teacher, Interim teacher, contract teacher and School-based Teacher Training.
- \*\* Lain-lain adalah termasuk guru lantikan semula dan guru kontrak / Others are reappointed and contract teachers.

3.1.1B BILANGAN GURU SEKOLAH RENDAH DAN MENENGAH KERAJAAN DAN BANTUAN KERAJAAN MENGIKUT LOKASI (LUAR BANDAR) SEPERTI PADA 30 JUN 2018  
NUMBER OF TEACHERS IN GOVERNMENT AND GOVERNMENT-AIDED PRIMARY AND SECONDARY SCHOOLS BY LOCATION (RURAL) AS OF 30th JUNE 2018

## JOHOR

Jenis Latihan / Type of Training	Siswazah Graduate			Bukan Siswazah Non-Graduate			Tiada Latihan dan Lain-lain** Untrained and Others**			Jumlah Total		
	L / M	P / F	J / T	L / M	P / F	J / T	L / M	P / F	J / T	L / M	P / F	J / T
Prasekolah / Pre-school	67	419	486	12	98	110	0	0	0	79	517	596
Jumlah Kecil / Sub-total	67	419	486	12	98	110	0	0	0	79	517	596
SEKOLAH RENDAH / PRIMARY SCHOOLS												
Kebangsaan / National	3,056	5,095	8,151	785	1,234	2,019	14	15	29	3,855	6,344	10,199
Jenis Kebangsaan (C) / National Type (C)	414	1,496	1,910	61	662	723	9	23	32	484	2,181	2,665
Jenis Kebangsaan (T) / National Type (T)	127	418	545	28	119	147	0	4	4	155	541	696
SABK / GARS	1	13	14	4	13	17	0	0	0	5	26	31
Pendidikan Khas / Special Education	0	0	0	0	0	0	0	0	0	0	0	0
Jumlah Kecil / Sub-total	3,598	7,022	10,620	878	2,028	2,906	23	42	65	4,499	9,092	13,591
SEKOLAH MENENGAH / SECONDARY SCHOOLS												
Biasa / Regular	2,174	4,731	6,905	56	73	129	3	11	14	2,233	4,815	7,048
Berasrama Penuh / Fully Residential	59	122	181	0	0	0	0	0	0	59	122	181
Agama / Religious	11	14	25	0	0	0	0	0	0	11	14	25
Teknik / Technical	0	0	0	0	0	0	0	0	0	0	0	0
Kolej Vokasional / Vocational College	12	14	26	0	0	0	1	1	1	13	14	27
SABK / GARS	102	177	279	3	5	8	48	87	135	153	269	422
Model Khas* / Special Model*	0	0	0	0	0	0	0	0	0	0	0	0
Pendidikan Khas / Special Education	0	0	0	0	0	0	0	0	0	0	0	0
Sukan / Sports	0	0	0	0	0	0	0	0	0	0	0	0
Seni / Arts	0	0	0	0	0	0	0	0	0	0	0	0
Kolej Tingkatan 6 / Form 6 College	19	30	49	0	0	0	0	0	0	19	30	49
SBJK / BJKS	0	0	0	0	0	0	0	0	0	0	0	0
Jumlah Kecil / Sub-total	2,377	5,088	7,465	59	78	137	52	98	150	2,488	5,264	7,752
JUMLAH BESAR / GRAND TOTAL	6,042	12,529	18,571	949	2,204	3,153	75	140	215	7,066	14,873	21,939

## Nota / Notes:

- \* Termasuk guru yang mengajar pada peringkat rendah, lantikan semula, guru Interim, guru kontrak dan Latihan Perguruan Berasaskan Sekolah (LPBS) / Includes teachers teaching at primary level, reappointed teacher, Interim teacher, contract teacher and School-based Teacher Training.
- \*\* Lain-lain adalah termasuk guru lantikan semula dan guru kontrak / Others are reappointed and contract teachers.

3.1.2 BILANGAN GURU SEKOLAH RENDAH DAN MENENGAH KERAJAAN DAN BANTUAN KERAJAAN SEPerti PADA 30 JUN 2018  
NUMBER OF TEACHERS IN GOVERNMENT AND GOVERNMENT-AIDED PRIMARY AND SECONDARY SCHOOLS AS OF 30th JUNE 2018

## KEDAH

Jenis Latihan / Type of Training	Siswazah Graduate			Bukan Siswazah Non-Graduate			Tiada Latihan dan Lain-lain** Untrained and Others**			Jumlah Total		
	L / M	P / F	J / T	L / M	P / F	J / T	L / M	P / F	J / T	L / M	P / F	J / T
Prasekolah / Pre-school	37	428	465	4	123	127	0	0	0	41	551	592
Jumlah Kecil / Sub-total	37	428	465	4	123	127	0	0	0	41	551	592
SEKOLAH RENDAH / PRIMARY SCHOOLS												
Kebangsaan / National	3,375	7,063	10,438	1,109	2,180	3,289	0	0	0	4,484	9,243	13,727
Jenis Kebangsaan (C) / National Type (C)	171	978	1,149	53	589	642	2	3	5	226	1,570	1,796
Jenis Kebangsaan (T) / National Type (T)	187	527	714	45	146	191	0	1	1	232	674	906
SABK / GARS	12	38	50	7	34	41	4	12	16	23	84	107
Pendidikan Khas / Special Education	17	47	64	3	8	11	0	0	0	20	55	75
Jumlah Kecil / Sub-total	3,762	8,653	12,415	1,217	2,957	4,174	6	16	22	4,985	11,626	16,611
SEKOLAH MENENGAH / SECONDARY SCHOOLS												
Biasa / Regular	3,394	8,028	11,422	134	188	322	0	1	1	3,528	8,217	11,745
Berasrama Penuh / Fully Residential	102	210	312	1	2	3	0	0	0	103	212	315
Agama / Religious	118	178	296	1	3	4	22	14	36	141	195	336
Teknik / Technical	21	38	59	0	0	0	0	0	0	21	38	59
Kolej Vokasional / Vocational College	214	339	553	18	14	32	13	14	27	245	367	612
SABK / GARS	249	332	581	37	59	96	98	108	206	384	499	883
Model Khas* / Special Model*	47	71	118	2	2	4	0	0	0	49	73	122
Pendidikan Khas / Special Education	30	42	72	0	0	0	0	0	0	30	42	72
Sukan / Sports	0	0	0	0	0	0	0	0	0	0	0	0
Seni / Arts	0	0	0	0	0	0	0	0	0	0	0	0
Kolej Tingkatan 6 / Form 6 College	17	36	53	0	0	0	0	0	0	17	36	53
SBJK / BJKS	0	0	0	0	0	0	0	0	0	0	0	0
Jumlah Kecil / Sub-total	4,192	9,274	13,466	193	268	461	133	137	270	4,518	9,679	14,197
<b>JUMLAH BESAR / GRAND TOTAL</b>	<b>7,991</b>	<b>18,355</b>	<b>26,346</b>	<b>1,414</b>	<b>3,348</b>	<b>4,762</b>	<b>139</b>	<b>153</b>	<b>292</b>	<b>9,544</b>	<b>21,856</b>	<b>31,400</b>

## Nota / Notes:

- \* Termasuk guru yang mengajar pada peringkat rendah, lantikan semula, guru Interim, guru kontrak dan Latihan Perguruan Berasaskan Sekolah (LPBS) / Includes teachers teaching at primary level, reappointed teacher, Interim teacher, contract teacher and School-based Teacher Training.
- \*\* Lain-lain adalah termasuk guru lantikan semula dan guru kontrak / Others are reappointed and contract teachers.

3.1.2A BILANGAN GURU SEKOLAH RENDAH DAN MENENGAH KERAJAAN DAN BANTUAN KERAJAAN MENGIKUT LOKASI (BANDAR) SEPerti PADA 30 JUN 2018  
NUMBER OF TEACHERS IN GOVERNMENT AND GOVERNMENT-AIDED PRIMARY AND SECONDARY SCHOOLS BY LOCATION (URBAN) AS OF 30th JUNE 2018

## KEDAH

Jenis Latihan / Type of Training	Siswazah Graduate			Bukan Siswazah Non-Graduate			Tiada Latihan dan Lain-lain** Untrained and Others**			Jumlah Total		
	L / M	P / F	J / T	L / M	P / F	J / T	L / M	P / F	J / T	L / M	P / F	J / T
Prasekolah / Pre-school	7	117	124	1	27	28	0	0	0	8	144	152
Jumlah Kecil / Sub-total	7	117	124	1	27	28	0	0	0	8	144	152
SEKOLAH RENDAH / PRIMARY SCHOOLS												
Kebangsaan / National	847	2,328	3,175	246	698	944	0	0	0	1,093	3,026	4,119
Jenis Kebangsaan (C) / National Type (C)	70	466	536	26	327	353	0	1	1	96	794	890
Jenis Kebangsaan (T) / National Type (T)	55	174	229	19	56	75	0	1	1	74	231	305
SABK / GARS	3	13	16	3	18	21	1	6	7	7	37	44
Pendidikan Khas / Special Education	5	23	28	3	5	8	0	0	0	8	28	36
Jumlah Kecil / Sub-total	980	3,004	3,984	297	1,104	1,401	1	8	9	1,278	4,116	5,394
SEKOLAH MENENGAH / SECONDARY SCHOOLS												
Biasa / Regular	1,591	4,215	5,806	61	83	144	0	1	1	1,652	4,299	5,951
Berasrama Penuh / Fully Residential	33	95	128	1	2	3	0	0	0	34	97	131
Agama / Religious	73	91	164	0	2	2	22	14	36	95	107	202
Teknik / Technical	21	38	59	0	0	0	0	0	0	21	38	59
Kolej Vokasional / Vocational College	214	339	553	18	14	32	13	14	27	245	367	612
SABK / GARS	34	47	81	3	6	9	10	11	21	47	64	111
Model Khas* / Special Model*	22	21	43	1	1	2	0	0	0	23	22	45
Pendidikan Khas / Special Education	30	42	72	0	0	0	0	0	0	30	42	72
Sukan / Sports	0	0	0	0	0	0	0	0	0	0	0	0
Seni / Arts	0	0	0	0	0	0	0	0	0	0	0	0
Kolej Tingkatan 6 / Form 6 College	0	0	0	0	0	0	0	0	0	0	0	0
SBJK / BJKS	0	0	0	0	0	0	0	0	0	0	0	0
Jumlah Kecil / Sub-total	2,018	4,888	6,906	84	108	192	45	40	85	2,147	5,036	7,183
<b>JUMLAH BESAR / GRAND TOTAL</b>	<b>3,005</b>	<b>8,009</b>	<b>11,014</b>	<b>382</b>	<b>1,239</b>	<b>1,621</b>	<b>46</b>	<b>48</b>	<b>94</b>	<b>3,433</b>	<b>9,296</b>	<b>12,729</b>

## Nota / Notes:

- \* Termasuk guru yang mengajar pada peringkat rendah, lantikan semula, guru Interim, guru kontrak dan Latihan Perguruan Berasaskan Sekolah (LPBS) / Includes teachers teaching at primary level, reappointed teacher, Interim teacher, contract teacher and School-based Teacher Training.
- \*\* Lain-lain adalah termasuk guru lantikan semula dan guru kontrak / Others are reappointed and contract teachers.

3.1.2B BILANGAN GURU SEKOLAH RENDAH DAN MENENGAH KERAJAAN DAN BANTUAN KERAJAAN MENGIKUT LOKASI (LUAR BANDAR) SEPerti PADA 30 JUN 2018  
NUMBER OF TEACHERS IN GOVERNMENT AND GOVERNMENT-AIDED PRIMARY AND SECONDARY SCHOOLS BY LOCATION (RURAL) AS OF 30th JUNE 2018

## KEDAH

Jenis Latihan / Type of Training	Siswazah Graduate			Bukan Siswazah Non-Graduate			Tiada Latihan dan Lain-lain** Untrained and Others**			Jumlah Total		
	L / M	P / F	J / T	L / M	P / F	J / T	L / M	P / F	J / T	L / M	P / F	J / T
Prasekolah / Pre-school	30	311	341	3	96	99	0	0	0	33	407	440
Jumlah Kecil / Sub-total	30	311	341	3	96	99	0	0	0	33	407	440
SEKOLAH RENDAH / PRIMARY SCHOOLS												
Kebangsaan / National	2,528	4,735	7,263	863	1,482	2,345	0	0	0	3,391	6,217	9,608
Jenis Kebangsaan (C) / National Type (C)	101	512	613	27	262	289	2	2	4	130	776	906
Jenis Kebangsaan (T) / National Type (T)	132	353	485	26	90	116	0	0	0	158	443	601
SABK / GARS	9	25	34	4	16	20	3	6	9	16	47	63
Pendidikan Khas / Special Education	12	24	36		3	3	0	0	0	12	27	39
Jumlah Kecil / Sub-total	2,782	5,649	8,431	920	1,853	2,773	5	8	13	3,707	7,510	11,217
SEKOLAH MENENGAH / SECONDARY SCHOOLS												
Biasa / Regular	1,803	3,813	5,616	73	105	178	0	0	0	1,876	3,918	5,794
Berasrama Penuh / Fully Residential	69	115	184	0	0	0	0	0	0	69	115	184
Agama / Religious	45	87	132	1	1	2	0	0	0	46	88	134
Teknik / Technical	0	0	0	0	0	0	0	0	0	0	0	0
Kolej Vokasional / Vocational College	0	0	0	0	0	0	0	0	0	0	0	0
SABK / GARS	215	285	500	34	53	87	88	97	185	337	435	772
Model Khas* / Special Model*	25	50	75	1	1	2	0	0	0	26	51	77
Pendidikan Khas / Special Education	0	0	0	0	0	0	0	0	0	0	0	0
Sukan / Sports	0	0	0	0	0	0	0	0	0	0	0	0
Seni / Arts	0	0	0	0	0	0	0	0	0	0	0	0
Kolej Tingkatan 6 / Form 6 College	17	36	53	0	0	0	0	0	0	17	36	53
SBJK / BJKS	0	0	0	0	0	0	0	0	0	0	0	0
Jumlah Kecil / Sub-total	2,174	4,386	6,560	109	160	269	88	97	185	2,371	4,643	7,014
JUMLAH BESAR / GRAND TOTAL	4,986	10,346	15,332	1,032	2,109	3,141	93	105	198	6,111	12,560	18,671

## Nota / Notes:

- \* Termasuk guru yang mengajar pada peringkat rendah, lantikan semula, guru Interim, guru kontrak dan Latihan Perguruan Berasaskan Sekolah (LPBS) / Includes teachers teaching at primary level, reappointed teacher, Interim teacher, contract teacher and School-based Teacher Training.
- \*\* Lain-lain adalah termasuk guru lantikan semula dan guru kontrak / Others are reappointed and contract teachers.

3.1.3 BILANGAN GURU SEKOLAH RENDAH DAN MENENGAH KERAJAAN DAN BANTUAN KERAJAAN SEPerti PADA 30 JUN 2018  
NUMBER OF TEACHERS IN GOVERNMENT AND GOVERNMENT-AIDED PRIMARY AND SECONDARY SCHOOLS AS OF 30th JUNE 2018

## KELANTAN

Jenis Latihan / Type of Training	Siswazah Graduate			Bukan Siswazah Non-Graduate			Tiada Latihan dan Lain-lain** Untrained and Others**			Jumlah Total		
	L / M	P / F	J / T	L / M	P / F	J / T	L / M	P / F	J / T	L / M	P / F	J / T
Prasekolah / Pre-school	82	455	537	18	161	179	0	0	0	100	616	716
Jumlah Kecil / Sub-total	82	455	537	18	161	179	0	0	0	100	616	716
SEKOLAH RENDAH / PRIMARY SCHOOLS												
Kebangsaan / National	3,944	6,806	10,750	1,687	2,623	4,310	0	0	0	5,631	9,429	15,060
Jenis Kebangsaan (C) / National Type (C)	53	232	285	17	147	164	0	0	0	70	379	449
Jenis Kebangsaan (T) / National Type (T)	3	7	10	0	1	1	0	0	0	3	8	11
SABK / GARS	9	12	21	5	3	8	1	2	3	15	17	32
Pendidikan Khas / Special Education	2	23	25	1	0	1	0	0	0	3	23	26
Jumlah Kecil / Sub-total	4,011	7,080	11,091	1,710	2,774	4,484	1	2	3	5,722	9,856	15,578
SEKOLAH MENENGAH / SECONDARY SCHOOLS												
Biasa / Regular	3,846	6,663	10,509	112	151	263	1	1	2	3,959	6,815	10,774
Berasrama Penuh / Fully Residential	104	200	304	0	0	0	0	0	0	104	200	304
Agama / Religious	172	285	457	2	2	4	3	11	14	177	298	475
Teknik / Technical	0	0	0	0	0	0	0	0	0	0	0	0
Kolej Vokasional / Vocational College	293	332	625	17	3	20	0	1	1	310	336	646
SABK / GARS	157	211	368	29	28	57	77	91	168	263	330	593
Model Khas* / Special Model*	0	0	0	0	0	0	0	0	0	0	0	0
Pendidikan Khas / Special Education	0	0	0	0	0	0	0	0	0	0	0	0
Sukan / Sports	0	0	0	0	0	0	0	0	0	0	0	0
Seni / Arts	0	0	0	0	0	0	0	0	0	0	0	0
Kolej Tingkatan 6 / Form 6 College	0	0	0	0	0	0	0	0	0	0	0	0
SBJK / BJKS	0	0	0	0	0	0	0	0	0	0	0	0
Jumlah Kecil / Sub-total	4,572	7,691	12,263	160	184	344	81	104	185	4,813	7,979	12,792
JUMLAH BESAR / GRAND TOTAL	8,665	15,226	23,891	1,888	3,119	5,007	82	106	188	10,635	18,451	29,086

## Nota / Notes:

- \* Termasuk guru yang mengajar pada peringkat rendah, lantikan semula, guru Interim, guru kontrak dan Latihan Perguruan Berasaskan Sekolah (LPBS) / Includes teachers teaching at primary level, reappointed teacher, Interim teacher, contract teacher and School-based Teacher Training.
- \*\* Lain-lain adalah termasuk guru lantikan semula dan guru kontrak / Others are reappointed and contract teachers.

3.1.3A BILANGAN GURU SEKOLAH RENDAH DAN MENENGAH KERAJAAN DAN BANTUAN KERAJAAN MENGIKUT LOKASI (BANDAR) SEPERTI PADA 30 JUN 2018  
NUMBER OF TEACHERS IN GOVERNMENT AND GOVERNMENT-AIDED PRIMARY AND SECONDARY SCHOOLS BY LOCATION (URBAN) AS OF 30th JUNE 2018

## KELANTAN

Jenis Latihan / Type of Training	Siswazah Graduate			Bukan Siswazah Non-Graduate			Tiada Latihan dan Lain-lain** Untrained and Others**			Jumlah Total		
	L / M	P / F	J / T	L / M	P / F	J / T	L / M	P / F	J / T	L / M	P / F	J / T
Prasekolah / Pre-school	9	71	80	1	26	27	0	0	0	10	97	107
Jumlah Kecil / Sub-total	9	71	80	1	26	27	0	0	0	10	97	107
SEKOLAH RENDAH / PRIMARY SCHOOLS												
Kebangsaan / National	527	1,365	1,892	225	546	771	0	0	0	752	1,911	2,663
Jenis Kebangsaan (C) / National Type (C)	35	199	234	11	124	135	0	0	0	46	323	369
Jenis Kebangsaan (T) / National Type (T)	0	0	0	0	0	0	0	0	0	0	0	0
SABK / GARS	0	0	0	0	0	0	0	0	0	0	0	0
Pendidikan Khas / Special Education	0	0	0	0	0	0	0	0	0	0	0	0
Jumlah Kecil / Sub-total	562	1,564	2,126	236	670	906	0	0	0	798	2,234	3,032
SEKOLAH MENENGAH / SECONDARY SCHOOLS												
Biasa / Regular	1,066	2,130	3,196	26	35	61	0	0	0	1,092	2,165	3,257
Berasrama Penuh / Fully Residential	22	39	61	0	0	0	0	0	0	22	39	61
Agama / Religious	52	95	147	0	1	1	0	0	0	52	96	148
Teknik / Technical	0	0	0	0	0	0	0	0	0	0	0	0
Kolej Vokasional / Vocational College	161	150	311	16	1	17	0	0	0	177	151	328
SABK / GARS	0	0	0	0	0	0	0	0	0	0	0	0
Model Khas* / Special Model*	0	0	0	0	0	0	0	0	0	0	0	0
Pendidikan Khas / Special Education	0	0	0	0	0	0	0	0	0	0	0	0
Sukan / Sports	0	0	0	0	0	0	0	0	0	0	0	0
Seni / Arts	0	0	0	0	0	0	0	0	0	0	0	0
Kolej Tingkatan 6 / Form 6 College	0	0	0	0	0	0	0	0	0	0	0	0
SBJK / BJKS	0	0	0	0	0	0	0	0	0	0	0	0
Jumlah Kecil / Sub-total	1,301	2,414	3,715	42	37	79	0	0	0	1,343	2,451	3,794
JUMLAH BESAR / GRAND TOTAL	1,872	4,049	5,921	279	733	1,012	0	0	0	2,151	4,782	6,933

## Nota / Notes:

- \* Termasuk guru yang mengajar pada peringkat rendah, lantikan semula, guru Interim, guru kontrak dan Latihan Perguruan Berasaskan Sekolah (LPBS) / Includes teachers teaching at primary level, reappointed teacher, Interim teacher, contract teacher and School-based Teacher Training.
- \*\* Lain-lain adalah termasuk guru lantikan semula dan guru kontrak / Others are reappointed and contract teachers.

3.1.3B BILANGAN GURU SEKOLAH RENDAH DAN MENENGAH KERAJAAN DAN BANTUAN KERAJAAN MENGIKUT LOKASI (LUAR BANDAR) SEPERTI PADA 30 JUN 2018  
NUMBER OF TEACHERS IN GOVERNMENT AND GOVERNMENT-AIDED PRIMARY AND SECONDARY SCHOOLS BY LOCATION (RURAL) AS OF 30th JUNE 2018

## KELANTAN

Jenis Latihan / Type of Training	Siswazah Graduate			Bukan Siswazah Non-Graduate			Tiada Latihan dan Lain-lain** Untrained and Others**			Jumlah Total		
	L / M	P / F	J / T	L / M	P / F	J / T	L / M	P / F	J / T	L / M	P / F	J / T
Prasekolah / Pre-school	73	384	457	17	135	152	0	0	0	90	519	609
Jumlah Kecil / Sub-total	73	384	457	17	135	152	0	0	0	90	519	609
SEKOLAH RENDAH / PRIMARY SCHOOLS												
Kebangsaan / National	3,417	5,441	8,858	1,462	2,077	3,539	0	0	0	4,879	7,518	12,397
Jenis Kebangsaan (C) / National Type (C)	18	33	51	6	23	29	0	0	0	24	56	80
Jenis Kebangsaan (T) / National Type (T)	3	7	10	0	1	1	0	0	0	3	8	11
SABK / GARS	9	12	21	5	3	8	1	2	3	15	17	32
Pendidikan Khas / Special Education	2	23	25	1	0	1	0	0	0	3	23	26
Jumlah Kecil / Sub-total	3,449	5,516	8,965	1,474	2,104	3,578	1	2	3	4,924	7,622	12,546
SEKOLAH MENENGAH / SECONDARY SCHOOLS												
Biasa / Regular	2,780	4,533	7,313	86	116	202	1	1	2	2,867	4,650	7,517
Berasrama Penuh / Fully Residential	82	161	243	0	0	0	0	0	0	82	161	243
Agama / Religious	120	190	310	2	1	3	3	11	14	125	202	327
Teknik / Technical	0	0	0	0	0	0	0	0	0	0	0	0
Kolej Vokasional / Vocational College	132	182	314	1	2	3	0	1	1	133	185	318
SABK / GARS	157	211	368	29	28	57	77	91	168	263	330	593
Model Khas* / Special Model*	0	0	0	0	0	0	0	0	0	0	0	0
Pendidikan Khas / Special Education	0	0	0	0	0	0	0	0	0	0	0	0
Sukan / Sports	0	0	0	0	0	0	0	0	0	0	0	0
Seni / Arts	0	0	0	0	0	0	0	0	0	0	0	0
Kolej Tingkatan 6 / Form 6 College	0	0	0	0	0	0	0	0	0	0	0	0
SBJK / BJKS	0	0	0	0	0	0	0	0	0	0	0	0
Jumlah Kecil / Sub-total	3,271	5,277	8,548	118	147	265	81	104	185	3,470	5,528	8,998
JUMLAH BESAR / GRAND TOTAL	6,793	11,177	17,970	1,609	2,386	3,995	82	106	188	8,484	13,669	22,153

## Nota / Notes:

- \* Termasuk guru yang mengajar pada peringkat rendah, lantikan semula, guru Interim, guru kontrak dan Latihan Perguruan Berasaskan Sekolah (LPBS) / Includes teachers teaching at primary level, reappointed teacher, Interim teacher, contract teacher and School-based Teacher Training.
- \*\* Lain-lain adalah termasuk guru lantikan semula dan guru kontrak / Others are reappointed and contract teachers.

3.1.4 BILANGAN GURU SEKOLAH RENDAH DAN MENENGAH KERAJAAN DAN BANTUAN KERAJAAN SEPerti PADA 30 JUN 2018  
NUMBER OF TEACHERS IN GOVERNMENT AND GOVERNMENT-AIDED PRIMARY AND SECONDARY SCHOOLS AS OF 30th JUNE 2018

## MELAKA

Jenis Latihan / Type of Training	Siswazah Graduate			Bukan Siswazah Non-Graduate			Tiada Latihan dan Lain-lain** Untrained and Others**			Jumlah Total		
	Jenis Sekolah / Type of Schools	L / M	P / F	J / T	L / M	P / F	J / T	L / M	P / F	J / T	L / M	P / F
Prasekolah / Pre-school	11	191	202	2	43	45	0	0	0	13	234	247
Jumlah Kecil / Sub-total	11	191	202	2	43	45	0	0	0	13	234	247
SEKOLAH RENDAH / PRIMARY SCHOOLS												
Kebangsaan / National	1,283	3,323	4,606	262	625	887	1	5	6	1,546	3,953	5,499
Jenis Kebangsaan (C) / National Type (C)	195	926	1,121	34	329	363	4	9	13	233	1,264	1,497
Jenis Kebangsaan (T) / National Type (T)	49	199	248	14	70	84	0	0	0	63	269	332
SABK / GARS	61	130	191	6	37	43	1	0	1	68	167	235
Pendidikan Khas / Special Education	7	16	23	0	1	1	0	0	0	7	17	24
Jumlah Kecil / Sub-total	1,595	4,594	6,189	316	1,062	1,378	6	14	20	1,917	5,670	7,587
SEKOLAH MENENGAH / SECONDARY SCHOOLS												
Biasa / Regular	1,376	3,763	5,139	27	41	68	0	1	1	1,403	3,805	5,208
Berasrama Penuh / Fully Residential	39	80	119	0	0	0	12	10	22	51	90	141
Agama / Religious	62	139	201	2	2	4	0	0	0	64	141	205
Teknik / Technical	15	37	52	0	0	0	0	0	0	15	37	52
Kolej Vokasional / Vocational College	122	185	307	14	2	16	8	2	10	144	189	333
SABK / GARS	94	135	229	3	1	4	17	12	29	114	148	262
Model Khas* / Special Model*	0	0	0	0	0	0	0	0	0	0	0	0
Pendidikan Khas / Special Education	0	0	0	0	0	0	0	0	0	0	0	0
Sukan / Sports	0	0	0	0	0	0	0	0	0	0	0	0
Seni / Arts	0	0	0	0	0	0	0	0	0	0	0	0
Kolej Tingkatan 6 / Form 6 College	0	0	0	0	0	0	0	0	0	0	0	0
SBJK / BJKS	0	0	0	0	0	0	0	0	0	0	0	0
Jumlah Kecil / Sub-total	1,708	4,339	6,047	46	46	92	37	25	62	1,791	4,410	6,201
JUMLAH BESAR / GRAND TOTAL	3,314	9,124	12,438	364	1,151	1,515	43	39	82	3,721	10,314	14,035

## Nota / Notes:

- \* Termasuk guru yang mengajar pada peringkat rendah, lantikan semula, guru Interim, guru kontrak dan Latihan Perguruan Berasaskan Sekolah (LPBS) / Includes teachers teaching at primary level, reappointed teacher, Interim teacher, contract teacher and School-based Teacher Training.
- \*\* Lain-lain adalah termasuk guru lantikan semula dan guru kontrak / Others are reappointed and contract teachers.

3.1.4A BILANGAN GURU SEKOLAH RENDAH DAN MENENGAH KERAJAAN DAN BANTUAN KERAJAAN MENGIKUT LOKASI (BANDAR) SEPerti PADA 30 JUN 2018  
NUMBER OF TEACHERS IN GOVERNMENT AND GOVERNMENT-AIDED PRIMARY AND SECONDARY SCHOOLS BY LOCATION (URBAN) AS OF 30th JUNE 2018

## MELAKA

Jenis Latihan / Type of Training	Siswazah Graduate			Bukan Siswazah Non-Graduate			Tiada Latihan dan Lain-lain** Untrained and Others**			Jumlah Total		
	Jenis Sekolah / Type of Schools	L / M	P / F	J / T	L / M	P / F	J / T	L / M	P / F	J / T	L / M	P / F
Prasekolah / Pre-school	2	40	42	1	6	7	0	0	0	3	46	49
Jumlah Kecil / Sub-total	2	40	42	1	6	7	0	0	0	3	46	49
SEKOLAH RENDAH / PRIMARY SCHOOLS												
Kebangsaan / National	327	852	1,179	57	155	212	0	2	2	384	1,009	1,393
Jenis Kebangsaan (C) / National Type (C)	62	342	404	11	146	157	3	4	7	76	492	568
Jenis Kebangsaan (T) / National Type (T)	16	73	89	3	11	14	0	0	0	19	84	103
SABK / GARS	0	0	0	0	0	0	0	0	0	0	0	0
Pendidikan Khas / Special Education	0	0	0	0	0	0	0	0	0	0	0	0
Jumlah Kecil / Sub-total	405	1,267	1,672	71	312	383	3	6	9	479	1,585	2,064
SEKOLAH MENENGAH / SECONDARY SCHOOLS												
Biasa / Regular	644	1,782	2,426	12	19	31	0	0	0	656	1,801	2,457
Berasrama Penuh / Fully Residential	16	48	64	0	0	0	0	0	0	16	48	64
Agama / Religious	22	30	52	1	2	3	0	0	0	23	32	55
Teknik / Technical	15	37	52	0	0	0	0	0	0	15	37	52
Kolej Vokasional / Vocational College	0	0	0	0	0	0	0	0	0	0	0	0
SABK / GARS	0	0	0	0	0	0	0	0	0	0	0	0
Model Khas* / Special Model*	0	0	0	0	0	0	0	0	0	0	0	0
Pendidikan Khas / Special Education	0	0	0	0	0	0	0	0	0	0	0	0
Sukan / Sports	0	0	0	0	0	0	0	0	0	0	0	0
Seni / Arts	0	0	0	0	0	0	0	0	0	0	0	0
Kolej Tingkatan 6 / Form 6 College	0	0	0	0	0	0	0	0	0	0	0	0
SBJK / BJKS	0	0	0	0	0	0	0	0	0	0	0	0
Jumlah Kecil / Sub-total	697	1,897	2,594	13	21	34	0	0	0	710	1,918	2,628
JUMLAH BESAR / GRAND TOTAL	1,104	3,204	4,308	85	339	424	3	6	9	1,192	3,549	4,741

## Nota / Notes:

- \* Termasuk guru yang mengajar pada peringkat rendah, lantikan semula, guru Interim, guru kontrak dan Latihan Perguruan Berasaskan Sekolah (LPBS) / Includes teachers teaching at primary level, reappointed teacher, Interim teacher, contract teacher and School-based Teacher Training.
- \*\* Lain-lain adalah termasuk guru lantikan semula dan guru kontrak / Others are reappointed and contract teachers.

3.1.4B BILANGAN GURU SEKOLAH RENDAH DAN MENENGAH KERAJAAN DAN BANTUAN KERAJAAN MENGIKUT LOKASI (LUAR BANDAR) SEPERTI PADA 30 JUN 2018  
NUMBER OF TEACHERS IN GOVERNMENT AND GOVERNMENT-AIDED PRIMARY AND SECONDARY SCHOOLS BY LOCATION (RURAL) AS OF 30th JUNE 2018

## MELAKA

Jenis Latihan / Type of Training	Siswazah Graduate			Bukan Siswazah Non-Graduate			Tiada Latihan dan Lain-lain** Untrained and Others**			Jumlah Total		
	L / M	P / F	J / T	L / M	P / F	J / T	L / M	P / F	J / T	L / M	P / F	J / T
Prasekolah / Pre-school	9	151	160	1	37	38	0	0	0	10	188	198
Jumlah Kecil / Sub-total	9	151	160	1	37	38	0	0	0	10	188	198
SEKOLAH RENDAH / PRIMARY SCHOOLS												
Kebangsaan / National	956	2471	3,427	205	470	675	1	3	4	1,162	2,944	4,106
Jenis Kebangsaan (C) / National Type (C)	133	584	717	23	183	206	1	5	6	157	772	929
Jenis Kebangsaan (T) / National Type (T)	33	126	159	11	59	70	0	0	0	44	185	229
SABK / GARS	61	130	191	6	37	43	1	0	1	68	167	235
Pendidikan Khas / Special Education	7	16	23		1	1	0	0	0	7	17	24
Jumlah Kecil / Sub-total	1,190	3,327	4,517	245	750	995	3	8	11	1,438	4,085	5,523
SEKOLAH MENENGAH / SECONDARY SCHOOLS												
Biasa / Regular	732	1,981	2,713	15	22	37	0	1	1	747	2,004	2,751
Berasrama Penuh / Fully Residential	23	32	55	0	0	0	12	10	22	35	42	77
Agama / Religious	40	109	149	1	0	1	0	0	0	41	109	150
Teknik / Technical	0	0	0	0	0	0	0	0	0	0	0	0
Kolej Vokasional / Vocational College	122	185	307	14	2	16	8	2	10	144	189	333
SABK / GARS	94	135	229	3	1	4	17	12	29	114	148	262
Model Khas* / Special Model*	0	0	0	0	0	0	0	0	0	0	0	0
Pendidikan Khas / Special Education	0	0	0	0	0	0	0	0	0	0	0	0
Sukan / Sports	0	0	0	0	0	0	0	0	0	0	0	0
Seni / Arts	0	0	0	0	0	0	0	0	0	0	0	0
Kolej Tingkatan 6 / Form 6 College	0	0	0	0	0	0	0	0	0	0	0	0
SBJK / BJKS	0	0	0	0	0	0	0	0	0	0	0	0
Jumlah Kecil / Sub-total	1,011	2,442	3,453	33	25	58	37	25	62	1,081	2,492	3,573
JUMLAH BESAR / GRAND TOTAL	2,210	5,920	8,130	279	812	1,091	40	33	73	2,529	6,765	9,294

## Nota / Notes:

- \* Termasuk guru yang mengajar pada peringkat rendah, lantikan semula, guru Interim, guru kontrak dan Latihan Perguruan Berasaskan Sekolah (LPBS) / Includes teachers teaching at primary level, reappointed teacher, Interim teacher, contract teacher and School-based Teacher Training.
- \*\* Lain-lain adalah termasuk guru lantikan semula dan guru kontrak / Others are reappointed and contract teachers.

3.1.5 BILANGAN GURU SEKOLAH RENDAH DAN MENENGAH KERAJAAN DAN BANTUAN KERAJAAN SEPERTI PADA 30 JUN 2018  
NUMBER OF TEACHERS IN GOVERNMENT AND GOVERNMENT-AIDED PRIMARY AND SECONDARY SCHOOLS AS OF 30th JUNE 2018

## NEGERI SEMBILAN

Jenis Latihan / Type of Training	Siswazah Graduate			Bukan Siswazah Non-Graduate			Tiada Latihan dan Lain-lain** Untrained and Others**			Jumlah Total		
	L / M	P / F	J / T	L / M	P / F	J / T	L / M	P / F	J / T	L / M	P / F	J / T
Prasekolah / Pre-school	23	227	250	3	52	55	0	0	0	26	279	305
Jumlah Kecil / Sub-total	23	227	250	3	52	55	0	0	0	26	279	305
SEKOLAH RENDAH / PRIMARY SCHOOLS												
Kebangsaan / National	1,462	3,858	5,320	343	870	1,213	2	10	12	1,807	4,738	6,545
Jenis Kebangsaan (C) / National Type (C)	225	965	1,190	38	478	516	3	22	25	266	1,465	1,731
Jenis Kebangsaan (T) / National Type (T)	145	619	764	44	202	246	0	5	5	189	826	1,015
SABK / GARS	0	0	0	0	0	0	0	0	0	0	0	0
Pendidikan Khas / Special Education	11	19	30	0	7	7	0	0	0	11	26	37
Jumlah Kecil / Sub-total	1,843	5,461	7,304	425	1,557	1,982	5	37	42	2,273	7,055	9,328
SEKOLAH MENENGAH / SECONDARY SCHOOLS												
Biasa / Regular	1,512	4,533	6,045	27	54	81	0	0	0	1,539	4,587	6,126
Berasrama Penuh / Fully Residential	141	349	490	0	0	0	0	0	0	141	349	490
Agama / Religious	46	87	133	0	0	0	17	8	25	63	95	158
Teknik / Technical	16	36	52	0	0	0	0	0	0	16	36	52
Kolej Vokasional / Vocational College	172	405	577	15	0	15	20	20	40	207	425	632
SABK / GARS	100	237	337	12	30	42	75	79	154	187	346	533
Model Khas* / Special Model*	24	88	112	0	1	1	0	0	0	24	89	113
Pendidikan Khas / Special Education	0	0	0	0	0	0	0	0	0	0	0	0
Sukan / Sports	0	0	0	0	0	0	0	0	0	0	0	0
Seni / Arts	0	0	0	0	0	0	0	0	0	0	0	0
Kolej Tingkatan 6 / Form 6 College	0	0	0	0	0	0	0	0	0	0	0	0
SBJK / BJKS	0	0	0	0	0	0	0	0	0	0	0	0
Jumlah Kecil / Sub-total	2,011	5,735	7,746	54	85	139	112	107	219	2,177	5,927	8,104
JUMLAH BESAR / GRAND TOTAL	3,877	11,423	15,300	482	1,694	2,176	117	144	261	4,476	13,261	17,737

## Nota / Notes:

- \* Termasuk guru yang mengajar pada peringkat rendah, lantikan semula, guru Interim, guru kontrak dan Latihan Perguruan Berasaskan Sekolah (LPBS) / Includes teachers teaching at primary level, reappointed teacher, Interim teacher, contract teacher and School-based Teacher Training.
- \*\* Lain-lain adalah termasuk guru lantikan semula dan guru kontrak / Others are reappointed and contract teachers.

3.1.5A BILANGAN GURU SEKOLAH RENDAH DAN MENENGAH KERAJAAN DAN BANTUAN KERAJAAN MENGIKUT LOKASI (BANDAR) SEPERTI PADA 30 JUN 2018  
NUMBER OF TEACHERS IN GOVERNMENT AND GOVERNMENT-AIDED PRIMARY AND SECONDARY SCHOOLS BY LOCATION (URBAN) AS OF 30th JUNE 2018

## NEGERI SEMBILAN

Jenis Latihan / Type of Training	Siswazah Graduate			Bukan Siswazah Non-Graduate			Tiada Latihan dan Lain-lain** Untrained and Others**			Jumlah Total		
	L / M	P / F	J / T	L / M	P / F	J / T	L / M	P / F	J / T	L / M	P / F	J / T
Prasekolah / Pre-school	5	83	88	1	21	22	0	0	0	6	104	110
Jumlah Kecil / Sub-total	5	83	88	1	21	22	0	0	0	6	104	110
SEKOLAH RENDAH / PRIMARY SCHOOLS												
Kebangsaan / National	521	1,810	2,331	116	394	510	2	4	6	639	2,208	2,847
Jenis Kebangsaan (C) / National Type (C)	97	561	658	23	263	286	3	11	14	123	835	958
Jenis Kebangsaan (T) / National Type (T)	45	232	277	14	65	79	0	4	4	59	301	360
SABK / GARS	0	0	0	0	0	0	0	0	0	0	0	0
Pendidikan Khas / Special Education	11	19	30	0	7	7	0	0	0	11	26	37
Jumlah Kecil / Sub-total	674	2,622	3,296	153	729	882	5	19	24	832	3,370	4,202
SEKOLAH MENENGAH / SECONDARY SCHOOLS												
Biasa / Regular	806	2,885	3,691	15	39	54	0	0	0	821	2,924	3,745
Berasrama Penuh / Fully Residential	46	119	165	0	0	0	0	0	0	46	119	165
Agama / Religious	18	46	64	0	0	0	0	0	0	18	46	64
Teknik / Technical	16	36	52	0	0	0	0	0	0	16	36	52
Kolej Vokasional / Vocational College	100	282	382	11	0	11	7	11	18	118	293	411
SABK / GARS	39	112	151	3	18	21	24	36	60	66	166	232
Model Khas*) / Special Model*	0	0	0	0	0	0	0	0	0	0	0	0
Pendidikan Khas / Special Education	0	0	0	0	0	0	0	0	0	0	0	0
Sukan / Sports	0	0	0	0	0	0	0	0	0	0	0	0
Seni / Arts	0	0	0	0	0	0	0	0	0	0	0	0
Kolej Tingkatan 6 / Form 6 College	0	0	0	0	0	0	0	0	0	0	0	0
SBJK / BJKS	0	0	0	0	0	0	0	0	0	0	0	0
Jumlah Kecil / Sub-total	1,025	3,480	4,505	29	57	86	31	47	78	1,085	3,584	4,669
JUMLAH BESAR / GRAND TOTAL	1,704	6,185	7,889	183	807	990	36	66	102	1,923	7,058	8,981

## Nota / Notes:

- \* Termasuk guru yang mengajar pada peringkat rendah, lantikan semula, guru Interim, guru kontrak dan Latihan Perguruan Berasaskan Sekolah (LPBS) / Includes teachers teaching at primary level, reappointed teacher, Interim teacher, contract teacher and School-based Teacher Training.
- \*\* Lain-lain adalah termasuk guru lantikan semula dan guru kontrak / Others are reappointed and contract teachers.

3.1.5B BILANGAN GURU SEKOLAH RENDAH DAN MENENGAH KERAJAAN DAN BANTUAN KERAJAAN MENGIKUT LOKASI (LUAR BANDAR) SEPERTI PADA 30 JUN 2018  
NUMBER OF TEACHERS IN GOVERNMENT AND GOVERNMENT-AIDED PRIMARY AND SECONDARY SCHOOLS BY LOCATION (RURAL) AS OF 30th JUNE 2018

## NEGERI SEMBILAN

Jenis Latihan / Type of Training	Siswazah Graduate			Bukan Siswazah Non-Graduate			Tiada Latihan dan Lain-lain** Untrained and Others**			Jumlah Total		
	L / M	P / F	J / T	L / M	P / F	J / T	L / M	P / F	J / T	L / M	P / F	J / T
Prasekolah / Pre-school	18	144	162	2	31	33	0	0	0	20	175	195
Jumlah Kecil / Sub-total	18	144	162	2	31	33	0	0	0	20	175	195
SEKOLAH RENDAH / PRIMARY SCHOOLS												
Kebangsaan / National	941	2,048	2,989	227	476	703	0	6	6	1,168	2,530	3,698
Jenis Kebangsaan (C) / National Type (C)	128	404	532	15	215	230	0	11	11	143	630	773
Jenis Kebangsaan (T) / National Type (T)	100	387	487	30	137	167	0	1	1	130	525	655
SABK / GARS	0	0	0	0	0	0	0	0	0	0	0	0
Pendidikan Khas / Special Education	0	0	0	0	0	0	0	0	0	0	0	0
Jumlah Kecil / Sub-total	1,169	2,839	4,008	272	828	1,100	0	18	18	1,441	3,685	5,126
SEKOLAH MENENGAH / SECONDARY SCHOOLS												
Biasa / Regular	706	1,648	2,354	12	15	27	0	0	0	718	1,663	2,381
Berasrama Penuh / Fully Residential	95	230	325	0	0	0	0	0	0	95	230	325
Agama / Religious	28	41	69	0	0	0	17	8	25	45	49	94
Teknik / Technical	0	0	0	0	0	0	0	0	0	0	0	0
Kolej Vokasional / Vocational College	72	123	195	4	0	4	13	9	22	89	132	221
SABK / GARS	61	125	186	9	12	21	51	43	94	121	180	301
Model Khas*) / Special Model*	24	88	112	0	1	1	0	0	0	24	89	113
Pendidikan Khas / Special Education	0	0	0	0	0	0	0	0	0	0	0	0
Sukan / Sports	0	0	0	0	0	0	0	0	0	0	0	0
Seni / Arts	0	0	0	0	0	0	0	0	0	0	0	0
Kolej Tingkatan 6 / Form 6 College	0	0	0	0	0	0	0	0	0	0	0	0
SBJK / BJKS	0	0	0	0	0	0	0	0	0	0	0	0
Jumlah Kecil / Sub-total	986	2,255	3,241	25	28	53	81	60	141	1,092	2,343	3,435
JUMLAH BESAR / GRAND TOTAL	2,173	5,238	7,411	299	887	1,186	81	78	159	2,553	6,203	8,756

## Nota / Notes:

- \* Termasuk guru yang mengajar pada peringkat rendah, lantikan semula, guru Interim, guru kontrak dan Latihan Perguruan Berasaskan Sekolah (LPBS) / Includes teachers teaching at primary level, reappointed teacher, Interim teacher, contract teacher and School-based Teacher Training.
- \*\* Lain-lain adalah termasuk guru lantikan semula dan guru kontrak / Others are reappointed and contract teachers.

3.1.6 BILANGAN GURU SEKOLAH RENDAH DAN MENENGAH KERAJAAN DAN BANTUAN KERAJAAN SEPerti PADA 30 JUN 2018  
NUMBER OF TEACHERS IN GOVERNMENT AND GOVERNMENT-AIDED PRIMARY AND SECONDARY SCHOOLS AS OF 30th JUNE 2018

## PAHANG

Jenis Latihan / Type of Training	Siswazah Graduate			Bukan Siswazah Non-Graduate			Tiada Latihan dan Lain-lain** Untrained and Others**			Jumlah Total		
	Jenis Sekolah / Type of Schools	L / M	P / F	J / T	L / M	P / F	J / T	L / M	P / F	J / T	L / M	P / F
Prasekolah / Pre-school	92	528	620	7	115	122	0	4	4	99	647	746
Jumlah Kecil / Sub-total	92	528	620	7	115	122	0	4	4	99	647	746
SEKOLAH RENDAH / PRIMARY SCHOOLS												
Kebangsaan / National	3,340	6,420	9,760	731	1,333	2,064	15	13	28	4,086	7,766	11,852
Jenis Kebangsaan (C) / National Type (C)	208	951	1,159	46	367	413	3	20	23	257	1,338	1,595
Jenis Kebangsaan (T) / National Type (T)	80	277	357	18	72	90	1	1	2	99	350	449
SABK / GARS	4	8	12	2	8	10	9	19	28	15	35	50
Pendidikan Khas / Special Education	4	15	19	3	10	13	0	0	0	7	25	32
Jumlah Kecil / Sub-total	3,636	7,671	11,307	800	1,790	2,590	28	53	81	4,464	9,514	13,978
SEKOLAH MENENGAH / SECONDARY SCHOOLS												
Biasa / Regular	2,812	6,453	9,265	39	53	92	0	0	0	2,851	6,506	9,357
Berasrama Penuh / Fully Residential	169	259	428	0	0	0	38	20	58	207	279	486
Agama / Religious	55	115	170	0	0	0	0	0	0	55	115	170
Teknik / Technical	22	39	61	0	1	1	0	0	0	22	40	62
Kolej Vokasional / Vocational College	318	368	686	32	1	33	44	20	64	394	389	783
SABK / GARS	59	74	133	6	12	18	52	36	88	117	122	239
Model Khas* / Special Model*	86	176	262	4	6	10	0	0	0	90	182	272
Pendidikan Khas / Special Education	17	56	73	0	0	0	0	0	0	17	56	73
Sukan / Sports	32	38	70	0	0	0	0	0	0	32	38	70
Seni / Arts	0	0	0	0	0	0	0	0	0	0	0	0
Kolej Tingkatan 6 / Form 6 College	0	0	0	0	0	0	0	0	0	0	0	0
SBJK / BJKS	0	0	0	0	0	0	0	0	0	0	0	0
Jumlah Kecil / Sub-total	3,570	7,578	11,148	81	73	154	134	76	210	3,785	7,727	11,512
JUMLAH BESAR / GRAND TOTAL	7,298	15,777	23,075	888	1,978	2,866	162	133	295	8,348	17,888	26,236

## Nota / Notes:

- \* Termasuk guru yang mengajar pada peringkat rendah, lantikan semula, guru Interim, guru kontrak dan Latihan Perguruan Berasaskan Sekolah (LPBS) / Includes teachers teaching at primary level, reappointed teacher, Interim teacher, contract teacher and School-based Teacher Training.
- \*\* Lain-lain adalah termasuk guru lantikan semula dan guru kontrak / Others are reappointed and contract teachers.

3.1.6A BILANGAN GURU SEKOLAH RENDAH DAN MENENGAH KERAJAAN DAN BANTUAN KERAJAAN MENGIKUT LOKASI (BANDAR) SEPerti PADA 30 JUN 2018  
NUMBER OF TEACHERS IN GOVERNMENT AND GOVERNMENT-AIDED PRIMARY AND SECONDARY SCHOOLS BY LOCATION (URBAN) AS OF 30th JUNE 2018

## PAHANG

Jenis Latihan / Type of Training	Siswazah Graduate			Bukan Siswazah Non-Graduate			Tiada Latihan dan Lain-lain** Untrained and Others**			Jumlah Total		
	Jenis Sekolah / Type of Schools	L / M	P / F	J / T	L / M	P / F	J / T	L / M	P / F	J / T	L / M	P / F
Prasekolah / Pre-school	6	141	147	0	23	23	0	0	0	6	164	170
Jumlah Kecil / Sub-total	6	141	147	0	23	23	0	0	0	6	164	170
SEKOLAH RENDAH / PRIMARY SCHOOLS												
Kebangsaan / National	580	1,722	2,302	116	370	486	3	2	5	699	2,094	2,793
Jenis Kebangsaan (C) / National Type (C)	86	446	532	17	193	210	1	10	11	104	649	753
Jenis Kebangsaan (T) / National Type (T)	13	71	84	4	20	24	0	0	0	17	91	108
SABK / GARS	0	0	0	0	0	0	0	0	0	0	0	0
Pendidikan Khas / Special Education	4	15	19	3	10	13	0	0	0	7	25	32
Jumlah Kecil / Sub-total	683	2,254	2,937	140	593	733	4	12	16	827	2,859	3,686
SEKOLAH MENENGAH / SECONDARY SCHOOLS												
Biasa / Regular	1,034	2,917	3,951	18	30	48	0	0	0	1,052	2,947	3,999
Berasrama Penuh / Fully Residential	78	107	185	0	0	0	0	0	0	78	107	185
Agama / Religious	43	91	134	0	0	0	0	0	0	43	91	134
Teknik / Technical	22	39	61	0	1	1	0	0	0	22	40	62
Kolej Vokasional / Vocational College	123	123	246	15	0	15	16	7	23	154	130	284
SABK / GARS	0	0	0	0	0	0	0	0	0	0	0	0
Model Khas* / Special Model*	29	62	91	0	0	0	0	0	0	29	62	91
Pendidikan Khas / Special Education	0	0	0	0	0	0	0	0	0	0	0	0
Sukan / Sports	0	0	0	0	0	0	0	0	0	0	0	0
Seni / Arts	0	0	0	0	0	0	0	0	0	0	0	0
Kolej Tingkatan 6 / Form 6 College	0	0	0	0	0	0	0	0	0	0	0	0
SBJK / BJKS	0	0	0	0	0	0	0	0	0	0	0	0
Jumlah Kecil / Sub-total	1,329	3,339	4,668	33	31	64	16	7	23	1,378	3,377	4,755
JUMLAH BESAR / GRAND TOTAL	2,018	5,734	7,752	173	647	820	20	19	39	2,211	6,400	8,611

## Nota / Notes:

- \* Termasuk guru yang mengajar pada peringkat rendah, lantikan semula, guru Interim, guru kontrak dan Latihan Perguruan Berasaskan Sekolah (LPBS) / Includes teachers teaching at primary level, reappointed teacher, Interim teacher, contract teacher and School-based Teacher Training.
- \*\* Lain-lain adalah termasuk guru lantikan semula dan guru kontrak / Others are reappointed and contract teachers.

3.1.6B BILANGAN GURU SEKOLAH RENDAH DAN MENENGAH KERAJAAN DAN BANTUAN KERAJAAN MENGIKUT LOKASI (LUAR BANDAR) SEPerti PADA 30 JUN 2018  
NUMBER OF TEACHERS IN GOVERNMENT AND GOVERNMENT-AIDED PRIMARY AND SECONDARY SCHOOLS BY LOCATION (RURAL) AS OF 30th JUNE 2018

## PAHANG

Jenis Latihan / Type of Training	Siswazah Graduate			Bukan Siswazah Non-Graduate			Tiada Latihan dan Lain-lain** Untrained and Others**			Jumlah Total		
	L / M	P / F	J / T	L / M	P / F	J / T	L / M	P / F	J / T	L / M	P / F	J / T
Prasekolah / Pre-school	86	387	473	7	92	99	0	4	4	93	483	576
Jumlah Kecil / Sub-total	86	387	473	7	92	99	0	4	4	93	483	576
SEKOLAH RENDAH / PRIMARY SCHOOLS												
Kebangsaan / National	2,760	4,698	7,458	615	963	1,578	12	11	23	3,387	5,672	9,059
Jenis Kebangsaan (C) / National Type (C)	122	505	627	29	174	203	2	10	12	153	689	842
Jenis Kebangsaan (T) / National Type (T)	67	206	273	14	52	66	1	1	2	82	259	341
SABK / GARS	4	8	12	2	8	10	9	19	28	15	35	50
Pendidikan Khas / Special Education	0	0	0	0	0	0	0	0	0	0	0	0
Jumlah Kecil / Sub-total	2,953	5,417	8,370	660	1,197	1,857	24	41	65	3,637	6,655	10,292
SEKOLAH MENENGAH / SECONDARY SCHOOLS												
Biasa / Regular	1,778	3,536	5,314	21	23	44	0	0	0	1,799	3,559	5,358
Berasrama Penuh / Fully Residential	91	152	243	0	0	0	38	20	58	129	172	301
Agama / Religious	12	24	36	0	0	0	0	0	0	12	24	36
Teknik / Technical	0	0	0	0	0	0	0	0	0	0	0	0
Kolej Vokasional / Vocational College	195	245	440	17	1	18	28	13	41	240	259	499
SABK / GARS	59	74	133	6	12	18	52	36	88	117	122	239
Model Khas* / Special Model*	57	114	171	4	6	10	0	0	0	61	120	181
Pendidikan Khas / Special Education	17	56	73	0	0	0	0	0	0	17	56	73
Sukan / Sports	32	38	70	0	0	0	0	0	0	32	38	70
Seni / Arts	0	0	0	0	0	0	0	0	0	0	0	0
Kolej Tingkatan 6 / Form 6 College	0	0	0	0	0	0	0	0	0	0	0	0
SBJK / BJKS	0	0	0	0	0	0	0	0	0	0	0	0
Jumlah Kecil / Sub-total	2,241	4,239	6,480	48	42	90	118	69	187	2,407	4,350	6,757
JUMLAH BESAR / GRAND TOTAL	5,280	10,043	15,323	715	1,331	2,046	142	114	256	6,137	11,488	17,625

## Nota / Notes:

- \* Termasuk guru yang mengajar pada peringkat rendah, lantikan semula, guru Interim, guru kontrak dan Latihan Perguruan Berasaskan Sekolah (LPBS) / Includes teachers teaching at primary level, reappointed teacher, Interim teacher, contract teacher and School-based Teacher Training.
- \*\* Lain-lain adalah termasuk guru lantikan semula dan guru kontrak / Others are reappointed and contract teachers.

3.1.7 BILANGAN GURU SEKOLAH RENDAH DAN MENENGAH KERAJAAN DAN BANTUAN KERAJAAN SEPerti PADA 30 JUN 2018  
NUMBER OF TEACHERS IN GOVERNMENT AND GOVERNMENT-AIDED PRIMARY AND SECONDARY SCHOOLS AS OF 30th JUNE 2018

## PERAK

Jenis Latihan / Type of Training	Siswazah Graduate			Bukan Siswazah Non-Graduate			Tiada Latihan dan Lain-lain** Untrained and Others**			Jumlah Total		
	L / M	P / F	J / T	L / M	P / F	J / T	L / M	P / F	J / T	L / M	P / F	J / T
Prasekolah / Pre-school	70	569	639	12	189	201	0	0	0	82	758	840
Jumlah Kecil / Sub-total	70	569	639	12	189	201	0	0	0	82	758	840
SEKOLAH RENDAH / PRIMARY SCHOOLS												
Kebangsaan / National	3,599	7,236	10,835	1,143	2,614	3,757	8	9	17	4,750	9,859	14,609
Jenis Kebangsaan (C) / National Type (C)	526	2,082	2,608	151	1,235	1,386	10	40	50	687	3,357	4,044
Jenis Kebangsaan (T) / National Type (T)	289	1,060	1,349	88	372	460	0	3	3	377	1,435	1,812
SABK / GARS	8	17	25	2	14	16	0	2	2	10	33	43
Pendidikan Khas / Special Education	14	33	47	2	5	7	0	0	0	16	38	54
Jumlah Kecil / Sub-total	4,436	10,428	14,864	1,386	4,240	5,626	18	54	72	5,840	14,722	20,562
SEKOLAH MENENGAH / SECONDARY SCHOOLS												
Biasa / Regular	4,380	10,240	14,620	146	226	372	4	4	8	4,530	10,470	15,000
Berasrama Penuh / Fully Residential	179	273	452	1	3	4	0	0	0	180	276	456
Agama / Religious	72	108	180	1	1	2	25	19	44	98	128	226
Teknik / Technical	0	0	0	0	0	0	0	0	0	0	0	0
Kolej Vokasional / Vocational College	396	656	1,052	28	5	33	38	25	63	462	686	1,148
SABK / GARS	186	355	541	45	66	111	121	128	249	352	549	901
Model Khas* / Special Model*	32	39	71	3	1	4	0	0	0	35	40	75
Pendidikan Khas / Special Education	0	0	0	0	0	0	0	0	0	0	0	0
Sukan / Sports	0	0	0	0	0	0	0	0	0	0	0	0
Seni / Arts	0	0	0	0	0	0	0	0	0	0	0	0
Kolej Tingkatan 6 / Form 6 College	23	60	83	0	0	0	0	0	0	23	60	83
SBJK / BJKS	0	0	0	0	0	0	0	0	0	0	0	0
Jumlah Kecil / Sub-total	5,268	11,731	16,999	224	302	526	188	176	364	5,680	12,209	17,889
JUMLAH BESAR / GRAND TOTAL	9,774	22,728	32,502	1,622	4,731	6,353	206	230	436	11,602	27,689	39,291

## Nota / Notes:

- \* Termasuk guru yang mengajar pada peringkat rendah, lantikan semula, guru Interim, guru kontrak dan Latihan Perguruan Berasaskan Sekolah (LPBS) / Includes teachers teaching at primary level, reappointed teacher, Interim teacher, contract teacher and School-based Teacher Training.
- \*\* Lain-lain adalah termasuk guru lantikan semula dan guru kontrak / Others are reappointed and contract teachers.

3.1.7A BILANGAN GURU SEKOLAH RENDAH DAN MENENGAH KERAJAAN DAN BANTUAN KERAJAAN MENGIKUT LOKASI (BANDAR) SEPERTI PADA 30 JUN 2018  
NUMBER OF TEACHERS IN GOVERNMENT AND GOVERNMENT-AIDED PRIMARY AND SECONDARY SCHOOLS BY LOCATION (URBAN) AS OF 30th JUNE 2018

## PERAK

Jenis Latihan / Type of Training	Siswazah Graduate			Bukan Siswazah Non-Graduate			Tiada Latihan dan Lain-lain** Untrained and Others**			Jumlah Total		
	L / M	P / F	J / T	L / M	P / F	J / T	L / M	P / F	J / T	L / M	P / F	J / T
Prasekolah / Pre-school	10	175	185	1	53	54	0	0	0	11	228	239
Jumlah Kecil / Sub-total	10	175	185	1	53	54	0	0	0	11	228	239
SEKOLAH RENDAH / PRIMARY SCHOOLS												
Kebangsaan / National	977	2,810	3,787	292	1,001	1,293	3	4	7	1,272	3,815	5,087
Jenis Kebangsaan (C) / National Type (C)	214	958	1,172	68	612	680	4	21	25	286	1,591	1,877
Jenis Kebangsaan (T) / National Type (T)	65	325	390	30	123	153	0	0	0	95	448	543
SABK / GARS	0	0	0	0	0	0	0	0	0	0	0	0
Pendidikan Khas / Special Education	14	33	47	2	5	7	0	0	0	16	38	54
Jumlah Kecil / Sub-total	1,270	4,126	5,396	392	1,741	2,133	7	25	32	1,669	5,892	7,561
SEKOLAH MENENGAH / SECONDARY SCHOOLS												
Biasa / Regular	2,157	5,655	7,812	72	123	195	4	3	7	2,233	5,781	8,014
Berasrama Penuh / Fully Residential	76	121	197	1	3	4	0	0	0	77	124	201
Agama / Religious	19	33	52	1	0	1	0	0	0	20	33	53
Teknik / Technical	0	0	0	0	0	0	0	0	0	0	0	0
Kolej Vokasional / Vocational College	141	228	369	18	2	20	11	4	15	170	234	404
SABK / GARS	23	49	72	2	3	5	36	43	79	61	95	156
Model Khas* / Special Model*	0	0	0	0	0	0	0	0	0	0	0	0
Pendidikan Khas / Special Education	0	0	0	0	0	0	0	0	0	0	0	0
Sukan / Sports	0	0	0	0	0	0	0	0	0	0	0	0
Seni / Arts	0	0	0	0	0	0	0	0	0	0	0	0
Kolej Tingkatan 6 / Form 6 College	23	60	83	0	0	0	0	0	0	23	60	83
SBJK / BJKS	0	0	0	0	0	0	0	0	0	0	0	0
Jumlah Kecil / Sub-total	2,439	6,146	8,585	94	131	225	51	50	101	2,584	6,327	8,911
JUMLAH BESAR / GRAND TOTAL	3,719	10,447	14,166	487	1,925	2,412	58	75	133	4,264	12,447	16,711

## Nota / Notes:

- \* Termasuk guru yang mengajar pada peringkat rendah, lantikan semula, guru Interim, guru kontrak dan Latihan Perguruan Berasaskan Sekolah (LPBS) / Includes teachers teaching at primary level, reappointed teacher, Interim teacher, contract teacher and School-based Teacher Training.
- \*\* Lain-lain adalah termasuk guru lantikan semula dan guru kontrak / Others are reappointed and contract teachers.

3.1.7B BILANGAN GURU SEKOLAH RENDAH DAN MENENGAH KERAJAAN DAN BANTUAN KERAJAAN MENGIKUT LOKASI (LUAR BANDAR) SEPERTI PADA 30 JUN 2018  
NUMBER OF TEACHERS IN GOVERNMENT AND GOVERNMENT-AIDED PRIMARY AND SECONDARY SCHOOLS BY LOCATION (RURAL) AS OF 30th JUNE 2018

## PERAK

Jenis Latihan / Type of Training	Siswazah Graduate			Bukan Siswazah Non-Graduate			Tiada Latihan dan Lain-lain** Untrained and Others**			Jumlah Total		
	L / M	P / F	J / T	L / M	P / F	J / T	L / M	P / F	J / T	L / M	P / F	J / T
Prasekolah / Pre-school	60	394	454	11	136	147	0	0	0	71	530	601
Jumlah Kecil / Sub-total	60	394	454	11	136	147	0	0	0	71	530	601
SEKOLAH RENDAH / PRIMARY SCHOOLS												
Kebangsaan / National	2,622	4,426	7,048	851	1,613	2,464	5	5	10	3,478	6,044	9,522
Jenis Kebangsaan (C) / National Type (C)	312	1,124	1,436	83	623	706	6	19	25	401	1,766	2,167
Jenis Kebangsaan (T) / National Type (T)	224	735	959	58	249	307	0	3	3	282	987	1,269
SABK / GARS	8	17	25	2	14	16	0	2	2	10	33	43
Pendidikan Khas / Special Education	0	0	0	0	0	0	0	0	0	0	0	0
Jumlah Kecil / Sub-total	3,166	6,302	9,468	994	2,499	3,493	11	29	40	4,171	8,830	13,001
SEKOLAH MENENGAH / SECONDARY SCHOOLS												
Biasa / Regular	2,223	4,585	6,808	74	103	177	0	1	1	2,297	4,689	6,986
Berasrama Penuh / Fully Residential	103	152	255	0	0	0	0	0	0	103	152	255
Agama / Religious	53	75	128	0	1	1	25	19	44	78	95	173
Teknik / Technical	0	0	0	0	0	0	0	0	0	0	0	0
Kolej Vokasional / Vocational College	255	428	683	10	3	13	27	21	48	292	452	744
SABK / GARS	163	306	469	43	63	106	85	85	170	291	454	745
Model Khas* / Special Model*	32	39	71	3	1	4	0	0	0	35	40	75
Pendidikan Khas / Special Education	0	0	0	0	0	0	0	0	0	0	0	0
Sukan / Sports	0	0	0	0	0	0	0	0	0	0	0	0
Seni / Arts	0	0	0	0	0	0	0	0	0	0	0	0
Kolej Tingkatan 6 / Form 6 College	0	0	0	0	0	0	0	0	0	0	0	0
SBJK / BJKS	0	0	0	0	0	0	0	0	0	0	0	0
Jumlah Kecil / Sub-total	2,829	5,585	8,414	130	171	301	137	126	263	3,096	5,882	8,978
JUMLAH BESAR / GRAND TOTAL	6,055	12,281	18,336	1,135	2,806	3,941	148	155	303	7,338	15,242	22,580

## Nota / Notes:

- \* Termasuk guru yang mengajar pada peringkat rendah, lantikan semula, guru Interim, guru kontrak dan Latihan Perguruan Berasaskan Sekolah (LPBS) / Includes teachers teaching at primary level, reappointed teacher, Interim teacher, contract teacher and School-based Teacher Training.
- \*\* Lain-lain adalah termasuk guru lantikan semula dan guru kontrak / Others are reappointed and contract teachers.

3.1.8 BILANGAN GURU SEKOLAH RENDAH DAN MENENGAH KERAJAAN DAN BANTUAN KERAJAAN SEPERTI PADA 30 JUN 2018  
NUMBER OF TEACHERS IN GOVERNMENT AND GOVERNMENT-AIDED PRIMARY AND SECONDARY SCHOOLS AS OF 30th JUNE 2018

## PERLIS

Jenis Latihan / Type of Training	Siswazah Graduate			Bukan Siswazah Non-Graduate			Tiada Latihan dan Lain-lain** Untrained and Others**			Jumlah Total		
	L / M	P / F	J / T	L / M	P / F	J / T	L / M	P / F	J / T	L / M	P / F	J / T
Prasekolah / Pre-school	6	90	96	0	27	27	0	0	0	6	117	123
Jumlah Kecil / Sub-total	6	90	96	0	27	27	0	0	0	6	117	123
SEKOLAH RENDAH / PRIMARY SCHOOLS												
Kebangsaan / National	459	1,030	1,489	172	265	437	0	0	0	631	1,295	1,926
Jenis Kebangsaan (C) / National Type (C)	18	127	145	6	38	44	1	2	3	25	167	192
Jenis Kebangsaan (T) / National Type (T)	4	5	9	0	2	2	0	0	0	4	7	11
SABK / GARS	12	27	39	18	50	68	2	3	5	32	80	112
Pendidikan Khas / Special Education	9	17	26	0	5	5	0	0	0	9	22	31
Jumlah Kecil / Sub-total	502	1,206	1,708	196	360	556	3	5	8	701	1,571	2,272
SEKOLAH MENENGAH / SECONDARY SCHOOLS												
Biasa / Regular	550	1,184	1,734	26	10	36	0	0	0	576	1,194	1,770
Berasrama Penuh / Fully Residential	27	29	56	1	0	1	0	0	0	28	29	57
Agama / Religious	35	102	137	1	0	1	9	4	13	45	106	151
Teknik / Technical	0	0	0	0	0	0	0	0	0	0	0	0
Kolej Vokasional / Vocational College	85	137	222	18	2	20	26	4	30	129	143	272
SABK / GARS	33	38	71	3	2	5	14	13	27	50	53	103
Model Khas* / Special Model*	0	0	0	0	0	0	0	0	0	0	0	0
Pendidikan Khas / Special Education	0	0	0	0	0	0	0	0	0	0	0	0
Sukan / Sports	0	0	0	0	0	0	0	0	0	0	0	0
Seni / Arts	0	0	0	0	0	0	0	0	0	0	0	0
Kolej Tingkatan 6 / Form 6 College	0	0	0	0	0	0	0	0	0	0	0	0
SBJK / BJKS	0	0	0	0	0	0	0	0	0	0	0	0
Jumlah Kecil / Sub-total	730	1,490	2,220	49	14	63	49	21	70	828	1,525	2,353
<b>JUMLAH BESAR / GRAND TOTAL</b>	<b>1,238</b>	<b>2,786</b>	<b>4,024</b>	<b>245</b>	<b>401</b>	<b>646</b>	<b>52</b>	<b>26</b>	<b>78</b>	<b>1,535</b>	<b>3,213</b>	<b>4,748</b>

## Nota / Notes:

- \* Termasuk guru yang mengajar pada peringkat rendah, lantikan semula, guru Interim, guru kontrak dan Latihan Perguruan Berasaskan Sekolah (LPBS) / Includes teachers teaching at primary level, reappointed teacher, Interim teacher, contract teacher and School-based Teacher Training.
- \*\* Lain-lain adalah termasuk guru lantikan semula dan guru kontrak / Others are reappointed and contract teachers.

3.1.8A BILANGAN GURU SEKOLAH RENDAH DAN MENENGAH KERAJAAN DAN BANTUAN KERAJAAN MENGIKUT LOKASI (BANDAR) SEPERTI PADA 30 JUN 2018  
NUMBER OF TEACHERS IN GOVERNMENT AND GOVERNMENT-AIDED PRIMARY AND SECONDARY SCHOOLS BY LOCATION (URBAN) AS OF 30th JUNE 2018

## PERLIS

Jenis Latihan / Type of Training	Siswazah Graduate			Bukan Siswazah Non-Graduate			Tiada Latihan dan Lain-lain** Untrained and Others**			Jumlah Total		
	L / M	P / F	J / T	L / M	P / F	J / T	L / M	P / F	J / T	L / M	P / F	J / T
Prasekolah / Pre-school	1	23	24	0	5	5	0	0	0	1	28	29
Jumlah Kecil / Sub-total	1	23	24	0	5	5	0	0	0	1	28	29
SEKOLAH RENDAH / PRIMARY SCHOOLS												
Kebangsaan / National	87	243	330	20	87	107	0	0	0	107	330	437
Jenis Kebangsaan (C) / National Type (C)	5	59	64	1	16	17	1	1	2	7	76	83
Jenis Kebangsaan (T) / National Type (T)	4	5	9	0	2	2	0	0	0	4	7	11
SABK / GARS	0	0	0	0	0	0	0	0	0	0	0	0
Pendidikan Khas / Special Education	9	17	26	0	5	5	0	0	0	9	22	31
Jumlah Kecil / Sub-total	105	324	429	21	110	131	1	1	2	127	435	562
SEKOLAH MENENGAH / SECONDARY SCHOOLS												
Biasa / Regular	142	353	495	6	4	10	0	0	0	148	357	505
Berasrama Penuh / Fully Residential	27	29	56	1	0	1	0	0	0	28	29	57
Agama / Religious	7	63	70	0	0	0	0	0	0	7	63	70
Teknik / Technical	0	0	0	0	0	0	0	0	0	0	0	0
Kolej Vokasional / Vocational College	40	91	131	10	1	11	16	1	17	66	93	159
SABK / GARS	0	0	0	0	0	0	0	0	0	0	0	0
Model Khas* / Special Model*	0	0	0	0	0	0	0	0	0	0	0	0
Pendidikan Khas / Special Education	0	0	0	0	0	0	0	0	0	0	0	0
Sukan / Sports	0	0	0	0	0	0	0	0	0	0	0	0
Seni / Arts	0	0	0	0	0	0	0	0	0	0	0	0
Kolej Tingkatan 6 / Form 6 College	0	0	0	0	0	0	0	0	0	0	0	0
SBJK / BJKS	0	0	0	0	0	0	0	0	0	0	0	0
Jumlah Kecil / Sub-total	216	536	752	17	5	22	16	1	17	249	542	791
<b>JUMLAH BESAR / GRAND TOTAL</b>	<b>322</b>	<b>883</b>	<b>1,205</b>	<b>38</b>	<b>120</b>	<b>158</b>	<b>17</b>	<b>2</b>	<b>19</b>	<b>377</b>	<b>1,005</b>	<b>1,382</b>

## Nota / Notes:

- \* Termasuk guru yang mengajar pada peringkat rendah, lantikan semula, guru Interim, guru kontrak dan Latihan Perguruan Berasaskan Sekolah (LPBS) / Includes teachers teaching at primary level, reappointed teacher, Interim teacher, contract teacher and School-based Teacher Training.
- \*\* Lain-lain adalah termasuk guru lantikan semula dan guru kontrak / Others are reappointed and contract teachers.

3.1.8B BILANGAN GURU SEKOLAH RENDAH DAN MENENGAH KERAJAAN DAN BANTUAN KERAJAAN MENGIKUT LOKASI (LUAR BANDAR) SEPERTI PADA 30 JUN 2018  
NUMBER OF TEACHERS IN GOVERNMENT AND GOVERNMENT-AIDED PRIMARY AND SECONDARY SCHOOLS BY LOCATION (RURAL) AS OF 30th JUNE 2018

## PERLIS

Jenis Latihan / Type of Training	Siswazah Graduate			Bukan Siswazah Non-Graduate			Tiada Latihan dan Lain-lain** Untrained and Others**			Jumlah Total		
	L / M	P / F	J / T	L / M	P / F	J / T	L / M	P / F	J / T	L / M	P / F	J / T
Prasekolah / Pre-school	5	67	72	0	22	22	0	0	0	5	89	94
Jumlah Kecil / Sub-total	5	67	72	0	22	22	0	0	0	5	89	94
SEKOLAH RENDAH / PRIMARY SCHOOLS												
Kebangsaan / National	372	787	1,159	152	178	330	0	0	0	524	965	1,489
Jenis Kebangsaan (C) / National Type (C)	13	68	81	5	22	27	0	1	1	18	91	109
Jenis Kebangsaan (T) / National Type (T)	0	0	0	0	0	0	0	0	0	0	0	0
SABK / GARS	12	27	39	18	50	68	2	3	5	32	80	112
Pendidikan Khas / Special Education	0	0	0	0	0	0	0	0	0	0	0	0
Jumlah Kecil / Sub-total	397	882	1,279	175	250	425	2	4	6	574	1,136	1,710
SEKOLAH MENENGAH / SECONDARY SCHOOLS												
Biasa / Regular	408	831	1,239	20	6	26	0	0	0	428	837	1,265
Berasrama Penuh / Fully Residential	0	0	0	0	0	0	0	0	0	0	0	0
Agama / Religious	28	39	67	1	0	1	9	4	13	38	43	81
Teknik / Technical	0	0	0	0	0	0	0	0	0	0	0	0
Kolej Vokasional / Vocational College	45	46	91	8	1	9	10	3	13	63	50	113
SABK / GARS	33	38	71	3	2	5	14	13	27	50	53	103
Model Khas* / Special Model*	0	0	0	0	0	0	0	0	0	0	0	0
Pendidikan Khas / Special Education	0	0	0	0	0	0	0	0	0	0	0	0
Sukan / Sports	0	0	0	0	0	0	0	0	0	0	0	0
Seni / Arts	0	0	0	0	0	0	0	0	0	0	0	0
Kolej Tingkatan 6 / Form 6 College	0	0	0	0	0	0	0	0	0	0	0	0
SBJK / BJKS	0	0	0	0	0	0	0	0	0	0	0	0
Jumlah Kecil / Sub-total	514	954	1,468	32	9	41	33	20	53	579	983	1,562
<b>JUMLAH BESAR / GRAND TOTAL</b>	<b>916</b>	<b>1,903</b>	<b>2,819</b>	<b>207</b>	<b>281</b>	<b>488</b>	<b>35</b>	<b>24</b>	<b>59</b>	<b>1,158</b>	<b>2,208</b>	<b>3,366</b>

## Nota / Notes:

- \* Termasuk guru yang mengajar pada peringkat rendah, lantikan semula, guru Interim, guru kontrak dan Latihan Perguruan Berasaskan Sekolah (LPBS) / Includes teachers teaching at primary level, reappointed teacher, Interim teacher, contract teacher and School-based Teacher Training.
- \*\* Lain-lain adalah termasuk guru lantikan semula dan guru kontrak / Others are reappointed and contract teachers.

3.1.9 BILANGAN GURU SEKOLAH RENDAH DAN MENENGAH KERAJAAN DAN BANTUAN KERAJAAN SEPERTI PADA 30 JUN 2018  
NUMBER OF TEACHERS IN GOVERNMENT AND GOVERNMENT-AIDED PRIMARY AND SECONDARY SCHOOLS AS OF 30th JUNE 2018

## PULAU PINANG

Jenis Latihan / Type of Training	Siswazah Graduate			Bukan Siswazah Non-Graduate			Tiada Latihan dan Lain-lain** Untrained and Others**			Jumlah Total		
	L / M	P / F	J / T	L / M	P / F	J / T	L / M	P / F	J / T	L / M	P / F	J / T
Prasekolah / Pre-school	13	262	275	1	48	49	0	0	0	14	310	324
Jumlah Kecil / Sub-total	13	262	275	1	48	49	0	0	0	14	310	324
SEKOLAH RENDAH / PRIMARY SCHOOLS												
Kebangsaan / National	1,540	4,167	5,707	301	752	1,053	0	1	1	1,841	4,920	6,761
Jenis Kebangsaan (C) / National Type (C)	306	1,986	2,292	93	762	855	1	10	11	400	2,758	3,158
Jenis Kebangsaan (T) / National Type (T)	88	330	418	24	94	118	0	1	1	112	425	537
SABK / GARS	1	11	12	2	13	15	1	3	4	4	27	31
Pendidikan Khas / Special Education	20	44	64	3	8	11	0	0	0	23	52	75
Jumlah Kecil / Sub-total	1,955	6,538	8,493	423	1,629	2,052	2	15	17	2,380	8,182	10,562
SEKOLAH MENENGAH / SECONDARY SCHOOLS												
Biasa / Regular	1,783	6,073	7,856	27	44	71	0	0	0	1,810	6,117	7,927
Berasrama Penuh / Fully Residential	49	87	136	2	0	2	0	0	0	51	87	138
Agama / Religious	71	181	252	5	2	7	17	7	24	93	190	283
Teknik / Technical	13	42	55	1	0	1	0	0	0	14	42	56
Kolej Vokasional / Vocational College	176	266	442	15	3	18	28	24	52	219	293	512
SABK / GARS	95	155	250	15	27	42	40	35	75	150	217	367
Model Khas* / Special Model*	25	67	92	3	1	4	0	0	0	28	68	96
Pendidikan Khas / Special Education	15	35	50	0	0	0	0	0	0	15	35	50
Sukan / Sports	0	0	0	0	0	0	0	0	0	0	0	0
Seni / Arts	0	0	0	0	0	0	0	0	0	0	0	0
Kolej Tingkatan 6 / Form 6 College	15	52	67	0	0	0	0	0	0	15	52	67
SBJK / BJKS	0	0	0	0	0	0	0	0	0	0	0	0
Jumlah Kecil / Sub-total	2,242	6,958	9,200	68	77	145	85	66	151	2,395	7,101	9,496
<b>JUMLAH BESAR / GRAND TOTAL</b>	<b>4,210</b>	<b>13,758</b>	<b>17,968</b>	<b>492</b>	<b>1,754</b>	<b>2,246</b>	<b>87</b>	<b>81</b>	<b>168</b>	<b>4,789</b>	<b>15,593</b>	<b>20,382</b>

## Nota / Notes:

- \* Termasuk guru yang mengajar pada peringkat rendah, lantikan semula, guru Interim, guru kontrak dan Latihan Perguruan Berasaskan Sekolah (LPBS) / Includes teachers teaching at primary level, reappointed teacher, Interim teacher, contract teacher and School-based Teacher Training.
- \*\* Lain-lain adalah termasuk guru lantikan semula dan guru kontrak / Others are reappointed and contract teachers.

3.1.9A BILANGAN GURU SEKOLAH RENDAH DAN MENENGAH KERAJAAN DAN BANTUAN KERAJAAN MENGIKUT LOKASI (BANDAR) SEPERTI PADA 30 JUN 2018  
NUMBER OF TEACHERS IN GOVERNMENT AND GOVERNMENT-AIDED PRIMARY AND SECONDARY SCHOOLS BY LOCATION (URBAN) AS OF 30th JUNE 2018

## PULAU PINANG

Jenis Latihan / Type of Training	Siswazah Graduate			Bukan Siswazah Non-Graduate			Tiada Latihan dan Lain-lain** Untrained and Others**			Jumlah Total		
	L / M	P / F	J / T	L / M	P / F	J / T	L / M	P / F	J / T	L / M	P / F	J / T
Prasekolah / Pre-school	5	95	100	0	17	17	0	0	0	5	112	117
Jumlah Kecil / Sub-total	5	95	100	0	17	17	0	0	0	5	112	117
SEKOLAH RENDAH / PRIMARY SCHOOLS												
Kebangsaan / National	646	1,782	2,428	91	281	372	0	0	0	737	2,063	2,800
Jenis Kebangsaan (C) / National Type (C)	203	1,339	1,542	64	514	578	1	8	9	268	1,861	2,129
Jenis Kebangsaan (T) / National Type (T)	40	160	200	14	47	61	0	0	0	54	207	261
SABK / GARS	1	11	12	2	13	15	1	3	4	4	27	31
Pendidikan Khas / Special Education	13	35	48		3	3	0	0	0	13	38	51
Jumlah Kecil / Sub-total	903	3,327	4,230	171	858	1,029	2	11	13	1,076	4,196	5,272
SEKOLAH MENENGAH / SECONDARY SCHOOLS												
Biasa / Regular	928	3,196	4,124	8	26	34	0	0	0	936	3,222	4,158
Berasrama Penuh / Fully Residential	0	0	0	0	0	0	0	0	0	0	0	0
Agama / Religious	54	126	180	3	2	5	17	7	24	74	135	209
Teknik / Technical	13	42	55	1	0	1	0	0	0	14	42	56
Kolej Vokasional / Vocational College	67	102	169	5	0	5	22	18	40	94	120	214
SABK / GARS	49	66	115	7	16	23	16	17	33	72	99	171
Model Khas* / Special Model*	0	0	0	0	0	0	0	0	0	0	0	0
Pendidikan Khas / Special Education	15	35	50	0	0	0	0	0	0	15	35	50
Sukan / Sports	0	0	0	0	0	0	0	0	0	0	0	0
Seni / Arts	0	0	0	0	0	0	0	0	0	0	0	0
Kolej Tingkatan 6 / Form 6 College	15	52	67	0	0	0	0	0	0	15	52	67
SBJK / BJKS	0	0	0	0	0	0	0	0	0	0	0	0
Jumlah Kecil / Sub-total	1,141	3,619	4,760	24	44	68	55	42	97	1,220	3,705	4,925
JUMLAH BESAR / GRAND TOTAL	2,049	7,041	9,090	195	919	1,114	57	53	110	2,301	8,013	10,314

## Nota / Notes:

\* Termasuk guru yang mengajar pada peringkat rendah, lantikan semula, guru Interim, guru kontrak dan Latihan Perguruan Berasaskan Sekolah (LPBS) / Includes teachers teaching at primary level, reappointed teacher, Interim teacher, contract teacher and School-based Teacher Training.

\*\* Lain-lain adalah termasuk guru lantikan semula dan guru kontrak / Others are reappointed and contract teachers.

3.1.9B BILANGAN GURU SEKOLAH RENDAH DAN MENENGAH KERAJAAN DAN BANTUAN KERAJAAN MENGIKUT LOKASI (LUAR BANDAR) SEPERTI PADA 30 JUN 2018  
NUMBER OF TEACHERS IN GOVERNMENT AND GOVERNMENT-AIDED PRIMARY AND SECONDARY SCHOOLS BY LOCATION (RURAL) AS OF 30th JUNE 2018

## PULAU PINANG

Jenis Latihan / Type of Training	Siswazah Graduate			Bukan Siswazah Non-Graduate			Tiada Latihan dan Lain-lain** Untrained and Others**			Jumlah Total		
	L / M	P / F	J / T	L / M	P / F	J / T	L / M	P / F	J / T	L / M	P / F	J / T
Prasekolah / Pre-school	8	167	175	1	31	32	0	0	0	9	198	207
Jumlah Kecil / Sub-total	8	167	175	1	31	32	0	0	0	9	198	207
SEKOLAH RENDAH / PRIMARY SCHOOLS												
Kebangsaan / National	894	2,385	3,279	210	471	681	0	1	1	1,104	2,857	3,961
Jenis Kebangsaan (C) / National Type (C)	103	647	750	29	248	277	0	2	2	132	897	1,029
Jenis Kebangsaan (T) / National Type (T)	48	170	218	10	47	57	0	1	1	58	218	276
SABK / GARS	0	0	0	0	0	0	0	0	0	0	0	0
Pendidikan Khas / Special Education	7	9	16	3	5	8	0	0	0	10	14	24
Jumlah Kecil / Sub-total	1,052	3,211	4,263	252	771	1,023	0	4	4	1,304	3,986	5,290
SEKOLAH MENENGAH / SECONDARY SCHOOLS												
Biasa / Regular	855	2,877	3,732	19	18	37	0	0	0	874	2,895	3,769
Berasrama Penuh / Fully Residential	49	87	136	2	0	2	0	0	0	51	87	138
Agama / Religious	17	55	72	2	0	2	0	0	0	19	55	74
Teknik / Technical	0	0	0	0	0	0	0	0	0	0	0	0
Kolej Vokasional / Vocational College	109	164	273	10	3	13	6	6	12	125	173	298
SABK / GARS	46	89	135	8	11	19	24	18	42	78	118	196
Model Khas* / Special Model*	25	67	92	3	1	4	0	0	0	28	68	96
Pendidikan Khas / Special Education	0	0	0	0	0	0	0	0	0	0	0	0
Sukan / Sports	0	0	0	0	0	0	0	0	0	0	0	0
Seni / Arts	0	0	0	0	0	0	0	0	0	0	0	0
Kolej Tingkatan 6 / Form 6 College	0	0	0	0	0	0	0	0	0	0	0	0
SBJK / BJKS	0	0	0	0	0	0	0	0	0	0	0	0
Jumlah Kecil / Sub-total	1,101	3,339	4,440	44	33	77	30	24	54	1,175	3,396	4,571
JUMLAH BESAR / GRAND TOTAL	2,161	6,717	8,878	297	835	1,132	30	28	58	2,488	7,580	10,068

## Nota / Notes:

\* Termasuk guru yang mengajar pada peringkat rendah, lantikan semula, guru Interim, guru kontrak dan Latihan Perguruan Berasaskan Sekolah (LPBS) / Includes teachers teaching at primary level, reappointed teacher, Interim teacher, contract teacher and School-based Teacher Training.

\*\* Lain-lain adalah termasuk guru lantikan semula dan guru kontrak / Others are reappointed and contract teachers.

3.1.10 BILANGAN GURU SEKOLAH RENDAH DAN MENENGAH KERAJAAN DAN BANTUAN KERAJAAN SEPerti PADA 30 JUN 2018  
NUMBER OF TEACHERS IN GOVERNMENT AND GOVERNMENT-AIDED PRIMARY AND SECONDARY SCHOOLS AS OF 30th JUNE 2018

## SABAH

Jenis Latihan / Type of Training	Siswazah Graduate			Bukan Siswazah Non-Graduate			Tiada Latihan dan Lain-lain** Untrained and Others**			Jumlah Total		
	L / M	P / F	J / T	L / M	P / F	J / T	L / M	P / F	J / T	L / M	P / F	J / T
Prasekolah / Pre-school	227	795	1,022	39	176	215	0	6	6	266	977	1,243
Jumlah Kecil / Sub-total	227	795	1,022	39	176	215	0	6	6	266	977	1,243
SEKOLAH RENDAH / PRIMARY SCHOOLS												
Kebangsaan / National	6,992	10,639	17,631	2,321	2,254	4,575	58	113	171	9,371	13,006	22,377
Jenis Kebangsaan (C) / National Type (C)	313	1,303	1,616	83	643	726	2	17	19	398	1,963	2,361
Jenis Kebangsaan (T) / National Type (T)	0	0	0	0	0	0	0	0	0	0	0	0
SABK / GARS	2	4	6	0	0	0	20	50	70	22	54	76
Pendidikan Khas / Special Education	24	27	51	5	10	15	0	0	0	29	37	66
Jumlah Kecil / Sub-total	7,331	11,973	19,304	2,409	2,907	5,316	80	180	260	9,820	15,060	24,880
SEKOLAH MENENGAH / SECONDARY SCHOOLS												
Biasa / Regular	5,174	8,565	13,739	242	218	460	79	204	283	5,495	8,987	14,482
Berasrama Penuh / Fully Residential	44	56	100	0	1	1	0	0	0	44	57	101
Agama / Religious	177	295	472	2	5	7	19	12	31	198	312	510
Teknik / Technical	0	0	0	0	0	0	0	0	0	0	0	0
Kolej Vokasional / Vocational College	395	395	790	47	10	57	22	16	38	464	421	885
SABK / GARS	16	17	33	3	6	9	8	8	16	27	31	58
Model Khas* / Special Model*	0	0	0	0	0	0	0	0	0	0	0	0
Pendidikan Khas / Special Education	0	0	0	0	0	0	0	0	0	0	0	0
Sukan / Sports	31	26	57	0	0	0	0	0	0	31	26	57
Seni / Arts	0	0	0	0	0	0	0	0	0	0	0	0
Kolej Tingkatan 6 / Form 6 College	64	112	176	0	0	0	0	0	0	64	112	176
SBJK / BJKS	0	0	0	0	0	0	0	0	0	0	0	0
Jumlah Kecil / Sub-total	5,901	9,466	15,367	294	240	534	128	240	368	6,323	9,946	16,269
JUMLAH BESAR / GRAND TOTAL	13,459	22,234	35,693	2,742	3,323	6,065	208	426	634	16,409	25,983	42,392

## Nota / Notes:

- \* Termasuk guru yang mengajar pada peringkat rendah, lantikan semula, guru Interim, guru kontrak dan Latihan Perguruan Berasaskan Sekolah (LPBS) / Includes teachers teaching at primary level, reappointed teacher, Interim teacher, contract teacher and School-based Teacher Training.
- \*\* Lain-lain adalah termasuk guru lantikan semula dan guru kontrak / Others are reappointed and contract teachers.

3.1.10A BILANGAN GURU SEKOLAH RENDAH DAN MENENGAH KERAJAAN DAN BANTUAN KERAJAAN MENGIKUT LOKASI (BANDAR) SEPerti PADA 30 JUN 2018  
NUMBER OF TEACHERS IN GOVERNMENT AND GOVERNMENT-AIDED PRIMARY AND SECONDARY SCHOOLS BY LOCATION (URBAN) AS OF 30th JUNE 2018

## SABAH

Jenis Latihan / Type of Training	Siswazah Graduate			Bukan Siswazah Non-Graduate			Tiada Latihan dan Lain-lain** Untrained and Others**			Jumlah Total		
	L / M	P / F	J / T	L / M	P / F	J / T	L / M	P / F	J / T	L / M	P / F	J / T
Prasekolah / Pre-school	15	119	134	0	25	25	0	3	3	15	147	162
Jumlah Kecil / Sub-total	15	119	134	0	25	25	0	3	3	15	147	162
SEKOLAH RENDAH / PRIMARY SCHOOLS												
Kebangsaan / National	914	2,672	3,586	224	474	698	7	20	27	1,145	3,166	4,311
Jenis Kebangsaan (C) / National Type (C)	153	734	887	48	431	479	1	10	11	202	1,175	1,377
Jenis Kebangsaan (T) / National Type (T)	0	0	0	0	0	0	0	0	0	0	0	0
SABK / GARS	2	3	5	0	0	0	15	40	55	17	43	60
Pendidikan Khas / Special Education	0	0	0	0	0	0	0	0	0	0	0	0
Jumlah Kecil / Sub-total	1,069	3,409	4,478	272	905	1,177	23	70	93	1,364	4,384	5,748
SEKOLAH MENENGAH / SECONDARY SCHOOLS												
Biasa / Regular	1,343	3,118	4,461	52	75	127	12	60	72	1,407	3,253	4,660
Berasrama Penuh / Fully Residential	22	27	49	0	1	1	0	0	0	22	28	50
Agama / Religious	62	99	161	0	5	5	16	8	24	78	112	190
Teknik / Technical	0	0	0	0	0	0	0	0	0	0	0	0
Kolej Vokasional / Vocational College	113	141	254	16	3	19	6	5	11	135	149	284
SABK / GARS	7	10	17	1	6	7	8	3	11	16	19	35
Model Khas* / Special Model*	0	0	0	0	0	0	0	0	0	0	0	0
Pendidikan Khas / Special Education	0	0	0	0	0	0	0	0	0	0	0	0
Sukan / Sports	31	26	57	0	0	0	0	0	0	31	26	57
Seni / Arts	0	0	0	0	0	0	0	0	0	0	0	0
Kolej Tingkatan 6 / Form 6 College	36	60	96	0	0	0	0	0	0	36	60	96
SBJK / BJKS	0	0	0	0	0	0	0	0	0	0	0	0
Jumlah Kecil / Sub-total	1,614	3,481	5,095	69	90	159	42	76	118	1,725	3,647	5,372
JUMLAH BESAR / GRAND TOTAL	2,698	7,009	9,707	341	1,020	1,361	65	149	214	3,104	8,178	11,282

## Nota / Notes:

- \* Termasuk guru yang mengajar pada peringkat rendah, lantikan semula, guru Interim, guru kontrak dan Latihan Perguruan Berasaskan Sekolah (LPBS) / Includes teachers teaching at primary level, reappointed teacher, Interim teacher, contract teacher and School-based Teacher Training.
- \*\* Lain-lain adalah termasuk guru lantikan semula dan guru kontrak / Others are reappointed and contract teachers.

3.1.10B BILANGAN GURU SEKOLAH RENDAH DAN MENENGAH KERAJAAN DAN BANTUAN KERAJAAN MENGIKUT LOKASI (LUAR BANDAR) SEPERTI PADA 30 JUN 2018  
NUMBER OF TEACHERS IN GOVERNMENT AND GOVERNMENT-AIDED PRIMARY AND SECONDARY SCHOOLS BY LOCATION (RURAL) AS OF 30th JUNE 2018

## SABAH

Jenis Latihan / Type of Training	Siswazah Graduate			Bukan Siswazah Non-Graduate			Tiada Latihan dan Lain-lain** Untrained and Others**			Jumlah Total		
	L / M	P / F	J / T	L / M	P / F	J / T	L / M	P / F	J / T	L / M	P / F	J / T
Prasekolah / Pre-school	212	676	888	39	151	190	0	3	3	251	830	1,081
Jumlah Kecil / Sub-total	212	676	888	39	151	190	0	3	3	251	830	1,081
SEKOLAH RENDAH / PRIMARY SCHOOLS												
Kebangsaan / National	6,078	7,967	14,045	2,097	1,780	3,877	51	93	144	8,226	9,840	18,066
Jenis Kebangsaan (C) / National Type (C)	160	569	729	35	212	247	1	7	8	196	788	984
Jenis Kebangsaan (T) / National Type (T)	0	0	0	0	0	0	0	0	0	0	0	0
SABK / GARS	0	1	1	0	0	0	5	10	15	5	11	16
Pendidikan Khas / Special Education	24	27	51	5	10	15	0	0	0	29	37	66
Jumlah Kecil / Sub-total	6,262	8,564	14,826	2,137	2,002	4,139	57	110	167	8,456	10,676	19,132
SEKOLAH MENENGAH / SECONDARY SCHOOLS												
Biasa / Regular	3,831	5,447	9,278	190	143	333	67	144	211	4,088	5,734	9,822
Berasrama Penuh / Fully Residential	22	29	51	0	0	0	0	0	0	22	29	51
Agama / Religious	115	196	311	2	0	2	3	4	7	120	200	320
Teknik / Technical	0	0	0	0	0	0	0	0	0	0	0	0
Kolej Vokasional / Vocational College	282	254	536	31	7	38	16	11	27	329	272	601
SABK / GARS	9	7	16	2	0	2	0	5	5	11	12	23
Model Khas* / Special Model*	0	0	0	0	0	0	0	0	0	0	0	0
Pendidikan Khas / Special Education	0	0	0	0	0	0	0	0	0	0	0	0
Sukan / Sports	0	0	0	0	0	0	0	0	0	0	0	0
Seni / Arts	0	0	0	0	0	0	0	0	0	0	0	0
Kolej Tingkatan 6 / Form 6 College	28	52	80	0	0	0	0	0	0	28	52	80
SBJK / BJKS	0	0	0	0	0	0	0	0	0	0	0	0
Jumlah Kecil / Sub-total	4,287	5,985	10,272	225	150	375	86	164	250	4,598	6,299	10,897
JUMLAH BESAR / GRAND TOTAL	10,761	15,225	25,986	2,401	2,303	4,704	143	277	420	13,305	17,805	31,110

## Nota / Notes:

- \* Termasuk guru yang mengajar pada peringkat rendah, lantikan semula, guru Interim, guru kontrak dan Latihan Perguruan Berasaskan Sekolah (LPBS) / Includes teachers teaching at primary level, reappointed teacher, Interim teacher, contract teacher and School-based Teacher Training.
- \*\* Lain-lain adalah termasuk guru lantikan semula dan guru kontrak / Others are reappointed and contract teachers.

3.1.11 BILANGAN GURU SEKOLAH RENDAH DAN MENENGAH KERAJAAN DAN BANTUAN KERAJAAN SEPERTI PADA 30 JUN 2018  
NUMBER OF TEACHERS IN GOVERNMENT AND GOVERNMENT-AIDED PRIMARY AND SECONDARY SCHOOLS AS OF 30th JUNE 2018

## SARAWAK

Jenis Latihan / Type of Training	Siswazah Graduate			Bukan Siswazah Non-Graduate			Tiada Latihan dan Lain-lain** Untrained and Others**			Jumlah Total		
	L / M	P / F	J / T	L / M	P / F	J / T	L / M	P / F	J / T	L / M	P / F	J / T
Prasekolah / Pre-school	168	880	1,048	32	289	321	0	0	0	200	1,169	1,369
Jumlah Kecil / Sub-total	168	880	1,048	32	289	321	0	0	0	200	1,169	1,369
SEKOLAH RENDAH / PRIMARY SCHOOLS												
Kebangsaan / National	6,233	8,201	14,434	1,937	2,319	4,256	49	81	130	8,219	10,601	18,820
Jenis Kebangsaan (C) / National Type (C)	709	2,973	3,682	172	1,198	1,370	7	6	13	888	4,177	5,065
Jenis Kebangsaan (T) / National Type (T)	0	0	0	0	0	0	0	0	0	0	0	0
SABK / GARS	96	196	292	16	53	69	1	23	24	113	272	385
Pendidikan Khas / Special Education	38	37	75	6	14	20	0	0	0	44	51	95
Jumlah Kecil / Sub-total	7,076	11,407	18,483	2,131	3,584	5,715	57	110	167	9,264	15,101	24,365
SEKOLAH MENENGAH / SECONDARY SCHOOLS												
Biasa / Regular	4,425	8,132	12,557	292	441	733	202	619	821	4,919	9,192	14,111
Berasrama Penuh / Fully Residential	62	98	160	0	1	1	0	0	0	62	99	161
Agama / Religious	164	246	410	5	6	11	19	12	31	188	264	452
Teknik / Technical	18	30	48	0	0	0	0	0	0	18	30	48
Kolej Vokasional / Vocational College	267	377	644	34	14	48	6	14	20	307	405	712
SABK / GARS	39	55	94	1	5	6	7	14	21	47	74	121
Model Khas* / Special Model*	0	0	0	0	0	0	0	0	0	0	0	0
Pendidikan Khas / Special Education	0	0	0	0	0	0	0	0	0	0	0	0
Sukan / Sports	0	0	0	0	0	0	0	0	0	0	0	0
Seni / Arts	26	33	59	2	0	2	5	6	11	33	39	72
Kolej Tingkatan 6 / Form 6 College	21	24	45	0	0	0	0	0	0	21	24	45
SBJK / BJKS	0	0	0	0	0	0	0	0	0	0	0	0
Jumlah Kecil / Sub-total	5,022	8,995	14,017	334	467	801	239	665	904	5,595	10,127	15,722
JUMLAH BESAR / GRAND TOTAL	12,266	21,282	33,548	2,497	4,340	6,837	296	775	1,071	15,059	26,397	41,456

## Nota / Notes:

- \* Termasuk guru yang mengajar pada peringkat rendah, lantikan semula, guru Interim, guru kontrak dan Latihan Perguruan Berasaskan Sekolah (LPBS) / Includes teachers teaching at primary level, reappointed teacher, Interim teacher, contract teacher and School-based Teacher Training.
- \*\* Lain-lain adalah termasuk guru lantikan semula dan guru kontrak / Others are reappointed and contract teachers.

3.1.11A BILANGAN GURU SEKOLAH RENDAH DAN MENENGAH KERAJAAN DAN BANTUAN KERAJAAN MENGIKUT LOKASI (BANDAR) SEPERTI PADA 30 JUN 2018  
NUMBER OF TEACHERS IN GOVERNMENT AND GOVERNMENT-AIDED PRIMARY AND SECONDARY SCHOOLS BY LOCATION (URBAN) AS OF 30th JUNE 2018

## SARAWAK

Jenis Latihan / Type of Training	Siswazah Graduate			Bukan Siswazah Non-Graduate			Tiada Latihan dan Lain-lain** Untrained and Others**			Jumlah Total		
	Jenis Sekolah / Type of Schools	L / M	P / F	J / T	L / M	P / F	J / T	L / M	P / F	J / T	L / M	P / F
Prasekolah / Pre-school	7	160	167	1	64	65	0	0	0	8	224	232
Jumlah Kecil / Sub-total	7	160	167	1	64	65	0	0	0	8	224	232
SEKOLAH RENDAH / PRIMARY SCHOOLS												
Kebangsaan / National	905	2,345	3,250	239	758	997	3	43	46	1,147	3,146	4,293
Jenis Kebangsaan (C) / National Type (C)	300	1,594	1,894	75	766	841	1	2	3	376	2,362	2,738
Jenis Kebangsaan (T) / National Type (T)	0	0	0	0	0	0	0	0	0	0	0	0
SABK / GARS	53	116	169	9	30	39	1	13	14	63	159	222
Pendidikan Khas / Special Education	30	27	57	6	9	15	0	0	0	36	36	72
Jumlah Kecil / Sub-total	1,288	4,082	5,370	329	1,563	1,892	5	58	63	1,622	5,703	7,325
SEKOLAH MENENGAH / SECONDARY SCHOOLS												
Biasa / Regular	1,434	3,793	5,227	70	188	258	33	139	172	1,537	4,120	5,657
Berasrama Penuh / Fully Residential	38	71	109	0	0	0	0	0	0	38	71	109
Agama / Religious	46	83	129	2	0	2	0	0	0	48	83	131
Teknik / Technical	0	0	0	0	0	0	0	0	0	0	0	0
Kolej Vokasional / Vocational College	151	256	407	12	5	17	3	9	12	166	270	436
SABK / GARS	15	40	55	0	4	4	5	8	13	20	52	72
Model Khas* / Special Model*	0	0	0	0	0	0	0	0	0	0	0	0
Pendidikan Khas / Special Education	0	0	0	0	0	0	0	0	0	0	0	0
Sukan / Sports	0	0	0	0	0	0	0	0	0	0	0	0
Seni / Arts	26	33	59	2	0	2	5	6	11	33	39	72
Kolej Tingkatan 6 / Form 6 College	0	0	0	0	0	0	0	0	0	0	0	0
SBJK / BJKS	0	0	0	0	0	0	0	0	0	0	0	0
Jumlah Kecil / Sub-total	1,710	4,276	5,986	86	197	283	46	162	208	1,842	4,635	6,477
<b>JUMLAH BESAR / GRAND TOTAL</b>	<b>3,005</b>	<b>8,518</b>	<b>11,523</b>	<b>416</b>	<b>1,824</b>	<b>2,240</b>	<b>51</b>	<b>220</b>	<b>271</b>	<b>3,472</b>	<b>10,562</b>	<b>14,034</b>

## Nota / Notes:

- \* Termasuk guru yang mengajar pada peringkat rendah, lantikan semula, guru Interim, guru kontrak dan Latihan Perguruan Berasaskan Sekolah (LPBS) / Includes teachers teaching at primary level, reappointed teacher, Interim teacher, contract teacher and School-based Teacher Training.
- \*\* Lain-lain adalah termasuk guru lantikan semula dan guru kontrak / Others are reappointed and contract teachers.

3.1.11B BILANGAN GURU SEKOLAH RENDAH DAN MENENGAH KERAJAAN DAN BANTUAN KERAJAAN MENGIKUT LOKASI (LUAR BANDAR) SEPERTI PADA 30 JUN 2018  
NUMBER OF TEACHERS IN GOVERNMENT AND GOVERNMENT-AIDED PRIMARY AND SECONDARY SCHOOLS BY LOCATION (RURAL) AS OF 30th JUNE 2018

## SARAWAK

Jenis Latihan / Type of Training	Siswazah Graduate			Bukan Siswazah Non-Graduate			Tiada Latihan dan Lain-lain** Untrained and Others**			Jumlah Total		
	Jenis Sekolah / Type of Schools	L / M	P / F	J / T	L / M	P / F	J / T	L / M	P / F	J / T	L / M	P / F
Prasekolah / Pre-school	161	720	881	31	225	256	0	0	0	192	945	1,137
Jumlah Kecil / Sub-total	161	720	881	31	225	256	0	0	0	192	945	1,137
SEKOLAH RENDAH / PRIMARY SCHOOLS												
Kebangsaan / National	5,328	5,856	11,184	1,698	1,561	3,259	46	38	84	7,072	7,455	14,527
Jenis Kebangsaan (C) / National Type (C)	409	1,379	1,788	97	432	529	6	4	10	512	1,815	2,327
Jenis Kebangsaan (T) / National Type (T)	0	0	0	0	0	0	0	0	0	0	0	0
SABK / GARS	43	80	123	7	23	30	0	10	10	50	113	163
Pendidikan Khas / Special Education	8	10	18	0	5	5	0	0	0	8	15	23
Jumlah Kecil / Sub-total	5,788	7,325	13,113	1,802	2,021	3,823	52	52	104	7,642	9,398	17,040
SEKOLAH MENENGAH / SECONDARY SCHOOLS												
Biasa / Regular	2,991	4,339	7,330	222	253	475	169	480	649	3,382	5,072	8,454
Berasrama Penuh / Fully Residential	24	27	51	0	1	1	0	0	0	24	28	52
Agama / Religious	118	163	281	3	6	9	19	12	31	140	181	321
Teknik / Technical	18	30	48	0	0	0	0	0	0	18	30	48
Kolej Vokasional / Vocational College	116	121	237	22	9	31	3	5	8	141	135	276
SABK / GARS	24	15	39	1	1	2	2	6	8	27	22	49
Model Khas* / Special Model*	0	0	0	0	0	0	0	0	0	0	0	0
Pendidikan Khas / Special Education	0	0	0	0	0	0	0	0	0	0	0	0
Sukan / Sports	0	0	0	0	0	0	0	0	0	0	0	0
Seni / Arts	0	0	0	0	0	0	0	0	0	0	0	0
Kolej Tingkatan 6 / Form 6 College	21	24	45	0	0	0	0	0	0	21	24	45
SBJK / BJKS	0	0	0	0	0	0	0	0	0	0	0	0
Jumlah Kecil / Sub-total	3,312	4,719	8,031	248	270	518	193	503	696	3,753	5,492	9,245
<b>JUMLAH BESAR / GRAND TOTAL</b>	<b>9,261</b>	<b>12,764</b>	<b>22,025</b>	<b>2,081</b>	<b>2,516</b>	<b>4,597</b>	<b>245</b>	<b>555</b>	<b>800</b>	<b>11,587</b>	<b>15,835</b>	<b>27,422</b>

## Nota / Notes:

- \* Termasuk guru yang mengajar pada peringkat rendah, lantikan semula, guru Interim, guru kontrak dan Latihan Perguruan Berasaskan Sekolah (LPBS) / Includes teachers teaching at primary level, reappointed teacher, Interim teacher, contract teacher and School-based Teacher Training.
- \*\* Lain-lain adalah termasuk guru lantikan semula dan guru kontrak / Others are reappointed and contract teachers.

3.1.12 BILANGAN GURU SEKOLAH RENDAH DAN MENENGAH KERAJAAN DAN BANTUAN KERAJAAN SEPERTI PADA 30 JUN 2018  
NUMBER OF TEACHERS IN GOVERNMENT AND GOVERNMENT-AIDED PRIMARY AND SECONDARY SCHOOLS AS OF 30th JUNE 2018

## SELANGOR

Jenis Latihan / Type of Training	Siswazah Graduate			Bukan Siswazah Non-Graduate			Tiada Latihan dan Lain-lain** Untrained and Others**			Jumlah Total		
	L / M	P / F	J / T	L / M	P / F	J / T	L / M	P / F	J / T	L / M	P / F	J / T
Prasekolah / Pre-school	44	754	798	15	179	194	0	0	0	59	933	992
Jumlah Kecil / Sub-total	44	754	798	15	179	194	0	0	0	59	933	992
SEKOLAH RENDAH / PRIMARY SCHOOLS												
Kebangsaan / National	5,322	16,361	21,683	1,147	3,154	4,301	32	43	75	6,501	19,558	26,059
Jenis Kebangsaan (C) / National Type (C)	711	3,544	4,255	153	1,406	1,559	13	63	76	877	5,013	5,890
Jenis Kebangsaan (T) / National Type (T)	276	1,301	1,577	79	500	579	0	0	0	355	1,801	2,156
SABK / GARS	0	0	0	0	0	0	0	0	0	0	0	0
Pendidikan Khas / Special Education	11	24	35	3	1	4	0	0	0	14	25	39
Jumlah Kecil / Sub-total	6,320	21,230	27,550	1,382	5,061	6,443	45	106	151	7,747	26,397	34,144
SEKOLAH MENENGAH / SECONDARY SCHOOLS												
Biasa / Regular	3,802	19,444	23,246	79	123	202	8	16	24	3,889	19,583	23,472
Berasrama Penuh / Fully Residential	166	440	606	0	0	0	8	13	21	174	453	627
Agama / Religious	57	129	186	2	2	4	0	0	0	59	131	190
Teknik / Technical	0	0	0	0	0	0	0	0	0	0	0	0
Kolej Vokasional / Vocational College	215	563	778	18	1	19	16	4	20	249	568	817
SABK / GARS	317	829	1,146	31	55	86	35	36	71	383	920	1,303
Model Khas* / Special Model*	25	226	251	1	1	2	0	0	0	26	227	253
Pendidikan Khas / Special Education	27	61	88	3	1	4	0	0	0	30	62	92
Sukan / Sports	0	0	0	0	0	0	0	0	0	0	0	0
Seni / Arts	0	0	0	0	0	0	0	0	0	0	0	0
Kolej Tingkatan 6 / Form 6 College	71	250	321	0	0	0	0	0	0	71	250	321
SBJK / BJKS	0	0	0	0	0	0	0	0	0	0	0	0
Jumlah Kecil / Sub-total	4,680	21,942	26,622	134	183	317	67	69	136	4,881	22,194	27,075
JUMLAH BESAR / GRAND TOTAL	11,044	43,926	54,970	1,531	5,423	6,954	112	175	287	12,687	49,524	62,211

## Nota / Notes:

- \* Termasuk guru yang mengajar pada peringkat rendah, lantikan semula, guru Interim, guru kontrak dan Latihan Perguruan Berasaskan Sekolah (LPBS) / Includes teachers teaching at primary level, reappointed teacher, Interim teacher, contract teacher and School-based Teacher Training.
- \*\* Lain-lain adalah termasuk guru lantikan semula dan guru kontrak / Others are reappointed and contract teachers.

3.1.12A BILANGAN GURU SEKOLAH RENDAH DAN MENENGAH KERAJAAN DAN BANTUAN KERAJAAN MENGIKUT LOKASI (BANDAR) SEPERTI PADA 30 JUN 2018  
NUMBER OF TEACHERS IN GOVERNMENT AND GOVERNMENT-AIDED PRIMARY AND SECONDARY SCHOOLS BY LOCATION (URBAN) AS OF 30th JUNE 2018

## SELANGOR

Jenis Latihan / Type of Training	Siswazah Graduate			Bukan Siswazah Non-Graduate			Tiada Latihan dan Lain-lain** Untrained and Others**			Jumlah Total		
	L / M	P / F	J / T	L / M	P / F	J / T	L / M	P / F	J / T	L / M	P / F	J / T
Prasekolah / Pre-school	23	377	400	10	88	98	0	0	0	33	465	498
Jumlah Kecil / Sub-total	23	377	400	10	88	98	0	0	0	33	465	498
SEKOLAH RENDAH / PRIMARY SCHOOLS												
Kebangsaan / National	3,070	9,624	12,694	587	1,635	2,222	25	32	57	3,682	11,291	14,973
Jenis Kebangsaan (C) / National Type (C)	469	2,473	2,942	100	987	1,087	9	44	53	578	3,504	4,082
Jenis Kebangsaan (T) / National Type (T)	104	663	767	35	287	322	0	0	0	139	950	1,089
SABK / GARS	0	0	0	0	0	0	0	0	0	0	0	0
Pendidikan Khas / Special Education	11	24	35	3	1	4	0	0	0	14	25	39
Jumlah Kecil / Sub-total	3,654	12,784	16,438	725	2,910	3,635	34	76	110	4,413	15,770	20,183
SEKOLAH MENENGAH / SECONDARY SCHOOLS												
Biasa / Regular	2,442	13,466	15,908	49	86	135	7	15	22	2,498	13,567	16,065
Berasrama Penuh / Fully Residential	73	276	349	0	0	0	0	0	0	73	276	349
Agama / Religious	13	61	74	0	0	0	0	0	0	13	61	74
Teknik / Technical	0	0	0	0	0	0	0	0	0	0	0	0
Kolej Vokasional / Vocational College	139	338	477	14	0	14	11	1	12	164	339	503
SABK / GARS	138	448	586	17	31	48	22	20	42	177	499	676
Model Khas* / Special Model*	25	226	251	1	1	2	0	0	0	26	227	253
Pendidikan Khas / Special Education	27	61	88	3	1	4	0	0	0	30	62	92
Sukan / Sports	0	0	0	0	0	0	0	0	0	0	0	0
Seni / Arts	0	0	0	0	0	0	0	0	0	0	0	0
Kolej Tingkatan 6 / Form 6 College	71	250	321	0	0	0	0	0	0	71	250	321
SBJK / BJKS	0	0	0	0	0	0	0	0	0	0	0	0
Jumlah Kecil / Sub-total	2,928	15,126	18,054	84	119	203	40	36	76	3,052	15,281	18,333
JUMLAH BESAR / GRAND TOTAL	6,605	28,287	34,892	819	3,117	3,936	74	112	186	7,498	31,516	39,014

## Nota / Notes:

- \* Termasuk guru yang mengajar pada peringkat rendah, lantikan semula, guru Interim, guru kontrak dan Latihan Perguruan Berasaskan Sekolah (LPBS) / Includes teachers teaching at primary level, reappointed teacher, Interim teacher, contract teacher and School-based Teacher Training.
- \*\* Lain-lain adalah termasuk guru lantikan semula dan guru kontrak / Others are reappointed and contract teachers.

3.1.12B BILANGAN GURU SEKOLAH RENDAH DAN MENENGAH KERAJAAN DAN BANTUAN KERAJAAN MENGIKUT LOKASI (LUAR BANDAR) SEPERTI PADA 30 JUN 2018  
NUMBER OF TEACHERS IN GOVERNMENT AND GOVERNMENT-AIDED PRIMARY AND SECONDARY SCHOOLS BY LOCATION (RURAL) AS OF 30th JUNE 2018

## SELANGOR

Jenis Latihan / Type of Training	Siswazah Graduate			Bukan Siswazah Non-Graduate			Tiada Latihan dan Lain-lain** Untrained and Others**			Jumlah Total		
	L / M	P / F	J / T	L / M	P / F	J / T	L / M	P / F	J / T	L / M	P / F	J / T
Prasekolah / Pre-school	21	377	398	5	91	96	0	0	0	26	468	494
Jumlah Kecil / Sub-total	21	377	398	5	91	96	0	0	0	26	468	494
SEKOLAH RENDAH / PRIMARY SCHOOLS												
Kebangsaan / National	2,252	6,737	8,989	560	1,519	2,079	7	11	18	2,819	8,267	11,086
Jenis Kebangsaan (C) / National Type (C)	242	1,071	1,313	53	419	472	4	19	23	299	1,509	1,808
Jenis Kebangsaan (T) / National Type (T)	172	638	810	44	213	257	0	0	0	216	851	1,067
SABK / GARS	0	0	0	0	0	0	0	0	0	0	0	0
Pendidikan Khas / Special Education	0	0	0	0	0	0	0	0	0	0	0	0
Jumlah Kecil / Sub-total	2,666	8,446	11,112	657	2,151	2,808	11	30	41	3,334	10,627	13,961
SEKOLAH MENENGAH / SECONDARY SCHOOLS												
Biasa / Regular	1,360	5,978	7,338	30	37	67	1	1	2	1,391	6,016	7,407
Berasrama Penuh / Fully Residential	93	164	257	0	0	0	8	13	21	101	177	278
Agama / Religious	44	68	112	2	2	4	0	0	0	46	70	116
Teknik / Technical	0	0	0	0	0	0	0	0	0	0	0	0
Kolej Vokasional / Vocational College	76	225	301	4	1	5	5	3	8	85	229	314
SABK / GARS	179	381	560	14	24	38	13	16	29	206	421	627
Model Khas* / Special Model*	0	0	0	0	0	0	0	0	0	0	0	0
Pendidikan Khas / Special Education	0	0	0	0	0	0	0	0	0	0	0	0
Sukan / Sports	0	0	0	0	0	0	0	0	0	0	0	0
Seni / Arts	0	0	0	0	0	0	0	0	0	0	0	0
Kolej Tingkatan 6 / Form 6 College	0	0	0	0	0	0	0	0	0	0	0	0
SBJK / BJKS	0	0	0	0	0	0	0	0	0	0	0	0
Jumlah Kecil / Sub-total	1,752	6,816	8,568	50	64	114	27	33	60	1,829	6,913	8,742
<b>JUMLAH BESAR / GRAND TOTAL</b>	<b>4,439</b>	<b>15,639</b>	<b>20,078</b>	<b>712</b>	<b>2,306</b>	<b>3,018</b>	<b>38</b>	<b>63</b>	<b>101</b>	<b>5,189</b>	<b>18,008</b>	<b>23,197</b>

## Nota / Notes:

- \* Termasuk guru yang mengajar pada peringkat rendah, lantikan semula, guru Interim, guru kontrak dan Latihan Perguruan Berasaskan Sekolah (LPBS) / Includes teachers teaching at primary level, reappointed teacher, Interim teacher, contract teacher and School-based Teacher Training.
- \*\* Lain-lain adalah termasuk guru lantikan semula dan guru kontrak / Others are reappointed and contract teachers.

3.1.13 BILANGAN GURU SEKOLAH RENDAH DAN MENENGAH KERAJAAN DAN BANTUAN KERAJAAN SEPERTI PADA 30 JUN 2018  
NUMBER OF TEACHERS IN GOVERNMENT AND GOVERNMENT-AIDED PRIMARY AND SECONDARY SCHOOLS AS OF 30th JUNE 2018

## TERENGGANU

Jenis Latihan / Type of Training	Siswazah Graduate			Bukan Siswazah Non-Graduate			Tiada Latihan dan Lain-lain** Untrained and Others**			Jumlah Total		
	L / M	P / F	J / T	L / M	P / F	J / T	L / M	P / F	J / T	L / M	P / F	J / T
Prasekolah / Pre-school	41	323	364	9	111	120	0	0	0	50	434	484
Jumlah Kecil / Sub-total	41	323	364	9	111	120	0	0	0	50	434	484
SEKOLAH RENDAH / PRIMARY SCHOOLS												
Kebangsaan / National	2,629	5,376	8,005	977	2,243	3,220	0	0	0	3,606	7,619	11,225
Jenis Kebangsaan (C) / National Type (C)	30	105	135	7	91	98	0	0	0	37	196	233
Jenis Kebangsaan (T) / National Type (T)	0	0	0	0	0	0	0	0	0	0	0	0
SABK / GARS	0	0	0	0	0	0	0	0	0	0	0	0
Pendidikan Khas / Special Education	9	39	48	3	9	12	0	0	0	12	48	60
Jumlah Kecil / Sub-total	2,668	5,520	8,188	987	2,343	3,330	0	0	0	3,655	7,863	11,518
SEKOLAH MENENGAH / SECONDARY SCHOOLS												
Biasa / Regular	2,263	5,442	7,705	58	89	147	0	0	0	2,321	5,531	7,852
Berasrama Penuh / Fully Residential	120	218	338	1	2	3	22	4	26	143	224	367
Agama / Religious	122	340	462	2	7	9	0	0	0	124	347	471
Teknik / Technical	19	34	53	0	0	0	0	0	0	19	34	53
Kolej Vokasional / Vocational College	196	228	424	24	2	26	1	0	1	221	230	451
SABK / GARS	211	548	759	21	94	115	89	122	211	321	764	1,085
Model Khas* / Special Model*	34	43	77	1	2	3	0	0	0	35	45	80
Pendidikan Khas / Special Education	0	0	0	0	0	0	0	0	0	0	0	0
Sukan / Sports	19	16	35	0	0	0	0	0	0	19	16	35
Seni / Arts	0	0	0	0	0	0	0	0	0	0	0	0
Kolej Tingkatan 6 / Form 6 College	17	27	44	0	0	0	0	0	0	17	27	44
SBJK / BJKS	0	0	0	0	0	0	0	0	0	0	0	0
Jumlah Kecil / Sub-total	3,001	6,896	9,897	107	196	303	112	126	238	3,220	7,218	10,438
<b>JUMLAH BESAR / GRAND TOTAL</b>	<b>5,710</b>	<b>12,739</b>	<b>18,449</b>	<b>1,103</b>	<b>2,650</b>	<b>3,753</b>	<b>112</b>	<b>126</b>	<b>238</b>	<b>6,925</b>	<b>15,515</b>	<b>22,440</b>

## Nota / Notes:

- \* Termasuk guru yang mengajar pada peringkat rendah, lantikan semula, guru Interim, guru kontrak dan Latihan Perguruan Berasaskan Sekolah (LPBS) / Includes teachers teaching at primary level, reappointed teacher, Interim teacher, contract teacher and School-based Teacher Training.
- \*\* Lain-lain adalah termasuk guru lantikan semula dan guru kontrak / Others are reappointed and contract teachers.

3.1.13A BILANGAN GURU SEKOLAH RENDAH DAN MENENGAH KERAJAAN DAN BANTUAN KERAJAAN MENGIKUT LOKASI (BANDAR) SEPERTI PADA 30 JUN 2018  
NUMBER OF TEACHERS IN GOVERNMENT AND GOVERNMENT-AIDED PRIMARY AND SECONDARY SCHOOLS BY LOCATION (URBAN) AS OF 30th JUNE 2018

## TERENGGANU

Jenis Latihan / Type of Training	Siswazah Graduate			Bukan Siswazah Non-Graduate			Tiada Latihan dan Lain-lain** Untrained and Others**			Jumlah Total		
	L / M	P / F	J / T	L / M	P / F	J / T	L / M	P / F	J / T	L / M	P / F	J / T
Prasekolah / Pre-school	11	96	107	1	41	42	0	0	0	12	137	149
Jumlah Kecil / Sub-total	11	96	107	1	41	42	0	0	0	12	137	149
SEKOLAH RENDAH / PRIMARY SCHOOLS												
Kebangsaan / National	778	1,952	2,730	284	897	1,181	0	0	0	1,062	2,849	3,911
Jenis Kebangsaan (C) / National Type (C)	18	72	90	4	76	80	0	0	0	22	148	170
Jenis Kebangsaan (T) / National Type (T)	0	0	0	0	0	0	0	0	0	0	0	0
SABK / GARS	0	0	0	0	0	0	0	0	0	0	0	0
Pendidikan Khas / Special Education	6	23	29	3	7	10	0	0	0	9	30	39
Jumlah Kecil / Sub-total	802	2,047	2,849	291	980	1,271	0	0	0	1,093	3,027	4,120
SEKOLAH MENENGAH / SECONDARY SCHOOLS												
Biasa / Regular	769	2,135	2,904	21	41	62	0	0	0	790	2,176	2,966
Berasrama Penuh / Fully Residential	46	107	153	0	0	0	0	0	0	46	107	153
Agama / Religious	48	136	184	0	3	3	0	0	0	48	139	187
Teknik / Technical	19	34	53	0	0	0	0	0	0	19	34	53
Kolej Vokasional / Vocational College	125	105	230	19	1	20	1	0	1	145	106	251
SABK / GARS	177	462	639	18	86	104	65	97	162	260	645	905
Model Khas* / Special Model*	0	0	0	0	0	0	0	0	0	0	0	0
Pendidikan Khas / Special Education	0	0	0	0	0	0	0	0	0	0	0	0
Sukan / Sports	19	16	35	0	0	0	0	0	0	19	16	35
Seni / Arts	0	0	0	0	0	0	0	0	0	0	0	0
Kolej Tingkatan 6 / Form 6 College	0	0	0	0	0	0	0	0	0	0	0	0
SBJK / BJKS	0	0	0	0	0	0	0	0	0	0	0	0
Jumlah Kecil / Sub-total	1,203	2,995	4,198	58	131	189	66	97	163	1,327	3,223	4,550
<b>JUMLAH BESAR / GRAND TOTAL</b>	<b>2,016</b>	<b>5,138</b>	<b>7,154</b>	<b>350</b>	<b>1,152</b>	<b>1,502</b>	<b>66</b>	<b>97</b>	<b>163</b>	<b>2,432</b>	<b>6,387</b>	<b>8,819</b>

## Nota / Notes:

- \* Termasuk guru yang mengajar pada peringkat rendah, lantikan semula, guru Interim, guru kontrak dan Latihan Perguruan Berasaskan Sekolah (LPBS) / Includes teachers teaching at primary level, reappointed teacher, Interim teacher, contract teacher and School-based Teacher Training.
- \*\* Lain-lain adalah termasuk guru lantikan semula dan guru kontrak / Others are reappointed and contract teachers.

3.1.13B BILANGAN GURU SEKOLAH RENDAH DAN MENENGAH KERAJAAN DAN BANTUAN KERAJAAN MENGIKUT LOKASI (LUAR BANDAR) SEPERTI PADA 30 JUN 2018  
NUMBER OF TEACHERS IN GOVERNMENT AND GOVERNMENT-AIDED PRIMARY AND SECONDARY SCHOOLS BY LOCATION (RURAL) AS OF 30th JUNE 2018

## TERENGGANU

Jenis Latihan / Type of Training	Siswazah Graduate			Bukan Siswazah Non-Graduate			Tiada Latihan dan Lain-lain** Untrained and Others**			Jumlah Total		
	L / M	P / F	J / T	L / M	P / F	J / T	L / M	P / F	J / T	L / M	P / F	J / T
Prasekolah / Pre-school	30	227	257	8	70	78	0	0	0	38	297	335
Jumlah Kecil / Sub-total	30	227	257	8	70	78	0	0	0	38	297	335
SEKOLAH RENDAH / PRIMARY SCHOOLS												
Kebangsaan / National	1,851	3,424	5,275	693	1,346	2,039	0	0	0	2,544	4,770	7,314
Jenis Kebangsaan (C) / National Type (C)	12	33	45	3	15	18	0	0	0	15	48	63
Jenis Kebangsaan (T) / National Type (T)	0	0	0	0	0	0	0	0	0	0	0	0
SABK / GARS	0	0	0	0	0	0	0	0	0	0	0	0
Pendidikan Khas / Special Education	3	16	19	2	2	2	0	0	0	3	18	21
Jumlah Kecil / Sub-total	1,866	3,473	5,339	696	1,363	2,059	0	0	0	2,562	4,836	7,398
SEKOLAH MENENGAH / SECONDARY SCHOOLS												
Biasa / Regular	1,494	3,307	4,801	37	48	85	0	0	0	1,531	3,355	4,886
Berasrama Penuh / Fully Residential	74	111	185	1	2	3	22	4	26	97	117	214
Agama / Religious	74	204	278	2	4	6	0	0	0	76	208	284
Teknik / Technical	0	0	0	0	0	0	0	0	0	0	0	0
Kolej Vokasional / Vocational College	71	123	194	5	1	6	0	0	0	76	124	200
SABK / GARS	34	86	120	3	8	11	24	25	49	61	119	180
Model Khas* / Special Model*	34	43	77	1	2	3	0	0	0	35	45	80
Pendidikan Khas / Special Education	0	0	0	0	0	0	0	0	0	0	0	0
Sukan / Sports	0	0	0	0	0	0	0	0	0	0	0	0
Seni / Arts	0	0	0	0	0	0	0	0	0	0	0	0
Kolej Tingkatan 6 / Form 6 College	17	27	44	0	0	0	0	0	0	17	27	44
SBJK / BJKS	0	0	0	0	0	0	0	0	0	0	0	0
Jumlah Kecil / Sub-total	1,798	3,901	5,699	49	65	114	46	29	75	1,893	3,995	5,888
<b>JUMLAH BESAR / GRAND TOTAL</b>	<b>3,694</b>	<b>7,601</b>	<b>11,295</b>	<b>753</b>	<b>1,498</b>	<b>2,251</b>	<b>46</b>	<b>29</b>	<b>75</b>	<b>4,493</b>	<b>9,128</b>	<b>13,621</b>

## Nota / Notes:

- \* Termasuk guru yang mengajar pada peringkat rendah, lantikan semula, guru Interim, guru kontrak dan Latihan Perguruan Berasaskan Sekolah (LPBS) / Includes teachers teaching at primary level, reappointed teacher, Interim teacher, contract teacher and School-based Teacher Training.
- \*\* Lain-lain adalah termasuk guru lantikan semula dan guru kontrak / Others are reappointed and contract teachers.

3.1.14 BILANGAN GURU SEKOLAH RENDAH DAN MENENGAH KERAJAAN DAN BANTUAN KERAJAAN SEPerti PADA 30 JUN 2018  
NUMBER OF TEACHERS IN GOVERNMENT AND GOVERNMENT-AIDED PRIMARY AND SECONDARY SCHOOLS AS OF 30th JUNE 2018

## WP KUALA LUMPUR

Jenis Latihan / Type of Training	Siswazah Graduate			Bukan Siswazah Non-Graduate			Tiada Latihan dan Lain-lain** Untrained and Others**			Jumlah Total		
	L / M	P / F	J / T	L / M	P / F	J / T	L / M	P / F	J / T	L / M	P / F	J / T
Prasekolah / Pre-school	4	146	150	1	27	28	0	0	0	5	173	178
Jumlah Kecil / Sub-total	4	146	150	1	27	28	0	0	0	5	173	178
SEKOLAH RENDAH / PRIMARY SCHOOLS												
Kebangsaan / National	1,566	3,959	5,525	303	559	862	1	4	5	1,870	4,522	6,392
Jenis Kebangsaan (C) / National Type (C)	300	1,449	1,749	41	499	540	5	27	32	346	1,975	2,321
Jenis Kebangsaan (T) / National Type (T)	50	203	253	6	56	62	0	0	0	56	259	315
SABK / GARS			0	0	0	0	0	0	0	0	0	0
Pendidikan Khas / Special Education	20	35	55	2	9	11	0	0	0	22	44	66
Jumlah Kecil / Sub-total	1,936	5,646	7,582	352	1,123	1,475	6	31	37	2,294	6,800	9,094
SEKOLAH MENENGAH / SECONDARY SCHOOLS												
Biasa / Regular	1,352	5,970	7,322	11	15	26	2	5	7	1,365	5,990	7,355
Berasrama Penuh / Fully Residential	40	111	151	1	0	1	0	0	0	41	111	152
Agama / Religious	36	41	77	0	0	0	22	21	43	58	62	120
Teknik / Technical	16	44	60	0	0	0	0	0	0	16	44	60
Kolej Vokasional / Vocational College	54	172	226	6	2	8	2	1	3	62	175	237
SABK / GARS	23	69	92	1	1	2	24	14	38	48	84	132
Model Khas* / Special Model*		0	0	0	0	0	0	0	0	0	0	0
Pendidikan Khas / Special Education	14	36	50	1	0	1	0	0	0	15	36	51
Sukan / Sports	50	59	109	0	0	0	0	0	0	50	59	109
Seni / Arts	12	21	33	0	0	0	0	0	0	12	21	33
Kolej Tingkatan 6 / Form 6 College	16	64	80	0	0	0	0	0	0	16	64	80
SBJK / BJKS	5	10	15	0	0	0	0	0	0	5	10	15
Jumlah Kecil / Sub-total	1,618	6,597	8,215	20	18	38	50	41	91	1,688	6,656	8,344
JUMLAH BESAR / GRAND TOTAL	3,558	12,389	15,947	373	1,168	1,541	56	72	128	3,987	13,629	17,616

## Nota / Notes:

- \* Termasuk guru yang mengajar pada peringkat rendah, lantikan semula, guru Interim, guru kontrak dan Latihan Perguruan Berasaskan Sekolah (LPBS) / Includes teachers teaching at primary level, reappointed teacher, Interim teacher, contract teacher and School-based Teacher Training.
- \*\* Lain-lain adalah termasuk guru lantikan semula dan guru kontrak / Others are reappointed and contract teachers.

3.1.15 BILANGAN GURU SEKOLAH RENDAH DAN MENENGAH KERAJAAN DAN BANTUAN KERAJAAN SEPerti PADA 30 JUN 2018  
NUMBER OF TEACHERS IN GOVERNMENT AND GOVERNMENT-AIDED PRIMARY AND SECONDARY SCHOOLS AS OF 30th JUNE 2018

## WP LABUAN

Jenis Latihan / Type of Training	Siswazah Graduate			Bukan Siswazah Non-Graduate			Tiada Latihan dan Lain-lain** Untrained and Others**			Jumlah Total		
	L / M	P / F	J / T	L / M	P / F	J / T	L / M	P / F	J / T	L / M	P / F	J / T
Prasekolah / Pre-school	3	25	28	0	4	4	0	0	0	3	29	32
Jumlah Kecil / Sub-total	3	25	28	0	4	4	0	0	0	3	29	32
SEKOLAH RENDAH / PRIMARY SCHOOLS												
Kebangsaan / National	150	362	512	20	77	97	0	0	0	170	439	609
Jenis Kebangsaan (C) / National Type (C)	12	71	83	2	11	13	0	0	0	14	82	96
Jenis Kebangsaan (T) / National Type (T)	0	0	0	0	0	0	0	0	0	0	0	0
SABK / GARS	0	0	0	0	0	0	0	0	0	0	0	0
Pendidikan Khas / Special Education	0	0	0	0	0	0	0	0	0	0	0	0
Jumlah Kecil / Sub-total	162	433	595	22	88	110	0	0	0	184	521	705
SEKOLAH MENENGAH / SECONDARY SCHOOLS												
Biasa / Regular	143	366	509	2	6	8	0	0	0	145	372	517
Berasrama Penuh / Fully Residential	18	29	47	0	0	0	0	0	0	18	29	47
Agama / Religious	0	0	0	0	0	0	0	0	0	0	0	0
Teknik / Technical	0	0	0	0	0	0	0	0	0	0	0	0
Kolej Vokasional / Vocational College	38	49	87	13	0	13	5	1	6	56	50	106
SABK / GARS	0	0	0	0	0	0	0	0	0	0	0	0
Model Khas* / Special Model*	0	0	0	0	0	0	0	0	0	0	0	0
Pendidikan Khas / Special Education	0	0	0	0	0	0	0	0	0	0	0	0
Sukan / Sports	0	0	0	0	0	0	0	0	0	0	0	0
Seni / Arts	0	0	0	0	0	0	0	0	0	0	0	0
Kolej Tingkatan 6 / Form 6 College	0	0	0	0	0	0	0	0	0	0	0	0
SBJK / BJKS	0	0	0	0	0	0	0	0	0	0	0	0
Jumlah Kecil / Sub-total	199	444	643	15	6	21	5	1	6	219	451	670
JUMLAH BESAR / GRAND TOTAL	364	902	1,266	37	98	135	5	1	6	406	1,001	1,407

## Nota / Notes:

- \* Termasuk guru yang mengajar pada peringkat rendah, lantikan semula, guru Interim, guru kontrak dan Latihan Perguruan Berasaskan Sekolah (LPBS) / Includes teachers teaching at primary level, reappointed teacher, Interim teacher, contract teacher and School-based Teacher Training.
- \*\* Lain-lain adalah termasuk guru lantikan semula dan guru kontrak / Others are reappointed and contract teachers.

3.1.16 BILANGAN GURU SEKOLAH RENDAH DAN MENENGAH KERAJAAN DAN BANTUAN KERAJAAN SEPERTI PADA 30 JUN 2018  
NUMBER OF TEACHERS IN GOVERNMENT AND GOVERNMENT-AIDED PRIMARY AND SECONDARY SCHOOLS AS OF 30th JUNE 2018

## WP PUTRAJAYA

Jenis Latihan / Type of Training	Siswazah Graduate			Bukan Siswazah Non-Graduate			Tiada Latihan dan Lain-lain** Untrained and Others**			Jumlah Total			
	Jenis Sekolah / Type of Schools	L / M	P / F	J / T	L / M	P / F	J / T	L / M	P / F	J / T	L / M	P / F	J / T
Prasekolah / Pre-school	0	42	42	0	4	4	0	0	0	0	0	46	46
Jumlah Kecil / Sub-total	0	42	42	0	4	4	0	0	0	0	0	46	46
SEKOLAH RENDAH / PRIMARY SCHOOLS													
Kebangsaan / National	224	815	1,039	21	69	90	0	0	0	245	884	1,129	
Jenis Kebangsaan (C) / National Type (C)	0	0	0	0	0	0	0	0	0	0	0	0	0
Jenis Kebangsaan (T) / National Type (T)	0	0	0	0	0	0	0	0	0	0	0	0	0
SABK / GARS	0	0	0	0	0	0	0	0	0	0	0	0	0
Pendidikan Khas / Special Education	0	0	0	0	0	0	0	0	0	0	0	0	0
Jumlah Kecil / Sub-total	224	815	1,039	21	69	90	0	0	0	245	884	1,129	
SEKOLAH MENENGAH / SECONDARY SCHOOLS													
Biasa / Regular	98	580	678	2	1	3	0	0	0	100	581	681	
Berasrama Penuh / Fully Residential	23	50	73	0	0	0	0	0	0	23	50	73	
Agama / Religious	22	44	66	0	0	0	4	2	6	26	46	72	
Teknik / Technical	0	0	0	0	0	0	0	0	0	0	0	0	0
Kolej Vokasional / Vocational College	0	0	0	0	0	0	0	0	0	0	0	0	0
SABK / GARS	0	0	0	0	0	0	0	0	0	0	0	0	0
Model Khas* / Special Model*	0	0	0	0	0	0	0	0	0	0	0	0	0
Pendidikan Khas / Special Education	0	0	0	0	0	0	0	0	0	0	0	0	0
Sukan / Sports	0	0	0	0	0	0	0	0	0	0	0	0	0
Seni / Arts	0	0	0	0	0	0	0	0	0	0	0	0	0
Kolej Tingkatan 6 / Form 6 College	0	0	0	0	0	0	0	0	0	0	0	0	0
SBJK / BJKS	0	0	0	0	0	0	0	0	0	0	0	0	0
Jumlah Kecil / Sub-total	143	674	817	2	1	3	4	2	6	149	677	826	
JUMLAH BESAR / GRAND TOTAL	367	1,531	1,898	23	74	97	4	2	6	394	1,607	2,001	

## Nota / Notes:

\* Termasuk guru yang mengajar pada peringkat rendah, lantikan semula, guru Interim, guru kontrak dan Latihan Perguruan Berasaskan Sekolah (LPBS) / Includes teachers teaching at primary level, reappointed teacher, Interim teacher, contract teacher and School-based Teacher Training.

\*\* Lain-lain adalah termasuk guru lantikan semula dan guru kontrak / Others are reappointed and contract teachers.



4.1 ENROLMEN PELAJAR DAN BILANGAN KAKITANGAN AKADEMIK DI INSTITUT PENDIDIKAN GURU DI MALAYSIA SEPerti PADA 30 JUN 2018  
 STUDENT ENROLMENT AND NUMBER OF ACADEMIC STAFF IN INSTITUTE OF TEACHER EDUCATION MALAYSIA AS OF 30th JUNE 2018

No.	Institut Pendidikan Guru / Institute of Teacher Education	Kemasukan Entrants			Enrolmen Enrolment			Graduan Graduates			Staf Akademik Academic Staff		
		L / M	P / F	J / T	L / M	P / F	J / T	L / M	P / F	J / T	L / M	P / F	J / T
1	IPGM Kampus Perlis, Perlis	0	0	0	88	205	293	41	49	90	48	30	78
2	IPGM Kampus Darul Aman, Kedah	109	202	311	290	682	972	20	61	81	102	77	179
3	IPGM Kampus Sultan Abdul Halim, Kedah	0	0	0	31	139	170	59	126	185	60	48	108
4	IPGM Kampus Pulau Pinang, Pulau Pinang	61	87	148	231	502	733	25	68	93	63	69	132
5	IPGM Kampus Tuanku Bainun, Pulau Pinang	61	111	172	144	394	538	42	100	142	90	66	156
6	IPGM Kampus Ipoh, Perak	60	196	256	171	841	1,012	31	153	184	123	86	209
7	IPGM Kampus Bahasa Melayu, W.P Kuala Lumpur	42	83	125	196	389	585	29	38	67	46	69	115
8	IPGM Kampus Bahasa Antarabangsa, W.P Kuala Lumpur	13	66	79	111	467	578	31	60	91	39	68	107
9	IPGM Kampus Ilmu Khas, W.P Kuala Lumpur	67	57	124	214	357	571	46	64	110	59	89	148
10	IPGM Kampus Pendidikan Teknik, W.P Kuala Lumpur	156	220	376	409	670	1,079	27	62	89	73	87	160
11	IPGM Kampus Pendidikan Islam, Selangor	44	73	117	368	363	731	33	51	84	69	98	167
12	IPGM Kampus Raja Melewar, Negeri Sembilan	0	0	0	68	305	373	28	122	150	64	63	127
13	IPGM Kampus Perempuan Melayu, Melaka	1	153	154	1	410	411	0	107	107	65	73	138
14	IPGM Kampus Tun Hussein Onn, Johor	0	0	0	82	236	318	25	99	124	50	40	90
15	IPGM Kampus Temenggong Ibrahim, Johor	62	112	174	237	542	779	62	166	228	61	57	118
16	IPGM Kampus Tengku Ampuan Afzan, Pahang	104	271	375	191	655	846	43	104	147	68	27	95
17	IPGM Kampus Dato' Razali Ismail, Terengganu	131	204	335	328	590	918	27	53	80	78	39	117
18	IPGM Kampus Sultan Mizan, Terengganu	0	0	0	66	155	221	46	49	95	95	22	117
19	IPGM Kampus Kota Bharu, Kelantan	0	0	0	40	124	164	54	60	114	84	44	128
20	IPGM Kampus Gaya, Sabah	71	185	256	120	331	451	36	96	132	43	45	88
21	IPGM Kampus Kent, Sabah	93	149	242	191	391	582	49	83	132	48	38	86
22	IPGM Kampus Tawau, Sabah	0	0	0	54	121	175	13	33	46	35	20	55
23	IPGM Kampus Keningau, Sabah	0	0	0	30	80	110	20	37	57	28	13	41
24	IPGM Kampus Batu Lintang, Sarawak	48	127	175	170	462	632	32	65	97	49	43	92
25	IPGM Kampus Sarawak, Sarawak	0	0	0	34	126	160	0	12	12	22	21	43
26	IPGM Kampus Rajang, Sarawak	0	0	0	22	69	91	28	37	65	20	13	33
27	IPGM Kampus Tun Abdul Razak, Sarawak	95	213	308	147	352	499	13	38	51	49	36	85
JUMLAH / TOTAL		1,218	2,509	3,727	4,034	9,958	13,992	860	1,993	2,853	1,631	1,381	3,012

Sumber : Institut Pendidikan Guru Malaysia, Kementerian Pendidikan Malaysia  
 Source : Institute of Teacher Education Malaysia, Ministry of Education Malaysia

4.2 BILANGAN KEMASUKAN, ENROLMEN, GRADUAN DAN STAF AKADEMIK DI UNIVERSITI AWAM (UA) 2017  
 NUMBER OF ENTRANTS, ENROLMENT, GRADUATES AND ACADEMIC STAFF IN PUBLIC UNIVERSITY (PU) 2017

No.	Universiti Awam / Public University	Kemasukan Entrants			Enrolmen Enrolment			Graduan Graduates			Staf Akademik Academic Staff		
		L / M	P / F	J / T	L / M	P / F	J / T	L / M	P / F	J / T	L / M	P / F	J / T
1	Universiti Malaya (UM)	3,854	5,523	9,377	10,569	17,391	27,960	1,959	3,286	5,245	1,043	1,168	2,211
2	Universiti Sains Malaysia (USM)	3,086	4,949	8,035	11,080	18,093	29,173	2,624	4,264	6,888	944	1,039	1,983
3	Universiti Kebangsaan Malaysia (UKM)	3,175	5,091	8,266	11,374	19,500	30,874	2,306	4,944	7,250	952	1,211	2,163
4	Universiti Putra Malaysia (UPM)	3,114	5,044	8,158	10,322	18,703	29,025	2,219	4,260	6,479	855	1,018	1,873
5	Universiti Teknologi Malaysia (UTM)	4,336	3,702	8,038	15,880	13,823	29,703	2,630	2,753	5,383	1,069	780	1,849
6	Universiti Utara Malaysia (UUM)	2,893	5,167	8,060	11,580	20,214	31,794	2,047	3,881	5,928	626	740	1,366
7	Universiti Islam Antarabangsa Malaysia (UIAM)	4,386	6,912	11,298	12,560	18,793	31,353	2,015	3,193	5,208	936	1,069	2,005
8	Universiti Malaysia Sarawak (UNIMAS)	1,680	3,226	4,906	6,016	11,228	17,244	1,251	2,865	4,116	410	444	854
9	Universiti Malaysia Sabah (UMS)	1,759	3,443	5,202	6,382	12,119	18,501	1,714	3,474	5,188	546	518	1,064
10	Universiti Pendidikan Sultan Idris (UPSI)	1,994	4,547	6,541	7,020	16,679	23,699	1,153	2,848	4,001	414	477	891
11	Universiti Teknologi Mara (UiTM)	23,274	44,689	67,963	57,298	108,300	165,598	12,540	26,825	39,365	3,012	5,744	8,756
12	Universiti Sultan Zainal Abidin (UniSZA)	1,314	2,453	3,767	3,792	7,747	11,539	648	1,708	2,356	314	316	630
13	Universiti Malaysia Terengganu (UMT)	847	2,282	3,129	3,112	7,794	10,906	738	1,964	2,702	262	363	625
14	Universiti Sains Islam Malaysia (USIM)	1,221	2,603	3,824	3,848	8,337	12,185	1,041	2,426	3,467	311	417	728
15	Universiti Teknologi Tun Hussein Onn Malaysia (UTeM)	2,837	2,300	5,137	9,134	8,610	17,744	1,970	2,285	4,255	553	500	1,053
16	Universiti Teknikal Malaysia Melaka (UTeM)	1,852	1,248	3,100	7,106	5,228	12,334	1,744	1,254	2,998	546	335	881
17	Universiti Malaysia Pahang (UMP)	1,603	1,620	3,223	5,768	5,772	11,540	1,121	1,185	2,306	437	362	799
18	Universiti Malaysia Perlis (UniMAP)	1,780	1,631	3,411	7,042	6,756	13,798	1,449	1,680	3,129	579	482	1,061
19	Universiti Malaysia Kelantan (UMK)	526	1,666	2,192	2,341	7,096	9,437	648	1,827	2,475	250	309	559
20	Universiti Pertahanan Nasional Malaysia (UPNM)	1,525	619	2,144	2,843	1,305	4,148	595	224	819	191	198	389
JUMLAH / TOTAL		67,056	108,715	175,771	205,067	333,488	538,555	42,412	77,146	119,558	14,250	17,490	31,740

Sumber : Bahagian Perancangan, Penyelidikan Dan Penyelaras Dasar, Sektor Pendidikan Tinggi  
 Source : Planning, Research and Policy Coordination Division, Sector of Higher Education

4.3 BILANGAN KEMASUKAN, ENROLMEN DAN GRADUAN MENGIKUT PERINGKAT PENGAJIAN DAN STAF AKADEMIK DI POLITEKNIK 2017  
NUMBER OF ENTRANTS, ENROLMENT AND GRADUATES BY LEVELS OF STUDY AND ACADEMIC STAFF IN POLYTECHNICS 2017

No	Politeknik / Polytechnic	Pra Diploma Pre Diploma			Sijil* Certificate			Diploma Diploma			Diploma Lanjutan Advanced Diploma			Ijazah Sarjana Muda Bachelor Degree			Staf Akademik Academic Staff		
		Kemasukan Entrants	Enrolmen Enrolment	Graduan Graduates	Kemasukan Entrants	Enrolmen Enrolment	Graduan Graduates	Kemasukan Entrants	Enrolmen Enrolment	Graduan Graduates	Kemasukan Entrants	Enrolmen Enrolment	Graduan Graduates	Kemasukan Entrants	Enrolmen Enrolment	Graduan Graduates	L / M	P / F	J / T
1	Politeknik Ungku Omar, Ipoh, Perak (PUO)	0	0	0	15	20	20	2,541	6,867	1,584	0	18	49	58	265	82	235	331	566
2	Politeknik Sultan Haji Ahmad Shah, Semambu, Pahang (POLISAS)	111	57	106	0	0	0	2,090	6,264	1,614	0	0	0	0	0	0	185	279	464
3	Politeknik Sultan Abdul Halim Mu'adzam Shah, Jitra, Kedah (POLIMAS)	35	25	24	0	0	0	1,711	5,260	1,235	0	0	0	0	0	0	200	226	426
4	Politeknik Kota Bharu, Kok Lanas, Kelantan (PKB)	48	34	11	0	0	0	1,904	5,698	1,538	0	0	0	0	0	0	224	219	443
5	Politeknik Kuching Sarawak (PKS)	100	92	33	0	0	0	1,614	5,077	1,388	0	0	0	0	0	0	194	173	367
6	Politeknik Port Dickson (PPD)	105	68	87	0	0	0	1,649	5,381	1,346	0	0	0	28	97	0	145	221	366
7	Politeknik Kota Kinabalu, Sabah (PKK)	109	95	36	3	15	18	1,408	4,404	1,044	0	0	0	0	0	0	148	158	306
8	Politeknik Sultan Salahuddin Abdul Aziz Shah, Shah Alam, Selangor (PSA)	0	0	0	20	43	10	1,643	4,423	1,058	0	0	0	53	181	50	94	276	370
9	Politeknik Ibrahim Sultan, Pasir Gudang, Johor (PIS)	0	0	0	60	107	36	1,673	4,499	1,134	0	0	3	46	147	52	149	246	395
10	Politeknik Seberang Perai, Permatang Pauh, Pulau Pinang (PSP)	37	37	23	0	0	0	1,558	4,771	1,428	0	0	0	0	0	0	123	212	335
11	Politeknik Melaka (PMK)	33	26	20	0	0	0	582	1,696	358	0	0	0	0	0	0	64	93	157
12	Politeknik Kuala Terengganu, Terengganu (PKT)	13	12	9	0	0	0	221	691	199	0	0	0	0	0	0	42	54	96
13	Politeknik Sultan Mizan Zainal Abidin, Dungun, Terengganu (PSMZA)	60	50	29	0	0	0	1,361	4,212	1,161	0	0	0	0	0	0	170	183	353
14	Politeknik Merlimau, Melaka (PMM)	41	41	33	0	0	0	1,600	4,935	1,368	0	0	0	0	0	0	129	252	381
15	Politeknik Sultan Azlan Shah, Behrang, Perak (PSAS)	113	67	72	0	0	0	1,334	4,180	1,299	0	0	0	18	72	25	123	209	332
16	Politeknik Tuanku Sultanah Bahiyah, Kulim, Kedah (PTSB)	128	76	77	0	0	0	1,333	3,864	1,101	0	0	0	0	0	0	128	187	315
17	Politeknik Sultan Idris Shah, Sabak Bernam, Selangor (PSIS)	35	35	19	0	0	0	1,118	3,671	1,520	0	0	0	0	0	0	106	183	289
18	Politeknik Tuanku Syed Sirajuddin, Arau, Perlis (PTSS)	69	35	72	24	42	0	1,347	3,986	1,076	0	0	0	0	0	0	114	168	282
19	Politeknik Muadzam Shah, Pahang (PMS)	23	23	10	0	0	0	941	3,115	995	0	0	0	0	0	0	80	117	197
20	Politeknik Mukah, Sarawak (PMU)	43	22	31	0	0	0	814	3,027	775	0	0	0	0	0	0	90	91	181
21	Politeknik Balik Pulau, Pulau Pinang (PBU)	0	0	0	0	0	0	399	1,214	199	0	0	0	0	0	0	24	48	72
22	Politeknik Jeli, Kelantan (PJK)	0	0	0	0	0	0	362	1,002	234	0	0	0	0	0	0	32	29	61
23	Politeknik Nilai, Bandar Enstek, Negeri Sembilan (PNS)	91	51	64	0	0	0	877	2,401	513	0	0	0	0	0	0	53	100	153
24	Politeknik Banting Selangor (PBS)	0	0	0	0	0	0	405	809	111	0	0	0	0	0	0	26	47	73
25	Politeknik Mersing Johor (PMJ)	28	28	19	0	0	0	579	1,920	310	0	0	0	0	0	0	39	69	108
26	Politeknik Hulu Terengganu (PHT)	0	0	0	0	0	0	111	338	164	0	0	0	0	0	0	15	31	46
27	Politeknik Sandakan, Sabah (PSS)	0	0	0	0	0	0	328	1,158	326	0	0	0	0	0	0	26	31	57
28	Politeknik Metro Kuala Lumpur (PMKL)	0	0	0	0	0	0	172	449	172	0	0	0	0	0	0	9	31	40
29	Politeknik Metro Kuantan, Pahang (PMKU)	0	0	0	0	0	0	168	520	106	0	0	0	0	0	0	11	25	36
30	Politeknik Metro Johor Bahru, Johor (PMJB)	0	0	0	0	0	0	217	550	250	0	0	0	0	0	0	6	33	39
31	Politeknik Metro Betong, Sarawak (PMBS)	0	0	0	0	0	0	102	378	96	0	0	0	0	0	0	8	12	20
32	Politeknik Metro Tasek Gelugor, Pulau Pinang (PMTG)	0	0	0	0	0	0	146	368	106	0	0	0	0	0	0	11	20	31
33	Politeknik Tun Syed Nasir Syed Ismail, Paqoh, Johor (PTSN)	0	0	0	0	0	0	247	506	32	0	0	0	0	0	0	25	30	55
JUMLAH / TOTAL		1,222	874	775	122	227	84	32,555	97,634	25,840	0	18	52	203	762	209	3,028	4,384	7,412

Nota / Notes:

\* Sijil Kemahiran Khas Politeknik / Polytechnic Special Skills Certificates

Sumber / Source:

Informasi Politeknik, Edisi Okt. 2017, Jabatan Pendidikan Politeknik, Kementerian Pendidikan Tinggi /  
Informasi Politeknik, Oct. 2017 Edition, Department of Polytechnic, Ministry of Higher Education

4.4 BILANGAN KEMASUKAN, ENROLMEN DAN GRADUAN PELAJAR MENGIKUT PERINGKAT PENGAJIAN DAN STAF AKADEMIK DI KOLEJ KOMUNITI 2017  
NUMBER OF ENTRANTS, ENROLMENT AND GRADUATES BY LEVELS OF STUDY AND ACADEMIC STAFF IN COMMUNITY COLLEGES 2017

No	Kolej Komuniti / Community College	Diploma Diploma			Sijil / Certificate			Sijil Kemahiran Khas / Special Skills Certificate			Staf Akademik Academic Staff		
		Kemasukan Entrants	Enrolmen Enrolment	Graduan Graduates	Kemasukan Entrants	Enrolmen Enrolment	Graduan Graduates	Kemasukan Entrants	Enrolmen Enrolment	Graduan Graduates	L / M	P / F	J / T
1	Kolej Komuniti Teluk Intan	0	0	0	85	120	34	0	0	0	9	14	23
2	Kolej Komuniti Chenderoh	0	23	0	186	351	164	4	5	0	22	24	46
3	Kolej Komuniti Gerik	0	0	0	189	349	169	5	5	0	19	23	42
4	Kolej Komuniti Sungai Siput	0	0	0	177	367	201	0	0	0	24	29	53
5	Kolej Komuniti Pasir Salak	0	0	0	279	405	193	0	0	0	18	31	49
6	Kolej Komuniti Batu Gajah	0	0	0	101	151	48	0	0	0	6	11	17
7	Kolej Komuniti Taiping	0	0	0	73	130	62	0	0	0	5	15	20
8	Kolej Komuniti Bagan Datoh	0	0	0	106	144	37	0	0	0	12	7	19
9	Kolej Komuniti Bagan Serai	0	0	0	37	31	0	0	0	0	4	12	16
10	Kolej Komuniti Manjung	0	0	0	32	43	44	0	0	0	3	11	14
11	Kolej Komuniti Kuala Kangsar	0	21	17	48	64	50	0	0	0	3	9	12
12	Kolej Komuniti Tapah	0	0	0	48	89	63	0	0	0	8	9	17
13	Kolej Komuniti Rtc Gopeng	0	0	0	46	66	31	0	0	0	6	9	15
14	Kolej Komuniti Sabak Bernam	20	40	19	224	384	197	0	0	0	14	34	48
15	Kolej Komuniti Kuala Langat	20	40	0	428	746	416	0	0	0	25	58	83
16	Kolej Komuniti Hulu Selangor	0	0	0	145	232	133	0	0	0	4	22	26
17	Kolej Komuniti Hulu Langat	0	20	14	259	457	228	0	0	0	8	38	46
18	Kolej Komuniti Selayang	21	43	13	461	694	400	32	32	14	12	59	71
19	Kolej Komuniti Ampang	49	99	27	31	34	0	0	0	0	7	10	17
20	Kolej Komuniti Tanjong Karang	0	0	0	77	122	72	0	0	0	4	11	15
21	Kolej Komuniti Klang	0	0	0	92	134	55	0	0	0	5	12	17
22	Kolej Komuniti Shah Alam	0	0	0	47	63	21	0	0	0	9	8	17
23	Kolej Komuniti Kuantan	0	15	0	254	517	321	0	0	0	29	35	64
24	Kolej Komuniti Bentong	0	0	0	155	243	108	0	0	0	10	34	44
25	Kolej Komuniti Temerloh	0	0	0	224	338	141	0	0	0	13	31	44
26	Kolej Komuniti Paya Besar	0	0	0	247	379	200	0	0	0	17	37	54

No	Kolej Komuniti / Community College	Diploma <i>Diploma</i>			Sijil / Certificate			Sijil Kemahiran Khas / <i>Special Skills Certificate</i>			Staf Akademik <i>Academic Staff</i>		
		Kemasukan <i>Entrants</i>	Enrolmen <i>Enrolment</i>	Graduan <i>Graduates</i>	Kemasukan <i>Entrants</i>	Enrolmen <i>Enrolment</i>	Graduan <i>Graduates</i>	Kemasukan <i>Entrants</i>	Enrolmen <i>Enrolment</i>	Graduan <i>Graduates</i>	L / M	P / F	J / T
27	Kolej Komuniti Rompin	0	0	0	236	421	261	0	0	0	30	15	45
28	Kolej Komuniti Pekan	0	0	0	99	139	88	0	0	0	11	9	20
29	Kolej Komuniti Jerantut	0	0	0	97	165	109	0	0	0	7	11	18
30	Kolej Komuniti Raub	0	0	0	45	52	12	11	11	0	2	9	11
31	Kolej Komuniti Bera	0	0	0	23	32	19	0	0	0	4	9	13
32	Kolej Komuniti Lipis	0	0	0	22	17	13	0	0	0	6	5	11
33	Kolej Komuniti Kok Lanas	0	0	0	177	258	129	0	0	0	5	15	20
34	Kolej Komuniti Jeli	0	0	0	121	231	113	0	0	0	6	15	21
35	Kolej Komuniti Pasir Mas	0	0	0	69	114	63	0	0	0	9	12	21
36	Kolej Komuniti Segamat	0	15	21	231	388	184	0	0	0	29	30	59
37	Kolej Komuniti Ledang	0	0	0	260	413	105	10	7	8	21	26	47
38	Kolej Komuniti Bandar Penawar	0	0	0	158	243	107	0	0	0	18	29	47
39	Kolej Komuniti Segamat 2	16	35	14	177	291	139	0	0	0	17	24	41
40	Kolej Komuniti Pasir Gudang	0	0	0	258	407	189	0	0	0	6	38	44
41	Kolej Komuniti Kluang	0	0	0	80	119	52	0	0	0	10	9	19
42	Kolej Komuniti Batu Pahat	0	0	0	85	145	56	0	0	0	7	9	16
43	Kolej Komuniti Muar	0	0	0	68	75	32	0	0	0	4	12	16
44	Kolej Komuniti Bandar Tenggara	0	0	0	32	69	32	0	0	0	3	10	13
45	Kolej Komuniti Tanjung Piai	0	0	0	46	51	24	0	0	0	4	11	15
46	Kolej Komuniti Pagoh	0	0	0	54	78	36	0	0	0	4	11	15
47	Kolej Komuniti Kota Tinggi	0	0	0	38	46	31	0	0	0	2	9	11
48	Kolej Komuniti Bandar Darulaman	20	38	0	320	512	273	0	0	0	38	30	68
49	Kolej Komuniti Sungai Petani	20	44	15	373	538	366	17	16	0	26	40	66
50	Kolej Komuniti Kulim	0	0	0	186	266	123	0	0	0	5	17	22
51	Langkawi Tourism Academy @Kklangkawi	0	0	0	180	280	167	0	0	0	17	27	44
52	Kolej Komuniti Baling	0	0	0	162	258	149	0	0	0	4	19	23
53	Kolej Komuniti Padang Terap	0	0	0	151	184	70	0	0	0	13	8	21
54	Kolej Komuniti Sik	0	0	0	90	108	53	0	0	0	5	8	13
55	Kolej Komuniti Bandar Baharu	0	0	0	72	116	36	0	0	0	16	2	18
56	Kolej Komuniti Jerai	0	0	0	37	66	40	0	0	0	5	11	16
57	Kolej Komuniti Bukit Beruang	0	0	0	393	609	348	0	0	0	29	35	64
58	Kolej Komuniti Masjid Tanah	0	0	0	253	426	150	7	5	8	24	32	56
59	Kolej Komuniti Selandar	0	0	0	263	377	116	0	0	0	20	27	47
60	Kolej Komuniti Jasin	0	0	0	234	392	188	0	0	0	15	32	47
61	Kolej Komuniti Kota Melaka	17	32	15	63	92	33	0	0	0	4	14	18
62	Kolej Komuniti Tangga Batu	0	0	0	28	63	38	0	0	0	3	10	13
63	Kolej Komuniti Jempol	0	0	0	156	322	164	0	0	0	28	19	47
64	Kolej Komuniti Jelebu	0	0	0	233	415	208	9	8	7	17	33	50
65	Kolej Komuniti Rembau	0	0	0	57	77	27	0	0	0	5	10	15
66	Kolej Komuniti Tampin	0	0	0	47	57	21	5	3	0	4	11	15
67	Kolej Komuniti Kepala Batas	0	0	0	263	428	191	0	0	0	34	32	66
68	Kolej Komuniti Bayan Baru	0	0	0	102	180	98	10	10	10	5	13	18
69	Kolej Komuniti Seberang Jaya	19	29	0	140	242	144	0	0	0	23	12	35
70	Kolej Komuniti Nibong Tebal	0	0	0	52	85	60	0	0	0	5	9	14
71	Kolej Komuniti Bukit Mertajam	0	0	0	64	96	53	0	0	0	3	14	17
72	Kolej Komuniti Tasek Gelugor	0	0	0	62	83	37	0	0	0	5	9	14
73	Kolej Komuniti Kuching	0	0	0	154	230	123	10	8	5	13	24	37
74	Kolej Komuniti Mas Gading	0	0	0	76	138	77	0	0	0	7	18	25
75	Kolej Komuniti Miri	0	0	0	72	123	64	0	0	0	8	6	14
76	Kolej Komuniti Sarikei	0	0	0	74	120	80	0	0	0	4	6	10
77	Kolej Komuniti Santubong	0	0	0	35	68	39	0	0	0	4	7	11
78	Kolej Komuniti Betong	0	0	0	37	48	25	0	0	0	4	2	6
79	Kolej Komuniti Arau	0	0	0	340	572	353	3	2	12	32	50	82
80	Kolej Komuniti Tawau	0	0	0	258	390	203	0	0	0	27	15	42
81	Kolej Komuniti Lahad Datu	0	0	0	64	56	31	9	8	11	3	5	8
82	Kolej Komuniti Sandakan	0	0	0	110	151	60	0	0	0	12	6	18
83	Kolej Komuniti Beaufort	0	0	0	164	195	70	0	0	0	9	13	22
84	Kolej Komuniti Tambunan	0	0	0	157	197	137	0	0	0	9	10	19
85	Kolej Komuniti Penampang	0	0	0	110	179	97	0	0	0	5	12	17
86	Kolej Komuniti Kota Marudu	0	0	0	56	80	41	0	0	0	9	8	17
87	Kolej Komuniti Semporna	0	0	0	41	63	29	0	0	0	3	6	9
88	Kolej Komuniti Kuala Terengganu	0	0	0	379	622	348	12	11	18	34	44	78
89	Kolej Komuniti Besut	39	58	12	69	102	33	0	0	0	8	11	19
90	Kolej Komuniti Kemaman	0	0	0	41	65	28	0	0	0	8	7	15
91	Kolej Komuniti Kelana Jaya	0	0	0	97	108	0	0	0	0	12	5	17
92	Kolej Komuniti Kuala Pilah	0	0	0	22	16	0	0	0	0	5	14	19
93	Kolej Komuniti Cawangan Maran	0	0	0	5	5	0	0	0	0	0	0	0
94	Kolej Komuniti Cawangan Tanah Merah	0	0	0	31	31	0	0	0	0	0	0	0
JUMLAH / TOTAL		241	552	167	12,800	20,238	10,173	144	131	93	1,070	1,654	2,724

Sumber : Jabatan Pendidikan Kolej Komuniti, Kementerian Pendidikan Tinggi  
Source : Department of Community College, Ministry of Higher Education



5.1 PERBELANJAAN PENDIDIKAN MENGIKUT MAKSUD BEKALAN BERBANDING DENGAN PERBELANJAAN NEGARA DAN PENDAPATAN NEGARA KASAR (PNK), 2015 - 2017  
EDUCATIONAL EXPENDITURE BY PURPOSE AND AGAINST TOTAL GOVERNMENT EXPENDITURE AND GROSS NATIONAL INCOME (GNI) 2015 - 2017

Tahun / Year	Jumlah Perbelanjaan Pendidikan / Total Educational Expenditure	Jumlah Perbelanjaan Persekutuan / Total Federal Expenditure	Pendapatan Negara Kasar (PNK) pada Harga Pasaran / Gross National Income (GNI) at Market Price	Peratus Jumlah Perbelanjaan Pendidikan Berbanding Jumlah Perbelanjaan Persekutuan / Percentage of Total Educational Expenditure Against Total Federal Expenditure	Peratus Perbelanjaan Pendidikan Berbanding PNK pada Harga Pasaran / Percentage of Educational Expenditure Against GNI at Market Price
2015	40,553,315,554.00	257,770,000,000.00	1,126,400,000,000.00	15.73	3.60
2016 <sup>e</sup>	41,007,229,922.00	252,170,000,000.00	1,196,400,000,000.00	16.26	3.43
2017 <sup>p</sup>	43,988,468,100.00	262,580,000,000.00	1,317,000,000,000.00	16.75	3.34

Nota / Notes:

<sup>e</sup> : Anggaran / Estimate figures

<sup>p</sup> : Permulaan / Preliminary figures

Sumber : Bahagian Kewangan, Kementerian Pendidikan Malaysia

Source : Finance Division, Ministry of Education Malaysia

5.2 ANGGARAN PERBELANJAAN MENGRUS MENGIKUT PROGRAM DAN MAKSUD BEKALAN 2018  
ESTIMATED CURRENT EXPENDITURE BY PROGRAMME AND PURPOSE 2018

Program / Programme	Emolumen / Emolument RM (%)	Perkhidmatan dan Bekalan / Services and Supply RM (%)	Aset / Asset RM (%)	Pemberian dan Kenaan Bayaran Tetap / Grants and Fixed Charges RM (%)	Perbelanjaan Lain / Other Expenditures RM (%)	Jumlah / Total
Pengurusan / Management	1,087,908,300.00 35.51	1,939,185,600.00 63.30	-	36,205,300.00 1.18	-	3,063,299,200.00 100.00
Operasi Pendidikan / Educational Operation	34,528,258,100.00 96.45	1,084,643,300.00 3.03	-	187,419,100.00 0.52	-	35,800,320,500.00 100.00
Penyelidikan dan Pembangunan Ilmu / Knowledge Development and Research	-	-	-	-	-	-
Pembangunan Profesionalisme / Professional Development	630,800,300.00 75.30	133,286,200.00 15.91	-	73,656,800.00 8.79	-	837,743,300.00 100.00
Pengukuhan Operasi Pendidikan / Strengthening Educational Operation	298,163,400.00 64.78	161,441,200.00 35.08	-	640,000.00 0.14	-	460,244,600.00 100.00
Dasar, Penilaian dan Pengurusan Prestasi / Performance Management, Evaluation and Policy	71,687,600.00 88.01	9,767,800.00 11.99	-	-	-	81,455,400.00 100.00
Majlis Peperiksaan Malaysia (MPM) / Malaysian Examination Council	-	-	-	24,000,000.00 100.00	-	24,000,000.00 100.00
Dewan Bahasa dan Pustaka / Institute of Language and Literature	-	-	-	60,000,000.00 100.00	-	60,000,000.00 100.00
Program Khusus / Special Programme	-	615,559,300.00 14.78	134,662,900.00 3.23	3,414,165,700.00 81.98	-	4,164,387,900.00 100.00
Dasar Baru / New Policy	-	-	-	-	-	-
One-Off / One-Off	-	-	22,421,000.00 100.00	-	-	22,421,000.00 100.00
<b>JUMLAH / TOTAL</b>	<b>36,616,817,700.00</b>	<b>3,943,883,400.00</b>	<b>157,083,900.00</b>	<b>3,796,086,900.00</b>	<b>-</b>	<b>44,513,871,900.00</b>

Sumber : Bahagian Kewangan, Kementerian Pendidikan Malaysia

Source : Finance Division, Ministry of Education Malaysia

Nota / Notes:

Pengelasan program perbelanjaan mengurus adalah mengikut struktur Bajet Berasaskan Outcome (OBB) / Classification of programme for Current Expenditure is based on structure of Outcome Based Budgeting (OBB)

5.2.1 PERBELANJAAN MENURUS PENGURUSAN KEMENTERIAN 2016-2018  
CURRENT EXPENDITURE FOR MANAGEMENT OF MINISTRY 2016-2018

Program / Programme	Perbelanjaan Sebenar 2016 / Actual Expenditure 2016 RM (%)	Perbelanjaan Sebenar 2017 / Actual Expenditure 2017 RM (%)	Anggaran Perbelanjaan 2018 / Estimated Expenditure 2018 RM (%)
Pengurusan Ibu Pejabat / Head Office Management	211,635,138.71 7.62	126,789,524.05 3.23	128,040,500.00 4.18
Pengurusan Kewangan dan Akaun / Account and Finance Management	199,694,128.01 7.19	399,144,749.65 10.17	223,606,900.00 7.30
Pengurusan Sumber Manusia / Human Resource Management	153,937,702.73 5.54	140,474,919.44 3.58	160,064,000.00 5.23
Auditan / Audit	28,548,191.60 1.03	29,775,250.60 0.76	31,616,100.00 1.03
Pentadbiran Negeri / State Administration	2,184,757,943.67 78.63	3,226,929,098.76 82.25	2,519,971,700.00 82.26
<b>JUMLAH / TOTAL</b>	<b>2,778,573,104.72</b>	<b>3,923,113,542.50</b>	<b>3,063,299,200.00</b>

Sumber : Bahagian Kewangan, Kementerian Pendidikan Malaysia  
Source : Finance Division, Ministry of Education Malaysia

5.2.2 PERBELANJAAN MENURUS OPERASI PENDIDIKAN 2016-2018  
CURRENT EXPENDITURE FOR EDUCATIONAL OPERATION 2016-2018

Program / Programme	Perbelanjaan Sebenar 2016 / Actual Expenditure 2016 RM (%)	Perbelanjaan Sebenar 2017 / Actual Expenditure 2017 RM (%)	Anggaran Perbelanjaan 2018 / Estimated Expenditure 2018 RM (%)
Pendidikan Awal / Early Education	594,163,202.30 1.84	646,375,003.29 1.85	760,601,400.00 2.12
Pendidikan Rendah / Primary Education	16,425,481,571.85 50.80	17,326,536,568.90 49.65	17,354,339,300.00 48.48
Pendidikan Menengah / Secondary Education	14,944,960,881.12 46.22	16,523,356,450.14 47.35	17,241,115,600.00 48.16
Pendidikan Lepas Menengah / Post Secondary Education	367,219,658.04 1.14	401,040,487.56 1.15	444,264,200.00 1.24
<b>JUMLAH / TOTAL</b>	<b>32,331,825,313.31</b>	<b>34,897,308,509.89</b>	<b>35,800,320,500.00</b>

Sumber : Bahagian Kewangan, Kementerian Pendidikan Malaysia  
Source : Finance Division, Ministry of Education Malaysia

5.2.3 PERBELANJAAN MENURUS PENYELIDIKAN DAN PEMBANGUNAN ILMU 2016-2018  
CURRENT EXPENDITURE FOR KNOWLEDGE DEVELOPMENT AND RESEARCH 2016-2018

Program / Programme	Perbelanjaan Sebenar 2016 / Actual Expenditure 2016 RM (%)	Perbelanjaan Sebenar 2017 / Actual Expenditure 2017 RM (%)	Anggaran Perbelanjaan 2018 / Estimated Expenditure 2018 RM (%)
Pembangunan Kurikulum / Curriculum Development	24,574,550.51 100.00	22,073,805.55 100.00	-
<b>JUMLAH / TOTAL</b>	<b>24,574,550.51</b>	<b>22,073,805.55</b>	<b>-</b>

Sumber : Bahagian Kewangan, Kementerian Pendidikan Malaysia  
Source : Finance Division, Ministry of Education Malaysia

Nota / Notes :

Bagi tahun 2018, struktur OBB telah diubah mengikut program yang baharu. Perbelanjaan bagi Pembangunan Kurikulum adalah di bawah program Penguatkuasaan Operasi Pendidikan / OBB Structure has been changed in the year 2018. Expenditure for curriculum development is classified under Strengthening Educational Operation Programme.

5.2.4 PERBELANJAAN MENGURUS PEMBANGUNAN PROFESIONALISME 2016-2018  
CURRENT EXPENDITURE FOR PROFESSIONAL DEVELOPMENT 2016-2018

Program Programme	Perbelanjaan Sebenar 2016 / Actual Expenditure 2016	Perbelanjaan Sebenar 2017 / Actual Expenditure 2017	Anggaran Perbelanjaan 2018 / Estimated Expenditure 2018
	RM (%)	RM (%)	RM (%)
Latihan Pra Perkhidmatan (IPGM) / Pre-service Training	653,372,708.60 88.43	615,190,188.86 87.39	727,209,400.00 86.81
Latihan Dalam Perkhidmatan (BPG) / In-service Training	27,645,901.40 3.74	23,582,898.60 3.35	30,074,100.00 3.59
Latihan Kepimpinan (IAB) / Leadership Training	57,852,585.74 7.83	65,226,033.43 9.27	80,459,800.00 9.60
<b>JUMLAH / TOTAL</b>	<b>738,871,195.74</b>	<b>703,999,120.89</b>	<b>837,743,300.00</b>

Sumber : Bahagian Kewangan, Kementerian Pendidikan Malaysia  
Source : Finance Division, Ministry of Education Malaysia

5.2.5 PERBELANJAAN MENGURUS PENGUKUHAN OPERASI PENDIDIKAN 2016-2018  
CURRENT EXPENDITURE FOR STRENGTHENING EDUCATIONAL OPERATION 2016-2018

Program Programme	Perbelanjaan Sebenar 2016 / Actual Expenditure 2016	Perbelanjaan Sebenar 2017 / Actual Expenditure 2017	Anggaran Perbelanjaan 2018 / Estimated Expenditure 2018
	RM (%)	RM (%)	RM (%)
Pembangunan Infrastruktur / Infrastructure Development	67,183,156.55 13.87	15,428,183.02 3.42	18,694,800.00 4.06
Teknologi Maklumat / Information Technology	294,874,953.88 60.88	314,463,317.01 69.63	279,428,500.00 60.71
Bahan Pengajaran dan Pembelajaran / Teaching and Learning Materials	14,149,689.02 2.92	14,702,659.15 3.26	16,472,100.00 3.58
Pentaksiran (LP) / Assessment	28,995,360.55 5.99	31,324,050.75 6.94	33,440,700.00 7.27
Bantuan dan Kebajikan Pendidikan (Biasiswa) / Education Assistance and Welfare	79,174,318.41 16.35	75,673,661.49 16.76	84,118,400.00 18.28
Pembangunan Kurikulum / Curriculum Development	-	-	28,090,100.00 6.10
<b>JUMLAH / TOTAL</b>	<b>484,377,478.41</b>	<b>451,591,871.42</b>	<b>460,244,600.00</b>

Sumber : Bahagian Kewangan, Kementerian Pendidikan Malaysia  
Source : Finance Division, Ministry of Education Malaysia

5.2.6 PERBELANJAAN MENGURUS DASAR, PENILAIAN DAN PENGURUSAN PRESTASI 2016-2018  
CURRENT EXPENDITURE FOR PERFORMANCE MANAGEMENT, EVALUATION AND POLICY 2016-2018

Program Programme	Perbelanjaan Sebenar 2016 / Actual Expenditure 2016	Perbelanjaan Sebenar 2017 / Actual Expenditure 2017	Anggaran Perbelanjaan 2018 / Estimated Expenditure 2018
	RM (%)	RM (%)	RM (%)
Dasar Pendidikan / Education Policy	15,884,791.12 25.16	16,840,175.87 26.45	20,118,000.00 24.70
Penilaian / Evaluation	47,247,131.81 74.84	46,816,408.47 73.55	61,337,400.00 75.30
<b>JUMLAH / TOTAL</b>	<b>63,131,922.93</b>	<b>63,656,584.34</b>	<b>81,455,400.00</b>

Sumber : Bahagian Kewangan, Kementerian Pendidikan Malaysia  
Source : Finance Division, Ministry of Education Malaysia

5.2.7 PERBELANJAAN MENGRUS MAJLIS PEPERIKSAAN MALAYSIA DAN DEWAN BAHASA DAN PUSTAKA 2016-2018  
CURRENT EXPENDITURE FOR MALAYSIA EXAMINATION COUNCIL AND INSTITUTE OF LANGUAGE AND LITERATURE 2016-2018

Program Programme	Perbelanjaan Sebenar 2016 / Actual Expenditure 2016	Perbelanjaan Sebenar 2017 / Actual Expenditure 2017	Anggaran Perbelanjaan 2018 / Estimated Expenditure 2018
	RM (%)	RM (%)	RM (%)
Majlis Peperiksaan Malaysia / Malaysia Examination Council	25,000,000.00 35.71	20,000,000.00 18.18	24,000,000.00 28.57
Dewan Bahasa dan Pustaka / Institute of Language and Literature	45,000,000.00 64.29	90,000,000.00 81.82	60,000,000.00 71.43
<b>JUMLAH / TOTAL</b>	<b>70,000,000.00</b>	<b>110,000,000.00</b>	<b>84,000,000.00</b>

Sumber : Bahagian Kewangan, Kementerian Pendidikan Malaysia  
Source : Finance Division, Ministry of Education Malaysia

5.2.8 PERBELANJAAN MENGRUS DASAR BAHARU 2016-2018  
CURRENT EXPENDITURE FOR NEW POLICY 2016-2018

Program Programme	Perbelanjaan Sebenar 2016 / Actual Expenditure 2016	Perbelanjaan Sebenar 2017 / Actual Expenditure 2017	Anggaran Perbelanjaan 2018 / Estimated Expenditure 2018
	RM (%)	RM (%)	RM (%)
Pembukaan Institusi Baru / Opening of New Institutions	-	-	-
Program Bursary / Bursary Programme	24,412,137.10 100.00	-	-
Pelaksanaan Pengajaran dan Pembelajaran Berkaitan ICT / Teaching and Learning using ICT	-	-	-
<b>JUMLAH / TOTAL</b>	<b>24,412,137.10</b>	<b>-</b>	<b>-</b>

Sumber : Bahagian Kewangan, Kementerian Pendidikan Malaysia  
Source : Finance Division, Ministry of Education Malaysia

5.2.9 PERBELANJAAN MENGRUS ONE-OFF 2016-2018  
CURRENT EXPENDITURE FOR ONE-OFF 2016-2018

Program Programme	Perbelanjaan Sebenar 2016 / Actual Expenditure 2016	Perbelanjaan Sebenar 2017 / Actual Expenditure 2017	Anggaran Perbelanjaan 2018 / Estimated Expenditure 2018
	RM (%)	RM (%)	RM (%)
NKRA : Pelajaran / NKRA : Education	56,487,750.80 95.14	-	-
Kenderaan dan Jentera / Vehicle / Machinery Motor	-	-	-
Harta Modal / Capital Assets	-	24,980,437.17 99.97	22,421,000.00 100.00
NKEA / NKEA	2,488,331.44 4.19	-	-
Pelupusan Bahan Kimia / Disposal of Chemical	394,489.95 0.66	8,282.14 0.03	-
Tabung Penyelenggaraan Sekolah / School Maintenance Fund	-	-	-
<b>JUMLAH / TOTAL</b>	<b>59,370,572.19</b>	<b>24,988,719.31</b>	<b>22,421,000.00</b>

Sumber : Bahagian Kewangan, Kementerian Pendidikan Malaysia  
Source : Finance Division, Ministry of Education Malaysia

5.2.10 PERBELANJAAN MENURUS PROGRAM KHUSUS 2016-2018  
CURRENT EXPENDITURE FOR SPECIAL PROGRAMME 2016-2018

Program / Programme	Perbelanjaan Sebenar 2016 / Actual Expenditure 2016	Perbelanjaan Sebenar 2017 / Actual Expenditure 2017	Anggaran Perbelanjaan 2018 / Estimated Expenditure 2018
	RM (%)	RM (%)	RM (%)
Bertugas ke Luar Negara / Overseas Assignment	3,696,859.70 0.12	4,232,811.25 0.12	5,000,000.00 0.12
Memartabatkan Bahasa Malaysia dan Memperkukuh Bahasa Inggeris (MBMMBI) / Upholding the Malay Language and Strengthening the Command of English	68,612,633.01 2.24	151,583,176.25 4.23	145,806,000.00 3.50
Perluasan Program Vokasional dan Kemahiran / Vocational and Skills Program Expansion	- -	- -	- -
Penyelenggaraan Institusi Pendidikan KPM / MOE Educational/Institutions Maintenance	212,843.74 0.01	141,193,581.48 3.94	152,000,000.00 3.65
Pembaikan Bangunan / Building Maintenance	52,291,224.47 1.71	- -	- -
Tanah dan Pembaikan Tanah / Land Repair	20,856,333.38 0.68	13,378,464.26 0.37	57,662,900.00 1.38
Penyelenggaraan Genset / Genset Maintenance	- -	180,000,000.00 5.02	180,000,000.00 4.32
Penyelenggaraan Telaga Tiub / Tube Well Maintenance	- -	69,320,000.00 1.93	62,400,000.00 1.50
Penyelenggaraan Solar Hibrid / Hybrid Solar Maintenance	- -	20,195,710.00 0.56	23,600,000.00 0.57
Emolumen Kakitangan Kontrak / Contract Staff	- -	281,968.83 0.01	420,000.00 0.01
Elaun Murid Berkeperluan Khas / Allowance for Students with Special Needs	130,186,384.89 4.25	142,089,441.33 3.96	100,000,000.00 2.40
Bantuan Geran Perkapita / Per Capita Grant	565,128,818.32 18.45	594,093,858.82 16.57	640,000,000.00 15.37
Bantuan Kokurikulum / Assistance for Co-Curriculum	45,174,953.15 1.47	- -	- -
Bantuan Sukan / Sport Assistance	19,545,130.86 0.64	24,186,038.57 0.67	25,000,000.00 0.60
Yuran Khas Sekolah / Special School Fees	25,426,791.32 0.83	- -	- -
Projek Khas Murid Sekolah Berasrama Penuh / Full Boarding School Special Project for Student Program	5,000,000.00 0.16	4,615,662.29 0.13	5,000,000.00 0.12
Bantuan Makanan Asrama / Hostel Food Assistance	1,103,324,068.56 36.02	1,176,020,706.83 32.79	1,100,000,000.00 26.41
Rancangan Makanan Tambahan / Additional Food Plan	229,261,415.58 7.48	289,080,205.32 8.06	299,974,900.00 7.20
Bantuan Pakaian Seragam Pasukan Beruniform / Assistance for Uniform Bodies	1,264,408.40 0.04	4,568,387.35 0.13	4,700,000.00 0.11
Perjalanan dan Pengangkutan Murid Asrama / Assistance for Student Transport	20,857,354.65 0.68	15,833,563.57 0.44	18,000,000.00 0.43
Bantuan Jaket Keselamatan / Assistance for Safety Jacket	498,328.00 0.02	499,562.50 0.01	500,000.00 0.01
Kelas Dewasa Orang Asli Penan / Adult Literacy Class for Orang Asli and Penan Parents	3,499,100.00 0.11	3,498,125.00 0.10	3,499,100.00 0.08

5.2.10 PERBELANJAAN MENURUS PROGRAM KHUSUS 2016-2018 (samb.)  
CURRENT EXPENDITURE FOR SPECIAL PROGRAMME 2016-2018 (cont.)

Program / Programme	Perbelanjaan Sebenar 2016 / Actual Expenditure 2016 RM (%)	Perbelanjaan Sebenar 2017 / Actual Expenditure 2017 RM (%)	Anggaran Perbelanjaan 2018 / Estimated Expenditure 2018 RM (%)
Bantuan Makanan Prasekolah / Pre-school Food Assistance	83,670,533.31 2.73	85,733,213.99 2.39	90,000,000.00 2.16
Bantuan Geran Per Kapita Prasekolah / Per Capita Grant for Pre-school	16,155,783.40 0.53	20,667,176.69 0.58	21,626,400.00 0.52
Pembelian Buku Tekst / Text Book Purchase	129,982,978.51 4.24	156,694,062.85 4.37	190,000,000.00 4.56
Program Susu Sekolah / School Milk Programme	71,383,027.69 2.33	- -	- -
Bantuan Bayaran Tambahan Persekolahan (BBTP) / Assistance for Additional Payment for Schooling	112,757,503.51 3.68	203,355,346.80 5.67	185,932,400.00 4.46
Geran Peruntukan Operasi Kota Buku Kuala Lumpur / Operational Funding Grant for Kota Buku Kuala Lumpur	- -	- -	- -
Penyertaan Pelajar Di Peringkat Antarabangsa / Student Involvement at International Level	2,200,743.74 0.07	1,865,558.12 0.05	3,500,000.00 0.08
Biasiswa Kecil Persekutuan / Federal Scholarship	133,792,214.00 4.37	- -	118,000,000.00 2.83
Biasiswa Kecil Persediaan Universiti / Scholarship for University Entrance	6,540,630.00 0.21	- -	- -
Skim Biasiswa Sukan / Sports Scholarship Scheme	1,599,330.20 0.05	- -	1,600,000.00 0.04
Elaun Pra Universiti / Pre-University Allowance	364,000.00 0.01	399,870.00 0.01	638,000.00 0.02
Pengurusan Sukan / Sport Management	21,887,879.68 0.71	22,813,133.88 0.64	34,000,000.00 0.82
Transformasi Pegawai Perkhidmatan Pendidikan / Education Officers Transformation	- -	- -	- -
Program Teach for Malaysia / Teach for Malaysia Programme	3,498,296.85 0.11	1,912,253.57 0.05	4,217,400.00 0.10
Program Sekolah Amanah / Trust School Programme	9,999,962.80 0.33	15,600,000.00 0.43	16,078,800.00 0.39
Biasiswa Perguruan Persekutuan / Federal Teachers Scholarship	68,656,934.17 2.24	- -	77,116,100.00 1.85
Program Bursary / Bursary Programme	24,412,137.10 0.80	- -	- -
Sekolah Transformasi / Transformation School	7,887,902.92 0.26	7,545,394.73 0.21	10,693,600.00 0.26
STEM / STEM	2,947,507.75 0.10	- -	- -
Buying Places / Buying Places	70,532,756.48 2.30	68,832,682.55 1.92	- -
Inisiatif PPPM / Initiative PPPM	- -	166,222,200.00 4.63	260,422,300.00 6.25
Bantuan Awal Persekolahan / Early Year Assistance	- -	- -	327,000,000.00 7.85
<b>JUMLAH / TOTAL</b>	<b>3,063,106,770.14</b>	<b>3,586,312,156.83</b>	<b>4,164,387,900.00</b>

Sumber : Bahagian Kewangan, Kementerian Pendidikan Malaysia  
Source : Finance Division, Ministry of Education Malaysia

5.3 PERBELANJAAN PEMBANGUNAN MENGIKUT PROGRAM PENDIDIKAN DI MALAYSIA  
DEVELOPMENT EXPENDITURE BY EDUCATIONAL PROGRAMMES IN MALAYSIA

Program / Programme	Perbelanjaan Sebenar 2017/ Actual Expenditure 2017 RM (%)	Anggaran Perbelanjaan 2018 / Estimates for the Year 2018 RM (%)	Perbelanjaan Sebenar 2018 (sehingga 30 Jun 2018) / Actual Expenditure 2018 (as of 30th Jun 2018) RM (%)
Pendidikan Prasekolah / Pre-school	2,169,870.93 0.20	6,555,800.00 0.45	- -
Pendidikan Rendah / Primary Education	112,942,575.25 10.31	147,729,800.00 10.21	53,800,835.66 8.49
Pendidikan Menengah / Secondary Education	416,524,836.63 38.01	339,761,000.00 23.49	138,610,054.04 21.86
Sekolah Sukan / Sports School	4,670,697.80 0.43	11,300,000.00 0.78	2,864,170.98 0.45
Sekolah Berasrama Penuh Integrasi / Fully Integrated Residential School	5,162,890.74 0.47	19,514,400.00 1.35	8,075,125.06 1.27
Matrikulasi / Matriculation	1,776,069.80 0.16	502,000.00 0.03	- -
Pendidikan Teknik dan Vokasional / Technical and Vocational Education	41,730,896.95 3.81	121,835,258.00 8.42	24,288,701.86 3.83
Pendidikan Guru - Institut Pendidikan Guru Malaysia / Teacher Education - Institute of Teacher Education Malaysia	39,600,617.85 3.61	19,265,196.00 1.33	3,456,665.17 0.55
Rumah Guru / Teachers' Housing	581,582.79 0.05	557,200.00 0.04	- -
Asrama / Hostels	1,071,419.84 0.10	11,048,900.00 0.76	1,721,790.40 0.27
Pejabat Pendidikan / Education Offices	2,725,292.24 0.25	10,200,000.00 0.71	217,034.81 0.03
Bantuan Modal / Capital Grants	5,559,561.93 0.51	12,251,042.00 0.85	2,582,877.98 0.41
Pendidikan Khas / Special Education	2,236,818.30 0.20	8,000,000.00 0.55	2,342,194.36 0.37
Pembangunan Kurikulum / Curriculum Development	- -	- -	- -
Bahagian Teknologi Pendidikan / Educational Technology Division	245,546,384.09 22.41	440,000,000.00 30.42	260,785,883.22 41.14
Program Pembangunan Sukan / Sports Development Programme	8,272,308.59 0.75	3,951,300.00 0.27	451,242.36 0.07
Ubah Suai dan Naik Taraf Sekolah Rendah / Modification and Upgrading of Primary School	4,612.72 0.00	- -	- -
Ubah Suai dan Naik Taraf Sekolah Menengah / Modification and Upgrading of Secondary School	1,489,272.95 0.14	4,500,000.00 0.31	1,499,119.49 0.24
Ubah Suai dan Naik Taraf Institut Pendidikan Guru Malaysia / Modification and Upgrading of Institute of Teacher Education Malaysia	226,719.04 0.02	- -	- -
Ubah Suai dan Naik Taraf Sokongan Pendidikan / Modification and Upgrading of Supporting Infrastructure	9,423,712.60 0.86	46,401,198.00 3.21	4,222,037.83 0.67
Program Pembangunan Luar Bandar Sabah dan Sarawak / Rural Development Programme for Sabah and Sarawak	127,865,062.08 11.67	85,052,500.00 5.88	38,802,907.61 6.12
Program Sistem Komputer dan Sekolah Bestari / Computer System Programmes and Smart Schools	- -	- -	- -
Lembaga Peperiksaan / Examination Syndicate	- -	- -	- -
Pembelian Tanah (Pendidikan) di Pelbagai Negeri / Purchase of Land (Education) in Various States	50,408,724.67 4.60	59,996,604.00 4.15	41,939,251.03 6.62
Institut Aminuddin Baki / Aminuddin Baki Institute	488,055.80 0.04	- -	- -
Sistem Pengkomputeran Sekolah / School Computerisation System	2,243,249.31 0.20	2,100,000.00 0.15	- -
Peluasan KPM Net / KPM Net Expansion	- -	- -	- -
Perabot dan Peralatan / Furniture and Equipment	13,013,515.15 1.19	23,145,302.00 1.60	487,235.30 0.08
Bangunan dan Pejabat-pejabat KPM / KPM Building and Offices	- -	72,616,900.00 5.02	47,808,400.36 7.54
<b>JUMLAH / TOTAL</b>	<b>1,095,734,748.05</b>	<b>1,446,284,400.00</b>	<b>633,955,527.52</b>

Sumber : Bahagian Pembangunan, Kementerian Pendidikan Malaysia  
Source : Development Division, Ministry of Education Malaysia



**BAB**  
*CHAPTER*

# 6

**AGENSI  
LAIN  
*OTHER  
AGENCIES***

6.1 BILANGAN TADIKA DAN KELAS MENGIKUT AGENSI DAN NEGERI 2018  
NUMBER OF KINDERGARTENS AND CLASSES BY AGENCIES AND STATE 2018

Negeri / State	ABIM		Jabatan Agama Islam Negeri / State Religious Department		KEMAS		Jabatan Perpaduan Negara Dan Integrasi Nasional / National Unity Department and Integration		Swasta / Private	
	Tadika Kindergartens	Kelas Classes	Tadika Kindergartens	Kelas Classes	Tadika Kindergartens	Kelas Classes	Tadika Kindergartens	Kelas Classes	Tadika Kindergartens	Kelas Classes
Johor	7	10	192	436	894	1,218	206	206	1,297	5,100
Kedah	24	49	40	112	732	834	107	107	578	1,872
Kelantan	21	47	2	14	711	796	107	107	235	772
Melaka	2	3	70	290	275	324	64	64	407	1,389
Negeri Sembilan	14	28	34	102	357	477	120	120	387	1,313
Pahang	13	15	12	44	677	934	126	126	248	878
Perak	40	86	76	143	721	872	164	164	546	1,910
Perlis	0	0	22	44	140	153	37	37	61	173
Pulau Pinang	13	29	15	50	274	327	116	116	451	1,908
Sabah	19	43	15	36	986	1,465	142	142	425	1,533
Sarawak	15	62	2	2	1,053	1,517	172	172	459	1,909
Selangor	55	166	47	158	793	1,016	182	182	1,883	7,973
Terengganu	6	22	18	146	752	875	72	72	131	497
WP Kuala Lumpur	0	0	70	262	125	255	132	132	358	1,612
WP Labuan	0	0	4	12	20	21	25	25	15	79
WP Putrajaya	0	0	7	38	19	35	9	9	62	275
<b>JUMLAH / TOTAL</b>	<b>229</b>	<b>560</b>	<b>626</b>	<b>1,889</b>	<b>8,529</b>	<b>11,119</b>	<b>1,781</b>	<b>1,781</b>	<b>7,543</b>	<b>29,193</b>

Sumber : Angkatan Belia Islam Malaysia (ABIM), Jabatan Agama Islam Negeri (JAIN), Jabatan Kemajuan Masyarakat (KEMAS), Jabatan Perpaduan Negara Dan Integrasi Nasional (PERPADUAN) dan Unit Pelaksanaan dan Prestasi Pendidikan (PADU) / Malaysian Islamic Youth Movement (ABIM), State Religious Department (JAIN), Department of Community Development (KEMAS), National Unity and Integration Department (PERPADUAN) and Educational Performance and Delivery Unit (PADU).

6.1.1 ENROLMEN MURID DAN BILANGAN GURU TADIKA ABIM MENGIKUT NEGERI 2018  
ENROLMENT AND NUMBER OF TEACHERS IN ABIM KINDERGARTENS BY STATE 2018

ABIM

Negeri / State	ABIM / ABIM												Guru / Teachers		
	Enrolmen / Enrolment									Jumlah / Total					
	4 tahun / 4 years old			5 tahun / 5 years old			6 tahun / 6 years old			L / M	P / F	J / T	L / M	P / F	J / T
L / M	P / F	J / T	L / M	P / F	J / T	L / M	P / F	J / T	L / M	P / F	J / T	L / M	P / F	J / T	
Johor	50	45	95	87	79	166	93	89	182	230	213	443	0	17	17
Kedah	39	36	75	107	110	217	116	108	224	262	254	516	0	40	40
Kelantan	55	51	106	200	180	380	163	133	296	418	364	782	0	86	86
Melaka	4	5	9	18	10	28	12	7	19	34	22	56	0	4	4
Negeri Sembilan	22	20	42	85	66	151	62	56	118	169	142	311	0	33	33
Pahang	42	45	87	64	61	125	46	42	88	152	148	300	0	29	29
Perak	132	125	257	320	263	583	281	240	521	733	628	1,361	0	83	83
Perlis	0	0	0	0	0	0	0	0	0	0	0	0	0	0	0
Pulau Pinang	28	26	54	90	83	173	91	91	182	209	200	409	0	33	33
Sabah	67	80	147	179	118	297	190	115	305	436	313	749	0	50	50
Sarawak	80	80	160	130	192	322	173	232	405	383	504	887	0	75	75
Selangor	190	200	390	630	621	1,251	519	519	1,038	1,339	1,340	2,679	0	176	176
Terengganu	46	32	78	72	55	127	75	54	129	193	141	334	0	27	27
WP Kuala Lumpur	0	0	0	0	0	0	0	0	0	0	0	0	0	0	0
WP Labuan	0	0	0	0	0	0	0	0	0	0	0	0	0	0	0
WP Putrajaya	0	0	0	0	0	0	0	0	0	0	0	0	0	0	0
<b>JUMLAH / TOTAL</b>	<b>755</b>	<b>745</b>	<b>1,500</b>	<b>1,982</b>	<b>1,838</b>	<b>3,820</b>	<b>1,821</b>	<b>1,686</b>	<b>3,507</b>	<b>4,558</b>	<b>4,269</b>	<b>8,827</b>	<b>0</b>	<b>653</b>	<b>653</b>

Nota / Note :

Kanak-kanak berumur 3+, 4+, 5+ tahun / Children aged 3+, 4+, 5+ years old

Sumber / Source : Angkatan Belia Islam Malaysia (ABIM) / Malaysian Islamic Youth Movement (ABIM)

6.1.2 ENROLMEN MURID DAN BILANGAN GURU TADIKA JABATAN AGAMA ISLAM NEGERI MENGIKUT NEGERI 2018  
ENROLMENT AND NUMBER OF TEACHERS IN STATE RELIGIOUS DEPARTMENTS KINDERGARTENS BY STATE 2018

## JAIN

Negeri / State	Jabatan Agama Islam Negeri / State Religious Departments												Guru / Teachers		
	Enrolmen / Enrolment									Jumlah/ Total					
	4 tahun / 4 years old			5 tahun / 5 years old			6 tahun / 6 years old								
	L / M	P / F	J / T	L / M	P / F	J / T	L / M	P / F	J / T	L / M	P / F	J / T	L / M	P / F	J / T
Johor	25	21	46	1,223	1,136	2,359	1,731	1,531	3,262	2,979	2,688	5,667	12	314	326
Kedah	77	81	158	424	350	774	375	345	720	876	776	1,652	0	74	74
Kelantan	0	0	0	56	58	114	77	98	175	133	156	289	0	25	25
Melaka	152	144	296	1,173	1,095	2,268	1,121	1,031	2,152	2,446	2,270	4,716	0	398	398
Negeri Sembilan	97	75	172	274	269	543	261	200	461	632	544	1,176	2	105	107
Pahang	46	46	92	214	206	420	201	151	352	461	403	864	0	95	95
Perak	258	229	487	634	616	1,250	474	404	878	1,366	1,249	2,615	0	161	161
Perlis	3	0	3	151	128	279	94	104	198	248	232	480	0	44	44
Pulau Pinang	76	72	148	141	135	276	129	96	225	346	303	649	0	48	48
Sabah	0	0	0	179	165	344	209	163	372	388	328	716	2	36	38
Sarawak	0	1	1	9	6	15	3	5	8	12	12	24	0	4	4
Selangor	109	106	215	759	669	1,428	826	745	1,571	1,694	1,520	3,214	14	320	334
Terengganu	0	0	0	951	1,007	1,958	1,055	974	2,029	2,006	1,981	3,987	3	190	193
WP Kuala Lumpur	0	0	0	1,275	1,261	2,536	1,315	1,248	2,563	2,590	2,509	5,099	5	297	302
WP Labuan	0	0	0	97	58	155	87	65	152	184	123	307	0	21	21
WP Putrajaya	0	0	0	261	244	505	215	211	426	476	455	931	3	57	60
<b>JUMLAH / TOTAL</b>	<b>843</b>	<b>775</b>	<b>1,618</b>	<b>7,821</b>	<b>7,403</b>	<b>15,224</b>	<b>8,173</b>	<b>7,371</b>	<b>15,544</b>	<b>16,837</b>	<b>15,549</b>	<b>32,386</b>	<b>41</b>	<b>2,189</b>	<b>2,230</b>

## Nota / Note :

Kanak-kanak berumur 3+, 4+, 5+ tahun / Children aged 3+, 4+, 5+ years old

Sumber / Source : Jabatan Kemajuan Islam Malaysia (JAKIM) / Malaysia Department of Islamic Development (JAKIM)

6.1.3 ENROLMEN MURID DAN BILANGAN GURU TADIKA KEMAS MENGIKUT NEGERI 2018  
ENROLMENT AND NUMBER OF TEACHERS IN KEMAS KINDERGARTENS BY STATE 2018

## KEMAS

Negeri / State	KEMAS / Department of Community Development												Guru / Teachers		
	Enrolmen / Enrolment									Jumlah/ Total					
	4 tahun / 4 years old			5 tahun / 5 years old			6 tahun / 6 years old								
	L / M	P / F	J / T	L / M	P / F	J / T	L / M	P / F	J / T	L / M	P / F	J / T	L / M	P / F	J / T
Johor	1,943	2,143	4,086	5,561	5,482	11,043	4,437	4,155	8,592	11,941	11,780	23,721	10	1,156	1,166
Kedah	1,277	1,476	2,753	4,186	4,138	8,324	3,255	3,027	6,282	8,718	8,641	17,359	9	806	815
Kelantan	1,727	2,093	3,820	4,319	4,158	8,477	2,991	2,751	5,742	9,037	9,002	18,039	3	783	786
Melaka	615	706	1,321	1,393	1,424	2,817	1,130	1,127	2,257	3,138	3,257	6,395	3	318	321
Negeri Sembilan	905	999	1,904	2,474	2,367	4,841	1,895	1,715	3,610	5,274	5,081	10,355	1	472	473
Pahang	1,828	2,036	3,864	4,027	3,973	8,000	2,668	2,502	5,170	8,523	8,511	17,034	3	911	914
Perak	1,554	1,789	3,343	3,626	3,566	7,192	2,806	2,654	5,460	7,986	8,009	15,995	5	845	850
Perlis	355	355	710	582	590	1,172	349	411	760	1,286	1,356	2,642	1	146	147
Pulau Pinang	570	650	1,220	1,480	1,461	2,941	1,114	1,091	2,205	3,164	3,202	6,366	3	325	328
Sabah	1,774	2,014	3,788	6,044	5,743	11,787	6,936	6,374	13,310	14,754	14,131	28,885	70	1,381	1,451
Sarawak	2,435	2,585	5,020	4,638	4,169	8,807	3,508	3,250	6,758	10,581	10,004	20,585	33	1,476	1,509
Selangor	943	1,061	2,004	6,460	6,431	12,891	5,992	5,749	11,741	13,395	13,241	26,636	5	1,008	1,013
Terengganu	2,130	2,474	4,604	4,241	4,154	8,395	3,359	3,234	6,593	9,730	9,862	19,592	1	853	854
WP Kuala Lumpur	103	142	245	1,215	1,317	2,532	1,317	1,214	2,531	2,635	2,673	5,308	3	248	251
WP Labuan	9	16	25	124	98	222	123	108	231	256	222	478	0	22	22
WP Putrajaya	7	11	18	279	268	547	129	148	277	415	427	842	1	34	35
<b>JUMLAH / TOTAL</b>	<b>18,175</b>	<b>20,550</b>	<b>38,725</b>	<b>50,649</b>	<b>49,339</b>	<b>99,988</b>	<b>42,009</b>	<b>39,510</b>	<b>81,519</b>	<b>110,833</b>	<b>109,399</b>	<b>220,232</b>	<b>151</b>	<b>10,784</b>	<b>10,935</b>

## Nota / Note :

Kanak-kanak berumur 3+, 4+, 5+ tahun / Children aged 3+, 4+, 5+ years old

Sumber / Source : Jabatan Kemajuan Masyarakat (KEMAS) / Department of Community Development (KEMAS)

6.1.4 ENROLMEN MURID DAN BILANGAN GURU TADIKA PERPADUAN MENGIKUT NEGERI 2018  
ENROLMENT AND NUMBER OF TEACHERS IN PERPADUAN KINDERGARTENS BY STATE 2018

## TADIKA PERPADUAN

Negeri / State	Tadika Perpaduan / Perpaduan Kindergartens												Guru / Teachers		
	Enrolmen / Enrolment									Jumlah/ Total					
	4 tahun / 4 years old			5 tahun / 5 years old			6 tahun / 6 years old			L / M	P / F	J / T	L / M	P / F	J / T
Johor	278	337	615	997	1,016	2,013	820	898	1,718	2,095	2,251	4,346	0	201	201
Kedah	111	427	538	565	298	863	611	545	1,156	1,287	1,270	2,557	0	105	105
Kelantan	156	185	341	613	628	1,241	488	448	936	1,257	1,261	2,518	0	105	105
Melaka	96	93	189	308	296	604	236	274	510	640	663	1,303	0	64	64
Negeri Sembilan	106	110	216	610	621	1,231	540	536	1,076	1,256	1,267	2,523	0	118	118
Pahang	129	158	287	579	615	1,194	539	556	1,095	1,247	1,329	2,576	0	122	122
Perak	204	230	434	753	701	1,454	737	716	1,453	1,694	1,647	3,341	0	161	161
Perlis	102	144	246	163	174	337	121	115	236	386	433	819	0	37	37
Pulau Pinang	156	216	372	570	559	1,129	487	494	981	1,213	1,269	2,482	0	114	114
Sabah	71	67	138	552	629	1,181	862	902	1,764	1,485	1,598	3,083	0	142	142
Sarawak	130	144	274	620	664	1,284	812	773	1,585	1,562	1,581	3,143	0	165	165
Selangor	96	105	201	1,022	977	1,999	1,042	1,050	2,092	2,160	2,132	4,292	0	181	181
Terengganu	169	208	377	342	342	684	276	256	532	787	806	1,593	0	71	71
WP Kuala Lumpur	75	266	341	516	666	1,182	707	595	1,302	1,298	1,527	2,825	0	129	129
WP Labuan	2	3	5	108	80	188	103	106	209	213	189	402	0	25	25
WP Putrajaya	1	1	2	58	78	136	29	37	66	88	116	204	0	9	9
<b>JUMLAH / TOTAL</b>	<b>1,882</b>	<b>2,694</b>	<b>4,576</b>	<b>8,376</b>	<b>8,344</b>	<b>16,720</b>	<b>8,410</b>	<b>8,301</b>	<b>16,711</b>	<b>18,668</b>	<b>19,339</b>	<b>38,007</b>	<b>0</b>	<b>1,749</b>	<b>1,749</b>

Sumber : Jabatan Perpaduan Negara dan Integrasi Nasional (JPNIN)  
Source : National Unity and Integration Department (JPNIN)

6.1.5 ENROLMEN MURID DAN BILANGAN GURU TADIKA SWASTA MENGIKUT NEGERI 2018  
ENROLMENT AND NUMBER OF TEACHERS IN PRIVATE KINDERGARTENS BY STATE 2018

## TADIKA SWASTA

Negeri / State	Tadika Swasta / Private Kindergartens												Guru / Teachers		
	Enrolmen / Enrolment									Jumlah/ Total					
	4 tahun / 4 years old			5 tahun / 5 years old			6 tahun / 6 years old			L / M	P / F	J / T	L / M	P / F	J / T
Johor	6,422	6,286	12,708	10,851	10,453	21,304	12,075	11,325	23,400	29,348	28,064	57,412	107	5,059	5,166
Kedah	2,334	2,118	4,452	4,369	4,099	8,468	4,602	4,127	8,729	11,305	10,344	21,649	17	1,909	1,926
Kelantan	930	1,033	1,963	2,033	1,937	3,970	2,014	1,798	3,812	4,977	4,768	9,745	5	810	815
Melaka	1,471	1,355	2,826	3,088	2,921	6,009	3,127	2,992	6,119	7,686	7,268	14,954	15	1,469	1,484
Negeri Sembilan	1,582	1,531	3,113	2,840	2,729	5,569	3,023	2,823	5,846	7,445	7,083	14,528	15	1,356	1,371
Pahang	1,347	1,346	2,693	1,989	1,886	3,875	1,868	1,773	3,641	5,204	5,005	10,209	17	902	919
Perak	2,733	2,605	5,338	4,559	4,263	8,822	5,040	4,866	9,906	12,332	11,734	24,066	13	1,914	1,927
Perlis	183	175	358	380	354	734	388	314	702	951	843	1,794	1	183	184
Pulau Pinang	2,399	2,344	4,743	3,544	3,495	7,039	4,309	4,022	8,331	10,252	9,861	20,113	35	2,033	2,068
Sabah	2,320	2,383	4,703	4,946	4,689	9,635	5,372	4,984	10,356	12,638	12,056	24,694	23	1,569	1,592
Sarawak	2,916	2,885	5,801	5,138	4,977	10,115	5,907	5,349	11,256	13,961	13,211	27,172	13	1,970	1,983
Selangor	9,526	9,418	18,944	17,445	16,829	34,274	19,251	18,409	37,660	46,222	44,656	90,878	127	8,203	8,330
Terengganu	603	634	1,237	1,099	1,092	2,191	1,063	935	1,998	2,765	2,661	5,426	4	512	516
WP Kuala Lumpur	1,937	1,985	3,922	4,042	4,039	8,081	4,611	4,434	9,045	10,590	10,458	21,048	44	1,642	1,686
WP Labuan	119	140	259	321	272	593	321	305	626	761	717	1,478	2	98	100
WP Putrajaya	366	388	754	730	720	1,450	673	634	1,307	1,769	1,742	3,511	4	301	305
<b>JUMLAH / TOTAL</b>	<b>37,188</b>	<b>36,626</b>	<b>73,814</b>	<b>67,374</b>	<b>64,755</b>	<b>132,129</b>	<b>73,644</b>	<b>69,090</b>	<b>142,734</b>	<b>178,206</b>	<b>170,471</b>	<b>348,677</b>	<b>442</b>	<b>29,930</b>	<b>30,372</b>

Nota / Notes :

Kanak-kanak berumur 3+, 4+, 5+ tahun / Children aged 3+, 4+, 5+ years old

Sumber : Bahagian Pendidikan Swasta

Source : Private Education Division

6.2 BILANGAN SEKOLAH RENDAH DAN MENENGAH SWASTA MENGIKUT NEGERI DAN JENIS SEKOLAH SEPERTI PADA 30 JUN 2018  
NUMBER OF PRIVATE PRIMARY AND SECONDARY SCHOOLS BY STATE AND TYPE AS OF 30th JUNE 2018

Negeri / State	Sekolah Rendah / Primary School	Sekolah Menengah / Secondary School	Sekolah Menengah Persendirian Cina / Chinese Private School	Sekolah Antarabangsa / International School	Sekolah Ekspatriat / Expatriate School	Sek. Ren. Agama / Primary Religious School	Sek. Men. Agama / Secondary Religious School	Sekolah Pendidikan Khas / Special Education School	Gaya Pos / Correspondence School	Jumlah / Total
Johor	8	8	8	16	1	10	5	2	0	58
Kedah	1	2	3	3	0	7	3	0	0	19
Kelantan	0	4	1	2	0	6	1	1	0	15
Melaka	0	2	1	4	0	0	2	0	0	9
Negeri Sembilan	2	3	2	6	0	2	3	0	0	18
Pahang	0	3	0	4	0	6	2	0	0	15
Perak	1	2	9	6	0	1	1	5	0	25
Perlis	0	0	0	0	0	0	1	0	0	1
Pulau Pinang	1	2	5	11	2	2	1	5	0	29
Sabah	17	6	9	4	2	1	0	0	0	39
Sarawak	9	5	14	6	0	2	0	1	0	37
Selangor	18	17	4	54	7	15	11	0	0	126
Terengganu	1	6	0	2	0	3	5	0	0	17
WP Kuala Lumpur	3	4	4	21	3	1	1	1	1	39
WP Labuan	1	1	0	1	0	0	0	0	0	3
WP Putrajaya	0	0	0	2	0	0	0	0	0	2
<b>JUMLAH / TOTAL</b>	<b>62</b>	<b>65</b>	<b>60</b>	<b>142</b>	<b>15</b>	<b>56</b>	<b>36</b>	<b>15</b>	<b>1</b>	<b>452</b>

Sumber / Source: Bahagian Pendidikan Swasta / Private Education Division

6.2.1 ENROLMEN SEKOLAH RENDAH SWASTA MENGIKUT NEGERI DAN JENIS SEKOLAH SEPERTI PADA 30 JUN 2018  
ENROLMENT IN PRIVATE PRIMARY SCHOOLS BY STATE AND TYPE AS OF 30th JUNE 2018

Negeri / State	Sekolah Rendah / Primary School	Sekolah Antarabangsa / International School	Sekolah Ekspatriat / Expatriate School	Sek. Ren. Agama / Primary Religious School	Sekolah Pendidikan Khas / Special Education School	Jumlah / Total
Johor	1,920	3,340	57	3,835	80	9,232
Kedah	297	253	0	4,752	0	5,302
Kelantan	0	127	0	2,025	97	2,249
Melaka	0	265	0	0	0	265
Negeri Sembilan	175	635	0	1,437	0	2,247
Pahang	0	124	0	2,789	0	2,913
Perak	181	799	0	216	224	1,420
Perlis	0	0	0	0	0	0
Pulau Pinang	123	1,859	134	865	312	3,293
Sabah	2,527	364	406	285	0	3,582
Sarawak	2,196	735	0	520	114	3,565
Selangor	4,871	10,675	849	8,418	0	24,813
Terengganu	68	83	0	1,326	0	1,477
WP Kuala Lumpur	556	7,355	645	279	35	8,870
WP Labuan	117	34	0	0	0	151
WP Putrajaya	0	1,068	0	0	0	1,068
<b>JUMLAH / TOTAL</b>	<b>13,031</b>	<b>27,716</b>	<b>2,091</b>	<b>26,747</b>	<b>862</b>	<b>70,447</b>

Sumber / Source: Bahagian Pendidikan Swasta / Private Education Division

6.2.2 ENROLMEN SEKOLAH MENENGAH SWASTA MENGIKUT NEGERI DAN JENIS SEKOLAH SEPERTI PADA 30 JUN 2018  
ENROLMENT IN PRIVATE SECONDARY SCHOOLS BY STATE AND TYPE AS OF 30th JUNE 2018

Negeri / State	Sekolah Menengah / Secondary School	Sekolah Menengah Persendirian Cina / Chinese Private School	Sekolah Antarabangsa / International School	Sekolah Ekspatriat / Expatriate School	Sek. Men. Agama / Secondary Religious School	Sekolah Pendidikan Khas/ Special Education School	Jumlah / Total
Johor	2,612	22,073	3,652	23	1,482	0	29,842
Kedah	127	1,987	168	0	513	0	2,795
Kelantan	156	339	85	0	46	17	643
Melaka	608	2,282	314	0	344	0	3,548
Negeri Sembilan	454	3,592	1,767	0	746	0	6,559
Pahang	661	0	403	0	434	0	1,498
Perak	186	8,139	954	0	444	24	9,747
Perlis	0	0	0	0	467	0	467
Pulau Pinang	231	6,688	2,266	56	141	0	9,382
Sabah	1,341	6,284	402	649	0	0	8,676
Sarawak	1,713	8,405	1,101	0	0	0	11,219
Selangor	6,000	9,542	13,804	382	3,273	0	33,001
Terengganu	734	0	58	0	1,377	0	2,169
WP Kuala Lumpur	614	15,052	7,390	594	240	0	23,890
WP Labuan	46	0	56	0	0	0	102
WP Putrajaya	0	0	1,041	0	0	0	1,041
<b>JUMLAH / TOTAL</b>	<b>15,483</b>	<b>84,383</b>	<b>33,461</b>	<b>1,704</b>	<b>9,507</b>	<b>41</b>	<b>144,579</b>

Sumber / Source : Bahagian Pendidikan Swasta / Private Education Division

6.3 BILANGAN SEKOLAH, ENROLMEN DAN GURU DI SEKOLAH RENDAH AGAMA NEGERI 2018  
NUMBER OF SCHOOLS, ENROLMENT AND TEACHERS IN STATE RELIGIOUS PRIMARY SCHOOLS 2018

Negeri / State	Bilangan Sekolah / Number of Schools	Enrolmen / Enrolment			Bilangan Guru / Number of Teachers		
		L / M	P / F	J / T	L / M	P / F	J / T
Johor	0	0	0	0	0	0	0
Kedah	0	0	0	0	0	0	0
Kelantan	0	0	0	0	0	0	0
Melaka	0	0	0	0	0	0	0
Negeri Sembilan	0	0	0	0	0	0	0
Pahang	0	0	0	0	0	0	0
Perak	0	0	0	0	0	0	0
Perlis	0	0	0	0	0	0	0
Pulau Pinang	0	0	0	0	0	0	0
Sabah	2	462	416	878	11	28	39
Sarawak	0	0	0	0	0	0	0
Selangor	11	3,402	3,748	7,150	118	468	586
Terengganu	0	0	0	0	0	0	0
WP Kuala Lumpur	4	1,343	1,450	2,793	30	124	154
WP Labuan	0	0	0	0	0	0	0
WP Putrajaya	0	0	0	0	0	0	0
<b>JUMLAH / TOTAL</b>	<b>17</b>	<b>5,207</b>	<b>5,614</b>	<b>10,821</b>	<b>159</b>	<b>620</b>	<b>779</b>

Sumber : Jabatan Kemajuan Islam Malaysia (JAKIM)  
Source : Malaysia Department of Islamic Development (JAKIM)

6.3.1 BILANGAN SEKOLAH, ENROLMEN DAN GURU DI SEKOLAH MENENGAH AGAMA NEGERI 2018  
NUMBER OF SCHOOLS, ENROLMENT AND TEACHERS IN STATE RELIGIOUS SECONDARY SCHOOLS 2018

Negeri / State	Bilangan Sekolah / Number of Schools	Enrolmen / Enrolment			Bilangan Guru / Number of Teachers		
		L / M	P / F	J / T	L / M	P / F	J / T
Johor	2	559	585	1,144	34	55	89
Kedah	3	1,032	1,060	2,092	69	105	174
Kelantan	26	8,157	11,423	19,580	613	799	1,412
Melaka	1	153	0	153	24	0	24
Negeri Sembilan	1	234	283	517	32	23	55
Pahang	19	4,234	5,513	9,747	252	490	742
Perak	8	1,072	1,043	2,115	107	175	282
Perlis	0	0	0	0	0	0	0
Pulau Pinang	0	0	0	0	0	0	0
Sabah	6	589	902	1,491	49	61	110
Sarawak	0	0	0	0	0	0	0
Selangor	4	499	473	972	86	95	181
Terengganu	4	669	371	1,040	47	46	93
WP Kuala Lumpur	0	0	0	0	0	0	0
WP Labuan	1	101	153	254	7	17	24
WP Putrajaya	0	0	0	0	0	0	0
<b>JUMLAH / TOTAL</b>	<b>75</b>	<b>17,299</b>	<b>21,806</b>	<b>39,105</b>	<b>1,320</b>	<b>1,866</b>	<b>3,186</b>

Sumber : Jabatan Kemajuan Islam Malaysia (JAKIM)  
Source : Malaysia Department of Islamic Development (JAKIM)

6.3.2 ENROLMEN PERINGKAT RENDAH DAN MENENGAH SEKOLAH AGAMA NEGERI MENGIKUT PERINGKAT PENDIDIKAN 2018  
ENROLMENT IN STATE RELIGIOUS PRIMARY AND SECONDARY SCHOOLS BY LEVEL OF EDUCATION 2018

Tahun / Tingkatan Year / Form	Sekolah Agama Negeri / State Religious School		
	L / M	P / F	J / T
SEKOLAH RENDAH / PRIMARY SCHOOL			
Prasekolah / Pre School	0	0	0
Tahun 1 / Year 1	851	1,021	1,872
Tahun 2 / Year 2	921	960	1,881
Tahun 3 / Year 3	959	976	1,935
Tahun 4 / Year 4	908	959	1,867
Tahun 5 / Year 5	825	857	1,682
Tahun 6 / Year 6	743	841	1,584
<b>Jumlah Sekolah Rendah / Primary School Sub-total</b>	<b>5,207</b>	<b>5,614</b>	<b>10,821</b>
MENENGAH RENDAH / LOWER SECONDARY: **			
Tingkatan 1 / Form 1	2,853	3,498	6,351
Tingkatan 2 / Form 2	2,735	3,583	6,318
Tingkatan 3 / Form 3	2,946	3,640	6,586
<b>Jumlah Menengah Rendah / Lower Secondary Sub-total</b>	<b>8,534</b>	<b>10,721</b>	<b>19,255</b>
MENENGAH ATAS / UPPER SECONDARY:			
Tingkatan 4 / Form 4	2,492	3,383	5,875
Tingkatan 5 / Form 5	2,261	3,340	5,601
<b>Jumlah Menengah Atas / Upper Secondary Sub-total</b>	<b>4,753</b>	<b>6,723</b>	<b>11,476</b>
<b>Jumlah Menengah / Secondary Sub-total</b>	<b>13,287</b>	<b>17,444</b>	<b>30,731</b>
LEPAS MENENGAH / POST SECONDARY: TINGKATAN 6 RENDAH / FORM 6 LOWER			
Tingkatan 6 Rendah / Form 6 Lower	813	1,449	2,262
Tingkatan 6 Atas / Form 6 Upper	742	1,175	1,917
<b>Jumlah Lepas Menengah / Post Secondary Sub-total</b>	<b>1,555</b>	<b>2,624</b>	<b>4,179</b>
<i>Kelas Tahfiz / Tahfiz Classes</i>	2,457	1,738	4,195
<b>Jumlah Kelas Tahfiz</b>	<b>2,457</b>	<b>1,738</b>	<b>4,195</b>
<b>JUMLAH BESAR / GRAND TOTAL</b>	<b>22,506</b>	<b>27,420</b>	<b>49,926</b>

Sumber : Jabatan Kemajuan Islam Malaysia (JAKIM)  
Source : Malaysia Department of Islamic Development (JAKIM)

6.4

BILANGAN SEKOLAH, ENROLMEN DAN GURU DI SEKOLAH RENDAH AGAMA RAKYAT 2018  
 NUMBER OF SCHOOLS, ENROLMENT AND TEACHERS IN PEOPLE RELIGIOUS PRIMARY SCHOOLS 2018

Negeri / State	Bilangan Sekolah / Number of Schools	Enrolmen / Enrolment			Bilangan Guru / Number of Teachers		
		L / M	P / F	J / T	L / M	P / F	J / T
Johor	0	0	0	0	0	0	0
Kedah	21	4,794	3,707	8,501	125	472	597
Kelantan	2	423	372	795	7	33	40
Melaka	0	0	0	0	0	0	0
Negeri Sembilan	0	0	0	0	0	0	0
Pahang	1	209	112	321	2	20	22
Perak	24	3,939	3,137	7,076	153	468	621
Perlis	3	584	430	1,014	19	51	70
Pulau Pinang	9	1,450	1,079	2,529	70	167	237
Sabah	0	0	0	0	0	0	0
Sarawak	0	0	0	0	0	0	0
Selangor	0	0	0	0	0	0	0
Terengganu	0	0	0	0	0	0	0
WP Kuala Lumpur	0	0	0	0	0	0	0
WP Labuan	0	0	0	0	0	0	0
WP Putrajaya	0	0	0	0	0	0	0
<b>JUMLAH / TOTAL</b>	<b>60</b>	<b>11,399</b>	<b>8,837</b>	<b>20,236</b>	<b>376</b>	<b>1,211</b>	<b>1,587</b>

Sumber : Jabatan Kemajuan Islam Malaysia (JAKIM)

Source : Malaysia Department of Islamic Development (JAKIM)

6.4.1

BILANGAN SEKOLAH, ENROLMEN DAN GURU DI SEKOLAH MENENGAH AGAMA RAKYAT 2018  
 NUMBER OF SCHOOLS, ENROLMENT AND TEACHERS IN PEOPLE RELIGIOUS SECONDARY SCHOOLS 2018

Negeri / State	Bilangan Sekolah / Number of Schools	Enrolmen / Enrolment			Bilangan Guru / Number of Teachers		
		L / M	P / F	J / T	L / M	P / F	J / T
Johor	0	0	0	0	0	0	0
Kedah	25	4,370	3,728	8,098	300	419	719
Kelantan	31	5,445	4,350	9,795	258	424	682
Melaka	0	0	0	0	0	0	0
Negeri Sembilan	0	0	0	0	0	0	0
Pahang	6	557	513	1,070	47	94	141
Perak	16	1,858	1,295	3,153	176	164	340
Perlis	2	315	290	605	33	32	65
Pulau Pinang	9	632	410	1,042	84	88	172
Sabah	1	11	6	17	0	1	1
Sarawak	3	43	19	62	11	5	16
Selangor	0	0	0	0	0	0	0
Terengganu	0	0	0	0	0	0	0
WP Kuala Lumpur	0	0	0	0	0	0	0
WP Labuan	0	0	0	0	0	0	0
WP Putrajaya	0	0	0	0	0	0	0
<b>JUMLAH / TOTAL</b>	<b>93</b>	<b>13,231</b>	<b>10,611</b>	<b>23,842</b>	<b>909</b>	<b>1,227</b>	<b>2,136</b>

Sumber : Jabatan Kemajuan Islam Malaysia (JAKIM)

Source : Malaysia Department of Islamic Development (JAKIM)

6.4.2 BILANGAN SEKOLAH, ENROLMEN DAN GURU DI SEKOLAH AGAMA RAKYAT (MENENGAH DAN RENDAH) 2018  
NUMBER OF SCHOOLS, ENROLMENT AND TEACHERS IN PEOPLE RELIGIOUS SCHOOLS (SECONDARY AND PRIMARY) 2018

Negeri / State	Bilangan Sekolah / Number of Schools	Enrolmen / Enrolment			Bilangan Guru / Number of Teachers		
		L / M	P / F	J / T	L / M	P / F	J / T
Kedah	4	1026	765	1,791	35	77	112
Kelantan	9	1047	781	1,828	60	110	170
<b>JUMLAH / TOTAL</b>	<b>13</b>	<b>2,073</b>	<b>1,546</b>	<b>3,619</b>	<b>95</b>	<b>187</b>	<b>282</b>

Sumber : Jabatan Kemajuan Islam Malaysia (JAKIM)  
Source : Malaysia Department of Islamic Development (JAKIM)

6.4.3 ENROLMEN PERINGKAT RENDAH DAN MENENGAH SEKOLAH AGAMA RAKYAT MENGIKUT PERINGKAT PENDIDIKAN 2018  
ENROLMENT IN PEOPLE RELIGIOUS PRIMARY AND SECONDARY SCHOOLS BY LEVEL OF EDUCATION 2018

Tahun / Tingkatan Year / Form	Sekolah Agama Rakyat / People Religious School		
	L / M	P / F	J / T
SEKOLAH RENDAH / PRIMARY SCHOOL			
Prasekolah / Pre School	0	0	0
Tahun 1 / Year 1	2,250	1,808	4,058
Tahun 2 / Year 2	2,370	1,805	4,175
Tahun 3 / Year 3	2,118	1,543	3,661
Tahun 4 / Year 4	1,850	1,416	3,266
Tahun 5 / Year 5	1,506	1,214	2,720
Tahun 6 / Year 6	1,305	1,051	2,356
<b>Jumlah Sekolah Rendah / Primary School Sub-total</b>	<b>11,399</b>	<b>8,837</b>	<b>20,236</b>
MENENGAH RENDAH / LOWER SECONDARY : **			
Tingkatan 1 / Form 1	2,856	2,185	5,041
Tingkatan 2 / Form 2	2,730	2,160	4,890
Tingkatan 3 / Form 3	2,564	2,024	4,588
<b>Jumlah Menengah Rendah / Lower Secondary Sub-total</b>	<b>8,150</b>	<b>6,369</b>	<b>14,519</b>
MENENGAH ATAS / UPPER SECONDARY :			
Tingkatan 4 / Form 4	2,418	1,823	4,241
Tingkatan 5 / Form 5	2,070	1,773	3,843
<b>Jumlah Menengah Atas / Upper Secondary Sub-total</b>	<b>4,488</b>	<b>3,596</b>	<b>8,084</b>
<b>Jumlah Menengah / Secondary Sub-total</b>	<b>12,638</b>	<b>9,965</b>	<b>22,603</b>
LEPAS MENENGAH / POST SECONDARY :			
TINGKATAN 6 / FORM 6 :			
Tingkatan 6 Rendah / Form 6 Lower	198	262	460
Tingkatan 6 Atas / Form 6 Upper	395	384	779
<b>Jumlah Lepas Menengah / Post Secondary Sub-total</b>	<b>593</b>	<b>646</b>	<b>1,239</b>
Kelas Tahfiz / Tahfiz Classes	0	0	0
<b>Jumlah Kelas Tahfiz</b>	<b>0</b>	<b>0</b>	<b>0</b>
<b>JUMLAH BESAR / GRAND TOTAL</b>	<b>24,630</b>	<b>19,448</b>	<b>44,078</b>

Sumber : Jabatan Kemajuan Islam Malaysia (JAKIM)  
Source : Malaysia Department of Islamic Development (JAKIM)

6.5 BILANGAN SEKOLAH, ENROLMEN DAN GURU DI SEKOLAH MAAHAD TAHFIZ SWASTA 2018  
NUMBER OF SCHOOLS, ENROLMENT AND TEACHERS IN PRIVATE MAAHAD TAHFIZ SCHOOL 2018

Negeri / State	Bilangan Sekolah / Number of Schools	Enrolmen / Enrolment			Bilangan Guru / Number of Teachers		
		L / M	P / F	J / T	L / M	P / F	J / T
Johor	116	3,328	1,606	4,934	481	333	814
Kedah	66	2,354	938	3,292	345	171	516
*Kelantan	50	1,108	422	1,530	231	113	344
Melaka	55	1,104	682	1,786	177	78	255
Negeri Sembilan	24	599	152	751	89	87	176
Pahang	41	1,745	952	2,697	180	121	301
Perak	66	1,979	546	2,525	276	135	411
Perlis	10	279	112	391	44	21	65
Pulau Pinang	26	753	342	1,095	77	153	230
Sabah	24	376	319	695	63	19	82
Sarawak	12	771	394	1,165	39	19	58
Selangor	307	9,163	4,682	13,845	1107	833	1940
**Terengganu	0	0	0	0	0	0	0
WP Kuala Lumpur	15	641	552	1,193	111	75	186
WP Labuan	2	75	0	75	4	0	4
WP Putrajaya	1	7	9	16	1	2	3
<b>JUMLAH / TOTAL</b>	<b>815</b>	<b>24,282</b>	<b>11,708</b>	<b>35,990</b>	<b>3225</b>	<b>2160</b>	<b>5385</b>

Nota / Note:

1. Data guru tahfiz swasta negeri Selangor bagi 64 buah sekolah sahaja / Number of Teachers in Selangor Only Includes 64 Schools
2. Enrolmen pelajar merangkumi 12 buah sekolah sahaja / Enrolment Includes 12 Schools Only
- 3.\*\*Tiada Maklumat / Information Not Available

Sumber : Jabatan Kemajuan Islam Malaysia (JAKIM)

Source : Malaysia Department of Islamic Development (JAKIM)

6.6 BILANGAN SEKOLAH, ENROLMEN DAN GURU DI SEKOLAH PONDOK 2018  
NUMBER OF SCHOOLS, ENROLMENT AND TEACHERS IN PONDOK SCHOOL 2018

Negeri / State	Bilangan Sekolah / Number of Schools	Enrolmen / Enrolment			Bilangan Guru / Number of Teachers		
		L / M	P / F	J / T	L / M	P / F	J / T
**Johor	11	139	65	204	41	10	51
Kedah	23	1204	726	1930	195	84	279
*Kelantan	34	2035	647	2682	210	39	249
Melaka	17	151	29	180	28	3	31
Negeri Sembilan	5	154	4	158	18	2	20
Pahang	11	219	175	394	17	16	33
Perak	16	572	1049	1621	63	18	81
Perlis	0	0	0	0	0	0	0
Pulau Pinang	8	240	69	309	39	4	43
Sabah	9	95	63	158	14	11	25
Sarawak	1	10	0	10	1	0	1
Selangor	4	178	137	315	10	4	14
**Terengganu	9	725	301	1026	98	37	135
WP Kuala Lumpur	1	178	0	178	14	7	21
WP Labuan	0	0	0	0	0	0	0
WP Putrajaya	0	0	0	0	0	0	0
<b>JUMLAH / TOTAL</b>	<b>149</b>	<b>5,900</b>	<b>3,265</b>	<b>9,165</b>	<b>748</b>	<b>235</b>	<b>983</b>

Nota / Note:

1. Data guru tahfiz swasta negeri Selangor bagi 64 buah sekolah sahaja / Number of Teachers in Selangor Only Includes 64 Schools
2. Enrolmen pelajar merangkumi 12 buah sekolah sahaja / Enrolment Includes 12 Schools Only
- 3.\*\*Tiada Maklumat / Information Not Available

Sumber : Jabatan Kemajuan Islam Malaysia (JAKIM)

Source : Malaysia Department of Islamic Development (JAKIM)

6.7 BILANGAN MAKTAB RENDAH SAINS MARA, ENROLMEN DAN GURU MENGIKUT NEGERI SEPERTI PADA 30 JUN 2018  
NUMBER OF MARA JUNIOR SCIENCE COLLEGES, ENROLMENT AND TEACHERS BY STATE AS OF 30th JUNE 2018

Negeri / State	Bilangan Maktab / Number of Colleges	Bilangan Kelas / Number of Classes	Enrolmen / Enrolment			Bilangan Guru / Number of Teachers		
			L / M	P / F	J / T	L / M	P / F	J / T
Johor	5	142	1,622	2,184	3,806	125	199	324
Kedah	6	176	1,893	2,521	4,414	149	259	408
Kelantan	5	125	1,269	1,588	2,857	120	189	309
Melaka	3	94	1,003	1,255	2,258	68	157	225
Negeri Sembilan	3	92	1,094	1,151	2,245	96	147	243
Pahang	5	141	1,665	1,911	3,576	132	190	322
Perak	8	231	2,646	3,315	5,961	195	331	526
Perlis	2	56	579	674	1,253	53	69	122
Pulau Pinang	3	83	986	1,202	2,188	91	132	223
Sabah	4	93	942	1,324	2,266	102	113	215
Sarawak	3	77	757	1,074	1,831	84	92	176
Selangor	2	55	677	707	1,384	51	98	149
Terengganu	5	132	1,270	1,791	3,061	128	207	335
<b>JUMLAH / TOTAL</b>	<b>54</b>	<b>1497</b>	<b>16,403</b>	<b>20,697</b>	<b>37,100</b>	<b>1,394</b>	<b>2,183</b>	<b>3,577</b>

Sumber: Majlis Amanah Rakyat (MARA)  
Source: Council of Trust for Bumiputera (MARA)

6.7.1 ENROLMEN DI MAKTAB RENDAH SAINS MARA MENGIKUT PERINGKAT PENDIDIKAN SEPERTI PADA 30 JUN 2018  
ENROLMENT IN MARA JUNIOR SCIENCE COLLEGES BY LEVEL OF EDUCATION AS OF 30th JUNE 2018

Negeri / State	Enrolmen / Enrolment		
	L / M	P / F	J / T
<b>MENENGAH RENDAH / LOWER SECONDARY :</b>			
Tingkatan 1 / Form 1	3,142	3,901	7,043
Tingkatan 2 / Form 2	3,262	3,842	7,104
Tingkatan 3 / Form 3	3,064	3,734	6,798
Jumlah Menengah Rendah / Lower Secondary Sub-Jumlah Kecil / Sub-total	9,468	11,477	20,945
<b>MENENGAH ATAS / UPPER SECONDARY :</b>			
<b>TINGKATAN 4 / FORM 4</b>			
Sains / Science	3,324	4,564	7,888
<b>TINGKATAN 5 / FORM 5</b>			
Sains / Science	3,611	4,656	8,267
Jumlah Menengah Atas / Upper Secondary Sub-total	6,935	9,220	16,155
<b>JUMLAH BESAR / GRAND TOTAL</b>	<b>16,403</b>	<b>20,697</b>	<b>37,100</b>

Sumber: Majlis Amanah Rakyat (MARA)  
Source: Council of Trust for Bumiputera (MARA)

6.8 BILANGAN KELAS DAN ENROLMEN DI MAKTAB TENTERA DIRAJA SEPERTI PADA 30 JUN 2018  
NUMBER OF CLASSES AND ENROLMENT IN ROYAL MILITARY COLLEGE AS OF 30th JUNE 2018

Peringkat Pendidikan / Level of Education	Bilangan Kelas / No. of Classes	Enrolmen / Enrolment
TINGKATAN 4 / FORM 4		
Kemanusiaan/ Humanities	0	0
Sains / Science	10	183
Jumlah Kecil / Sub-total	10	183
TINGKATAN 5 / FORM 5		
Kemanusiaan/ Humanities	0	0
Sains / Science	10	252
Jumlah Kecil / Sub-total	10	252
<b>JUMLAH MENENGAH ATAS / UPPER SECONDARY SUB-TOTAL</b>	<b>20</b>	<b>435</b>

Sumber : Maktab Tentera DiRaja

Source : Royal Military College

6.8.1 BILANGAN GURU DI MAKTAB TENTERA DIRAJA MENGIKUT TAHAP PENDIDIKAN SEPERTI PADA 30 JUN 2018  
NUMBER OF TEACHERS IN ROYAL MILITARY COLLEGE BY LEVELS OF EDUCATION AS OF 30th JUNE 2018

Tahap Pendidikan / Level of Education	Enrolmen / Enrolment		
	L / M	P / F	J / T
Siswazah* / Graduate	24	32	56
Bukan Siswazah** / Non-graduate	0	0	0
Tiada Latihan dan lain-lain*** / Untrained and others	6	4	10
<b>JUMLAH/ TOTAL</b>	<b>30</b>	<b>36</b>	<b>66</b>

Nota / Note:

- \* Siswazah merujuk kepada guru yang mempunyai Ijazah sarjana Muda/ Bachelor atau yang setaraf dengannya dan mempunyai latihan perguruan (ikhtisas)  
*Graduate refers to teachers who have a Bachelor's degree or its equivalent and professional teacher training.*
- \*\* Bukan siswazah merujuk kepada guru yang memiliki Diploma atau sijil ( peringkat lepas menengah)/STPM/STAM/APM/SPVM/SRP/PMR atau sijil diperingkat sekolah yang setaraf dan mempunyai latihan perguruan (ikhtisas).  
*Non-graduate refers to teachers who have a diploma or school level/STPM/STAM/APM/SPMV/SRP/PMR certificate or equivalent and professional teacher training.*
- \*\*\* Tiada latihan/ lain-lain merujuk kepada guru yang tidak mengikuti mana-mana latihan perguruan (ikhtisas) untuk mengajar peringkat pendidikan tertentu yang selaras dengan dasar pendidikan kebangsaan.  
*No training/others refers to teachers who have not gone through any professional teacher training to teach the specific level of education according to the national education policy.*

Sumber : Maktab Tentera DiRaja

Source : Royal Military College

6.9 BILANGAN SEKOLAH, ENROLMEN DAN GURU DI SEKOLAH INTEGRITI DAN SEKOLAH HENRY GURNEY MENGIKUT NEGERI SEPERTI PADA 30 JUN 2018  
NUMBER SCHOOLS, ENROLMENT AND TEACHERS IN INTEGRITY SCHOOLS AND HENRY GURNEY SCHOOLS BY STATE AS OF 30th JUNE 2018

Negeri / State	Bilangan Sekolah / Number of Schools		Enrolmen / Enrolment						Guru / Teacher					
	Sek Integriti / Integrity School	Sek Henry Gurney / Henry Gurney School	Sekolah Integriti			Sekolah Henry Gurney			Sekolah Integriti			Sekolah Henry Gurney		
			L / M	P / F	J / T	L / M	P / F	J / T	L / M	P / F	J / T	L / M	P / F	J / T
Johor	2	0	52	0	52	0	0	0	9	4	13	0	0	0
Kedah	1	0	131	0	131	0	0	0	8	3	11	0	0	0
Kelantan	0	0	0	0	0	0	0	0	0	0	0	0	0	0
Melaka	0	1	0	0	0	160	32	192	0	0	0	13	7	20
Negeri Sembilan	0	0	0	0	0	0	0	0	0	0	0	0	0	0
Pahang	1	0	0	15	15	0	0	0	2	1	3	0	0	0
Perak	0	0	0	0	0	0	0	0	0	0	0	0	0	0
Perlis	0	0	0	0	0	0	0	0	0	0	0	0	0	0
Pulau Pinang	0	0	0	0	0	0	0	0	0	0	0	0	0	0
Sabah	1	2	32	16	48	0	0	0	3	7	10	7	1	8
Sarawak	1	1	6	0	6	40	0	40	2	2	4	1	3	4
Selangor	1	0	48	0	48	0	0	0	5	4	9	0	0	0
Terengganu	1	0	113	0	113	0	0	0	4	6	10	0	0	0
WP Kuala Lumpur	0	0	0	0	0	0	0	0	0	0	0	0	0	0
WP Labuan	0	0	0	0	0	0	0	0	0	0	0	0	0	0
WP Putrajaya	0	0	0	0	0	0	0	0	0	0	0	0	0	0
<b>JUMLAH / TOTAL</b>	<b>8</b>	<b>4</b>	<b>382</b>	<b>31</b>	<b>413</b>	<b>200</b>	<b>32</b>	<b>232</b>	<b>33</b>	<b>27</b>	<b>60</b>	<b>21</b>	<b>11</b>	<b>32</b>

Sumber : Jabatan Penjara Malaysia  
Source : Malaysia Prisons Department

6.9.1 ENROLMEN DI SEKOLAH INTEGRITI DAN SEKOLAH HENRY GURNEY MENGIKUT PERINGKAT PENDIDIKAN SEPERTI PADA 30 JUN 2018  
ENROLMENT IN INTEGRITY AND HENRY GURNEY SCHOOLS BY LEVEL OF EDUCATION AS OF 30th JUNE 2018

Peringkat Pendidikan / Level of Education	Sekolah Integriti / Integrity School			Sekolah Henry Gurney / Henry Gurney School		
	L / M	P / F	J / T	L / M	P / F	J / T
Pra-Sekolah / Pre School	0	0	0	0	0	0
Sekolah Rendah / Primary School	0	0	0	0	0	0
Sekolah Menengah / Secondary School	382	31	413	200	32	232
<b>JUMLAH / TOTAL</b>	<b>382</b>	<b>31</b>	<b>413</b>	<b>200</b>	<b>32</b>	<b>232</b>

Sumber : Jabatan Penjara Malaysia  
Source : Malaysia Prisons Department

6.10 BILANGAN SEKOLAH DALAM HOSPITAL, ENROLMEN DAN GURU MENGIKUT NEGERI SEPERTI PADA 30 JUN 2018  
NUMBER OF SCHOOLS IN HOSPITAL, ENROLMENT AND TEACHERS BY STATE AS OF 30th JUNE 2018

Negeri / State	Bilangan Sekolah / Number of Schools	Enrolmen / Enrolment			Bilangan Guru / Number of Teachers		
		L / M	P / F	J / T	L / M	P / F	J / T
Johor	2	859	471	1,330	5	10	15
Kedah	0	0	0	0	0	0	0
Kelantan	1	325	201	526	5	5	10
Melaka	0	0	0	0	0	0	0
Negeri Sembilan	1	644	496	1,140	3	5	8
Pahang	1	227	201	428	0	5	5
Perak	0	0	0	0	0	0	0
Perlis	0	0	0	0	0	0	0
Pulau Pinang	0	0	0	0	0	0	0
Sabah	2	704	562	1,266	3	12	15
Sarawak	1	234	136	370	3	5	8
Selangor	3	1,094	868	1,962	7	16	23
Terengganu	1	114	62	176	3	3	6
WP Kuala Lumpur	3	513	360	873	6	19	25
<b>JUMLAH/ TOTAL</b>	<b>15</b>	<b>4,714</b>	<b>3,357</b>	<b>8,071</b>	<b>35</b>	<b>80</b>	<b>115</b>

Nota / Note:

Enrolmen murid di SDH mulai 2018 dikira mengikut pendaftaran murid untuk tahun semasa / Enrolment in SDH 2018 according to registration in current year

Sumber: Bahagian Pendidikan Khas

Source: Special Education Division

6.10.1 ENROLMEN DI SEKOLAH DALAM HOSPITAL MENGIKUT PERINGKAT PENDIDIKAN SEPERTI PADA 30 JUN 2018  
ENROLMENT IN SCHOOLS IN HOSPITAL BY LEVEL OF EDUCATION AS OF 30th JUNE 2018

Peringkat Pendidikan / Level of Education	Enrolmen / Enrolment		
	L / M	P / F	J / T
Pra Sekolah	867	652	1,519
Sekolah Rendah	2,466	1,822	4,288
Sekolah Menengah	1,203	772	1,975
Murid Berkeperluan Khas (MBK)	178	111	289
<b>JUMLAH/ TOTAL</b>	<b>4,714</b>	<b>3,357</b>	<b>8,071</b>

Nota / Note :

Tambahan peringkat pendidikan / Newly Introduced Education Level

SPK/SES : Sekolah Pendidikan Khas / Special Education School

PPKI/SEIP : Program Pendidikan Khas Integrasi/ Special Education Integration Programme

PPI/IEP : Program Pendidikan Inklusif / Inclusive Education Programme

Sumber: Bahagian Pendidikan Khas

Source: Special Education Division



## PENGHARGAAN APPRECIATION

### KEMENTERIAN PENDIDIKAN MALAYSIA MINISTRY OF EDUCATION MALAYSIA

- Bahagian Pengurusan Sekolah Harian  
*School Management Division*
- Bahagian Kewangan  
*Finance Division*
- Bahagian Matrikulasi  
*Matriculation Division*
- Bahagian Pendidikan Swasta  
*Private Education Division*
- Bahagian Pendidikan Guru  
*Teacher Education Division*
- Bahagian Pembangunan  
*Development Division*
- Bahagian Pendidikan Khas  
*Special Education Division*
- Institut Pendidikan Guru Malaysia  
*Institute of Teacher Education Malaysia*
- Unit Pelaksanaan dan Prestasi Pendidikan (PADU)  
*Educational Performance and Delivery Unit*

### AGENSI LAIN OTHER AGENCIES

- Angkatan Belia Islam Malaysia (ABIM)  
*Muslim Islamic Youth Movement of Malaysia*
- Jabatan Kemajuan Islam Malaysia (JAKIM)  
*Malaysia Department of Islamic Development*
- Jabatan Kemajuan Masyarakat (KEMAS)  
*Department of Community Development*
- Jabatan Perangkaan Malaysia  
*Department of Statistics Malaysia*
- Kementerian Pengajian Tinggi  
*Ministry of Higher Education*
- Jabatan Pengajian Politeknik  
*Department of Polytechnic Education*
- Jabatan Pengajian Kolej Komuniti  
*Department of Community College Education*
- Jabatan Perpaduan dan Integrasi Nasional (JPNIN)  
*Department of National Unity and Integration*
- Majlis Amanah Rakyat (MARA)  
*Council of Trust for the Bumiputera*
- Maktab Tentera DiRaja Malaysia  
*The Royal Military College*