

LAPORAN TAHUNAN
ANNUAL REPORT

2015

20 *tahun*
years

MEMACU TRANSFORMASI INDUSTRI PEMBINAAN
LEADING CONSTRUCTION INDUSTRY TRANSFORMATION

©2016 CIDB MALAYSIA

HAK CIPTA TERPELIHARA. Tiada bahagian daripada terbitan ini boleh diterbitkan semula atau disimpan di dalam bentuk yang boleh diperolehi semula atau disiarkan dalam sebarang bentuk dengan apa jua cara elektronik, mekanikal, fotokopi, rakaman dan sebagainya, tanpa kebenaran terlebih dahulu daripada CIDB MALAYSIA

ALL RIGHTS RESERVED. No part of this publication may be reproduced, stored in a retrieval system or transmitted in any form or by any means, electronic, mechanical, photocopying, recording or otherwise, without prior permission of CIDB MALAYSIA

LAPORAN TAHUNAN
ANNUAL REPORT 2015

20 Tahun Memacu Transformasi Industri Pembinaan

20 Years Leading Construction Industry Transformation

Mentransformasi sesebuah industri bukan sesuatu yang mudah, lebih-lebih lagi dalam industri pembinaan, dengan isu-isu fragmentasi, kualiti, keselamatan dan kesihatan dan pergantungan kepada buruh asing. Setelah dua puluh tahun, negara mula mengecap hasil daripada usaha mentransformasi industri yang telah diterajui oleh CIDB, dengan kerjasama pemain industri dan agensi-agensi kerajaan yang berkaitan. Sebagai sebuah negara yang sedang bergerak ke arah negara berpendapatan tinggi, rakyat negara ini boleh menarik nafas lega, dengan pengetahuan bahawa mereka boleh menaruh kepercayaan kepada CIDB dan industri pembinaan untuk memenuhi komitmen dan menunaikan janji-janjinya.

Salah satu impak terbesar dan mungkin yang paling berkesan hasil transformasi ialah penubuhan satu entiti bagi pendaftaran kontraktor. Bermula dari 2012, CIDB telah dipilih secara rasmi oleh kerajaan untuk melaksanakan tugas mendaftarkan semua kontraktor yang berhasrat untuk menjalankan apa juga jenis kerja pembinaan di negara ini.

Tidak kurang pentingnya ialah enakmen Akta Construction Industry Payment and Adjudication Act (CIPAA). CIPAA memberi kuasa kepada mana-mana pihak dalam rantai pembekal perkhidmatan yang tidak diberi bayaran selayaknya untuk mendapatkan perkhidmatan Adjudikator yang berkelayakan yang harus mengambil sesuatu keputusan dalam masa yang singkat. Melengkapi CIPAA ialah mahkamah pembinaan dan Malaysia adalah negara kedua di dunia yang mempunyai mahkamah pembinaan selepas United Kingdom. Pada masa ini terdapat dua mahkamah pembinaan, masing-masing di Kuala Lumpur dan Shah Alam.

Langkah industri meneroka teknologi dan teknik-teknik baru telah meningkatkan penggunaan Sistem Binaan Berindustri (IBS) dalam landskap pembinaan tempatan. Ternyata, negara telah dapat meraih manfaat dari pembinaan yang lebih cepat dan lebih selamat dan kos keseluruhan pemilikan yang lebih rendah dalam jangka masa panjang .

Sebagai memenuhi ciri-ciri terkini dalam kelestarian pembinaan dan pembangunan, pembinaan Malaysia juga dilengkapi dengan beberapa alat dan sistem untuk menilai kecekapan penggunaan tenaga dan kemampuan

Transforming an industry is never easy , more so with construction with its inherent issues of fragmentation, quality , safety and health and its heavy reliance on foreign labours. After twenty years, the nation is beginning to experience the outcome of the transformation efforts that have been sustained by CIDB, always in collaboration with the industry players and other relevant government agencies. As the country moves to becoming a high- income nation, the citizens of this country can breath a sigh or relief, firm in the knowledge that they can trust CIDB and the construction industry to fulfill its commitment and deliver on its promises.

One of the biggest and perhaps most impactful transformation is the establishment of a single entity for the registration of contractors. Beginning from 2012, CIDB has been officially selected by the government to undertake the task of registering all contractors who aspire to undertake any construction jobs in the country.

Of equal importance is the enactment of the Construction Industry Payment and Adjudication Act (CIPAA). CIPAA empowers any party along the industry supply chain, deprived of legal payment to seek the services of qualified Adjudicators who should arrive at a decision in a very short time. Complementing CIPAA is the construction courts and Malaysia is the second country in the world having the construction courts after the United Kingdom. There are currently two construction courts, one each in Kuala Lumpur and Shah Alam.

The industry's move into new technology and new techniques has resulted in increasing adoption of the Industrialised Building System (IBS) in the domestic construction landscape. Already the nation is reaping the benefits of faster and safer construction and overall lower cost of ownership in the long run.

In keeping with the latest in both construction and development sustainability, Malaysian construction is well equipped with a number of tools and systems to assess a building's energy efficiency and sustainability.

sesebuah bangunan. Green Building Index (GBI) dan Green RE (Real Estate) merupakan sebahagian alat dan sistem ini. Terkini ialah satu sistem untuk mengurangkan karbon dan kelestarian alam sekitar yang dinamakan MyCREST, dibangun secara usahama antara CIDB dan Jabatan Kerja Raya (JKR). MyCREST adalah dalam tahun pertama penggunaan dan keputusan adalah menggalakkan.

Salah satu laluan terpantas untuk mentransformasi industri adalah melalui pembangunan dan pelaksanaan Pelan Induk industri. Industri pembinaan tidak kekurangan dalam hal ini. Berikutan kejayaan pelan induk pertama, Construction Industry Master Plan (CIMP 2006-2015), CIDB dan industri kini dilandasi yang betul untuk menerima pakai sambungan kepada CIMP, iaitu Construction Industry Transformation Programme (CITP). Pegawai-pegawai Kerajaan dan penggiat industri bersetuju CITP sebagai pemboleh strategik untuk mengubah industri pembinaan Malaysia mencapai kejayaan yang lebih besar.

Untuk tempoh 20 tahun berikutnya, CIDB akan terus bekerjasama rapat dengan kerajaan dan penggiat industri untuk melihat transformasi yang lebih berkesan dalam industri ini. Mengambil contoh kejayaan di negara yang telah maju, industri pembinaan tempatan akan memanfaatkan segala pengalaman dan kepakaran yang telah dibina menerusi kejayaan di dalam dan luar negara untuk membentuk dan mencorakkan satu industri yang terus menerus dapat menyumbang kepada kelestarian alam sekitar, kesejahteraan rakyat dan kemakmuran negara.

Green Building Index (GBI) and Green RE (Real Estate) are among them. The latest is a national tool for carbon reduction and environment sustainability named MyCREST, developed as a joint effort by CIDB and the Public Works Department (PWD). MyCREST is in its first year of application and results are encouraging.



One of the fastest routes to an industry's transformation is through the development and implementation of the industry Master Plans. Construction Industry is not short of these. Following the successful implementation of the first master plan, Construction Industry Master Plan (CIMP 2006 - 2015), CIDB and the industry is currently on track for the adoption of the extension to CIMP, the Construction Industry Transformation Programme (CITP). Government and industry officials have lauded the CITP as a strategic enabler to transform Malaysian construction industry to greater success.

For the next 20 years, CIDB will continue to work closely with government and industry players to see a more effective transformation in the industry. Learning from the success of the more developed countries, the local construction industry will utilise all from the experience and expertise that has been accumulated through successes at home and abroad to shape an industry that continues to contribute to environmental sustainability, prosperity of the country and well-being of its people.

Kandungan

Contents

08 Maklumat Korporat Corporate Information

Misi dan Visi Mission and Vision	9
Teras Strategik CIDB 2015 CIDB Strategic Thrusts 2015	10
Nilai Murni CIDB CIDB Core Values	12
Piagam Pelanggan CIDB CIDB Customers Charter	13
Ibu Pejabat, Pejabat Negeri dan Pejabat Cawangan Head Office, State Offices and Branch Offices	14
Senarai Anggota Lembaga List of Board Members	16
Profil Anggota Lembaga Board Member Profiles	18
Tadbir Urus Korporat Corporate Governance	30
Tanggungjawab Sosial Korporat Corporate Social Responsibility	31
Anak Syarikat Subsidiaries	34
Kumpulan Pengurusan Management Team	35
Carta Organisasi CIDB 2015 CIDB 2015 Organisation Chart	44
Sumber Tenaga Manusia Human Resource	46
Prestasi Kewangan Financial Performance	48
Kenyataan Pengerusi Chairman's Statement	50
Diari CIDB 2015 CIDB Diary 2015	58
Statistik Sepintas Lalu 2015 Statistic at a Glance 2015	70
Statistik Utama Main Statistics	72

77 Laporan Prestasi Performance Report


Prestasi Petunjuk Utama Performance of Key Indicators	78
Membangunkan Kapasiti dan Kapabiliti Sumber Manusia Industri Pembinaan Developing the Capacity and Capability of Human Resources in Construction Industry	80
Membangunkan Kontraktor Industri Pembinaan Developing the Construction Industry Contractors	86
Menggalakkan Inovasi Dalam Industri Pembinaan Promoting Innovation in the Construction Industry	91
Meningkatkan Industri Pembinaan Mampan Enhancing Sustainable Construction Industry	96
Mempromosi Industri Pembinaan Promoting Construction Industry	105
Mengukuhkan Penyampaian Perkhidmatan CIDB Kepada Industri Strengthening Service Delivery CIDB to the Industry	109
Lain Lain Program CIDB Other CIDB Programmes	113
Bisnes Antarabangsa International Business	117
Perkhidmatan Perundangan dan Pengauditan Legal and Auditing Services	122

125 Penyata Kewangan Financial Report

Penyata Kewangan Financial Statements	125
---	------------

186 Glosari Glossary

58



Maklumat Korporat

Corporate Information

Maklumat Korporat

Corporate Information

Fungsi CIDB Di Bawah Akta 520

Lembaga Pembangunan Industri Pembinaan adalah sebuah Badan Berkanun Persekutuan di bawah Kementerian Kerja Raya yang telah ditubuhkan menerusi Akta Lembaga Pembangunan Industri Pembinaan 1994 (Akta 520) untuk membangun, mengawalselia, menguatkuasa dan melaksanakan lain-lain tugas berkaitan dengan industri pembinaan. Pada tahun 2011, Akta ini telah dipinda untuk memantapkan lagi peranan CIDB dalam penguatkuasaan peraturan - peraturan yang dapat menjamin kualiti dan pembinaan yang selamat di samping meningkatkan amalan terbaik dalam industri pembinaan. Fungsi-fungsi CIDB adalah seperti berikut;

- Memajukan dan merangsang pembangunan, pembaikan dan pengembangan industri pembinaan;
- Menasihati dan membuat syor kepada Kerajaan Persekutuan dan Kerajaan Negeri mengenai perkara yang menyentuh atau berkaitan dengan industri pembinaan;
- Memajukan, merangsang dan mengusahakan penyelidikan mengenai apa-apa perkara yang berhubungan dengan industri pembinaan;
- Memajukan, merangsang dan membantu dalam pengeksporan perkhidmatan berhubungan dengan industri pembinaan;
- Mengadakan perkhidmatan perundingan dan nasihat berkenaan dengan industri pembinaan;
- Memajukan dan menggalakkan jaminan kualiti dalam industri pembinaan;
- Mengawal selia pematuhan standard bagi buatan kerja binaan dan bahan binaan;
- Mendapatkan, menyiarkan, memulakan dan menyenggara maklumat yang berhubungan dengan industri pembinaan termasuklah penubuhan sistem maklumat industri pembinaan;
- Mengadakan, memajukan, mengkaji semula dan menyelaraskan latihan dalam industri pembinaan;
- Mendaftar dan mengakreditasi kontraktor, mengenakan apa-apa syarat pendaftaran dan akreditasi kontraktor

Functions Of CIDB Based On Act 520

Construction Industry Development Board is a federal statutory body under the Ministry of Works which was established under the Construction Industry Development Board Act (Act 520) to develop, regulate, enforce and execute other tasks related to the construction industry. In 2011, the Act was amended to strengthen CIDB's roles in enforcing safe and quality construction and at the same time enhance the adoption of best practices in construction. Functions of CIDB are as follows;

- To promote and stimulate the development, improvement and expansion of the construction industry;
- To advise and make recommendations to the Federal Government and the State Government on matters affecting or connected with the construction industry;
- To promote, stimulate and undertake research into any matter relating to the construction industry;
- To promote, stimulate and assist in the export of service relating to the construction industry;
- To provide consultancy and advisory services with respect to the construction industry;
- To promote and encourage quality assurance in the construction industry;
- To regulate the conformance of standards for construction workmanship and materials;
- To obtain, publish, initiate and maintain information relating to the construction industry including the establishment of a construction industry information system;
- To provide, promote, review and coordinate training in the construction industry;
- To register and accredit contractors, to impose any conditions of registration and accreditation of the

dan membatalkan, menggantung atau mengembalikan semula pendaftaran dan akreditasi kontraktor itu;

- Mendaftar, mengakreditasi dan memperakukan personel binaan dan membatalkan, menggantung atau mengembalikan semula pendaftaran, akreditasi dan pemerakuan personel binaan itu;
- Mengawal selia pelaksanaan bagi kerja pembinaan yang berkualiti dan selamat;
- Mengawal selia pelaksanaan Sistem Binaan Berindustri dalam industri pembinaan; dan
- Menguruskan apa-apa aduan atau laporan yang dibuat berkenaan dengan apa-apa kegagalan kerja pembinaan atau kerja pembinaan yang telah siap yang menyentuh keselamatan awam dan mengambil tindakan yang sesuai untuk menanganinya.

contractors and to revoke, suspend or reinstate the registration and accreditation;

- To register, accredit and certify construction personnel and to revoke, suspend or reinstate the registration, accreditation and certification of such construction personnel;
- To regulate the implementation for quality and safe construction works;
- To regulate the implementation of Industrialised Building System in the construction industry; and
- To attend to any complaint or report made in relation to any failure of construction works or completed construction works which affects public safety and take appropriate actions to address it.

OBJEKTIF


Objective

Untuk membina kapasiti dan kapabiliti industri pembinaan melalui peningkatan kualiti dan produktiviti dengan memberi penekanan kepada profesionalisme, inovasi dan pengetahuan ke arah kehidupan yang berkualiti.

To develop the capacity and capability of the construction industry through the enhancement of quality and productivity with emphasis on professionalism, innovation and knowledge in the pursuit of quality of life.



MISI MISSION



Bersama- sama membangun industri pembinaan Malaysia

Together we develop the Malaysian construction industry

KENYATAAN

MISI MISSION

STATEMENT

Untuk meningkatkan daya saing industri pembinaan Malaysia.



To enhance the competitiveness of the Malaysian construction industry

VISI VISION

CIDB sebagai organisasi terunggul dalam membangun industri pembinaan bertaraf dunia

CIDB to be a distinguished organisation in developing a world class construction industry.

Teras Strategik CIDB 2015

CIDB Strategic Thrusts 2015

Sepanjang tahun 2015, pelbagai inisiatif dan program telah dilaksanakan oleh CIDB ke arah mencapai KPI yang telah ditetapkan selaras dengan bajet yang telah diluluskan. Disamping melaksanakan program utama, pelbagai aktiviti tambahan turut dilaksanakan dalam mentransformasi dan memacu industri pembinaan Negara. Sebagaimana tahun 2014, prestasi pada tahun 2015 adalah memberangsangkan di mana KPI yang ditetapkan telah dicapai dan aktiviti tambahan yang dirancang telah dilaksanakan dengan jayanya.

Pelaksanaan aktiviti CIDB pada tahun 2015 adalah berpandukan kepada enam teras strategik iaitu;

- i. Membangunkan Kapasiti dan Kapabiliti Sumber Manusia Industri Pembinaan;
- ii. Membangunkan Kontraktor Industri Pembinaan;
- iii. Menggalakkan Inovasi dalam Industri Pembinaan;
- iv. Meningkatkan Industri Pembinaan Mampan;
- v. Mempromosi Industri Pembinaan; dan
- vi. Mengukuhkan Penyampaian Perkhidmatan CIDB kepada Industri.

I. Membangunkan Kapasiti Dan Kapabiliti Sumber Manusia Industri Pembinaan

Di bawah teras strategik ini CIDB memfokuskan kepada golongan belia yang bakal menerajui industri pembinaan serta golongan personel binaan yang menyokong cabaran program transformasi industri pembinaan dan ekonomi negara. Usaha juga dilaksanakan untuk memberi nilai tambah dengan melaksanakan program-program latihan dalam tred-tred bernilai tinggi. Latihan penyeliaan dan pengurusan juga diteruskan bagi menghasilkan tenaga kerja profesional dan separa-profesional yang berkualiti. Untuk menjamin kualiti pembinaan berterusan, program akreditasi turut dilaksanakan.

II. Membangunkan Kontraktor Industri Pembinaan

Dalam membantu Malaysia menuju ke arah matlamat negara maju, CIDB mengambil langkah bagi memperkasakan pembangunan syarikat industri pembinaan, lebih-lebih lagi kontraktor, dengan lebih terancang. Dua langkah utama yang diambil ialah latihan dan akreditasi kontraktor. Program latihan yang dirangka bertujuan melengkapkan kontraktor dengan ilmu pengetahuan yang terkini dan pada masa yang sama membolehkan proses pembelajaran berterusan. Skop akreditasi melibatkan penilaian kontraktor SCORE

Throughout 2015, CIDB implements various initiatives and programmes to achieve the KPI set in accordance with the approved budget. Besides executing the main programmes, a number of additional activities are also implemented in transforming and driving the growth of the construction industry. Similar to 2014, the performance in 2015 is encouraging, whereby, all the KPI set were achieved and additional planned activities were successfully implemented.

In 2015, CIDB implements CIDB's activities based on six strategic thrusts;

- i. Developing the capacity and capability of Human Resources in Construction Industry;
- ii. Developing the Construction Industry Contractors;
- iii. Promoting Innovation in the Construction Industry;
- iv. Enhancing Sustainable Construction Industry;
- v. Promoting the Construction Industry; and
- vi. Strengthening Service Delivery CIDB to the Industry.

I. Developing Capacity And Capability of Human Resource in Construction Industry

Under this strategic thrust, CIDB concentrates on youths who will, over time, lead the construction industry and construction personnel who will support the challenges of transforming the construction industry and the national economy. Efforts are also expended to enhance values by implementing training programmes in high value trades. Supervisory and management trainings are also continued to produce quality professional and semi-professional workforce. To ensure continuous improvement in the quality of construction, accreditation programmes are also implemented.

II. Developing the Construction Industry Contractors

In the quest for Malaysia to be a developed nation, CIDB has taken the necessary steps to strengthen the development of construction companies especially the contractors. Two major programmes undertaken are contractor training and accreditation. Training programmes are aimed at providing the contractor with the latest information and knowledge and at the same time enabling continuous learning processes. Accreditation scope involves the implementation of SCORE as a proven contractor assessment tool, which

yang antara lain menilai secara terperinci prestasi pengurusan, teknikal dan kewangan.

among others, evaluate in detail the contractor's management, technical and financial performance.

III. Menggalakkan Inovasi dalam Industri Pembinaan

Selaras dengan hala tuju negara ke arah budaya inovasi dan meningkatkan produktiviti, CIDB telah mempergiatkan aktiviti inovasi menerusi kaedah mekanisasi di dalam industri pembinaan. Salah satu program yang digalakkan termasuklah penggunaan Industrialised Building System (IBS). Kajian menunjukkan penggunaan IBS mampu meningkatkan kualiti, produktiviti serta penggantungan kepada pekerja asing. Usaha meningkatkan penggunaan IBS untuk projek-projek swasta diteruskan. Sementara itu penggunaan Building Information Modeling (BIM) juga turut digalakkan.

III. Promoting Innovation in the Construction Industry

In meeting the nation's aspiration for an innovative culture and productivity enhancement, CIDB continues to encourage innovative activities through mechanisation in construction industry. One of the programmes that is strongly promoted is the adoption of Industrialised Building System (IBS). Research has shown that the use of IBS often led to improved quality, productivity and reduction in the engagement of foreign worker. Efforts to boost the use of IBS for private projects continued to be enhanced. Meanwhile, the use of Building Information Modeling (BIM) is also being encouraged.

IV. Meningkatkan Industri Pembinaan Mampan

Pembinaan mampan menjadi amalan utama negara-negara maju. Dalam mencapai cita-cita menjadi negara berpendapatan tinggi, kelestarian alam sekitar yang terhasil daripada pembinaan mampan harus diamalkan. Untuk itu, CIDB telah merancang beberapa inisiatif untuk mempertingkatkan pembinaan mampan dan diantaranya ialah; amalan kualiti, alam sekitar dan keselamatan dan kesihatan pekerjaan serta pembangunan sistem penilaian pembinaan mampan. Untuk tahun 2014, fokus akan diberi kepada penggunaan QLASSIC, SHASSIC dan penilaian penarafan projek hijau nasional. Penggunaan satu alat yang dibangunkan dalam negara untuk menilai pengurangan karbon dan kelestarian alam sekitar, yang dinamakan MyCREST akan digalakkan. Sementara itu CIDB juga sedang merancang untuk menubuhkan, buat pertama kalinya, Pusat Kecemerlangan Kemampanan Infrastruktur.

IV. Enhancing Sustainable Construction Industry

Sustainable construction has become the practice of most developed countries. In achieving our aim to become a high-income country, environmental sustainability resulting from sustainable construction should be adopted. For that, CIDB has planned several initiatives to improve sustainable construction and among them are quality, environment and occupational safety and health practices and development of a suitable sustainable construction evaluation system. In 2014, focus will be given to the use of QLASSIC, SHASSIC and the development of a national green project rating assessment tool. The use of locally developed, national Carbon Reduction and Environmental Sustainability Tool, named MyCREST will be encouraged. Meanwhile CIDB is also looking at establishing the first ever Centre of Excellence for Infrastructure Sustainability.

V. Mempromosi Industri Pembinaan

Pelbagai program industri telah dilaksanakan oleh CIDB dalam usaha membangunkan imej industri pembinaan negara di samping memperkenalkan perkembangan terkini industri pembinaan kepada penggiat industri. Promosi memainkan peranan yang penting sebagai media perhubungan antara CIDB dengan pihak berkepentingan. Antara program yang telah dijalankan termasuklah; Minggu Pembinaan Antarabangsa (ICW) dan MCIEA yang merupakan aktiviti tahunan CIDB serta pengeksporan perkhidmatan pembinaan ke luar negara.

V. Promoting Construction Industry

Various industry programs have been executed by CIDB in an effort to enhance the image of the nation's construction industry, besides introducing the industry latest development to the industry players. Promotion plays an important role as a sustaining relationship between CIDB and stakeholders within and outside of the industry. Among the programmes carried out are the International Construction Week (ICW) and MCIEA, which have now become a must-have annual event, and the export of construction services overseas.

VI. Mengukuhkan Penyampaian Perkhidmatan CIDB kepada Industri

Teras strategik ini memfokuskan kepada pengukuhan penyampaian perkhidmatan CIDB yang berkesan dan mesra kepada industri. Khidmat Pelanggan CIDB telah direkayasa dengan peningkatan ke atas sistem perkhidmatan kaunter, e-Bantuan dan sistem telefon yang lebih canggih. Penggunaan media sosial telah

VI. Strengthening CIDB Service Delivery to the Industry

This strategic thrust concentrates on strengthening CIDB service delivery that is both effective and friendly to the industry. CIDB's Customer Service has been reengineered with enhanced counter services, e-Bantuan and advanced telephony systems. Use of the social media has been expanded to incorporate the latest

diperluaskan untuk menampung teknologi terkini. Perkhidmatan yang disampaikan melalui kaedah 'online services' diperkukuh dan diutamakan. Kaedah ini ternyata mampu menjamin kualiti dan penjimatan masa dan kos kepada pengguna. Sementara itu CIDB terus memastikan bahawa klien dan pelanggan industri menerima perkhidmatan yang terbaik melalui penguatkuasaan Akta CIDB yang berkaitan. CIDB juga akan menyediakan khidmat perundingan dan khidmat nasihat yang diperlukan pada masa yang bersesuaian.

that technology could offer. Services delivered through 'online systems' has been enhanced and emphasised and CIDB will continue to improve and upgrade these systems. This method has proven to be capable of ensuring quality and significant saving in time and cost to customers. Meanwhile CIDB continues to ensure that industry clients and customers receive the best services through the enforcement of relevant Acts of CIDB. Where appropriate, CIDB will also provide the needed consultancy and advisory services.

Nilai Murni CIDB

CIDB Core Values



C COHESIVENESS (PERSEPAKATAN)

Kami bersepakat bekerja sebagai satu pasukan
We work cohesively as a team



I INTEGRITY (INTEGRITI)

Kami berpegang kepada prinsip integriti
We uphold integrity



D DISCIPLINED (DISIPLIN)

Kami berdisiplin tinggi
We are highly disciplined



B BEST (TERBAIK)

Kami memberi yang terbaik
We deliver the best



M MOTIVATED (MOTIVASI)

Kami bermotivasi tinggi
We are highly motivated

Piagam Pelanggan CIDB

CIDB Customers Charter

A. PENDAFTARAN KONTRAKTOR TEMPATAN



- + Permohonan baru, pembaharuan dan kenaikan gred/tambah kategori & pengkhususan kontraktor akan disediakan dalam tempoh 10 hari bekerja dari tarikh penjanaan nombor permohonan.



- + Permohonan perubahan butiran pendaftaran akan disediakan dalam tempoh tiga hari bekerja



- + Sijil Perakuan Pendaftaran akan disediakan pada hari yang sama jika berurusan di kaunter dan tiga hari bekerja jika menerusi pos.

B. PENDAFTARAN PERSONEL BINAAN



- + Kad Pendaftaran Personel Binaan (Kad Hijau) akan disediakan dalam tempoh 10 hari bekerja dari tarikh resit/invoice dikeluarkan.

C. PUNGUTAN LEVI



- + Pengenaan levi dibuat dalam tempoh 7 hari bekerja dari tarikh penerimaan borang yang lengkap.

A. LOCAL CONTRACTOR REGISTRATION



- + New applications, renewal and upgrading/additional categories & contractor specialization will be completed within 10 working days from the date of application.



- + Application for change in details of registration will be completed within three working days.



- + Certificate of Registration will be completed on the same day, if application is submitted via the counter, and within 3 working days if submitted by post.

B. CONSTRUCTION PERSONNEL REGISTRATION



- + Construction Personnel Identification Cards (Green Card) to be completed within 10 working days from the date of issuance of receipt/invoices.

C. LEVY COLLECTION



- + Levy will be imposed within 7 working days from the date of receiving the completed forms.

Ibu Pejabat, Pejabat Negeri dan Pejabat Cawangan

Head Office, State Offices and
Branch Offices

Lembaga Pembangunan Industri Pembinaan Construction Industry Development Board

Tingkat 10, Menara Dato' Onn
Pusat Dagangan Dunia Putra
No 45, Jalan Tun Ismail
50480 Kuala Lumpur
Telefon/ Telephone : 603-4047 7000
Faks/ Fax : 603-4047 7070
Laman Web/ Website : www.cidb.gov.my

CIDB Wilayah Persekutuan/Federal Territory CIDB

Tingkat 9, Menara Dato' Onn
Pusat Dagangan Dunia Putra
No 45, Jalan Tun Ismail
50480 Kuala Lumpur
Telefon/Telephone : 603-4045 3800 / 3851
Faks/Fax : 603-4045 3858

CIDB Wilayah Persekutuan/Federal Territory CIDB Pendaftaran Kontraktor, Kad Hijau & Levi/Contractor Registration, Green Card & Levy

Tingkat bawah Blok E,
Lot 8, Jalan Chan Sow Lin,
55200 Kuala Lumpur.
Telefon/Telephone : 03-9281 6070
Faks/Fax : 03-9281 6077

CIDB Selangor/Selangor CIDB

Tingkat 5, Wisma PKPS
Persiaran Perbandaran, Seksyen 14
40675 Shah Alam
Selangor
Telefon/Telephone : 03 - 55128600
Faks/Fax : 03 - 55128620

CIDB Melaka/Malacca CIDB

No 31-1, Jalan TU 49A, Kompleks Komersial Boulevard
Taman Tasik Utama
75450 Ayer Keroh
Melaka
Telefon/Telephone : 606-232 8895
Faks/Fax : 606-232 8950

CIDB Negeri Sembilan/Negeri Sembilan CIDB Wisma KoCIDB

Lot D30, Persiaran Utama S2/B2
Seremban 2
70300 Seremban
Negeri Sembilan
Telefon/Telephone : 06 - 601 6311
Faks/Fax : 06 - 601 7311

CIDB Johor/Johor CIDB

Lot 2067, Batu 3
Jalan Tampoi
81200 Johor Bahru
Johor
Telefon/Telephone : 607-2344808
Faks/Fax : 607-2344807

CIDB Pahang/Pahang CIDB

A1, Tingkat Bawah
Jalan Seri Kuantan 2, Seri Kuantan Square
25050 Kuantan,
Pahang.
Telefon/Telephone : 09 - 517 8734
Faks/Fax : 09 - 517 8751

CIDB Kelantan/Kelantan CIDB

No. U7.2, Tingkat 7, Menara Perbadanan
Jalan Tengku Petra, Semerak
15000 Kota Bharu
Kelantan.
Telefon/Telephone : 609-7435311
Faks/Fax : 609-7444311

CIDB Terengganu/Terengganu CIDB

Tingkat 7, Menara Yayasan Islam Terengganu,
Jalan Sultan Omar
20300 Kuala Terengganu
Terengganu
Telefon/Telephone : 609-6245311/6238977
Faks/Fax : 609-6238973

CIDB Perak/Perak CIDB

Lot 5.02, Tingkat 5, Bangunan KWSP
Jalan Greentown
30450 Ipoh
Perak
Telefon/Telephone : 605-2423488
Faks/Fax : 605-2555488

CIDB Kedah/ Kedah CIDB

Lot 7&8, Kompleks Perniagaan Asas Jaya
Jalan Stadium,
05100 Alor Setar,
Kedah.
Telefon/Telephone : 04-733 1243
Faks/Fax : 04-733 1175

CIDB Perlis/Perlis CIDB

No 10 Jalan Tuanku Syed Putra
(Jalan Kangar-Alor Setar),
Seriab, 01000
Perlis Indera Kayangan.
Telefon/Telephone : 04-9781 243
Faks/Fax : 04-9781 244

CIDB Pulau Pinang/Penang CIDB

Lot 9.01, Tingkat 9, Bangunan KWSP
No. 3009, Off Lebuhr Tenggori 2
Bandar Seberang Jaya
13700 Seberang Jaya
Pulau Pinang
Telefon/Telephone : 604-3902448
Faks/Fax : 604-3907448

CIDB Sabah/Sabah CIDB

Tingkat 4, Blok A, Bangunan KWSP
88100 Kota Kinabalu
Sabah
Telefon/Telephone : 6088-244423/658/506
Faks/Fax : 6088-242481

CIDB Sarawak/Sarawak CIDB

Tingkat 1, Blok A, Kompleks CIDB
Jalan Sultan Tengah
93050 Kuching
Sarawak
Telefon/Telephone : 6082-445833/446833
Faks/Fax : 6082-447833

CIDB Cawangan Miri/Miri Branch CIDB

Lot 1140, Block 9, Miri Concession Land District
Miri Waterfront
98000 Miri
Sarawak
Telefon/Telephone : 6085-417431
Faks/Fax : 6085-417432

CIDB Cawangan Tawau/Tawau Branch CIDB

Tingkat 1, Wisma Gek Poh
Batu 1, Jalan Dunlop/Kuhara
Beg Berkunci No. 7
91009 Tawau
Sabah.
Telefon/Telephone : 089 – 777 841/842
Faks/Fax : 089 – 777 840

Senarai Anggota Lembaga

List of Board Members



1

2 3

1
TAN SRI Dr. Ir. AHMAD TAJUDDIN ALI, FASc.
PENGERUSI
Chairman

2
DATO' SRI ZOHARI HAJI AKOB

3
DATO' SRI Ir. Dr. JUDIN ABDUL KARIM
sehingga 15 Dis 2015)
(until 15 dec 2015)





4	5	6
7	8	9
10	11	

4
DATUK SERI HASHMUDDIN
MOHAMMAD

5
DATO' Ir. MOHTAR MUSRI
(bermula 15 November 2014)

6
DATO' HAJI MOKHTAR SAMAD

7
DATUK NG SEING LIONG J.P.

8
TUAN HAJI Ir. ALHADI IBRAHIM



9
MATTHEW TEE KAI WOON

10
DATUK AG BUHTAMAM AG
MAHMUM



11
DATO' Sr. SRIKANDAN
KANAGAINTHIRAM

Profil Anggota Lembaga

Board Member **Profiles**

Tan Sri Dr. Ir. Ahmad Tajuddin Ali, FASc.





Tan Sri Dr. Ir. Ahmad Tajuddin dilantik sebagai Pengerusi Lembaga Pengarah CIDB pada 17 Februari 2014. Beliau juga merupakan Pengerusi Kumpulan UEM Berhad, UEM Sunrise Berhad, PLUS Expressway International Berhad, Linde Malaysia Holding Berhad, UPM Holdings Sdn Bhd, Pengerusi-Bersama (Industri) Kumpulan Industri-Kerajaan untuk Teknologi Tinggi (MIGHT), Pengerusi SIRIM Berhad dan juga Presiden Akademi Sains Malaysia. Beliau pernah menyandang jawatan Ketua Pengarah Institut Standards dan Penyelidikan Industri Malaysia (SIRIM), Pengerusi Eksekutif Tenaga Nasional Berhad (TNB), Pengerusi Gas Malaysia Sdn Bhd dan kemudiannya sebagai Pengerusi Suruhanjaya Tenaga Malaysia. Tan Sri Ahmad Tajuddin lulus dengan kepujian Ijazah kelas pertama dari King's College, University of London dan memperoleh Ijazah Doktor Falasafah dari Queen Mary College, University of London. Beliau merupakan Felo Institut Jurutera Malaysia (IEM) dan Felo Asean Federation of Engineering Organisation (AFEQ), dan di masa yang sama Ahli Majlis Tadbir Institute of Applied System Analysis (IIASA) di Laxenburg Austria. Tan Sri telah dianugerahkan beberapa awad dari dalam dan luar negara dan diiktirafkan sebagai 'Prominent Player' oleh CIDB.

Tan Sri Dr. Ir. Ahmad Tajuddin was appointed Chairman CIDB Board of Directors on 17th February 2014. He is also the Chairman of UEM Group Berhad, UEM Sunrise Berhad, PLUS Expressway International Berhad, Malaysia Linde Holdings Berhad, UPM Holdings Sdn Bhd, Joint-Chairman (Industry) of Malaysian Industry-Government Group for High Technology (MIGHT), Chairman of SIRIM Berhad and also President of Academy of Science Malaysia. He has held the post of Director General of Standards and Industrial Research Institute of Malaysia (SIRIM), Executive Chairman of Tenaga Nasional Berhad (TNB), Chairman Malaysia Gas Sdn Bhd and later as Chairman of Malaysia Energy Commission. Tan Sri Ahmad Tajuddin graduated with a first class honours degree from King's College, University of London and obtained his doctorate in Nuclear Engineering from Queen Mary College, University of London. He is a Fellow of Malaysia Institute of Engineers (IEM) and a Fellow of Asean Federation of Engineering Organisation (AFEQ) and at the same time, a member of the Governing Council for the Institute of Applied System Analysis (IIASA) at Laxenburg Austria. Tan Sri has received many outstanding awards locally and overseas and was once bestowed with "Prominent Player" Award from CIDB.

Dato' Sri Zohari Hj. Akob



Dato' Sri Zohari memulakan perkhidmatannya sebagai Pengurus Projek di Lembaga Kemajuan Ikan Malaysia (IKIM) pada tahun 1986. Beliau memasuki perkhidmatan Tadbir dan Diplomatik sejak tahun 1988. Untuk hampir dua puluh enam tahun berikutnya, beliau diberi kepercayaan untuk menjawat beberapa jawatan penting di beberapa Unit di Jabatan Perdana Menteri, termasuk jawatan Timbalan Ketua Pengarah (Dasar), Unit Kerjasama Awam Swasta. Beliau adalah Timbalan Ketua Setiausaha (Tenaga), Kementerian Tenaga, Teknologi Hijau dan Air, sebelum dilantik sebagai Ketua Setiausaha Kementerian Kerja Raya pada 21 Julai 2014. Dato Sri berkelulusan Sarjana Muda Perikanan dari Universiti Pertanian (sekarang Putra) Malaysia dan memperolehi Sarjana Ekonomi dari Universiti Leicester, United Kingdom.

Di peringkat Lembaga beliau mempengerusikan Jawatankuasa Kewangan, Akaun & Pelaburan dan Jawatankuasa Pembangunan Sumber Manusia.

Dato' Sri Zohari started his career as a Project Manager with the Malaysian Fisheries Development Authority (IKIM) in 1986. In 1988, he was commissioned as an Administrative and Diplomatic Services Officer. For the next twenty-six years, Dato Sri Zohari was entrusted with various important positions in a number of Units under the Prime Minister's Department, culminating in him being appointed as the Deputy Director-General (Policy) of the Public Private Partnership Unit. He was Deputy Secretary-General (Energy) of Ministry of Energy, Green Technology and Water prior to his appointment as Works Ministry Secretary-General on 21 July 2014. Dato Sri graduated with Bachelor of Fisheries from Universiti Pertanian (now Putra) Malaysia and obtained his Masters in Economy from Leicester University, United Kingdom.

At CIDB, Dato' Sri Zohari chairs the CIDB Board's Finance, Accounts & Investment Committee and the Manpower Development Committee.



Dato' Sri Ir. Dr. Judin Abdul Karim

Dato' Sri Ir. Dr. Judin ialah Ketua Pengarah JKR sebelum beliau dilantik sebagai Ketua Eksekutif CIDB pada Ogos 2011. Beliau turut menyandang beberapa jawatan penting seperti Presiden Lembaga Jurutera Malaysia (BEM), Presiden Persatuan Jurutera Jalan Raya Asia dan Australia (REAAA) dan Pengerusi Persatuan Jalan Raya Sedunia (PIARC) bagi Pertukaran Teknologi dan Pentauliahan Pembangunan. Beliau juga merupakan Felo Institute of Structural Engineers, UK, Felo IEM dan Felo Akademi Sains, Malaysia.

Di peringkat Lembaga beliau menganggotai Jawatankuasa Kewangan, Akaun & Pelaburan, Jawatankuasa Induk Bahan Binaan, Jawatankuasa Safety, Health, Environment & Quality, Jawatankuasa Hubungan Industri & Promosi dan Jawatankuasa Tindakan Tatatertib Kumpulan Pengurusan & Profesional.

Dato' Sri Ir. Dr. Judin was the Director General of JKR before being appointed as the Chief Executive of CIDB on August 2011. He served in a number of important positions which include the President of the Board of Engineers Malaysia (BEM), President of the Road Engineering Association of Asia and Australasia (REAAA) and Chairman of the World Road Association (PIARC) for Technology Exchange and Development Commission. He is also a Fellow of Institute of Structural Engineers, UK, a Fellow of IEM and a Fellow of the Academy of Science, Malaysia.

At Board level, he is a Member of The Finance, Account & Investment Committee, Member of Construction Materials Main Committee, Member of Safety, Health, Environment & Quality (SHEQ) Committee, Member of Industry Relation & Promotion Committee and Member of Disciplinary Action for Management & Professional Group Committee.

Dato' Ir. Mohtar Musri



Dato' Ir. Mohtar Musri ialah Ketua Pengarah di Jabatan Keselamatan dan Kesihatan Pekerjaan (JKKP) Malaysia. Beliau pernah bertugas sebagai Timbalan Ketua Pengarah (Operasi) di Jabatan yang sama. Memperolehi Sarjana Sains (Kejuruteraan) dalam bidang 'Work Design and Ergonomics' dari University of Birmingham, England pada tahun 1991. Beliau juga merupakan Ahli Lembaga Pengarah Lembaga Jurutera Malaysia (BEM); Ahli Lembaga Pengarah Institut Keselamatan dan Kesihatan Pekerjaan Negara (NIOSH); Pengerusi Jawatankuasa Standard Perindustrian bagi Keselamatan dan Kesihatan Pekerjaan (ISC W), SIRIM Berhad; Pengerusi Ganti Application Committee, BEM; Ketua Auditor Occupational Safety and Health Management System, NIOSH Certification. Disamping menjadi Ahli Insitusi Jurutera Malaysia (IEM); beliau juga merupakan Jurutera Profesional yang berdaftar dengan Lembaga Jurutera Malaysia.

Di peringkat Lembaga, beliau menganggotai Jawatankuasa Kewangan, Akaun & Pelaburan, Jawatankuasa Pembangunan Sumber Manusia dan Jawatankuasa Safety, Health, Environment & Quality.

Dato' Ir. Mohtar Musri is the Director General, Department of Occupational Safety and Health (DOSH) Malaysia. Prior to that, he was the Deputy Director General (Operation) at the same Department. He obtained his M.Sc. (Eng.) Work Design and Ergonomics from University of Birmingham, England in 1991. Dato' Ir. Mohtar is a Board of Director Board of Engineers Malaysia (BEM), a Board of Director National Institute of Occupational Safety and Health (NIOSH), Chairman Industry Standards Committee for Occupational Safety and Health (ISC W), SIRIM Berhad; Alternate Chairman Application Committee BEM; Lead Auditor for Occupational Safety and Health Management System, NIOSH Certification. Apart from being a Member of the Institution of Engineers Malaysia (IEM), Dato' Ir. Mohtar is also a Professional Engineer registered with the Board of Engineers Malaysia.

At Board level, he is a member of The Finance, Account & Investment Committee, member of Manpower Development Committee and member of Safety, Health, Environment & Quality (SHEQ) Committee.



Datuk Seri Hashmuddin Mohammad

Datuk Seri Hashmuddin Mohammad merupakan Timbalan Ketua Setiausaha Perbendaharaan (Pengurusan), Kementerian Kewangan Malaysia. Beliau mewakili Kementerian Kewangan dan negara dalam Mesyuarat Asia Pacific Economic Cooperation (APEC) Government Procurement Experts Group dan merupakan Timbalan Ketua Perunding bagi rundingan FTA Malaysia-USA, Malaysia-EU FTA, Trans Pacific Partnership Agreement (TPPA) berkaitan Perolehan Kerajaan.

Di peringkat Lembaga beliau mempengerusikan Jawatankuasa Audit dan menjadi ahli Jawatankuasa Kewangan, Akaun & Pelaburan dan Jawatankuasa Tindakan Tatatertib Kumpulan Pengurusan & Profesional.

Datuk Seri Hashmuddin Mohammad is the Deputy Secretary General (Management), Ministry of Finance. He represented the Ministry of Finance and the nation in Asia Pacific Economic Cooperation Meeting (APEC) for Government Procurement Experts Group and was the Deputy Head Negotiator for FTA Malaysia-USA, Malaysia-EU FTA, Trans Pacific Partnership Agreement (TPPA) Malaysia-EU FTA, Trans Pacific Partnership Agreement (TPPA) negotiation in relation to Government Procurement.

At Board level, he is the Chairman of Audit Committee and a member of Finance, Account & Investment Committee and Disciplinary Action for Management & Professional Group Committee.

Dato' Haji Mokhtar Samad



Dato' Haji Mokhtar Samad ialah Presiden Persatuan Kontraktor Melayu Malaysia dan Pengerusi Eksekutif bagi Konsortium Melayu Sdn Bhd. Beliau bergiat aktif sebagai ahli Majlis Penasihat, Dewan Perniagaan Melayu Malaysia dan Timbalan Pengerusi bagi Majlis Pembangunan Usahawan Wilayah Persekutuan. Selain itu, Dato' Haji Mokhtar Samad juga merupakan Ahli Jawatankuasa Kewangan bagi Majlis Tindakan Ekonomi Melayu Bersatu Berhad.

Di peringkat Lembaga beliau mempengerusikan Jawatankuasa Pembangunan Kontraktor dan ahli Jawatankuasa Pembangunan Sumber Manusia, Jawatankuasa Kewangan, Akaun & Pelaburan, Jawatankuasa Audit dan Jawatankuasa Induk Bahan Binaan.

Dato' Haji Mokhtar Samad is the President of Malay Contractors Association Malaysia and Executive Director of Konsortium Melayu Sdn Bhd. He's actively involved as a member of Advisory Council, Malay Chamber of Commerce Malaysia and as Deputy Chairman for the Federal Territory Entrepreneur Development Council. In addition, Dato' Haji Mokhtar Samad also a Finance Committee Member for Majlis Tindakan Ekonomi Melayu Bersatu Berhad.

At Board level, he is the Chairman of Contractor Development Committee and a Member of Human Resource Development Committee, Finance, Account & Investment Committee, and Construction Materials Main Committee.



Datuk Ng Seing Liong J.P

Datuk Ng Seing Liong adalah seorang akauntan bertauliah dan merupakan Pengarah Urusan sebuah syarikat pemaju perumahan, Kota Kelang Development Sdn. Bhd. Beliau terlibat dalam Persatuan Pemaju Hartanah dan Perumahan Malaysia (REHDA) sejak tahun 1977, berkesudahan dengan beliau dilantik sebagai Presiden REHDA bagi penggal 2006 – 2010. Beliau juga merupakan Ahli Tribunal bagi Lembaga Disiplin Majlis Peguam, ahli Majlis Tindakan Ekonomi Nasional dan berkhidmat sebagai penasihat bagi beberapa persatuan.

Di peringkat Lembaga, Ng Seing Liong mempengerusikan Jawatankuasa Hubungan Industri & Promosi dan Jawatankuasa Tindakan Tatatertib Kumpulan Pengurusan & Profesional. Beliau juga menganggotai Jawatankuasa Kewangan, Akaun & Pelaburan, Jawatankuasa Audit dan Jawatankuasa Pembangunan Kontraktor.

A qualified accountant by profession, Datuk Ng Seing Liong is the Managing Director of Kota Kelang Development Sdn. Bhd., a housing developer. He has been involved in the Real Estate and Housing Developers' Association Malaysia (REHDA) since 1977 and ultimately was appointed its President for the 2006-2010 term. He is also a Tribunal Member for the Disciplinary Board of The Bar Council, a member of the National Economic Action Council and serve as an advisor to several associations.

In the Board of CIDB, Ng Seing Liong chairs the Industrial Relation & Promotion Committee and Disciplinary Action for Management & Professional Group Committee. He also sits in the Finance, Account & Investment Committee, Audit Committee and Contractor Development Committee.

Tuan Hj Ir. Alhadi Ibrahim



Tuan Haji Ir. Alhadi Ibrahim ialah seorang rakan kongsi Konsortium Malaysia dan telah berkhidmat dengan Konsortium sejak 1981. Dia memperolehi Sarjana Muda Kejuruteraan Awam daripada Brighton Polytechnic (sekarang University of Brighton) pada tahun 1978. Tuan Haji Ir. Alhadi telah merekabentuk dan mengurus tidak kurang daripada 80 projek-projek bangunan dan infrastruktur, kebanyakan daripadanya di negeri Sarawak. Tuan Haji Ir. Alhadi ialah seorang Ahli Institution of Engineers Malaysia dan seorang Professional Engineer berdaftar dengan Lembaga Jurutera Malaysia

Di CIDB, Tuan Haji Ir. Alhadi mempengerusikan Jawatankuasa Safety, Health, Environment & Quality dan menganggotai Jawatankuasa Kewangan, Akaun & Pelaburan, Jawatankuasa Pembangunan Sumber Manusia dan Jawatankuasa Audit.

Tuan Haji Ir. Alhadi Ibrahim is a partner of Konsortium Malaysia and has been with the consortium since 1981. He graduated from Brighton Polytechnic (now University of Brighton) in 1978 with a degree of Bachelor in Civil Engineering. Tuan Haji Ir. Alhadi has designed and managed no less than 80 building and infrastructure projects, most of which are in Sarawak. Tuan Haji Ir. Alhadi is a Member of the Institution of Engineers Malaysia and a registered Professional Engineer with the Board of Engineers Malaysia.

At CIDB, Tuan Haji Ir. Alhadi chairs the Safety, Health, Environment & Quality Committee and a member of Finance, Account & Investment Committee, Human Resource Development Committee and Audit Committee.



Matthew Tee Kai Woon

Matthew Tee Kai Woon ialah Pengarah Eksekutif Kumpulan sebuah syarikat awam tersenarai di Bursa Malaysia, Bina Puri Holdings Berhad. Dia telah menjadi Council Member dan aktif dalam Master Builder Association Malaysia sejak 2002, dan pada 2012 telah dipilih sebagai Presidennya. Matthew ialah seorang Akauntan Bertauliah dan seorang ahli Institut Akauntan Malaysia. Beliau juga merupakan Certified Financial Planner dan Certified Practicing Accountant, Australia. Beliau ialah seorang Ahli Lembaga Construction Labour Exchange Centre Berhad (CLAB) dan memegang jawatan Honorary Treasurer General dengan Malaysia Structural Steel Association.

Di peringkat Lembaga, Matthew Tee Kai Woon menganggotai Jawatankuasa Induk Bahan Binaan, Jawatankuasa Kewangan, Akaun & Pelaburan, Jawatankuasa Pembangunan Sumber Manusia, Jawatankuasa Pembangunan Kontraktor dan Jawatankuasa Hubungan Industri & Promosi.

Matthew Tee Kai Woon is Group Executive Director of a public listed company, Bina Puri Holdings Berhad. He has been an active Council Member of the Master Builder Association since 2002, and in 2012 was elected its President. Matthew is a Chartered Accountant and a member of the Malaysian Institute of Accountants. He is also a Certified Financial Planner and a Certified Practicing Accountant, Australia. He sits on the board of Construction Labour Exchange Centre Berhad (CLAB) and holds the Honorary Treasurer-General post with the Malaysian Structural Steel Association.

In the Board of CIDB, Matthew Tee Kai Koon is the member of Construction Materials Main Committee, a member of Finance, Account & Investment Committee, Human Resource Development Committee, Contractor Development Committee and Industry Relation & Promotion Committee.

Datuk Ag Buhtamam Ag Mahmum



Datuk Ag Buhtamam merupakan Pengerusi Eksekutif syarikat Sedafiat Sdn Bhd di samping menjadi Pengerusi Eksekutif Kumpulan Syarikat One Holdings Sdn Bhd dan Nicaris Sdn Bhd. Beliau memperoleh Ijazah Sarjana Muda Sains dari Universiti of Wisconsin, USA. Datuk AG Buhtamam aktif dalam bisnes dan kegiatan sosial. Selain menjadi Naib Presiden Dewan Perniagaan Melayu Malaysia dan Yang Di Pertua Dewan Perniagaan Melayu Malaysia (SABAH), Datuk AG Buhtamam juga merupakan Ahli Lembaga dan Ahli Jawatankuasa beberapa badan dan syarikat penting di peringkat negeri dan persekutuan.

Di CIDB, Datuk AG Buhtamam mempengerusikan Jawatankuasa Pembangunan Industri IBS and menganggotai Jawatankuasa Pembangunan Kontraktor, Jawatankuasa Induk Bahan Binaan dan Jawatankuasa Safety, Health, Environment & Quality.

Datuk AG Buhtamam is Executive Chairman of Sedafiat Sdn Bhd. At the same time, he is also Group Executive Chairman for Syarikat One Holdings Sdn Bhd and Nicaris Sdn Bhd. He obtains a Bachelor of Science degree from University of Wisconsin, USA. Datuk AG Buhtamam is active in business and social activities. Besides being a Vice President of Malay Chamber of Commerce Malaysia and President of Malay Chamber of Commerce Malaysia (SABAH), Datuk AG Buhtamam is also a Board Member and a Committee Member of a number of agencies and businesses at both the state and federal levels.

At CIDB, Datuk AG Buhtamam chairs the IBS Industry Development Committee and is a member of Contractor Development Committee, Construction Materials Main Committee and Safety, Health, Environment & Quality Committee.



Dato' Sr. Sri Kandan Kanagainthiram

Dato' Sr. Sri Kandan memperoleh Associate Diploma in Quantity Surveying dari Royal Melbourne Institute of Technology, Australia. Beliau merupakan Pengarah Urusan KPK Quantity Surveyors (Semenanjung) Sdn Bhd, salah sebuah syarikat perunding Juru Ukur Bahan terkemuka di negara ini. Beliau juga adalah Pengerusi syarikat AECOM Malaysia Sdn Bhd, anak syarikat AECOM, syarikat rekabentuk kejuruteraan global terbesar di dunia. Beliau merupakan Felo Royal Institution of Surveyors Malaysia (RISM), Australian Institute of Quantity Surveyors (AIQS) dan the Royal Institution of Chartered Surveyors (RICS), United Kingdom.

Di peringkat Lembaga, Dato' Sr. Sri Kandan mempengerusikan Jawatankuasa Induk Bahan Binaan dan menganggotai Jawatankuasa Pembangunan Kontraktor, Jawatankuasa Pembangunan Industri IBS dan Jawatankuasa Hubungan Industri & Promosi.

Dato' Sr. Sri Kandan obtained his Associate Diploma in Quantity Surveying from The Royal Melbourne Institute of Technology, Australia. He is Managing Director of KPK Quantity Surveyors (Semenanjung) Sdn Bhd, one of the leading Quantity Surveying consultancy firm in the country. He is also the Chairman of AECOM Malaysia Sdn Bhd, a subsidiary of AECOM which is a global, premier, fully integrated professional and technical services firm positioned to design, build, finance and operate infrastructure assets around the world for public and private sector Clients. He is a Fellow of the Royal Institution of Surveyors Malaysia (RISM), the Australian Institute of Quantity Surveyors (AIQS) and the Royal Institution of Chartered Surveyors (RICS), United Kingdom.

In the Board of CIDB, Dato' Sr. Sri Kandan chairs the Construction Materials Main Committee and is a member of Contractor Development Committee, IBS Industry Development Committee and Industry Relation & Promotion Committee.

Tadbir Urus Korporat

Corporate Governance

Lembaga ditadbir berdasarkan prinsip Tadbir Urus Korporat, rujukan dan panduan kepada Akta 520 Lembaga Pembinaan Industri Pembinaan serta pematuhan kepada arahan dan Peraturan kerajaan selaras dengan fungsi dan tanggungjawab ke arah membangunkan industri pembinaan negara.

Anggota Lembaga

Anggota Lembaga telah diamanahkan dengan tanggungjawab untuk membimbing dan memberi garis panduan kepada Pengurusan bagi menjaga kepentingan kerajaan dan "stakeholder".

Komposisi Anggota Lembaga

Lembaga adalah terdiri daripada anggota-anggota seperti berikut :

- i. Pengerusi
- ii. Enam wakil dari sektor swasta
- iii. Empat wakil yang memegang jawatan dalam perkhidmatan awam; dan
- iv. Ketua Eksekutif

Jawatankuasa di Peringkat Lembaga

Di peringkat Lembaga, beberapa jawatankuasa telah ditubuhkan bagi memantau dan mengukuhkan pelaksanaan program- program industri seperti berikut :

- i. Jawatankuasa Kewangan, Akaun dan Pelaburan (JKKAP)
- ii. Jawatankuasa Pembangunan Sumber Manusia (JPSM)
- iii. Jawatankuasa Audit (JA)
- iv. Jawatankuasa Pembangunan Kontraktor (JPK)
- v. Jawatankuasa Induk Bahan Binaan
- vi. Jawatankuasa Pembangunan Industri IBS
- vii. Jawatankuasa Keselamatan, Kesihatan, Alam Sekitar dan Kualiti
- viii. Jawatankuasa Hubungan Industri & Promosi
- ix. Jawatankuasa Tindakan Tatatertib Kumpulan Pengurusan & Profesional

Setiap Jawatankuasa Lembaga dipengerusikan oleh seorang Ahli Lembaga. Ahli-ahli Jawatankuasa terdiri daripada beberapa orang Ahli Lembaga di samping beberapa wakil daripada kerajaan, industri atau pun pihak akademik yang mempunyai kepakaran tertentu. Butir keahlian setiap Jawatankuasa Lembaga dan terma rujukan Jawatankuasa boleh diperolehi dari Unit Urus Tadbir Korporat CIDB.

The Board is managed based on its Corporate Governance Principles, CIDB Act 520 and in compliance to government directives and circulars, in line with its functions and responsibilities in developing the construction industry.

Members of the Board

The Board Members are entrusted with the duty and responsibility of guiding and advising the Management in advancing the interest of government and its stakeholders.

Composition of the Board

The board consists of the following members:

- i. Chairman
- ii. Six representatives from the private sector
- iii. Four representatives who shall hold office in the public services; and
- iv. Chief Executive

Board Committees

Numerous committees have been established at the Board level to monitor and reinforce the implementations of the industry's programmes such as :

- i. The Finance, Account and Investment Committee
- ii. The Manpower Development Committee
- iii. The Audit Committee
- iv. The Contractor Development Committee
- v. The Construction Material Main Committee
- vi. The IBS Industry Development Committee
- vii. The Safety, Health, Environment & Quality (SHEQ) Committee
- viii. The Industry Relation and Promotion Committee
- ix. The Disciplinary Action for Management and Professional Group Committee

A member of the Board chairs each Committee. Committee members consist of some of the members of the Board as well as several representatives from the government, industry or academia who have particular expertise needed by the Committee. Details of each Board Committee membership and terms of reference of the Committee can be obtained from the Corporate Governance Unit of CIDB

Tanggungjawab Sosial Korporat

Corporate Social Responsibility

Sebagai salah satu langkah meningkatkan imej CIDB dan industri pembinaan umumnya, CIDB, menerusi Build Brigade, telah melaksanakan empat program khidmat masyarakat secara bekerjasama dengan beberapa pihak-pihak luar termasuk pihak industri dan lain-lain agensi kerajaan. Di samping itu, CIDB terus menganjurkan Open Ideas Competition bersama Malaysian Structural Steel Association (MSSA) untuk menggalakkan mahasiswa bekerja bersama-sama dalam satu pasukan untuk merekabentuk bangunan dan struktur lain menggunakan keluli sebagai bahan pilihan.

1.0 KHIDMAT MASYARAKAT

1.1 Membekalkan Air bersih kepada SK Star, Gua Musang, Kelantan

Sekolah ini yang letaknya di kawasan pedalaman tiada mendapat bekalan air bersih dan hanya bergantung kepada sumber air bukit (Air Tandak) yang diambil lebih kurang 15 kilometer dari kawasan sekolah.

Bekalan air bukit ke Sekolah terputus akibat banjir besar yang merosakkan jambatan yang menghubungkan Gua Musang dengan Jeli. Saluran paip air tandak disepanjang jambatan ini turut terjejas.

Pihak sekolah hanya memerlukan bantuan kewangan sekitar RM15,000 sahaja untuk membeli peralatan bagi membaiki tandak air dan saluran untuk bekalan air bukit ke kawasan sekolah. Kerja-kerja membina dan menyiapkan bekalan air tersebut telah dijalankan secara gotong royong oleh penduduk kampung.

1.2 Projek baik pulih Balai Raya Pasir Mandi, Temerloh

Kerja-kerja membaik pulih Balai Raya yang rosak akibat banjir, telah dimulakan pada Ogos 2015 dan siap pada hujung September 2015. Sebanyak lima penaja telah menyumbang bagi kerja-kerja membaik pulih balai raya tersebut yang terdiri daripada ;

- Kumpulan Syarikat Panasonic di Malaysia,
- Monier Malaysia Sdn Bhd,
- UAC Berhad, Cementaid Sdn Bhd
- Boustead Sissons Paint Sdn Bhd.

As one of the measures to enhance the image of CIDB and the construction industry, CIDB, through the Build Brigade, implemented four community services programme, working together with external parties including industry and other government agencies. In addition, CIDB, together with the Malaysia Structural Steel Association (MSSA) continues to organize the Open Ideas Competition to encourage university students to work together as a team to design buildings and other structures using steel as the material of choice.

1.0 COMMUNITY SERVICES

1.1 The supply of clean water to SK Star, Gua Musang, Kelantan

The schools is located in rural areas and has no access to treated water and is dependent on the water sources from (Air Tandak), approximately 15 kilometers from the school .

The water supply from the hill was cut off due to flooding which damaged the bridge linking Gua Musang and Jeli. The supply pipe running along bridge was similarly affected.

The school only needed financial assistance of around RM15,000 to purchase equipment to restore the water supply from of the hill to the school. Construction and completion of the supply was carried out with the cooperation of the villagers.

1.2 Refurbishment of Balai Raya Pasir Mandi, Temerloh

The refurbishment works for the Balai Raya, damaged by floods, started in August 2015 and was completed end of September 2015. A total of five sponsors have contributed to the refurbishment works and they include:

- Panasonic Group of Companies Malaysia,
- Monier Malaysia Sdn Bhd,
- UAC Berhad, Cementaid Sdn Bhd
- Boustead Sissons Paint Sdn Bhd .

Manakala CIDB Malaysia pula membiayai semua kos pengurusan projek, membaik pulih struktur, pendawaian elektrik dan kerja-kerja am.

Sementara itu, Kumpulan Syarikat Panasonic Malaysia turut menaja penyaman udara split serta kipas angin untuk Balai Raya Kg Pulau Pasir Mandi dan menyumbangkan peti sejuk untuk penduduk Kampung Pulau Pasir Mandi dan Kampung Batu Sawar Temerloh Pahang.

Jumlah keseluruhan sumbangan bagi Kampung Pulau Pasir Mandi dan Kampung Batu Sawar adalah sebanyak RM 90,945.00.

1.3 Taman Refleksologi Untuk Penghuni Rumah Seri Kenangan, Taiping

Sebuah taman refleksologi yang indah dibina untuk warga emas, penghuni Rumah Seri Kenangan di Taiping, Perak. Taman refleksologi yang bernilai RM40,000 dibina oleh para pelatih Akademi Binaan Malaysia (ABM) Wilayah Utara hasil sumbangan CIDB dan para penggiat industri pembinaan.

Syarikat yang menyumbang kepada projek ini termasuklah Kencana HL Sdn Bhd (Sapura Kencana Petroleum), Malaysian Offshore Contractors Association (MOCA), Anjung Emas Sdn Bhd, Kamalbina Sdn Bhd, Seri Bumi Makmur Sdn Bhd dan Hajadi Sdn Bhd.

Projek ini turut disokong oleh Institut Pengurusan Bitara (IPB) yang menyediakan rekabentuk landskap dan juga Majlis Perbandaran Taiping (MPT) dalam menyediakan jentera-jentera yang diperlukan.

1.4 Sumbangan Bumbung Keluli kepada Mangsa Banjir

Projek agihan "Roof Sheet" kepada penduduk-penduduk yang terlibat dengan banjir besar di daerah, Kuala Krai, Manek Urai, Tanah Merah, Tumpat dan Ketereh adalah hasil sumbangan daripada MSI dan MISIF. Build Brigade CIDB telah membuat agihan pertama pada 27 Mei 2015 sebanyak 700 keping. Urusan pengagihan ini telah dilaksanakan dengan bantuan NGO Warga Kilang di Kelantan, yang juga melibatkan kerja-kerja pemasangan. Kerja-kerja pengagihan ini masih berjalan dan dijangka akan selesai pada bulan Julai 2016. Selain MSA dan MISIF, syarikat-syarikat yang turut menyumbangkan 'roof sheet' ialah Asia Roofing Industries Sdn Bhd, CSC Steel Sdn Bhd, FIW Steel Sdn Bhd, NS Bluescape Malaysia Sdn Bhd dan YKGI Holdings Berhad. Nilai keseluruhan kos sehingga tarikh 31 Disember 2015 ialah sebanyak RM250 ribu. Kos untuk 2016 dijangka sebanyak RM50 ribu.

CIDB Malaysia contributed to all costs of project management, structural repairs, electrical wiring and civil works.

Meanwhile, Panasonic Group also sponsored split air conditioning units and fans to Balai Raya Kg Pulau Pasir Mandi and contribute refrigerators for residents of Kampung Pulau Pasir Mandi and Kampung Batu Sawar Temerloh, Pahang.

The total amount of contributions for both Kampung Pulau Pasir Mandi and Kampung Batu Sawar is RM90,945.00.

1.3 Reflexology Garden for Residents of Rumah Seri Kenangan, Taiping

A beautiful Reflexology Garden was built for the elderly residents of Rumah Seri Kenangan in Taiping, Perak. Worth about RM40,000, it was built by trainees of Akademi Binaan (ABM) Northern Region from contribution by CIDB and construction industry players.

Companies contributing to this project include Kencana HL Sdn Bhd (Sapura Kencana Petroleum), Malaysian Offshore Contractors Association (MOCA), Anjung Emas Sdn Bhd, Kamalbina Sdn Bhd, Seri Bumi Makmur Sdn Bhd and Hajadi Sdn Bhd.

Implementation of this project was also supported by Bitara Institute of Management (IPB) which provided the landscape design and also by Majlis Perbandaran Taiping (MPT) which provided the necessary machineries.

1.4 Contribution of Steel Roofings to Flood Victims

Distribution of "Roof Sheet" to the residents affected by the massive flooding in the Districts of Kuala Krai, Manek Urai, Tanah Merah, Tumpat and Dabong is made possible by contributions from MSI and MISIF. CIDB Build Brigade made the first distribution on May 27, 2015 with a total of 700 pieces. An NGO in Kelantan 'Warga Kilang', assisted in the delivery which also involved the installation of the roofing sheets. The distribution of the work is still on going and is expected to be completed in July 2016. Apart from MSA and MISIF, companies contributing to the 'roof sheet' include Asia Roofing Industries Sdn Bhd, CSC Steel Sdn Bhd, FIW Steel Sdn Bhd, NS Bluescape Malaysia Sdn Bhd and YKGI Holdings Berhad. The overall costs till the end of December 2015 stood at RM250 million. The cost for 2016 is estimated at RM50 thousand.

2.0 PERTANDINGAN IDEA TERBUKA 2015

Pertandingan Idea Terbuka adalah satu pertandingan yang dianjurkan bersama oleh Malaysia Structural Steel Association (MSSA) dan CIDB. Ia terbuka kepada mahasiswa dengan tema yang berpusat di sekitar 'Designs in Steel'.

Objektif pertandingan adalah untuk menggalakkan mahasiswa dari fakulti kejuruteraan dan seni bina untuk bekerja bersama-sama dalam satu pasukan untuk mereka bentuk bangunan dan struktur lain menggunakan keluli sebagai bahan pilihan. MSSA mempunyai lima universiti sebagai sekutu dan kelima-lima universiti mengambil bahagian dengan UTM muncul sebagai juara membawa pulang piala pusingan MSSA tahun ini.

2.0 OPEN IDEAS COMPETITION 2015

Open Ideas Competition is a competition co-organised by Malaysian Structural Steel Association (MSSA) and CIDB. It is open to undergraduates with themes centred around 'Designs in Steel'.

The objective is to encourage students from the engineering and the architecture faculty to work together as a team to design buildings and other structures using steel as the material of choice. MSSA had five universities as affiliates and all five universities participated with UTM taking this year's MSSA challenge trophy.

Anak Syarikat

Subsidiaries

Sepanjang tahun 2015 anak syarikat milik CIDB telah bergiat aktif dalam menyokong pelaksanaan program CIDB. Anak-anak syarikat ini adalah seperti berikut:-

i. CIDB Holdings Sdn. Bhd.

Syarikat induk dalam menyelaras pelaksanaan program bisnes dan latihan.

ii. CIDB e-Construct Services Sdn. Bhd.

Mengendalikan pelaksanaan program pementapan ICT dalam industri pembinaan.

Disamping itu juga, melalui CIDB Holdings Sdn. Bhd, telah diwujudkan enam (6) anak syarikat yang mengendalikan aktiviti latihan dan akreditasi kemahiran industri pembinaan seperti berikut:-

- Akademi Binaan Malaysia Wilayah Tengah
- Akademi Binaan Malaysia Wilayah Utara
- Akademi Binaan Malaysia Wilayah Timur
- Akademi Binaan Malaysia Wilayah Selatan
- Akademi Binaan Malaysia Sabah
- Akademi Binaan Malaysia Sarawak

Throughout 2014, CIDB's subsidiaries have been actively involved in supporting the implementation of various programs. They are as follows:-

i. CIDB Holdings Sdn. Bhd.

Holding company involved in coordinating business and training programs.

ii. CIDB e-Construct Services Sdn. Bhd.

Undertakes ICT enhancement implementation program for the construction industry.

Apart from that, the following 6 subsidiaries were formed under CIDB Holdings Sdn. Bhd to undertake construction industry skills training and accreditation programs:

- Akademi Binaan Malaysia Central Region
- Akademi Binaan Malaysia Northern Region
- Akademi Binaan Malaysia Eastern Region
- Akademi Binaan Malaysia Southern Region
- Akademi Binaan Malaysia Sabah
- Akademi Binaan Malaysia Sarawak

Alamat anak syarikat adalah seperti berikut ;

CIDB Holdings Sdn Bhd
Tingkat 22, Menara Dato' Onn
Pusat Dagangan Dunia Putra (PWTC)
Jalan Tun Ismail 50480 Kuala Lumpur
Tel: 03-4042 8880
Fax: 03-4042 2880

CIDB E-Construct Services Sdn Bhd
Suite 10.5.1, Tingkat 10
Grand Seasons Avenue
No. 72, Jalan Pahang
53000 Kuala Lumpur
Tel: 03-2698 7751
Fax: 03-2698 7761

Address of the two subsidiaries are as follows ;

CIDB Holdings Sdn Bhd
Tingkat 22, Menara Dato' Onn
Pusat Dagangan Dunia Putra (PWTC)
Jalan Tun Ismail 50480 Kuala Lumpur
Tel: 03-4042 8880
Fax: 03-4042 2880

CIDB E-Construct Sdn Bhd
Suite 10.5.1, Tingkat 10
Grand Seasons Avenue
No. 72, Jalan Pahang
53000 Kuala Lumpur
Tel: 03-2698 7751
Fax: 03-2698 7761

Kumpulan Pengurusan

Management Team

Dato' Sri. Ir. Dr. Judin Abdul Karim
Ketua Eksekutif
Chief Executive



Pengurus Besar Kanan

Senior General Manager



Sr. Sariah Abd. Karib
Sektor Korporat & Bisnes
Corporate & Business Sector

**Megat Kamil Azmi
Megat Rus Kamarani**
Sektor Operasi
Operation Sector

Datuk Ir. Elias Ismail
Sektor Pembangunan
Teknologi
*Technology Development
Sector*

**Ir. Ahmad 'Asri Abdul
Hamid**
Sektor Pengurusan
Management Sector

Pengurus Besar

General Managers



1
Mohd Nazli Ahmad Mahyadin
Sektor Pembangunan Personel &
Kontraktor
*Personnel & Contractor Development
Sector*



2
Sr. Ida Zuraida Mohd Yusoff
Bahagian Kontraktor & Levi
Contractor & Levi Division

3
Ir. Noraini Bahri
Bahagian IBS & Mekanisasi
IBS & Mechanisation Division

4
Asnawi Alias
Bahagian Sumber Manusia &
Pengurusan Fasilitas
*Human Resource & Facility
Management Division*



5
Ir. Dr. Mukhtar Che Ali
Bahagian Bahan Binaan
Construction Material Division

6
Sr. Noridah Shaffii
Pejabat Pengurusan Program CIP
Programme Management Division



7	8
9	10
11	

7
Abdul Razak Husin
Pejabat Penasihat Undang-undang
Office of the Legal Advisor

8
Saad Osman
Bahagian Pengurusan Maklumat
Information Management Division

9
Zainora Zainal
Bahagian Antarabangsa
International Division

10
Abd Jaiz Abd Aziz
Bahagian Personel Binaan
Construction Personnel Division

11
Fadliah Hamed
Bahagian Kewangan & Akaun
Finance & Account Division



Pengurus Kanan

Senior **Managers**



1	2
3	4
5	6

1
Ibrahim Mohammad Yusoff
Bahagian Pembangunan Personel & Kontraktor
Personnel & Contractor Development Division



2
Ahmad Farrin Mokhtar
Bahagian Penguatkuasaan
Enforcement Division

3
Sazali Che Amat
Bahagian Keselamatan & Kesihatan dan Kualiti (SHQ)
Safety, Healthy & Quality Division

4
Ir Ramuseren a/l Muthu
Bahagian Bisnes Binaan
Construction Business Division



5
Sr Azizah Mohd Yusoff
Bahagian Pembangunan Tenaga Kerja
Workforce Development Division

6
Norlida Nabil
Bahagian Kontraktor & Levi
Contractor & Levy Division



7	8
9	10
11	12

7
Marina Puteh
Bahagian Sumber Manusia &
Pengurusan Fasilitas
*Human Resource & Facility
Management Division*



8
Naidatul Mazidah Latif
Bahagian Sumber Manusia &
Pengurusan Fasilitas
*Human Resource & Facility
Management Division*

9
Rosmen AG Hassan
Bahagian Bahan Binaan
Construction Material Division

10
Mohd Idrus Din
Bahagian IBS & Mekanisasi
IBS & Mechanisation Division



11
Mohd Harris Mohd Ismail
Bahagian IT Pembinaan
Construction IT Unit

12
Siti Aminah Abdul Manaf
Pejabat Pengurusan Program CITP
Programme Management Office



13	14
15	16

13
Haniza Soid Hamidi
Bahagian Kolaborasi CIDBH, ABM & Industri
CIDBH, ABM & Industry Collaboration Division

14
Hil Me Hj Md Isa
Bahagian Personel Binaan
Construction Personnel Division

15
Noryani Ismail
Bahagian Komunikasi Korporat
Corporate Communication Division

16
Haslina Abdul Halim
Unit Urus Tadbir Korporat
Corporate Governance Unit



Ketua Unit

Unit Heads



Shahrulizam Zainal Abidin
Unit Audit Dalam
Internal Audit Unit

Pengarah Negeri

State Directors

				10
1	2	3	11	12
4	5	6	13	14
7	8	9	15	16





1
Razuki Ibrahim
CIDB Wilayah Persekutuan Kuala Lumpur



2
Sr Mohd Zaid Zakaria
CIDB Selangor



3
Othman Safar
CIDB Negeri Johor



4
Ir Sharifudin Che Omar
CIDB Negeri Sabah



5
Mohd Noor Ab Rahman
CIDB Negeri Kedah



6
Mohd Merzan Hashim
CIDB Negeri Sarawak



7
Ismail Mat Nor
CIDB Negeri Perak

8
Ir. Raslim Salleh
CIDB Negeri Pulau Pinang

9
Heryanti Hilmi
CIDB Negeri Melaka

10
Annis Othman
CIDB Negeri Terengganu

11
Suhaimi Mansor
CIDB Negeri Pahang

12
Jasmi Mohd Salleh
CIDB Negeri Kelantan

13
Ahmad Ridzuan Ismail
CIDB Negeri Sembilan

14
Mohammad Farris Abdul Aziz
CIDB Negeri Perlis

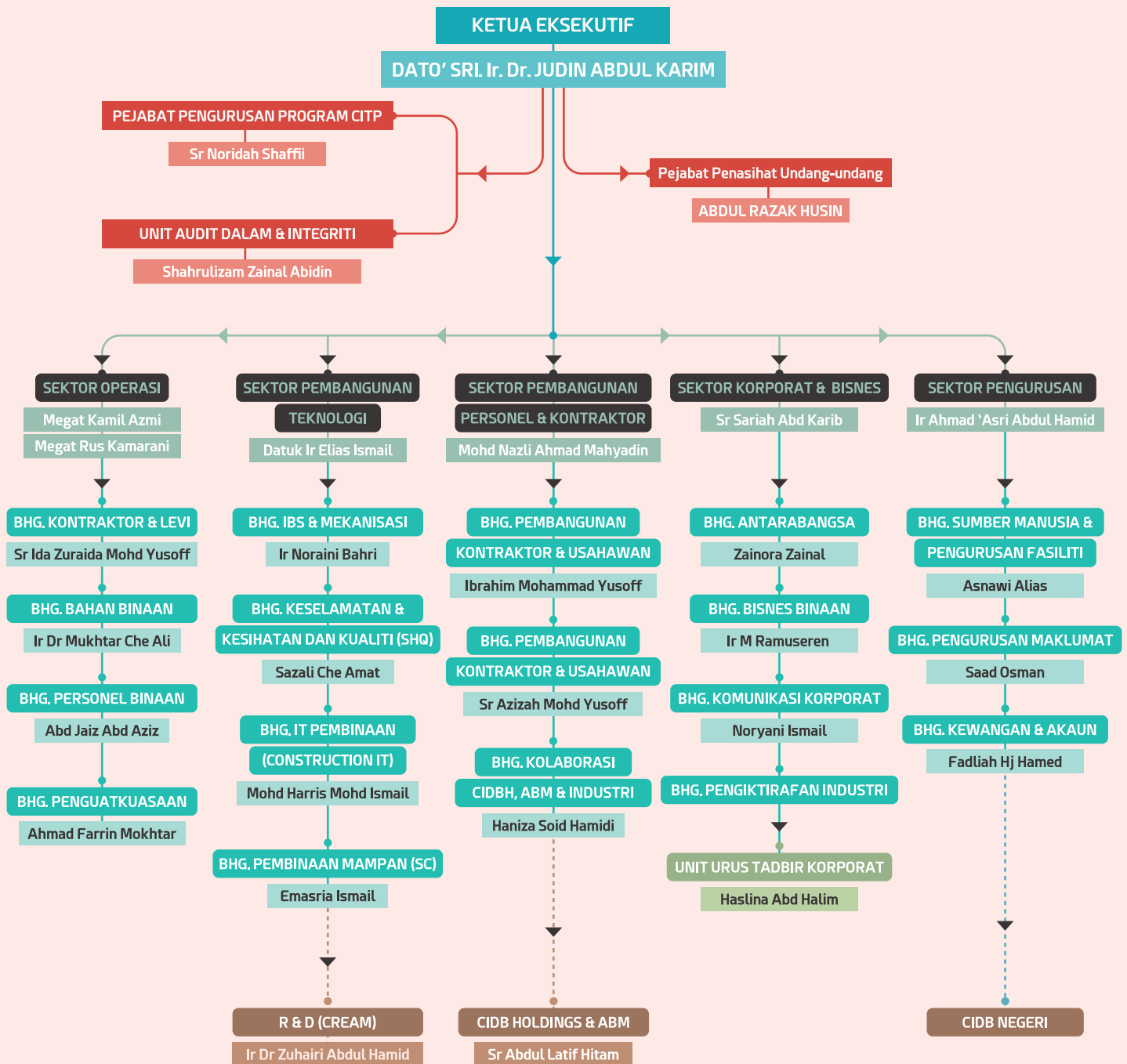
15
Rozaiman Hj Hassan
CIDB Cawangan Tawau

16
Muhammad Rizuan Hamzah
CIDB Cawangan Miri

Carta Organisasi

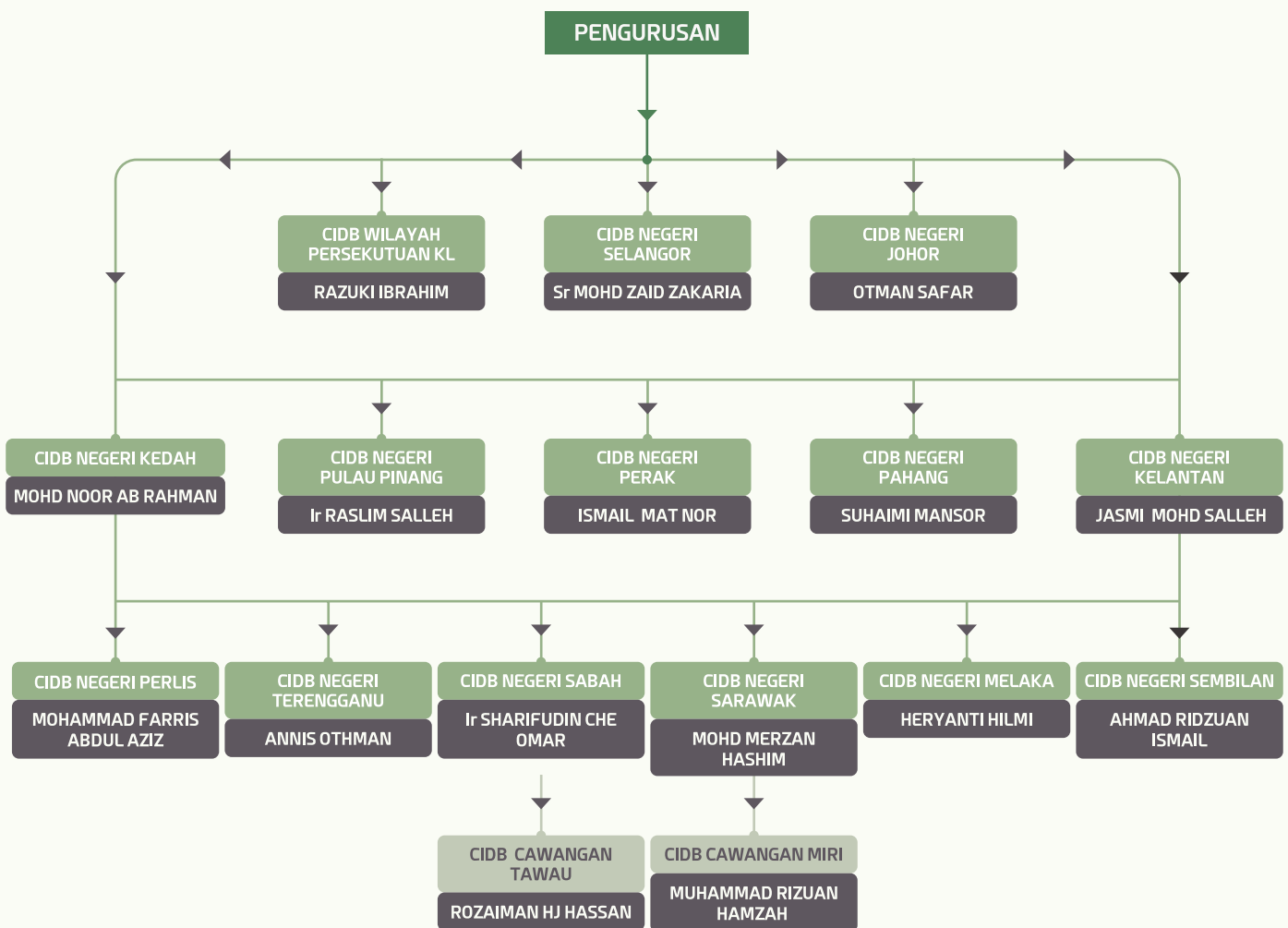
CIDB 2015

CIDB 2015 Organisation Chart



Carta Organisasi CIDB Negeri/ Cawangan 2015

CIDB States **Organisation Chart 2015**



Sumber Tenaga Manusia

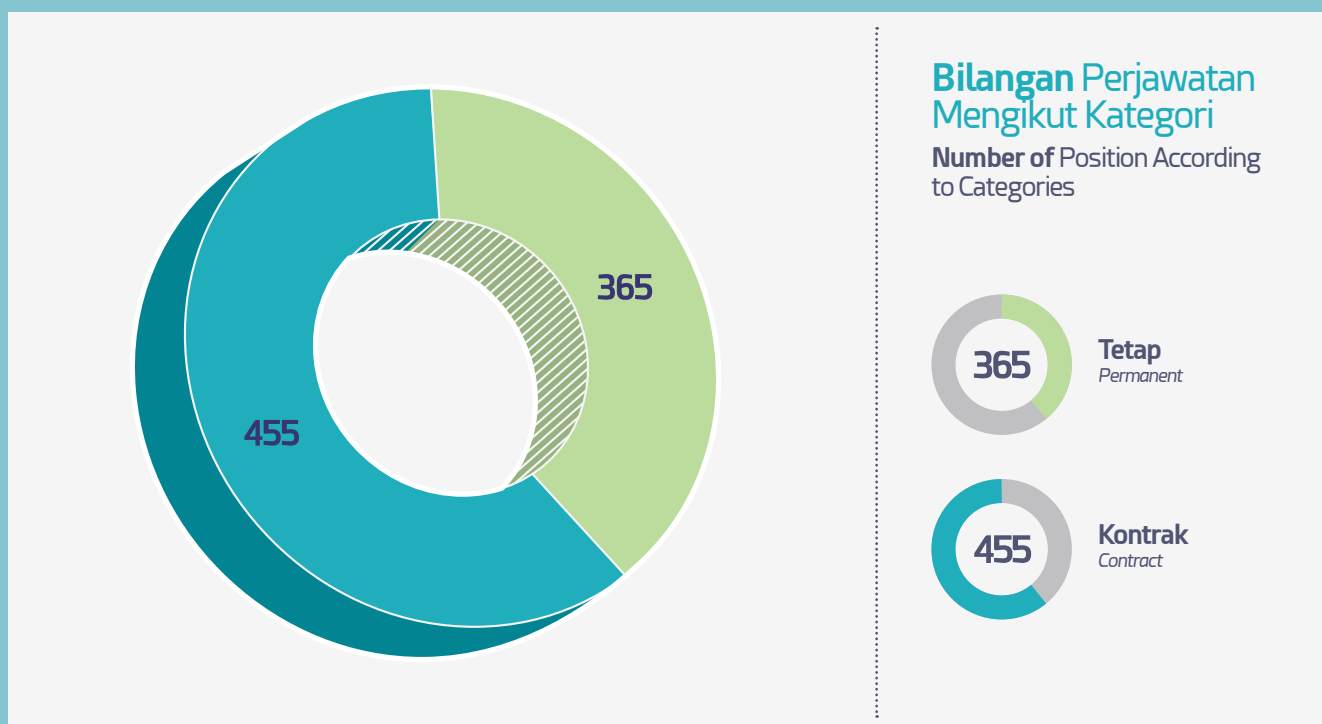
Human Resource

Sehingga Disember 2015, kedudukan perjawatan CIDB ialah sebanyak 820 orang. Daripada jumlah tersebut, pengisian jawatan tetap adalah sebanyak 365 orang daripada jumlah 374 bilangan perjawatan yang telah diluluskan oleh Jabatan Perkhidmatan Awam (JPA). Manakala seramai 455 orang adalah terdiri daripada staf kontrak yang turut berperanan sebagai tunggak utama dalam memastikan pelaksanaan fungsi CIDB berjalan dengan sempurna. Pecahan komposisi perjawatan mengikut kategori bagi tahun 2015 adalah seperti di Jadual I. Carta I pula menunjukkan bilangan perjawatan mengikut kategori.

As of December 2015, CIDB is staffed with 820 employees. Of these, 365 people filled the 365 permanent positions approved by the Public Service Department (PSD). Meanwhile a total of 455 staff who are on contract continue to be instrumental in the successful implementation of functions of CIDB. The employment breakdown by category for the year 2015 are shown in Table I. Chart I shows the number of positions based on categories.

Kumpulan Jawatan/Kategori Jawatan <i>Group Positions/Categories of Positions</i>	Jumlah Perjawatan <i>Number of Posts</i>	Pengisian <i>Pengisian</i>			Jumlah Total
		Tetap <i>Permanent</i>	Pinjaman <i>Secondment</i>	Kontrak <i>Contract</i>	
Turus <i>Top Level Management (TLM)</i>	1	0	1	1	1
Jusa TLM	4	4	0	0	4
Pengurusan & Profesional <i>Management & Professional</i>	83	82	0	73	155
Pelaksana <i>Supporting</i>	286	279	0	381	660
JUMLAH TOTAL	374	365	1	455	820

Jadual I : Bilangan Perjawatan Mengikut Kategori *Number of Posts according to Categories*



Carta I : Bilangan Perjawatan mengikut Kategori *Number of Positions According to Categories*

Kumpulan Jawatan/Kategori Jawatan <i>Group Positions/Categories of Positions</i>	Ibu Pejabat <i>Head Office</i>	Pejabat Negeri/Cawangan <i>State/Branch Offices</i>	Jumlah <i>Total</i>
Turus <i>Top Level Management (TLM)</i>	1	0	1
Jusa <i>TLM</i>	4	0	4
Pengurusan & Profesional <i>Management & Professional</i>	123	32	155
Pelaksana <i>Supporting</i>	231	429	660
JUMLAH TOTAL	359	461	820

Jadual II : Komposisi perjawatan Compositions of Positions

Jadual II di atas menunjukkan taburan staf di ibu pejabat dan pejabat negeri/ cawangan. Pada tahun 2014, jumlah staf di Ibu Pejabat adalah seramai 326 orang, dan seramai 411 orang di pejabat negeri/ cawangan. Jumlah ini terus meningkat pada tahun 2015, berbanding tahun 2014 iaitu masing-masing 359 dan 461. Penambahan bilangan staf ini adalah berdasarkan keperluan selaras dengan pelaksanaan fungsi CIDB yang lebih mencabar.

Table II above shows the distribution of staff in headquarters and state/branch offices. In 2014, the number of staff at Headquarters was 326 people, and a total of 411 people worked in the state/branch offices. This number continues to rise in 2015, compared to 2014, by 359 and 461 respectively. The additional staffs are needed to implement functions of CIDB which have proved to be more challenging.

Prestasi Kewangan

Financial Performance

PENDAPATAN

Berdasarkan Penyata Kewangan Teraudit 2015, jumlah pendapatan yang diterima di peringkat CIDB sehingga 31 Disember 2015 adalah sebanyak RM295 juta. Secara keseluruhannya, pendapatan CIDB 2015 meningkat sebanyak 11% berbanding pendapatan tahun 2014 yang berjumlah RM265 juta. Kutipan levi masih kekal sebagai penyumbang utama pendapatan CIDB iaitu sebanyak RM201 juta atau 68% daripada jumlah keseluruhan pendapatan. Pendapatan daripada yuran pendaftaran dan akreditasi adalah sebanyak RM45 juta (15%), lain-lain pendapatan sebanyak RM24 juta (8%), faedah dan dividen sebanyak RM21 juta (7%) dan yuran kursus sebanyak RM4 juta (1%).

EXPENDITURE

Based on Audited Financial Report 2015, total income received by CIDB as at 31 December 2015 stood at RM295 million. Overall, it shows an increase of 11% in income compared to 2014 amounting to RM265 million. Levy collection remains the biggest source of income totaling RM201 million or 68% from the total income. Other income includes RM45 million (15%) for registration and accreditation fees, other income RM24 million (8%), RM21 million (7%) for interest and dividend and RM4 million (1%) for training fees.

Sumber Pendapatan <i>Source of Income</i>	Pendapatan <i>Income (RM juta million)</i>			
	Peringkat Kumpulan <i>Group Level</i>		Peringkat CIDB <i>CIDB Level</i>	
	2015	2014	2015	2014
Levi <i>Levy</i>	201	191	201	191
Pendaftaran & Akreditasi <i>Registration & Accreditation</i>	48	43	45	43
Faedah dan Dividen <i>Interest and Dividens</i>	22	23	21	23
Yuran Kursus <i>Training Fees</i>	17	5	4	3
Pelbagai pendapatan <i>Miscellaneous Income</i>	35	16	24	5
JUMLAH TOTAL	323	278	295	265

Jadual I : Pendapatan CIDB dan Kumpulan 2015 *Schedule I – CIDB and Group Income 2015*

PERBELANJAAN

Di peringkat CIDB, perbelanjaan keseluruhan telah menurun sebanyak 2% (RM5 juta) daripada RM288 juta untuk tahun 2014 kepada RM283 juta pada tahun 2015. Perbelanjaan mengurus pula menunjukkan penurunan sebanyak 2% (RM3 juta) daripada RM132 juta pada tahun 2014 kepada RM129 juta pada tahun 2015. Program pembangunan industri pembinaan juga menurun 2% (RM3 juta) kepada RM143 juta berbanding RM146 juta pada tahun 2014. Perbelanjaan modal pula meningkat sebanyak 10% (RM1 juta) kepada RM11 juta berbanding RM10 juta pada tahun 2014.

EXPENDITURE

At CIDB level, total expenditure decreased by 2% (RM5 million) from RM288 million in 2014 to RM283 million in 2015. The management expenditure shows a decrease of 2% (RM3 million) from RM132 million in 2014 to RM129 million in 2015. The industry development program also decreased by 2% (RM3 million) to RM143 million compared to RM146 million in 2014. The capital expenditure however increased by 10% (RM1 million) to RM11 million compared to RM10 million in 2014.

Jenis Perbelanjaan <i>Expenditure Types</i>		Perbelanjaan <i>Expenditure (RM juta million)</i>			
		Peringkat Kumpulan <i>Group Level</i>		Peringkat CIDB <i>CIDB Level</i>	
		2015	2014	2015	2014
Kos Pengeluaran <i>Production Cost</i>	a	64	54	-	-
Emolumen <i>Emolument</i>	b	68	71	54	60
Bekalan Perkhidmatan <i>Service Supplies</i>	c	3	3	3	3
Belanja Operasi <i>Operational Expenditure</i>	d	90	88	72	69
(A) Belanja Mengurus <i>Management Expenditure</i>	e=a+b+c+d	225	216	129	132
(B) Program Pembangunan Industri <i>Industry Development Programmes</i>		67	68	143	146
(C) Belanja Modal <i>Capital Expenditure</i>		19	13	11	10
JUMLAH/ TOTAL	A+B+C	311	297	283	288

Jadual II : Perbelanjaan CIDB dan Kumpulan 2015 Schedule II – CIDB and Group Expenditure 2015

Jadual II menunjukkan Perbelanjaan CIDB dan Kumpulan pada tahun 2015

Schedule II shows CIDB and the Group Expenditure for 2015

KEUNTUNGAN TERKUMPUL

Keuntungan terkumpul bersih di peringkat CIDB meningkat sebanyak 2% (RM18 juta), iaitu daripada RM736 juta pada tahun 2014 kepada RM754 juta pada tahun 2015.

ACCUMULATED PROFIT

The total accumulated income at CIDB level shows a 2% (RM18 million) increase from RM 736 million in 2014 to RM754 million in 2015.

Sementara itu kedudukan keuntungan terkumpul bersih di peringkat Kumpulan juga meningkat sebanyak 3% (RM22 juta) daripada RM760 juta pada tahun 2014 kepada RM782 juta pada tahun 2015.

At the Group level, total accumulated income also increase by 3% (RM22 million) from RM760 million in 2014 to RM782 million in 2015

Jadual III menunjukkan Keuntungan Terkumpul CIDB dan Kumpulan pada tahun 2015

Schedule III shows Accumulated Profit for CIDB and the Group for 2015

Jenis Perbelanjaan <i>Expenditure Types</i>		Perbelanjaan <i>Expenditure (RM juta million)</i>			
		Peringkat Kumpulan <i>Group Level</i>		Peringkat CIDB <i>CIDB Level</i>	
		2015	2014	2015	2014
(Kurangan)/lebih pendapatan sebelum cukai <i>(Deficit)/Surplus Income before tax</i>	a	30	-6	23	-13
Cukai pendapatan <i>Income tax</i>	b	7	7	5	5
Zakat	c	1	1	-	-
Kepentingan minoriti <i>Minority interest</i>	d	-	-	-	-
(A) (Kurangan)/lebih pendapatan selepas cukai <i>(Deficit)/Surplus income after tax</i>	e=a-b-c-d	22	-14	18	-18
(B) Lebih pendapatan di bawa ke hadapan <i>Surplus income brought forward</i>		760	774	736	754
JUMLAH/ TOTAL	A+B	782	760	754	736

Jadual III : Keuntungan Terkumpul CIDB dan Kumpulan 2015 Schedule III – CIDB and Group Accumulated Profit 2015

Kenyataan Pengerusi

Chairman's **Statement**



Saya bagi pihak Anggota Lembaga dengan sukacitanya membentangkan Laporan Tahunan dan Penyata Kewangan Lembaga Pembangunan Industri Pembinaan (CIDB) Malaysia untuk tempoh tahun kewangan 2015.

Tahun 2015 ini genaplah 20 tahun CIDB ditubuhkan. Dari satu entiti yang hanya diisi oleh 14 pegawai dan kakitangan, CIDB kini dianggotai tidak kurang daripada 820 kakitangan di 18 buah pejabatnya di seluruh negara. Usaha berterusan selama 20 tahun untuk mentransformasikan industri pembinaan telah berjaya menaikkan imej industri, meningkatkan standard, kualiti dan produktiviti pembinaan, serta menjadi penyumbang terpenting kepada pembangunan ekonomi negara. Industri pembinaan kini berada di landasan yang betul untuk terus menyumbang kepada kesejahteraan rakyat dan negara menerusi pembinaan 'the built environment' yang terancang dan mampan. Dalam dunia yang menghadapi keadaan ekonomi dan perubahan cuaca yang tidak menentu, industri pembinaan mesti terus melakar perancangan, rekabentuk, pembinaan dan penyelenggaraan yang mampan untuk menghasilkan produk dan perkhidmatan pembinaan yang memenuhi keperluan pelanggan dengan kos yang munasabah tanpa memberi kesan negatif kepada persekitaran. Setiap sektor ekonomi meletakkan penggantungan yang tinggi kepada industri pembinaan untuk membangunkan fasiliti dan infrastruktur yang efisien dan mampan supaya sektor-sektor beroleh kejayaan dalam suasana yang kondusif dan positif.

Belanjawan CIDB 2015 telah menggariskan beberapa inisiatif, termasuk program dan aktiviti utama yang perlu dilaksanakan untuk meneruskan usaha-usaha mentransformasikan industri pembinaan. 'Construction Industry Master Plan' yang telah tamat tempohnya pada tahun 2015, kini diberi nafas baru dan di transform kepada 'Construction Industry Transformation Programme' dengan satu set objektif baru untuk membawa industri pembinaan ke tahap seterusnya. CITP dibangun untuk mewujudkan dan menguatkuasakan standard tertinggi untuk kualiti, keselamatan dan profesionalisma dalam industri pembinaan, menggabungkan amalan-amalan kelestarian alam sekitar, pengurangan pergantungan kepada buruh asing dan pewujudan lebih ramai pekerja mahir tempatan.

On behalf of the Board, I am pleased to present the Annual Report and Financial Statements of the Construction Industry Development Board (CIDB) Malaysia for the financial year 2015.

2015 marked the 20th anniversary of the establishment of CIDB. From an entity with just 14 officers and staff, CIDB now has no fewer than 820 staff in 18 different offices scattered across the country. 20 years of continuous to transform the construction industry has managed to raise the image of the industry, improve the standard, quality and productivity, and becoming a significant contributor to the country's economic development. The construction industry is now on the right track to continue to contribute to the wellbeing of the people and the country through construction of the built environment in a planned and sustainable manner. With the world facing uncertain economic situation and climate changes, the construction industry must continue to chart the planning, design, construction and maintenance of sustainable products and services that meet the needs of customers at a reasonable cost without having a negative impact on the environment. Every sector of the economy puts a high expectation on the construction industry to develop sustainable and efficient facilities and infrastructure so that the sectors can prosper in a conducive and positive atmosphere.

CIDB 2015 budget has outlined a number of initiatives, including programmes and activities that should be implemented to continue the efforts to transform the construction industry. 'Construction Industry Master Plan', which expires in 2015, is now given a new lease and transformed into the 'Construction Industry Transformation Programme' with a set of new objectives to bring the construction industry to the next level. CITP is designed to create and enforce the highest standards for quality, safety and professionalism in the construction industry, combining the practices of environmental sustainability, reducing dependency on foreign labor and the creation of more local skilled workers.

Dalam keadaan ekonomi dunia yang tidak menentu disebabkan sebahagiannya dari penurunan harga minyak mentah yang bermula sejak pertengahan 2014, ekonomi Malaysia turut terjejas dengan pertumbuhan 5% berbanding 6% pada tahun 2014. Seperti tahun-tahun sebelumnya, ekonomi Malaysia dipacu sebahagian besarnya oleh pertumbuhan permintaan domestik sebanyak 6.0%. Peningkatan permintaan domestik, terutamanya perbelanjaan swasta berjaya mengatasi kesan negatif dari persekitaran luaran yang lembab. Tahun 2015 juga melihat cabaran-cabaran berterusan di landskap ekonomi antarabangsa ekoran kelemahan-kelemahan berterusan di beberapa ekonomi utama. Harga komoditi yang lemah terus menjadi batu penghalang kepada pertumbuhan ekonomi negara membangun, yang seterusnya melembatkan pertumbuhan ekonomi negara maju. Walau bagaimanapun, prestasi ekonomi global untuk tahun 2016 dijangka meningkat sedikit kepada 3.4% berbanding 3.1% pada tahun ini. Landskap ekonomi dan kewangan antarabangsa dijangka kekal mencabar pada tahun 2016 dan akan menjadi faktor yang akan mempengaruhi prospek ekonomi Malaysia. Penganalisa ekonomi meramalkan KDNK sebenar Malaysia dijangka menurun pada kadar 4.2% pada tahun 2016. Pertumbuhan 2016 juga, akan didorong terutamanya oleh perbelanjaan sektor swasta terutamanya pelaburan dalam persekitaran mudah tunai yang lebih ketat.

Seperti kebanyakan sektor lain yang mengalami pertumbuhan yang berkurangan, KDNK sektor pembinaan berada pada tahap 8.2% (lebih rendah daripada tahun lepas di tahap 11.7%) dengan nilai RM46.6 bilion dan dijangka kukuh pada tahap 7.9% pada tahun 2016. Sumbangan pembinaan kepada KDNK, walau bagaimanapun, meningkat daripada 4.3% pada tahun 2014 kepada 4.4% pada tahun 2015. Nilai projek yang diawad sepanjang tahun melebihi RM124 billion (2014 RM172 billion), 82.3% daripadanya dibiayai oleh pihak swasta. Beberapa projek besar yang telah bermula serta diteruskan pada tahun ini serta beberapa projek baru yang diumumkan semasa pembentangan Bajet 2015 seperti MY Rapid Transit, Refinery and Petrochemical Integrated Processing (RAPID), Lebuhraya Pantai Timur, pembangunan bandar KLIA Aeropolis, pembinaan lebuh raya baru (termasuk di Sabah dan Sarawak) dan melanjutkan hubungan kereta api dijangka akan terus merencanakan pertumbuhan sektor pembinaan untuk beberapa tahun akan datang.

Seperti tahun-tahun sebelumnya, kejayaan CIDB diukur dari prestasi beberapa aktiviti penting yang diterjemahkan ke 20 petunjuk prestasi utama. Kecuali dua petunjuk yang mencapai prestasi masing-masing 97% dan 99%, petunjuk lain melebihi sasaran 100%. Malahan terdapat petunjuk yang mencapai prestasi melebihi 140% umpamanya program akreditasi pekerja mahir mencapai prestasi 144% apabila 57,754 pekerja mahir diakreditasi berbanding

In an uncertain world economy, partly due a fall in crude oil prices since mid-2014, the Malaysian economy was similarly affected with a growth of 5% compared to 6% in 2014. As in previous years, the Malaysian economy is largely driven by growth in domestic demand of 6.0%. The increase in domestic demand, particularly private consumption managed to overcome the negative effects of the sluggish external environment. 2015 also saw the continued challenges in the international economic landscape due to continued weaknesses in several major economies. Weak commodity prices continue to be a stumbling block to the economic growth of developing countries, which in turn dampen economic growth in developed countries. However, the global economic performance for 2016 is expected to increase slightly to 3.4% from 3.1% this year. International economic and financial landscape is expected to remain challenging in 2016 and will be a factor that will affect the prospects of the Malaysian economy. Analysts predict the economy's real GDP is expected to decline by 4.2% in 2016. Growth in 2016 will be driven mainly by private sector spending, particularly investment in an environment of tighter liquidity.

Like most other sectors which are experiencing lower growth, the construction sector's GDP stood at 8.2% (lower than last year's level of 11.7%), with a value of RM46.6 billion and is expected to stabilise at 7.9% in 2016. The contribution of construction to GDP however, increased from 4.3% in 2014 to 4.4% this year. The value of projects awarded during the year exceeded RM124 billion (RM172 billion in 2014), 82.3% of which is financed by the private sector. Some of the major projects that have been started and continued this year as well as several new projects announced during 2015 Budget such as the MY Rapid Transit, Refinery and Petrochemical Integrated Processing (RAPID), the East Coast Expressway, KLIA Aeropolis, the construction of new highways (including in Sabah and Sarawak) and extension to the rail link are expected to boost the growth of the construction sector for the next few years.

As in previous years, the success of CIDB is measured by the performance of some important activities that have been translated into 20 key performance indicators. Except for two indicators with a respective performance of 97% and 99%, other indicators comfortably exceeded the target of 100%. In fact, there are indicators that exceeds 140%, for example, the accreditation of skilled workers achieved 144% when 57,754 skilled workers were accredited

Promosi CIDB dan industri pembinaan menerusi media massa juga amat membanggakan dengan pencapaian nilai PR sebanyak RM34.1 juta berbanding sasaran RM20 juta. Ini terhasil apabila sejumlah 1,289 artikel mengenai CIDB dan industri muncul di beberapa media cetak, 128 slot di kaca TV dan 68 program di radio. Ini juga merupakan kejayaan PR CIDB yang terbaik setakat ini.

Promotion of CIDB and the construction industry through the mass media were excellent with the achievement of PR value of RM34.1 million from a target of RM20 million. This is achieved when 1,289 articles on CIDB and the industry appear in the print media, 128 slots on TV and 68 appearances on radio programmes. It is also the most successful CIDB PR so far.

sasaran 40,000. Promosi CIDB dan industri pembinaan menerusi media massa juga amat membanggakan dengan pencapaian nilai PR sebanyak RM34.1 juta berbanding sasaran RM20 juta. Ini terhasil apabila sejumlah 1,289 artikel mengenai CIDB dan industri muncul di beberapa media cetak, 128 slot di kaca TV dan 68 program di radio. Ini juga merupakan kejayaan PR CIDB yang terbaik setakat ini.

Antara kaedah terpenting dalam pembangunan kemahiran personel binaan ialah melatih personel dalam tred bernilai tinggi yang mampu membawa manfaat kewangan yang lebih baik. Untuk tahun 2015, CIDB berjaya melatih sejumlah 10,546 personel dalam tred ini. Kejayaan ini melebihi prestasi terbaik sebelum ini, 9,865 personel pada tahun lepas. Antara tred bernilai tinggi ini termasuklah, 'Welding, Crane Operation and Scaffolding'. Sementara itu, penilaian SCORE merupakan usaha termudah dan terbaik untuk menilai keupayaan dan kemampuan kontraktor dalam beberapa kriteria penting. Tahun ini SCORE di nilai ke atas 3,346 kontraktor, berbanding 3,133 pada tahun 2014 dan 2,282 pada tahun sebelumnya. Tujuh syarikat berjaya mencapai penarafan maksima Lima Bintang berbanding satu syarikat sahaja tahun lepas. Syabas kepada syarikat-syarikat yang berjaya.

Sepanjang tahun 2015, bilangan kontraktor yang telah didaftarkan oleh CIDB adalah sebanyak 70,707 syarikat, 5,377 daripadanya adalah kontraktor gred G7. Bilangan kontraktor gred G7 melebihi bilangan lain-lain kontraktor bersaiz besar dan sederhana, G6, G5 dan G4. Ternyata %

compared to the target of 40,000. Promotion of CIDB and the construction industry through the mass media were excellent with the achievement of PR value of RM34.1 million from a target of RM20 million. This is achieved when 1,289 articles on CIDB and the industry appear in the print media, 128 slots on TV and 68 appearances on radio programmes. It is also the most successful CIDB PR so far.

Among the most important approach in developing skills of construction personnel is to train the personnel in high-value trades that can bring higher financial benefits. For 2015, CIDB has trained a total of 10,546 personnel in these trades. This success is the best ever, improving over last year's performance of 9,865. Among the high-value trades include Welding, Crane Operation and Scaffolding'. Meanwhile, obtaining ratings for SCORE is the easiest and best route to assess the capacity and ability of contractors in several important criteria. This year, 3,346 contractors were assessed on SCORE, compared to 3,133 in 2014 and 2,282 in 2013. Seven companies achieved a maximum of Five Star rating compared to only one company one last year. Well done to the successful companies.

During 2015, the number of contractors who have been registered by the CIDB was 70,707 companies, 5,377 of which are Grade G7 contractors. Grade G7 contractors outnumber other large and medium sized contractors, G6, G5 and G4. Evidently, % of projects worth more than

projek bernilai lebih daripada RM10 juta (yang hanya boleh dilaksanakan oleh kontraktor gred G7) banyak memihak kepada kontraktor gred G7. Pembaikan yang signifikan kepada prestasi pembinaan Malaysia dapat dicapai jika perhatian yang lebih ditumpukan kepada 5,377 kontraktor gred G7 ini. Pendaftaran kontraktor juga menunjukkan bilangan kontraktor gred terkecil, G1, melebihi campuran lain-lain gred kontraktor.

RM10 million (which can only be undertaken by a grade G7 contractor) are in favor of Grade G7 contractors. A significant improvement on the performance of the Malaysian construction can be achieved if more attention is focused on these 5,377 Grade G7 contractors. Registration of contractors also showed the number of smallest class of contractor, grade G1, exceeds the number of other grades combined.

Sejak penubuhannya 20 tahun yang lalu, CIDB telah bekerjasama dengan industri bagi meningkatkan inovasi dalam landskap pembinaan Malaysia. Penggunaan Sistem Binaan Berindustri (IBS) merupakan salah satu pencapaian terbesar daripada usaha ini. Penggunaan IBS ini terus ditekankan dalam CITP yang dilancarkan pada tahun ini. Satu lagi inovasi yang bakal melanda industri pembinaan negara ialah penggunaan Building Information Modelling (BIM). BIM menggalakkan manusia dan maklumat bekerjasama dengan cekap dan berkesan dan telah diiktiraf sebagai teknologi kerjasama paling penting di dekad ini dan telah digunakan secara meluas oleh negara-negara yang lebih maju. Malaysia menjejak pembangunan terancang untuk BIM dan pengaruh BIM dijangka mula dirasa dalam tempoh tiga hingga empat tahun lagi.

Penggunaan QCLASSIC juga mula menarik minat pengguna dan penggiat industri, lebih-lebih lagi di kalangan pemaju hartanah. Ternyata penilaian QCLASSIC mampu menterjemahkan kualiti sebenar sesuatu projek. Pada tahun 2015, sebanyak 3,716 bangunan baru telah didaftar oleh CIDB. Dengan penilaian sebanyak 270 projek bangunan, % penilaian tahun ini ialah 7.3%. Ini lebih baik dari tahun-tahun lepas dan sebelumnya dengan peratusan masing-masing 5.7% dan 3.0%.

Sejak penubuhannya 20 tahun yang lalu, CIDB telah bekerjasama dengan industri bagi meningkatkan inovasi dalam landskap pembinaan Malaysia. Penggunaan Sistem Binaan Berindustri (IBS) merupakan salah satu pencapaian terbesar daripada usaha ini.

Since its inception 20 years ago, CIDB has been working with the industry to enhance innovation in the construction landscape of Malaysia. The use of Industrialised Building System (IBS) is one of the biggest achievements of this effort.

Since its inception 20 years ago, CIDB has been working with the industry to enhance innovation in the construction landscape of Malaysia. The use of Industrialised Building System (IBS) is one of the biggest achievements of this effort. Use of IBS continues to be emphasized in CITP which is launched this year. Another innovation that will hit the country's construction industry is the use of Building Information Modelling (BIM). BIM promotes human and information to work together efficiently and effectively and has been recognized as the most important cooperative technology in this decade and has been widely used by the more advanced countries. Malaysia emphasised on a planned development for BIM and the effects of BIM are likely to be felt in the next three to four years.

The use QCLASSIC is also beginning to attract consumers and industry players, especially among the property developers. It is obvious that QCLASSIC ratings can translate into real quality of a project. In 2015, a total of 3,716 new buildings were registered by the CIDB. With QCLASSIC rating for 270 building projects, % ratings this year is 7.3%. This is higher than in previous year and the year prior to that with percentage of 5.7% and 3.0% respectively.

Antara sasaran penting CITP ialah mewajibkan QLASSIC untuk projek bangunan kerajaan menjelang 2018 dan 2020 untuk projek swasta. Di samping itu, QLASSIC juga akan dijadikan sebagai salah satu faktor penentuan terhadap proses penganugerahan tender kepada kontraktor. Selain itu, QLASSIC bakal dijadikan elemen dalam perjanjian jual beli antara pemaju dan pembeli agar kualiti bangunan dapat dipertingkatkan serta hak pembeli sentiasa dipelihara. Semua ini menunjukkan yang industri pembinaan negara sedang bergerak di atas landasan yang betul ke arah destinasi kualiti yang memberangsangkan.

Langkah-langkah pembaikan sedang juga dilakukan kepada SHASSIC yang menilai tahap kesihatan dan keselamatan sesuatu projek. Seperti QLASSIC, penggunaan SHASSIC mula mendapat minat pengguna dan penggiat industri. Purata skor SHASSIC bagi tahun 2015 mencapai Empat Bintang berbanding Tiga Bintang pada tahun 2014. Ini adalah testimoni yang menunjukkan terdapat pembaikan dalam aspek kesihatan dan keselamatan projek di negara ini.

Memandangkan agenda pembinaan dan pembangunan mampan akan menjadi lebih penting di tahun-tahun mendatang, CIDB akan terus menerajui usaha-usaha untuk mencapai tahap pembinaan mampan dan kelestarian persekitaran yang setaraf dengan dunia maju. Untuk tujuan ini, CIDB bekerjasama dengan Jabatan Kerja Raya (JKR) untuk menghasilkan MyCREST, singkatan kepada 'Malaysian Carbon Reduction and Environmental Sustainability Tool'. MyCREST merupakan satu sistem penilaian yang mengintegrasikan impak kelestarian dengan indikator karbon bagi sesebuah bangunan.

MyCREST mula digunakan pada tahun 2014 untuk projek-projek yang diselia oleh CIDB dan JKR. Pada akhir tahun 2015, JKR telah memberi mandat semua projek melebihi RM50 juta mesti menjalani penilaian MyCREST. Ini merupakan satu pengiktirafan kepada alat dan sistem keluaran tempatan yang mampu menangani isu dan cabaran pembangunan dan pembinaan mampan. Lain-lain usaha penting yang dirancangan termasuklah penubuhan Pusat Kecemerlangan (COE) Pembinaan Mampan dan pembangunan Sistem Penilaian Infrastruktur Mampan. Hasil perancangan kedua-dua usaha strategik ini dijangka dapat dilihat pada tahun 2016. Sistem Penilaian Infrastruktur Mampan amat diperlukan memandangkan beberapa infrastruktur di negara ini gagal ujian ketahanan ketika menghadapi banjir besar yang melanda hujung tahun 2014.

Lain-lain program dan aktiviti utama CIDB termasuklah mengukuhkan penyampaian khidmat kepada industri melalui inisiatif mesra pelanggan, menyediakan sistem online yang lebih efisien dan mesra pengguna serta mengadakan beberapa program tanggungjawab sosial

Among key targets of CITP is QLASSIC assessment for government buildings by 2018 and 2020 for private sector projects. In addition, QLASSIC will also serve as one of the factors determining the process of awarding the tender to a contractor. Apart from that, QLASSIC will be an element in the sale and purchase agreement between the developer and buyer so that quality of a building can be improved and the rights of the buyer is always protected. All this shows that the construction industry in the country is moving on the right track towards encouraging quality destinations.

Improvement measures were also undertaken to SHASSIC which is used to assess the level of the health and safety of a project. As for QLASSIC, use SHASSIC began to gain interest among consumers and industry players. Average SHASSIC score for 2015 is Four Star compared to Three Star in 2014. This indicates an improvement in health and safety aspects of the projects in the country.

Given the agenda of sustainable construction and development becoming more important in the years to come, CIDB will continue to lead the efforts to achieve sustainable development and preservation of the environment on par with the developed world. For this purpose, CIDB, in cooperation with the Public Works Department (PWD) has produced MyCREST, short for 'Malaysian Carbon Reduction and Environmental Sustainability Tool'. MyCREST is an impact assessment system that integrates sustainability with carbon indicator of a building.

MyCREST was first used in 2014 for projects supervised by CIDB and PWD. At the end of 2015, PWD has mandated that all projects exceeding RM50 million must undergo MyCREST assessment. This is in recognition of the locally developed tools and systems to address the issues and challenges of sustainable construction and development. Other important efforts planned include the establishment of a Centre of Excellence (COE) for Sustainable Construction and development of Sustainable Infrastructure Rating System. The results of these two strategic planning is expected to materialise in 2016. Sustainable Infrastructure Rating System will be needed as some infrastructure in the country failed the resilience test in the face of massive floods at the end of 2014.

Other major programmes and activities CIDB include strengthening the delivery of services to the industry through customer friendly initiatives, providing an online systems that are more efficient and user-friendly as well as organising a number of corporate social responsibility

korporat yang membolehkan penceburan industri dan orang awam dalam program-program khidmat masyarakat. CIDB terus mendampingi penggiat industri dan pengguna dan kini CIDB boleh dihubungi dengan mudah dalam pelbagai cara, termasuklah khidmat kaunter, akaun Media Sosial (Facebook, Twitter & Instagram), talian Khidmat Pelanggan/ Call Center (1300 88 2432), Sistem E-Bantuan (<http://E-Bantuan.cidb.gov.my>) dan juga emel CIDB Careline (cidb@cidb.gov.my).

Sementara itu, usaha-usaha penguatkuasaan peruntukan Akta CIDB 520 terus diperhebatkan. Pada tahun ini, sejumlah 3,422 tapak bina, 3,467 kontraktor dan 68,700 personel binaan telah berjaya diperiksa. Dalam masa yang sama, CIDB juga telah berjaya menyemak hampir 7,000 pekerja mahir binaan dan 2,253 penyelia tapak. 5,132 notis yang melibatkan pemberitahuan maklumat dan ketidakpatuhan kehendak Akta 520 dan peraturan telah juga dikeluarkan di semua tapak bina yang diperiksa. Kebanyakan lawatan dan pemeriksaan tapak di jalankan secara kolaborasi dengan lain-lain agensi penguatkuasa seperti Jabatan Immigresen, Polis dan Pihak Berkuasa Tempatan.

Selain itu usaha-usaha mempersiapkan industri pembinaan menghadapi pelancaran 'Asean Economic Community' dan penguatkuasaan 'Trans-Pacific Partnership Agreement' (TPPA) diteruskan. Kesan GST ke atas industri juga sedang dipantau supaya langkah-langkah seterusnya dapat diambil untuk menjamin kelestarian industri pembinaan negara. Persekitaran industri pembinaan juga terus di tingkatkan menerusi penerbitan beberapa analisis industri, statistik projek dan indeks kos yang dapat membantu dalam perancangan dan pelaksanaan projek-projek di dalam dan di luar negara.

Penglibatan syarikat Malaysia di arena global terus di mudahcara dan untuk tahun 2015, tidak kurang daripada 17 projek berjaya diperolehi membawakan nilai projek yang dilaksanakan syarikat Malaysia hingga hujung 2015 meningkat kepada RM113.86 billion dari 781 projek.

Banyak penganalisis berpendapat Bajet 2016 memberi banyak manfaat kepada industri pembinaan. Penyambungan beberapa projek mega dan kehadiran beberapa projek besar yang baru seperti di umumkan dalam bajet 2016 akan memastikan industri pembinaan terus aktif untuk dua tiga tahun akan datang. Oleh kerana RMKe11 juga merupakan pelan terakhir sebelum Malaysia mencapai tahap negara berpendapatan tinggi pada tahun 2020, sudah semestinya apa juga jurang pembangunan yang terdapat masa ini perlu di penuhi secepat mungkin. Sekali lagi industri pembinaan akan merasai faedah daripada pembangunan yang dipercepatkan ini. Yang pentingnya, ekonomi negara harus terus berkembang maju dan industri pembinaan

programmes that allows participation of the industry and the public in community services programmes. CIDB continues to keep in close contact with the industry players and consumers, and now CIDB can be reached easily in a variety of ways, including counter services, Social Media accounts (Facebook, Twitter & Instagram), online Customer Service/Call Centre (1300 88 2432), E-Help (<http://E-Bantuan.cidb.gov.my>) and CIDB e-mail Careline (cidb@cidb.gov.my).

Meanwhile, efforts to enforce CIDB Act 520 were intensified. This year, 3,467 construction sites, 3,422 contractors and 68,700 construction personnel have been successfully inspected. At the same time, CIDB has also managed to verify almost 7,000 skilled workers and 2,253 construction site supervisors. 5,132 notices involving information and compliance requirements of Act 520 and the regulations notification have also been issued at all the construction sites inspected. Most of visits and site inspections were conducted in collaboration with other law enforcement agencies such as the Immigration Department, the Police and the Local Authorities.

In addition, efforts to prepare the construction industry for the launch of 'ASEAN Economic Community' and the enforcement of 'Trans - Pacific Partnership Agreement (TPPA) continued. Impact of GST on the industry is also being monitored so that the next steps can be taken to ensure the sustainability of the country's construction industry. Business environment of the construction industry continues to be enhanced through the issuance of a number of industry analysis, project statistics and cost indices that can help in the planning and implementation of projects in and outside the country.

The involvement of Malaysian companies in the global arena continues to be facilitated and for 2015, no fewer than 17 projects were acquired, bringing the value of projects undertaken by Malaysian companies until the end of 2015 to RM113.86 billion from 781 projects.

Many analysts opined that Budget 2016 provides many benefits to the construction industry. Continuation of several mega projects and the presence of several new large projects as announced in Budget 2016 will ensure that the construction industry continues to remain active for the next two to three years. Because RMKe11 is also the final plan before Malaysia achieves its high-income nation status by 2020, any development gaps need to be filled as fast as possible. Once again construction industry is set to reap the benefits of this accelerated development. Of importance is, the economy should continue to grow and the construction industry continues to play the role that has been entrusted upon it. The construction industry must pledge to build

Banyak penganalisis berpendapat Bajet 2016 memberi banyak manfaat kepada industri pembinaan. Penyambungan beberapa projek mega dan kehadiran beberapa projek besar yang baru seperti diumumkan dalam bajet 2016 akan memastikan industri pembinaan terus aktif untuk dua tiga tahun akan datang.

Many analysts opined that Budget 2016 provides many benefits to the construction industry. Continuation of several mega projects and the presence of several new large projects as announced in Budget 2016 will ensure that the construction industry continues to remain active for the next two to three years

terus memainkan peranan yang telah diamanahkan. Industri pembinaan mesti berjanji akan membina dan membekalkan fasiliti dan infrastruktur yang mampan yang membolehkan ekonomi negara terus maju dan berkembang tanpa halangan dan hindaran daripada kemudahan dan infrastruktur yang tidak memenuhi aspirasi dan kehendak pelanggan.

Akhir kata saya ingin mengucapkan setinggi terima kasih kepada semua pihak yang terlibat secara langsung dan tidak langsung dengan usaha-usaha meningkatkan prestasi industri pembinaan negara. YB Menteri dan Kementerian Kerja Raya terus menerus membantu Anggota Lembaga dan Pengurusan CIDB supaya tetap berada di atas landasan yang betul. Sumbangan kakitangan CIDB yang tidak pernah jemu dalam melaksanakan program dan aktiviti pembaikan dan pembangunan juga diiktiraf sewajarnya. Kepada penggiat industri dan pelanggan yang mana hasil industri pembinaan di tujukan, terima kasih di atas kepercayaan yang telah diberi kepada industri ini. Industri pembinaan negara akan terus menyediakan produk dan memberi perkhidmatan yang terbaik. Dengan kerjasama dari semua pihak, saya percaya, industri ini mampu bergerak dengan lebih efisien dan produktif untuk menyumbang ke arah menjadikan Malaysia sebuah negara berpendapatan tinggi menjelang 2020

TAN SRI Dr. Ir. AHMAD TAJUDDIN ALI, FASc.

PENGERUSI

CHAIRMAN CIDB

and equip the country with sustainable facilities and infrastructure that would allow the economy to thrive and grow without obstruction and hindrance from facilities and infrastructure that do not meet the aspirations and needs of customers.

Finally, I would like to express my sincere thanks to all those involved either directly or indirectly with the efforts to improve the performance of the construction industry. Minister and Ministry of Works continuously assist the Board and management of CIDB to remain on the right track. Contribution of CIDB staff who tirelessly implements improvement and development programmes and activities are duly acknowledged. To the industry players and customers, to whom the results of construction industry are directed to, thank you for the trust that has been given to this industry. The construction industry will continue to provide the best products and services. With the cooperation of all parties, I believe, the industry can be mobilised to contribute towards making Malaysia a high-income nation by 2020, more efficiently and productively.

Diari CIDB 2015

CIDB Diary 2015



08.01.2015

Sesi Konsultasi Bagi Infrastruktur Mampan Dengan Menteri Kerja Raya Malaysia

Consultative Session Unsustainable Infrastructure with Minister of Work Malaysia



JANUARI | JANUARY



13.01.2015

Majlis Amanat Tahun Baru Bersama Ketua Eksekutif CIDB

The New Year Mandate With the Chief Executive of CIDB



4.02.2015

Upacara pembukaan
'Cityscape Malaysia
2015'

Opening Ceremony of
Cityscape Malaysia
2015



YB Datuk Rosnah Abdul Rashid Shirlin,
Deputy Minister, Ministry of Works, Malaysia

FEBRUARI | FEBRUARY



17.02.2015

Lawatan Delegasi RISM

Visit by Delegation from RISM



27.02.2015

Majlis Menandatangani MoU antara CIBB
Holdings & MK Land

MOU Signing Ceremony Between CIBB
Holdings & MK Land



MAC | MARCH



16.03.2015

Pelancaran Inisiatif Bersama Antara CIDB Malaysia & Bayer Untuk Penyelesaian Perumahan Mampu Milik

Launch of CIDB Malaysia & Bayer Joint Initiative For Affordable Housing Solution



APRIL | APRIL

14.04.2015

Lawatan Delegasi Bhutan

Visit by Delegation From Bhutan



12.04.2015

Lawatan Kerja Setiausaha Kementerian Pengangkutan Jalan & Lebuhraya (Morth) India

Working Visit by the Secretary of Ministry of Road Transport & Highway (Morth) India





16.04.2015

Lawatan Kerja Menteri Kerja Raya ke Utusan Malaysia
Visit by Minister of Works to Utusan Malaysia



17.04.2015

Sesi Dialog Bersama Sektor Awam.
Dialogue Session With Government Sector, Non Government Session & Association



30.04.2015

Majlis Menandatangani Nota Persefahaman Antara CIBD & Politeknik Sultan Azlan Shah & Politeknik Ungku Omar
The Signing Of A Memorandum of Understanding Between CIBD And Politeknik Sultan Azlan Shah & Polytechnic Ungku Omar



MEI | MAY



18.05.2015

Minggu Keselamatan & Kesihatan Pekerjaan 2015

Occupational Safety & Health Week 2015

25-27.05.2015

Mesyuarat Pegawai Kanan
CIDB Bil 2-2015

CIDB Senior Officers Meeting
No 2-2015



JUN | JUNE



04.06.2015

CIDB Melancar Buku Kes Pembinaan Dan Komentari

CIDB Launches Book on Construction Cases with Commentaries



22.06.2015

Kolaborasi Heads of Agreement (HOA) Untuk
Memperkasakan Profession Pengurusan Fasilitas
*Heads of Agreement (HOA) Collaboration To Strengthen
Facilities Management Profession*



30.06.2015

Lawatan Delegasi MBAM
Visit by Delegation from MBAM



JULAI | JULY



01.07.2015

Kolaborasi CIDB Dengan Sunway Untuk Mengukuhkan Keselamatan Pembinaan Dan Kemampanan

CIDB Collaboration with Sunway to Strengthen Construction Safety and Sustainability

06.07.2015

Acara menandatangani Heads of Agreement (HOA) antara CIDB dan Petronas

CIDB - Petronas Heads of Agreement (HOA) Signing Ceremony



07.07.2015

Lawatan Delegasi Korea Selatan
Visit by Delegation From South Korea





14.08.2015

Pelancaran Majalah 'Heights'
Launch of 'Heights' Magazine



OGOS | AUGUST



20.08.2015

Lawatan Delegasi CIC, Hong Kong
Visit by CIC, Hong Kong Delegation



27.08.2015

Majlis Menandatangani MoU MyCESSM
MyCESSM MoU Signing Ceremony



SEPTEMBER | SEPTEMBER



03.09.2015

Majlis Menandatangani Ikrar 'AKUJANJI CITP' di Kementerian Kerja Raya

Signing of Pledge for 'UNDERTAKING CITP' Ceremony at the Ministry of Works



10.09.2015

'ASEAN CONSTRUCTION SUMMIT' 2015
ASEAN CONSTRUCTION SUMMIT 2015



10.09.2015

Minggu Pembinaan Antarabangsa 2015
International Construction Weeks 2015





11.09.2015

Anugerah Kecemerlangan Industri Pembinaan Malaysia (MCIEA) 2015

Malaysian Construction Industry Excellence Award (MCIEA) 2015

OKTOBER | OCTOBER



19.10.2015

Program CIDB dan Penggiat Industri Pembinaan Bersama Y.A.B. Ketua Menteri Melaka dan Majlis Menandatangani 'Akujanji CITP' Peringkat Negeri Melaka

CIDB and Construction Industry Players Program with Y.A.B Chief Minister of Melaka and Signing Ceremony of 'Undertaking CITP' at Melaka State Level



22.10.2015

Lawatan Delegasi Korea
Visit by Korean Delegation



NOVEMBER | NOVEMBER



12.11.2015

'ARENA OF YOUTH'
ARENA OF YOUTH



DISEMBER | DECEMBER



16.12.2015

Majlis Penghargaan Staf dan Anugerah Kualiti CIBD
CIBD Staff and Quality Awards Ceremony



SEMINAR PENGENALAN CIBD NATIONAL ACCREDITED RENOVATORS
(CNAR) DAN PERANAN PIHAK BERKUASA TEMPATAN (PBT)
RIVERSIDE MAJESTIC HOTEL KUCHING, SARAWAK

22 DISEMBER 2015

22.12.2015

Seminar Pengenalan 'CIBD National Accredited Renovation Contractors' (CNAR) & Peranan Pihak Berkuasa Tempatan (PBT)

Introduction Seminar on CIBD Accredited National Renovation Contractors (CNAR) & the Role of Local Authorities (PBT)



Statistik Sepintas Lalu 2015

Statistic at a Glance 2015



Sehingga hujung tahun 2015, sebanyak 399 Produk IBS dan 211 Syarikat Pengeluar IBS telah didaftarkan.



Until end of 2015, a total of 399 IBS products and 211 IBS Manufacturers have been registered.

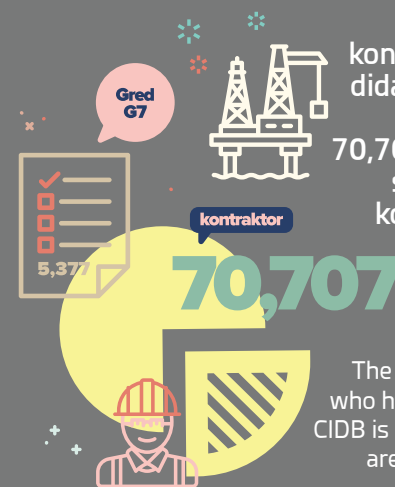


CITP telah siap dibangunkan dan dilancarkan oleh Y.A.B Perdana Menteri pada 10 September 2015.

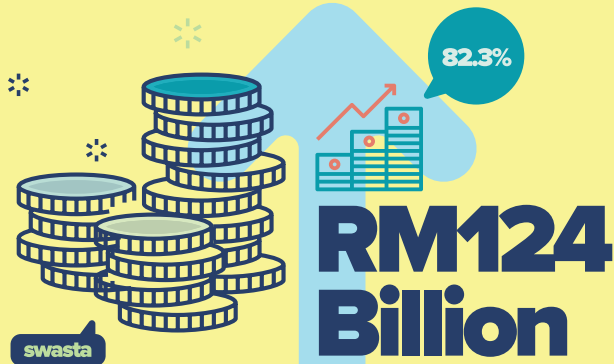
CITP has been developed and launched by Y.A.B Prime Minister on 10 September 2015.

10 Sep 2015

Bilangan syarikat kontraktor yang telah didaftarkan oleh CIDB adalah sebanyak 70,707; 5,377 daripada syarikat itu adalah kontraktor Gred G7.



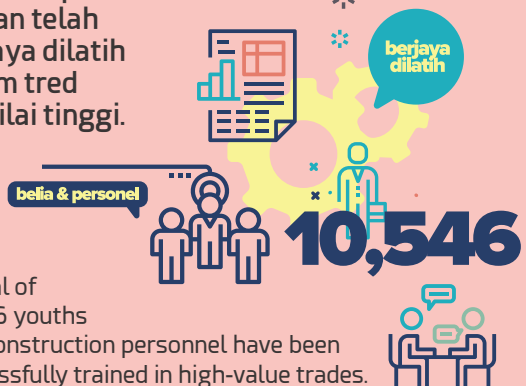
The number of contractors who have been registered by CIDB is 70,707 of which, 5,377 are Grade G7 contractors.



Nilai projek yang diawad sepanjang tahun melebihi RM124 billion, 82.3% daripadanya dibiayai oleh pihak swasta.

The value of projects awarded during the year exceeds RM124 billion, 82.3% of which is financed by the private sector.

Sejumlah 10,546 belia dan personel binaan telah berjaya dilatih dalam tred bernilai tinggi.



A total of 10,546 youths and construction personnel have been successfully trained in high-value trades.

bangunan baru

7.3%

3,716

Sebanyak 3,716 bangunan baru telah didaftarkan oleh CIDB. Dengan penilaian QCLASSIC sebanyak 270 projek bangunan, peratus penilaian 2015 ialah 7.3%. Ini lebih baik dari 2014 iaitu 5.7% dan 2013 iaitu 3.0%.

A total of 3,716 new buildings have been registered by the CIDB. With QCLASSIC assessment of 270 building projects, percentage of assessment for 2015 is 7.3%. This is an improvement over 2014, at 5.7% and 2013 at 3.0%.



CIDB boleh dihubungi dengan mudah dalam pelbagai cara, termasuklah khidmat kaunter, akaun Media Sosial (Facebook, Twitter & Instagram), talian Khidmat Pelanggan/Call Center (1300 88 2432), Sistem E-Bantuan (<http://E-Bantuan.cidb.gov.my>) dan juga emel CIDB Careline (cidb@cidb.gov.my).

CIDB can be reached easily in a variety of ways, including counter services, social media accounts (Facebook, Twitter & Instagram), online Customer Service/Call Centre (1300 88 2432), E-Support System (<http://E-Bantuan.cidb.gov.my>) and CIDB Careline email at (cidb@cidb.gov.my).



15,000 pengunjung mengunjungi pameran dan seminar yang dianjurkan sempena Minggu Pembinaan Antarabangsa.

15,000 visitors visited the exhibition and seminar organised in conjunction with the International Construction Week.

Kecekapan Proses Permohonan ditingkatkan apabila peratus permohonan yang dapat diproses dalam tempoh 3 hari meningkat kepada 82% berbanding 64% sebelum Business Process Re-engineering (BPR) diperkenalkan



Proses Permohonan

The efficiency of application processing is improved when the processes that could be completed within 3 days increased by 82% compared to 64% before the Business Process Re-engineering (BPR) was introduced.

Sehingga hujung 2015, 781 projek luar Negara telah diperolehi dengan nilai projek berjumlah RM113.86 bilion.

By end of 2015, 781 foreign projects were acquired with project value of RM113.86 billion.

projek luar negara

RM 113.86 billion



Sambutan Ulang Tahun ke-20 CIDB Malaysia dihadiri oleh 700 tetamu dan seramai 65 orang Fellow CIDB telah diraikan.

20th Anniversary Celebration of CIDB Malaysia was attended by 700 guests and a total of 65 Fellow CIDB were honoured.



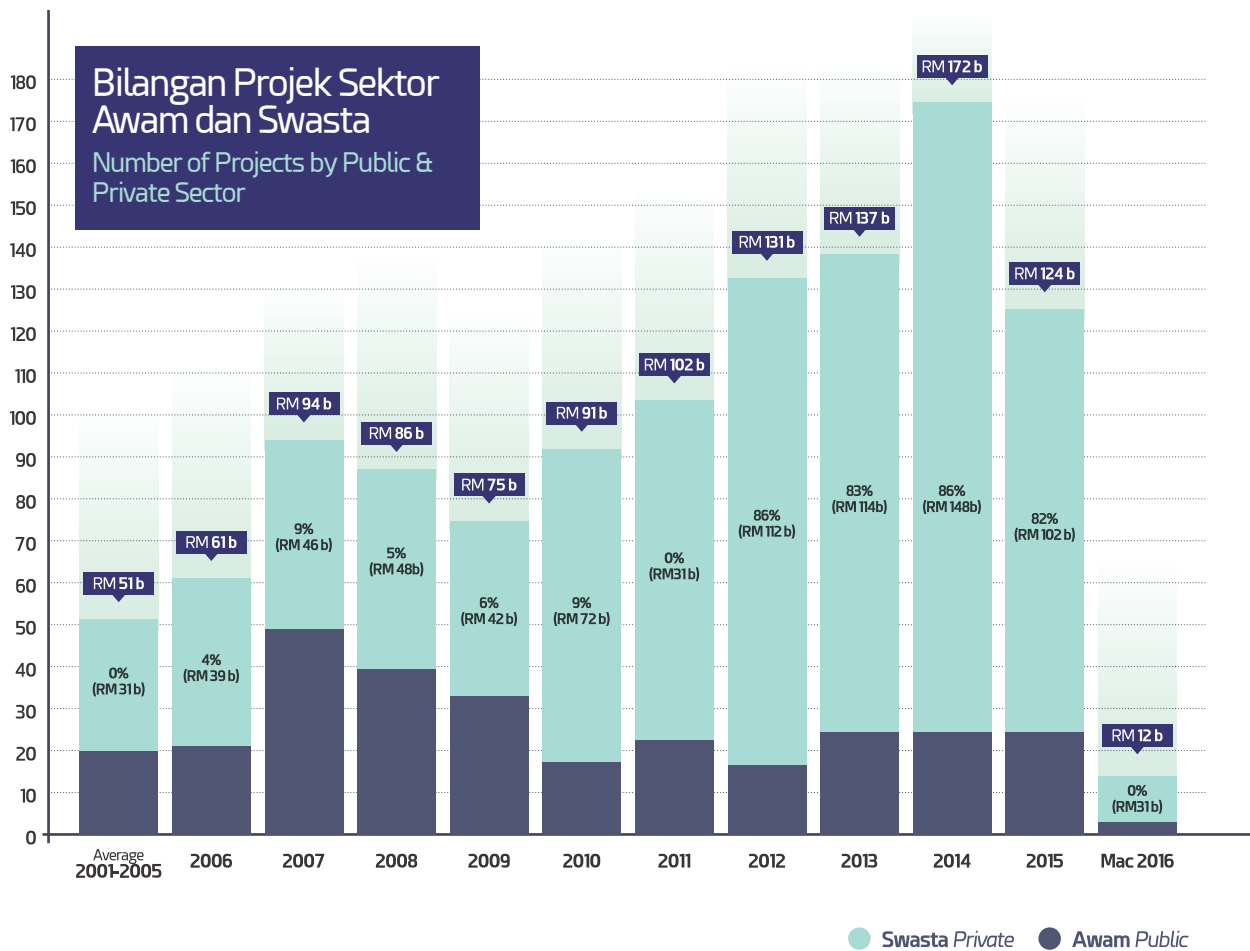
Ulang Tahunan CIDB ke-20



Statistik Utama

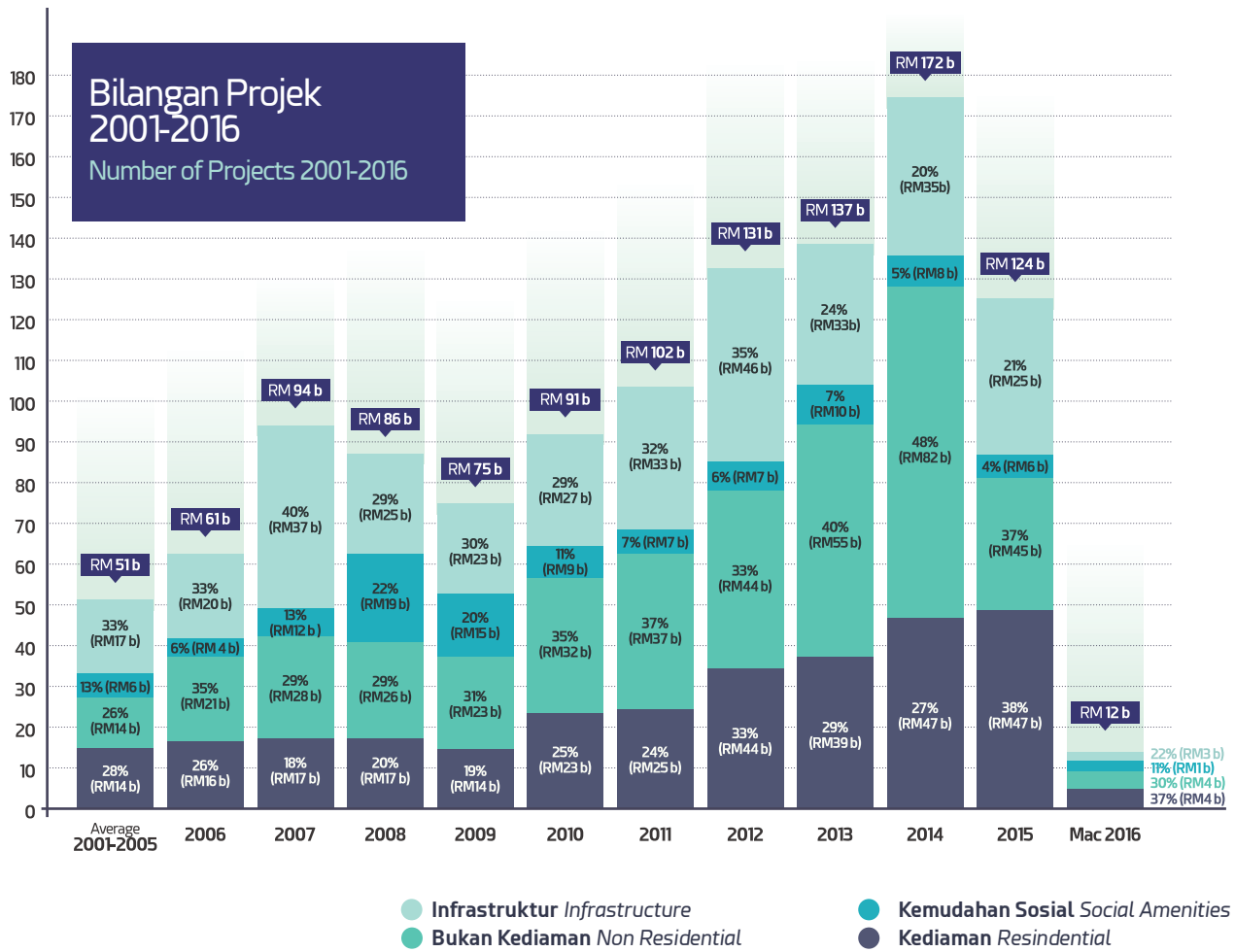
Main Statistics

Bilangan Projek Sektor Awam dan Swasta <i>Number of Projects by Public & Private Sector</i>											
Sektor <i>Sector</i>	2006	2007	2008	2009	2010	2011	2012	2013	2014	2015	2016
Awam <i>Public</i>	1,666	2,958	2,707	3,014	1,878	1,954	2,001	1,971	1,764	1,745	145
Swasta <i>Private</i>	4,258	4,427	3,815	4,025	5,424	5,771	5,997	6,228	6,175	5,140	532
Jumlah <i>Total</i>	5,924	7,385	6,522	7,039	7,302	7,725	7,998	8,119	7,939	6,885	677



Bilangan Projek 2001 - 2016 Number of Projects 2001 - 2006

Kategori Category	2006	2007	2008	2009	2010	2011	2012	2013	2014	2015	2016
Kediaman Residential	1,642	1,732	1,865	1,701	2,131	2,253	2,307	2,2365	2,390	1,966	178
Bukan Kediaman Non Residential	1,373	2,060	2,345	2,090	2,563	2,661	2,884	3,075	2,874	2,546	247
Kemudahan Sosial Social Amenities	837	596	1,381	1,505	857	857	918	733	693	632	81
Infrastruktur Infrastructure	1,308	1,536	1,794	1,743	1,751	1,751	1,889	2,028	1,982	1,741	171
Jumlah Total	5,142	5,924	7,385	7,039	7,302	7,302	7,998	8,199	7,989	6,885	677



Top 12 Project In 2015

Tajuk Projek/ Project Title	Tarikh Ditawarkan/ Date Awarded	Nilai/Value (RM)	Sektor/ Sector
1 Blok Bangunan Perdagangan Bercampur 118 Tingkat, Di Mukim Bandar Kuala Lumpur <i>1 Building Block 118 storey, Mixed Commercial at Mukim Bandar Kuala Lumpur</i>	21/10/2015	3.6 billion	SWASTA/ PRIVATE
Petroliaam Terminal Bebas Laut Dalam Fasa 2 di Pengerang, Johor <i>Independent Deepwater Petroleum Terminal Second Phase at Pengerang, Johor.</i>	01/01/2015	2.4 billion	SWASTA/ PRIVATE
'Piping' dan Kemudahan Berkaitan di Kompleks LNG Petronas, Bintulu, Sarawak <i>Piping and Associated Facilities at Petronas LNG Complex (PLC) at Bintulu, Sarawak</i>	15/01/2015	1.7 billion	SWASTA/ PRIVATE
Bangunan Pejabat Kerajaan di Presint 1, Federal Government Administrative Centre, Putrajaya <i>Government Office Building at Precint 1, Pusat Pentadbiran Kerajaan Persekutuan Putrajaya</i>	11/09/2015	1.6 billion	SWASTA/ PRIVATE
Menaiktaraf Kemudahan Infrastruktur Landasan Keretapi Berkembar Di Lembah Klang (KVDT) Jajaran Rawang Ke Salak Selatan, Kuala Lumpur <i>Upgrading of Infrastructure Facilities for Klang Valley Double Tracking, Rawang to Salak Selatan Route, Kuala Lumpur</i>	26/03/2015	1.2 billion	KERAJAAN/PUBLIC
Projek Tanjung Puteri Fasa 1 di Johor Bahru, Johor <i>Tanjung Puteri Project (Phase 1) at Johor Bahru, Johor</i>	01/06/2015	1.2 billion	SWASTA/ PRIVATE
Terminal Laut Dalam Baru di Pelabuhan Kuantan, Pahang Phase 1 - New Deep Water Terminal At Kuantan Port, Pahang - Phase 1	26/02/2015	1.2 billion	SWASTA/ PRIVATE
Southkey Megamall Fasa 1 di Johor <i>Southkey Megamall Phase 1 at Johor</i>	23/06/2015	1.1 billion	SWASTA/ PRIVATE
Petroliaam Terminal Laut Dalam dengan Jeti dan Kemudahan Marin di Pengerang, Johor <i>Deepwater Petroleum Terminal With Marine Facilities And Jetty, at Pengerang, Johor</i>	09/01/2015	1.1 billion	SWASTA/ PRIVATE
5 Blok 38 Tingkat 1,109 Unit Rumah Pangsa Kos Tinggi Dan 23 Unit kedai 4 Tingkat di, Mukim Ulu Klang, Daerah Gombak <i>5 Blocks, 38 storey, 1,109 units High Cost Flats and 23 units, 4 storey Shoplots at Mukim Ulu Klang, District of Gombak</i>	04/02/2015	1.1 billion	SWASTA/ PRIVATE
Pembangunan Seri Tanjung Pinang (Fasa II) di Pulau Pinang <i>Seri Tanjung Pinang Development (Phase II) at Pulau Pinang</i>	03/12/2015	1.0 billion	SWASTA/ PRIVATE
Pakej 16A: Loji Rawatan Kumbahan bagi Projek RAPID di Pengerang, Johor <i>Treatment Plant For RAPID Project at Pengerang, Johor</i>	25/09/2015	1.0 billion	SWASTA/ PRIVATE

Status/Status	Bil. Projek/ No. of Projects	Nilai Projek/Project Value (RM Bilion)
Projek Siap/Completed Projects	701	83.50
Dalam Pembinaan/Under Construction	52	23.18
Lain-Lain/Miscellaneous	28	7.18
JUMLAH/TOTAL	781	113.86

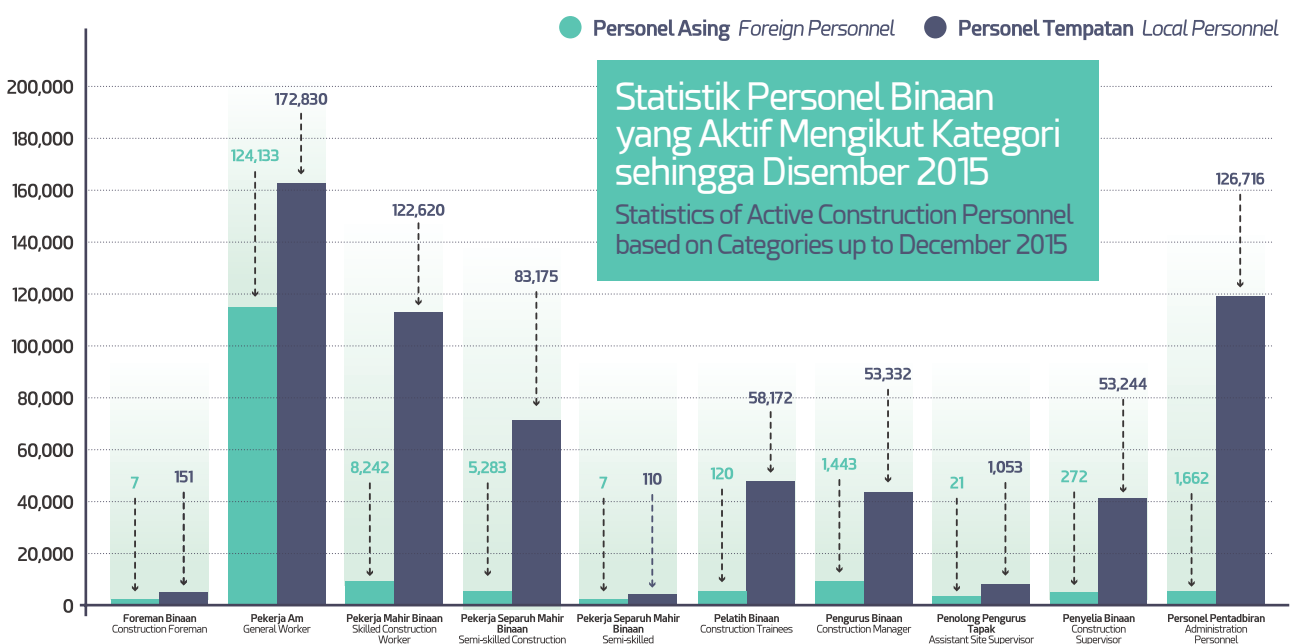
Statistik Projek-Projek Luar Negara yang telah Dianugerah Tahun 2015 Statistics of Overseas Projects Awarded in 2015

Rantau/Region	Bil. Projek/ No. of Projects	Nilai Projek/Project Value (RM Bilion)
ASEAN	292	18.96
Timur Tengah/Middle East	161	43.88
Afrika/Africa	46	12.69
Benua Asia Selatan/South Asia Continent	149	20.89
Lain-lain/Others	133	
JUMLAH/TOTAL	781	113.86

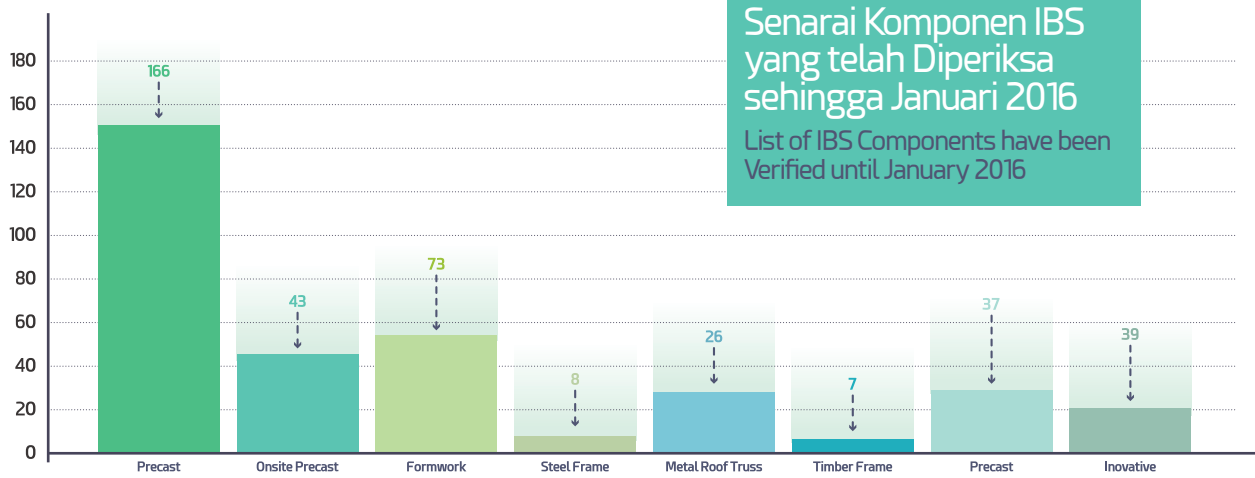
Statistik Projek-Projek Luar Negara Mengikut Wilayah Tahun 2015 Statistics of Overseas Projects by Region for 2015

Tahun/ Year	Personel Binaan/ Construction Personnel	Belia/ Youth
2010	20,259	4,366
2011	17,752	4,106
2012	15,330	4,409
2013	36,991	6,716
2014	24,947	5,995
2015	33,675	8,105
JUMLAH/ TOTAL	128,974	33,697

Program Latihan Kemahiran Personel Binaan dan Belia Construction Personnel and Youth Skills Training Programme

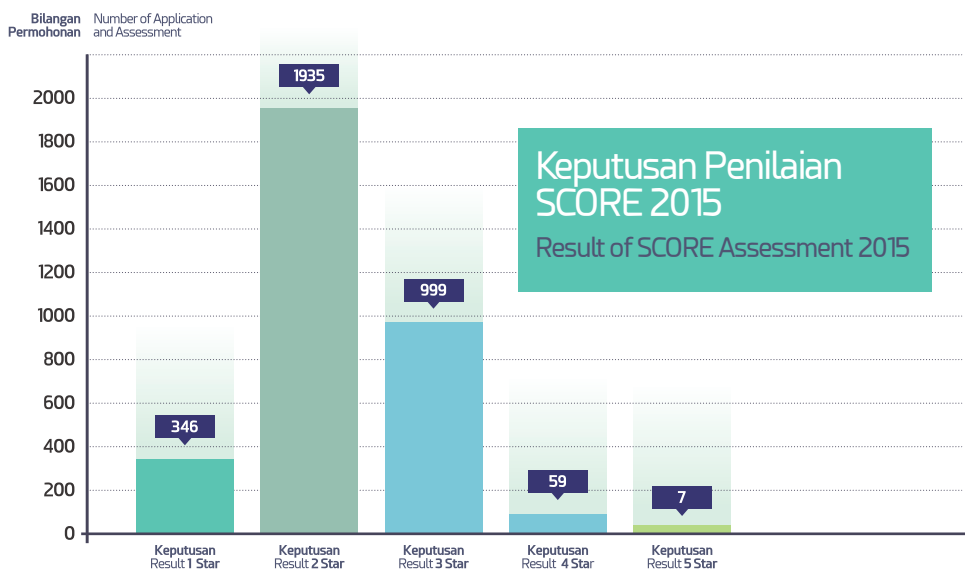


Statistik Personel Binaan yang Aktif Mengikut Kategori sehingga Disember 2015 Statistics of Active Construction Personnel based on Categories up to December 2015



Gred Grade	2011	2012	2013	2014	2015
G1	32,363	35,923	34,436	33,941	33,744
G2	7,679	8,443	9,463	10,639	12,097
G3	8,888	9,455	8,888	8,874	9,246
G4	2,756	2,945	3,096	3,103	3,341
G5	3,995	4,178	4,171	4,294	4,656
G6	1,576	1,666	1,599	1,526	1,557
G7	4,958	5,213	5,377	5,788	6,066
				JUMLAH TOTAL	70,707

Bilangan Kontraktor Berdaftar Mengikut Gred Number of Registered Contractors by Grade





Laporan Prestasi

Performance Report

Prestasi Petunjuk Utama

Performance of Key Indicators

Seperti empat tahun sebelumnya, tahun ini CIDB meneruskan pelaksanaan pengurusan prestasi menerusi beberapa bidang keutamaan yang telah dibangunkan secara berhemah untuk memenuhi peranan dan tanggungjawab yang diberikan. Butiran bidang-bidang ini ada dinyatakan di dalam laporan 'Teras Strategik CIDB'. Seperti tahun-tahun lepas, petunjuk prestasi tahun 2015 juga menjurus kepada mencapai matlamat yang lebih luas untuk meningkatkan prestasi dan produktiviti industri pembinaan negara.

Untuk tahun 2015, sebanyak 20 petunjuk prestasi utama telah dikenalpasti sebagai petunjuk bagi aktiviti-aktiviti penting yang mesti dilaksanakan dan dicapai sasaran masing-masing untuk memastikan peranan dan tanggungjawab CIDB tercapai. Senarai petunjuk prestasi utama dan peratus pencapaian adalah seperti di Jadual I

Like the four previous years, CIDB continues the implementation of performance management through a number of priority areas that have been built prudently to fulfill the roles and responsibilities assigned. Details of these areas are set out in the report 'CIDB Strategic Thrusts'. As in previous years, the key indicators for 2015 have also been designed to achieve the broader goals of increasing the performance and productivity of the country's construction industry.

For 2015, a total of 20 key performance indicators have been established as indicators for key activities that must be implemented and targets achieved to ensure successful implementation of CIDB's roles and responsibilities. A list of key performance indicators and their respective percentage achievement is as per Schedule I

No.	Indikator/ Indicators	% Pencapaian % Achievement
1	100 Bilangan PPS (Perakuan Pemuatan Standard) dikeluarkan <i>100 Certificates of Compliance to Standards issued</i>	120 %
2	3,200 Operasi Penguatkuasaan dijalankan <i>3,200 Enforcement Operations conducted</i>	107 %
3	100 Bilangan Kertas Siasatan disiapkan <i>100 Investigation Papers prepared</i>	115 %
4	200 Bilangan kes dibawa ke Prosiding Tatatertib Kontraktor <i>200 Cases brought to Contractor Disciplinary Proceeding</i>	122 %
5	40,000 Pekerja mahir yang dinilai <i>40,000 Skilled workers assessed</i>	144%
6	8,000 Pekerja dilatih di dalam tred bernilai tinggi <i>8,000 Workers trained in high-value trades</i>	132 %
7	80% Personel binaan yang dilatih diserapkan didalam industri binaan (12 bulan) <i>80% Trained personnel absorbed into the industry</i>	120 %
8	35,000 Pekerja dilatih <i>35,000 Personnel trained</i>	119 %
9	Satu kertas cadangan penilaian QCLASSIC untuk projek-projek kerajaan <i>One Paper on Assessing government projects using QCLASSIC prepared</i>	100 %
10	Satu penyediaan Kertas Kabinet untuk pelaksanaan MyCREST untuk projek kerajaan yang bernilai RM50 juta dan ke atas <i>One Cabinet Paper on implementation of MyCREST for government projects costing more than RM50 million prepared</i>	100 %
11	10 Projek Antarabangsa dimudahcara <i>10 International projects facilitated</i>	170 %
12	Satu bilangan penerbitan Kes Pembinaan Beserta Ulasan <i>One publication of Construction Cases with Commentaries</i>	100 %
13	5% National Standard Specification <i>5% National Standard Specification</i>	100 %

No.	Indikator/ Indicators	% Pencapaian % Achievement
14	RM20 juta Nilai Perhubungan Awam (PR) <i>RM20 million Public Relation Value</i>	171%
15	Perancangan Media <i>Media Planning</i>	100%
16	Satu Program Pengiktirafan Industri (MCIEA) <i>One Industry Recognition Programme (MCIEA)</i>	100%
17	Pelaburan dalam simpanan tetap & Dana Pelaburan <i>Investment in fixed deposits and Investment Funds</i>	97%
18	100% Staf menghadiri 7 hari latihan dalam setahun termasuk dalam bidang tugas berdasarkan ASK <i>100% staff attend at least seven days of training a year based on ASK</i>	99%
19	60% Penggunaan permohonan pendaftaran kontraktor secara online Oktober, 2015 <i>60% application for contractor registration through online system by October 2015</i>	101%
20	80% Penggunaan permohonan pendaftaran baru personel binaan secara online Oktober, 2015 <i>80% application for new personnel registration through online system by October 2015</i>	122%

Jadual I : Peratus Pencapaian untuk Petunjuk Utama Schedule I : Percentage Achievement of Key Indicators.

Dari Jadual di atas, 18 petunjuk mencapai prestasi 100% atau lebih dengan prestasi terbaik dicatat oleh program 'Memudahkan projek antarabangsa' dan 'Mencapai RM20 juta Nilai Perhubungan Awam (PR)', masing-masing 170% dan 171%. Dua petunjuk, 'Pelaburan dalam simpanan tetap dan 'Memastikan setiap staf menghadiri tidak kurang daripada 7 hari latihan' tidak mencapai sasaran 100% tetapi masih berjaya meraut 97% dan 99%. Purata peratus pencapaian ialah 111.5% yang melambangkan satu pencapaian keseluruhan yang memberangsangkan

Prestasi bagi program dan aktiviti yang mencabar seperti 'Menilai pekerja mahir, 'Melatih pekerja dalam tred bernilai tinggi dan 'Menyerapkan personel terlatih ke dalam industri juga amat menggalakkan dengan peratus pencapaian masing-masing 144%, 132% dan 120%. Ini sekaligus mengesahkan terdapat inherent kepakaran di CIDB dalam melaksanakan tugas-tugas mencabar seperti tersebut di atas. Pencapaian prestasi utama juga mengesahkan terdapat perancangan dan pelaksanaan yang rapi dalam melaksanakan program dan aktiviti utama CIDB. Butiran pencapaian petunjuk prestasi utama dan lain-lain petunjuk prestasi dinyatakan di laporan-laporan berkenaan.

From the Table above, 18 indicators achieved 100% or more with the best performance recorded by the 'Facilitating international projects' and 'Securing RM20 million Public Relations Value (PR)', with achievement of 170% and 171% respectively. Two indicators, ' Investments in fixed deposits and 'Ensuring that all staff attend not less than 7 days of training' do not reach the target of 100% but still managed to garner 97% and 99% successes. The average percentage achievement of 111.5% represents a commendable overall performance by CIDB.

Performance for challenging programmes and activities such as 'Assessing skilled workers', 'Training employees in high-value trades' and 'Absorbing trained personnel into the industry' are also very encouraging with each achievement of 144%, 132% and 120% respectively. It also confirms that there exists, within CIDB, inherent expertise in performing challenging tasks as mentioned above. Achievement of key programmes and activities also confirms that there has been systematic and rigorous planning and implementation of key programmes and activities of CIDB. Details of the achievement of key performance indicators and other performance indicators are set out in the relevant reports

Membangunkan Kapasiti dan Kapabiliti Sumber Manusia Industri Pembinaan

Developing the Capacity and Capability of Human Resources In Construction Industry

Industri pembinaan Malaysia menawarkan peluang pekerjaan yang ketara untuk pekerja tempatan dan juga pekerja yang diimport dari luar negara. Industri ini secara rutin mengambil lebih 1 juta pekerja yang mewakili kira-kira 9.5% daripada jumlah tenaga kerja negara. Sejarar dengan fungsi utama CIDB sejak penubuhannya pada tahun 1995 iaitu untuk meningkatkan kapasiti dan keupayaan personel binaan agar terus kekal. Fokus utama termasuk menganjurkan latihan dalam tred bernilai tinggi, meneruskan usaha mengakreditasi dan mentauliah pekerja mahir dan meningkatkan kemahiran pekerja dalam bidang kesihatan dan keselamatan.

1.0 PENDAFTARAN PERSONEL

Sehingga 31 Disember 2015, bilangan pesonel binaan yang aktif ialah seramai 812,593. Ini merupakan pertambahan seramai 20,456 pesonel binaan yang berdaftar dengan CIDB, berbanding 2014 seramai 792,137 orang. Peningkatan 18% dalam jumlah pendaftaran pekerja disebabkan, sebahagian besarnya, oleh beberapa program promosi untuk menggalakkan pendaftaran pekerja dan salah satu program ini ialah 'Roadshow Seminar'. Seminar ini diadakan sepanjang tahun dan telah menyumbang kepada kesedaran yang lebih tinggi di kalangan majikan dan pekerja mengenai kepentingan mendaftar pekerja dengan CIDB. Daripada bilangan 812,593 pekerja berdaftar, 671,403 (82.6%) adalah pesonel tempatan, manakala 141,190 (17.4%) adalah pesonel binaan asing. Hampir 41% adalah merupakan pendaftaran baru, sementara 59% merupakan pembaharuan pendaftaran. Butiran pendaftaran adalah seperti Jadual I.

Malaysia's construction industry represents significant employment opportunities for both local and imported personnel. The industry routinely employs over 1 million workers representing about 9.5% of total national workforce. Enhancing the capacity and capability of construction personnel remains one of key function of CIDB, something that CIDB has perform since its inception in 1995. Focus areas include training in high value trades, continuously accrediting and commissioning skilled personnel and enhancing health and safety skill of the workforce.

1.0 PERSONNEL REGISTRATION

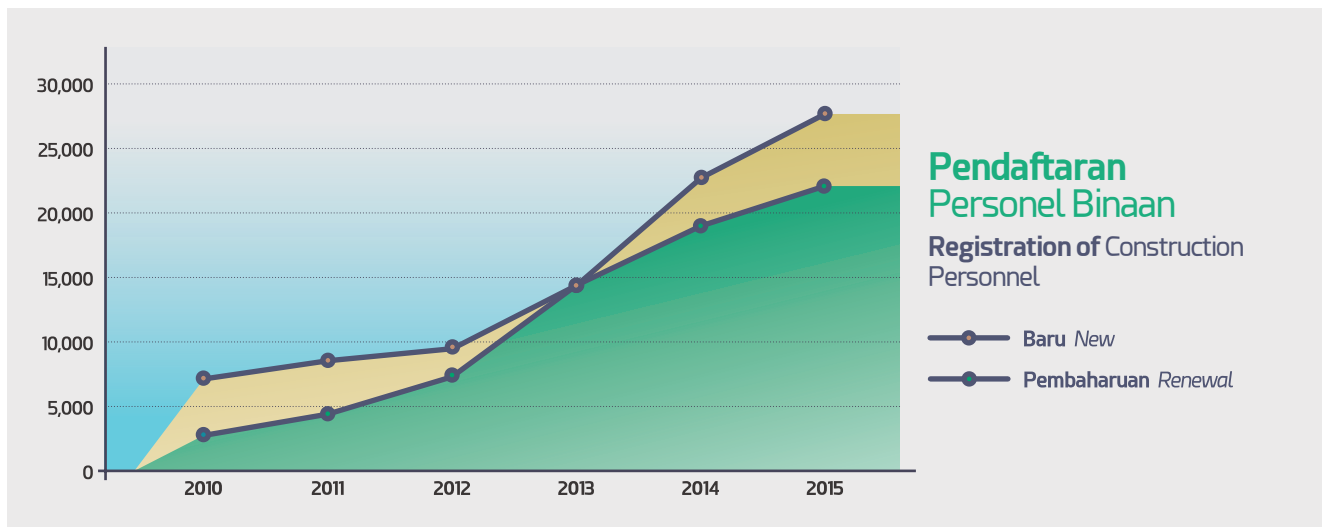
Until the end of 2015, a total of 812,593 personnel remain active in CIDB register. This number is 20,456 more than the number of personnel registered with CIDB in 2014. This 18% increase in the number of personnel registration is largely due to a number of promotional programmes to encourage workers registration and one such programme is the Roadshow Seminar. This seminar is held throughout the year and has contributed to higher awareness among employers and workers on the importance of getting the workers registered with CIDB. From the 812,593 personnel registered, 671,403 (82.6%) are local personnel, while 141,190(17.4%) are foreign construction personnel. Almost 41% are new registrations, while 59% are renewals. Details of personnel registration are as in Schedule I.

Kategori Category	Personel Asing Foreign Personnel	Personel Tempatan Local Personnel	Jumlah Total
Pekerja Am General Worker	124,133	172,830	296,963
Pekerja Binaan Construction Worker	8,242	122,620	130,862
Pekerja Separuh Mahir Binaan Semi-skilled Construction Worker	7	110	117
Pekerja Mahir Binaan Skilled Construction Worker	5,283	83,175	88,458
Penyelia Binaan Construction Supervisor	272	53,244	53,516
Foreman Binaan Construction Foreman	7	151	158
Penolong Pengurus Tapak Assistant Site Manager	21	1,053	1,074
Pengurus Binaan Construction Manager	1,443	53,332	54,775
Personel Pentadbiran Administrative Personnel	1,662	126,716	128,378
Pelatih Binaan Construction Trainees	120	58,172	58,292
JUMLAH TOTAL	141,190	671,403	812,593

Jadual I : Butir Pendaftaran Personel Binaan 2015 Schedule I: Detail of Registration of Construction Personnel 2015

Dari Jadual I, untuk kategori pekerja am, peratus pekerja asing ialah 41.8% dan selebihnya adalah pekerja tempatan. Ini merupakan sedikit peningkatan berbanding 2014 di mana 41.2% pekerja am adalah pekerja asing. Lain-lain kategori di mana penglibatan pekerja asing agak signifikan ialah Pekerja Separuh Mahir Binaan (6.4%) dan Pekerja Binaan (6.7%). Carta I menunjukkan bilangan pendaftaran personel sejak 2010.

From Schedule I, percentage of foreign worker for category of general worker is 41.8% and the remainder is local workers. This represents a slight increase from 41.2% in 2014. Foreign workers presence is also significant for Semi-skilled Construction Worker (6.4%) and Construction Workers (6.7%) categories. Chart I shows number of personnel registration since 2010.



Carta I : Bilangan Pendaftaran Personel sejak 2010 Chart I Number of Personnel Registration since 2010

2.0 PENILAIAN DAN AKREDITASI PEKERJA MAHIR

2.1 Akreditasi Pekerja Mahir

Proses akreditasi menguji dan mengesahkan kemahiran seseorang pekerja. Antara bidang kemahiran yang diminati pekerja mahir termasuklah Scaffolding Erection, Plumbing, Building Operation & Maintenance, Painting, Building Wiring dan Welding. Bilangan 57,754 yang diakreditasi pada tahun 2015 melebihi sasaran 40,000 sebanyak 44%. Bilangan ini juga merupakan bilangan tertinggi CIDB, melebihi pencapaian terbaik sebelum ini seramai 42,952 pada tahun 2013.

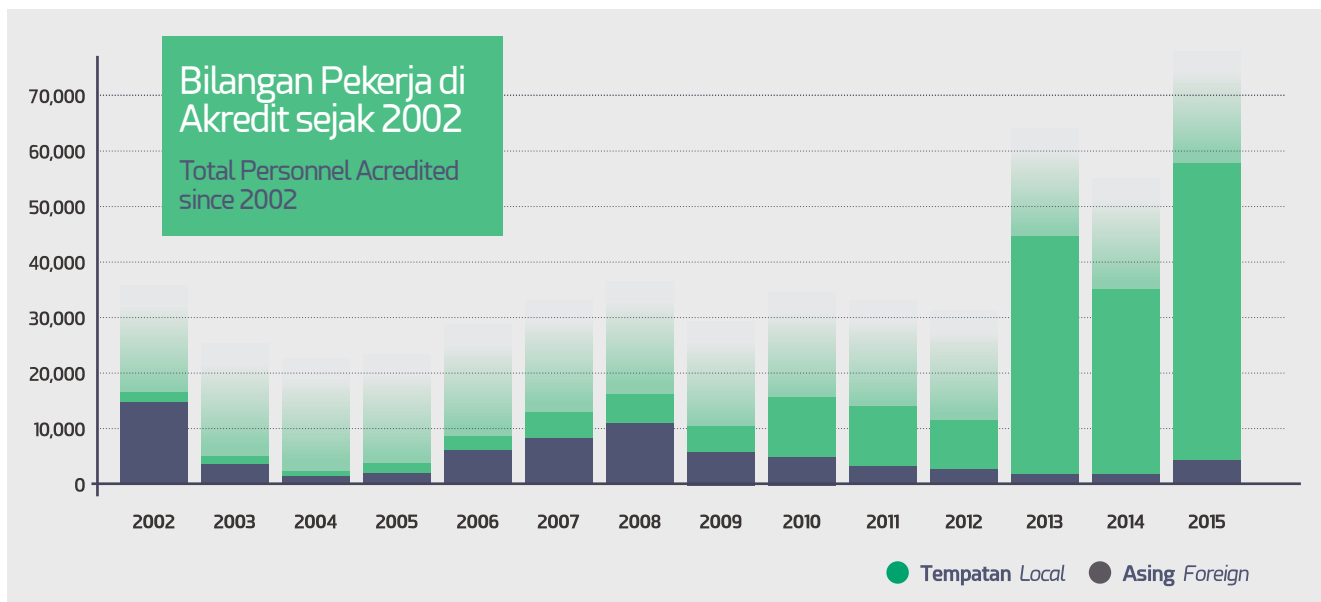
Carta II menunjukkan bilangan pekerja tempatan dan asing yang diakredit sejak 2002.

2.0 ASSESSMENT AND ACCREDITATION OF SKILLED WORKERS

2.1 Accreditation of Skilled Workers

An accreditation process tests and confirms the skill of an employee. Among the favoured skill areas include Scaffolding Erection, Plumbing, Building Operation & Maintenance, Painting, Building Wiring and Welding. The 57,754 personnel accredited in 2015 exceeded the target of 40,000 by 44%. This number also represents the highest number of accredited personnel by CIDB in a particular year, surpassing its previous high of 42,952 in 2013.

Chart II shows the number of local and foreign workers who are accredited since 2002.



Carta II : Bilangan Pekerja di Akredit sejak 2002 Chart II : Number of Workers Accredited since 2002

2.2 Ujian Penilaian Pekerja Binaan Indonesia

Pihak CIDB telah menandatangani perjanjian persefahaman dengan Badan Pembinaan Konstruksi (CDA), Kementerian Pekerjaan Umum Republik Indonesia untuk menilai kemahiran pekerja binaan Indonesia.

Penilaian dijalankan mengikut kluster dan sebanyak empat kluster telah dipersetujui. Kluster ini ialah Bricklaying & Plastering, Plastering & Tiling, Formwork, Barbending & Concreting dan Decorative Painting. Pada tahun 2014, seramai 400 orang pekerja Indonesia telah berjaya dilatih dan diakredit. Program ini diteruskan pada tahun 2015 dan terdapat 463% peningkatan di mana seramai 1,852 orang pekerja Indonesia telah dilatih dan diakredit dengan pembiayaan kerajaan mereka sendiri. Semua latihan dan akreditasi dijalankan di Akademi Binaan Malaysia (ABM).

2.2 Assessment Tests for Indonesian Workers

CIDB has signed a memorandum of understanding with Badan Pembinaan Konstruksi (CDA), Kementerian Pekerjaan Umum Republik Indonesia to assess the competency of Indonesian construction personnel.

Assessments are conducted by clusters and a total of four clusters have been agreed. These are Bricklaying and Plastering, Plastering & Tiling, Formwork, Barbending & Concreting and Decorative Painting. In 2014, a total of 400 Indonesian workers have successfully been trained and accredited. The programme is continued in 2015 and saw an increase of 463% in the number of Indonesian workers (1,852) trained and accredited, funded by their own government. All training and accreditation is carried out in the Akademi Binaan Malaysia (ABM).

3.0 LATIHAN PERSONEL BINAAN

3.1 Latihan Kemahiran Belia dan Personel

Kebanyakan personel binaan di negara ini menerima latihan mereka di enam ABM dan di Pusat Latihan Bertauliah (PLB) yang berdaftar dengan CIDB. Selain melatih personel binaan, ABM juga dipertanggungjawabkan untuk melatih belia-belia yang ingin menceburi bidang pembinaan. Pada tahun 2015, seramai 8,105 belia (2014 6,097 dan 2013, 5,306) dan 33,675 (2014, 25,087 dan 2013, 21,511) personel binaan telah dilatih dalam pelbagai bidang menjadikan jumlah keseluruhan yang telah dilatih sejak 1997 ialah hampir 295,180 personel binaan dan belia.

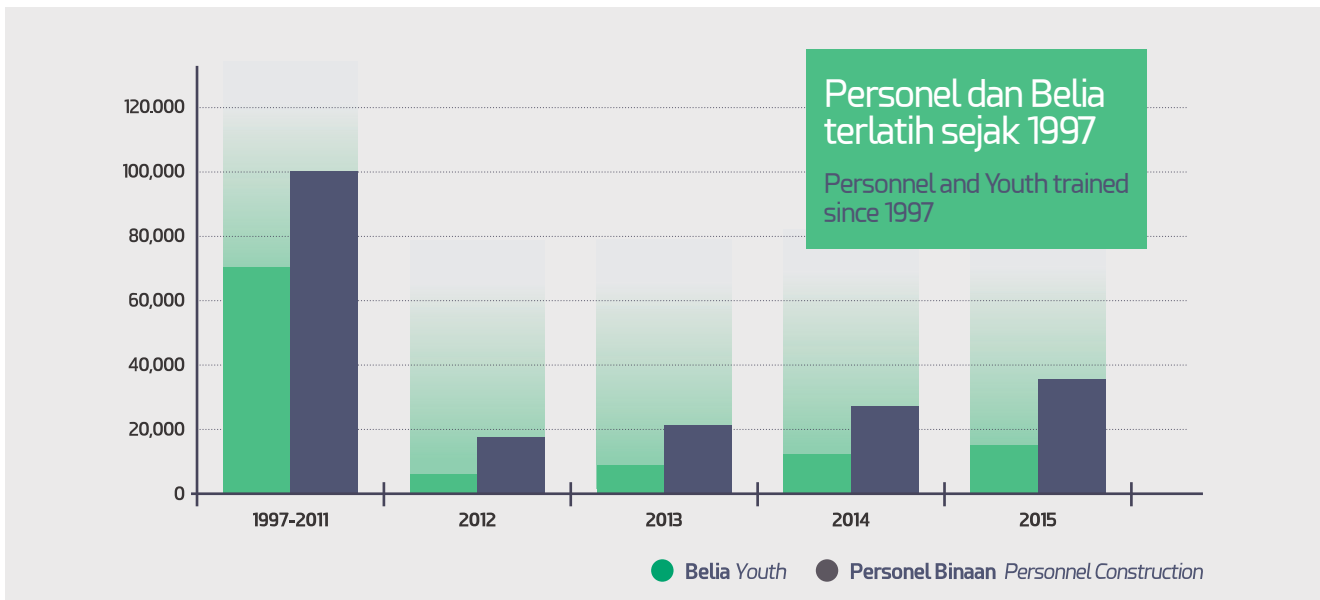
Carta III menunjukkan bilangan personel dan belia terlatih di ABM sejak 1997.

3.0 CONSTRUCTION PERSONNEL TRAINING

3.1 Skill Training for Personnel and Youths

The bulk of construction personnel received their training at the six Academy Binaan Malaysia. These CIDB majority-owned academies are also entrusted with preparing the youths for possible entry into the construction industry. In 2014, a total of 6,097 (2013, 5,306) youths and 25,087 (2013, 21,511) construction personnel have been trained in various fields, bringing the total number of those who have been trained since 1997 to almost 253,400 construction personnel and youth.

Chart III shows the number of trained personnel and youth at ABM since 1997.



Carta III : Bilangan Belia dan Personel terlatih di ABM Chart I : The Number of Personnel and Youth trained at ABM since 1997

3.2 Latihan Tred Bernilai Tinggi

Untuk tahun 2015, CIDB telah mensasarkan untuk melatih 8,000 personel di dalam tred bernilai tinggi. Antara tred bernilai tinggi termasuklah Tukang Kimpal, Pengendali Kren dan Tukang Perancah. Hasilnya, seramai 11,022 personel (2014, 9,865) berjaya dilatih dalam 12 tred bernilai tinggi.

3.3 Latihan Penyeliaan dan Pengurusan

CIDB juga turut menekankan program pembangunan kapasiti dalam kategori penyeliaan dan pengurusan. Untuk tahun 2015, CIDB berjaya melatih hampir 24,500 orang (2014 38,592 dan 2013 31,403) dalam pelbagai kursus penyeliaan dan pengurusan. Dari jumlah ini, hampir 20,200 individu di tahap professional telah dilatih melalui pelbagai sesi seminar serta kursus yang dianjurkan bersama antara CIDB dan rakan kongsinya.

3.2 High Value Trade Training

For 2015, CIDB has targeted to train 8,000 personnel in high-value trades. Among these trades include, Welding, Crane Operation and Scaffolding. A total of 11,546 personnel (2014, 9,865) benefitted from training in the 12 high value trades.

3.3 Supervisory and Management Training

CIDB also emphasises on capacity building programmes in the supervision and management category. For 2015, CIDB has trained almost 24,500 people (2014 38,592 and 2013 31,403) in various supervisory and management courses. Of this total, nearly 20,200 people have been trained at professional level through various seminars and training sessions organized jointly between CIDB and its partners.

3.4 Pembangunan Latihan Kemahiran

Sebagai satu usaha untuk meningkatkan kemahiran dan pengetahuan personel binaan kepada pembangunan, pengurusan dan teknologi pembinaan terkini, CIDB akan terus mendedahkan industri kepada pelbagai inovasi dan peningkatan proses pembinaan menerusi kursus-kursus yang dibangunkan khas untuk memenuhi objektif di atas. Modul kursus disemak dan dikemaskini secara berterusan untuk mencerminkan keadaan dan persekitaran semasa. Statistik pencapaian Pembangunan Latihan Kemahiran adalah seperti berikut;

Untuk tahun 2015, pencapaian menepati sasaran, malahan untuk video based modules, pencapaian 187 adalah melebihi sasaran. Jadual II juga menunjukkan aktiviti pembangunan Latihan Kemahiran ini amat pesat dilakukan pada tahun 2013 di mana terdapat masih banyak modul yang mesti dibangunkan dan ditingkatkan prestasi.

3.4 Development of Skill Training.

In an attempt to bring the skills and knowledge of construction personnel up-to-date with the latest development, management and construction technologies, CIDB will continue to expose the industry to ensure innovation and improvement of the construction processes through the development of courses to meet the above objectives. Course modules are continuously being revised and updated to reflect current situation and environment.

For the year 2015, all the targets are met. In fact for the video based module, the production of 187 modules exceeds the target. Schedule II also shows that the development of Skills Training is very intense in 2013 when they were still a lot of modules that need to be developed and improved.

Kurikulum Curriculum	2013 Sasaran (Pencapaian) 2013 Target (Achievement)	2014 Sasaran (Pencapaian) 2014 Target (Achievement)	2015 Sasaran (Pencapaian) 2015 Target (Achievement)
1. Modul latihan International recognition	5 (5)	5 (5)	5 (5)
2. NOSS/COS NOSS/COS	(15)	5 (5)	15 (15)
3. Module developed & improved	25 (49) 10 (21)	5 (5) -	5 (5) -
4. Video based module	200 (210)	200 (200)	150 (187)

Jadual II : Pencapaian Pembangunan Latihan Kemahiran Schedule II: Achievement of Skill Training Development

3.5 Kolaborasi Latihan dengan Rakan Strategik Industri

CIDB melalui ABM, aktif berkolaborasi dengan rakan strategik industri pembinaan dalam melaksanakan program latihan. Pada tahun 2015, CIDB dan ABM telah berjaya mencapai tahap baru dalam melahirkan lebih ramai para pengajar ABM yang berkemahiran tinggi dan bertaraf antarabangsa dari hasil kolaborasi bersama pihak City & Guilds dari United Kingdom dan pihak WA Skills dari Australia.

3.5 Training Collaboration with Strategic Industry Partners

CIDB through ABM, actively collaborates with strategic partners in the implementation of the construction industry training programmes. In 2015, CIDB and ABM has achieved a new mark in producing more ABM instructors who are highly skilled and of international standing, through collaboration with City & Guilds of the United Kingdom and WA Skills of Australia.

Kolaborasi bersama penggiat industri diteruskan melalui program-program apprenticeship bagi memastikan penghasilan tenaga pekerja berkemahiran yang berpengalaman dan proaktif, bagi memenuhi permintaan pasaran.

Sementara itu, CIDB bersama ABM terus menjalin kolaborasi strategik dengan beberapa syarikat bertaraf antarabangsa dalam melaksanakan program latihan. Syarikat-syarikat ini termasuklah BAYER (M) Sdn Bhd, Lafarge Malayan Cement Bhd, Akzo Noble Sdn Bhd, Monier Roof & Façade, Master Builder Australia, WA Skills Training, Construction Industry Training Board (CITB) United Kingdom, American Welding Society, TWI, UAC, CDA Indonesia, Feruni, dan York Malaysia Sdn Bhd. Program latihan yang dilaksanakan meliputi pelbagai latihan kemahiran khususnya untuk melatih personel binaan. Di masa yang sama, ABM juga telah meningkatkan program-program 'customized' melalui kolaborasi dengan rakan strategik seperti PETRONAS, MARA, SPAN, Suruhanjaya Tenaga, KETTHA, NCER, ECER, IRDA, TERAJU dan BlueScope.

Di masa yang sama, CIDB juga telah menjalin kerjasama dengan PETRONAS untuk program latihan, penilaian kemahiran dan 'apprenticeship', dengan Malaysian Mobile Crane Owners Association (MMCOA) untuk latihan pelatih perantis, dan beberapa kerjasama keperantisan dengan Master Builders Association Malaysia, Malaysia Offshore Contractors Association, TERAJU, Landlease dan lain-lain.

4.0 AKREDIT PUSAT LATIHAN BERTAULIAH

Tahun ini CIDB telah berjaya mengakredit empat Pusat Latihan Bertauliah yang baru dan mengakredit semula 11 lagi Pusat Latihan Bertauliah. Hingga hujung tahun ini, jumlah Pusat Latihan Bertauliah (PLB) yang berdaftar dengan CIDB ialah sebanyak 100.

Collaboration with the industry players has been continued through apprenticeship programmes to ensure the production of experienced proactive and skilled labour, to meet the market demand.

Meanwhile, CIDB, through ABM, continues to collaborate with international class strategic partners in the implementation of the construction industry training programmes. These companies include BAYER (M) Sdn Bhd, Lafarge Malayan Cement Bhd, Akzo Noble Sdn Bhd, Monier Roof & Façade, Master Builders Australia, WA Skills Training, Construction Industry Board Training Board (CITB) United Kingdom, American Welding Society, TWI, UAC, CDA Indonesia, Feruni, and York Malaysia Sdn Bhd in various skills training, especially for the training of construction personnel. At the same time, ABM has also increased its customized programmes through collaboration with strategic partners such as PETRONAS, MARA, SPAN, Energy Commission, KETTHA, NCER, ECER, IRDA, TERAJU and BlueScope.

At the same time CIDB has also undertaken a collaboration with PETRONAS for training programmes, assessment of skills and apprenticeship with Malaysian Mobile Crane Owners Association (MMCOA) for training of apprentices, and a number of apprenticeship collaboration with Master Builders Association Malaysia, Malaysia Offshore Contractors Association, TERAJU, Landlease and others.

4.0 ACCREDITING CERTIFIED TRAINING CENTRES

This year, CIDB has accredited four new Accredited Training Centres and re - accredit another 11 Accredited Training Centres. Until the end of this year, the number of the Accredited Training Centres (PLB) registered with CIDB is 100.

Membangunkan Kontraktor Industri Pembinaan

Developing the Construction Industry Contractors

Antara usaha dalam membangunkan kontraktor industri pembinaan ialah melaksanakan program latihan dan akreditasi kontraktor. Program latihan yang dirancang bertujuan melengkapkan kontraktor dengan ilmu pengetahuan yang terkini serta membolehkan proses pembelajaran berterusan atau Continuous Contractor Development (CCD). Skop akreditasi juga dilaksanakan menerusi penilaian SCORE yang memfokuskan kepada tujuh bidang iaitu Prestasi Perniagaan, Keupayaan Perniagaan, Keupayaan Teknikal, Pengurusan Projek, Pengurusan Perolehan, Amalan Terbaik dan Keupayaan Pengurusan. Penilaian ini menyumbang kepada mutu dan kualiti kontraktor yang berdaftar dengan CIDB. Sementara itu, CIDB juga menekankan peningkatan profesionalisma dalam industri pembinaan menerusi pelaksanaan kursus-kursus Integriti & Kod Etika Kontraktor.

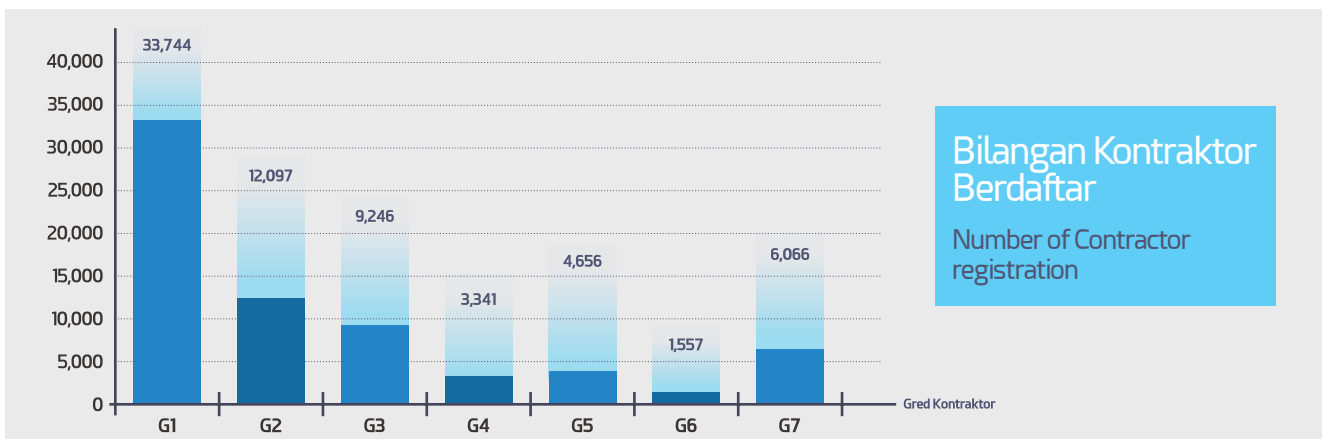
1.0 PENDAFTARAN KONTRAKTOR

Sejak Oktober 2012, CIDB telah diberi tanggungjawab sebagai pendaftar tunggal kontraktor di negara ini. Pendaftaran ini dibuat menerusi pengeluaran Sijil Perakuan Pendaftaran Kontraktor (PPK) dan CIDB turut dipertanggungjawabkan dengan pengeluaran Sijil Perolehan Kerja Kerajaan (SPKK) yang mana sijil ini melayakkan kontraktor menyertai perolehan kerja Kerajaan. Walau bagaimanapun, pengiktirafan status Bumiputera masih lagi di bawah kawalan Bahagian Pembangunan Kontraktor dan Usahawan, Kementerian Kerja Raya (BPKU). Sepanjang tahun 2015, bilangan kontraktor yang telah didaftarkan oleh CIDB adalah sebanyak 70,707 (2014 68,165 dan 2013, 67,030). Butiran pendaftaran adalah seperti Carta I. Carta ini jelas menunjukkan bilangan kontraktor gred G1 melebihi campuran lain-lain gred kontraktor.

Effort in developing contractors for the construction industry include implementing programs for contractor training and accreditation. The training program is designed to equip contractors with the latest knowledge and to enable continuous learning process or Continuous Contractor Development (CCD). Accreditation scope is extended through SCORE assessment that focuses on seven areas of Business Performance, Business Capability, Technical Capability, Project Management, Procurement Management, Best Practice and Capacity Management. This evaluation contributes to the quality of contractors registered with CIDB. Meanwhile, CIDB also stresses on increasing professionalism in the construction industry through the implementation of Contractor Integrity & Code of Ethics courses.

1.0 CONTRACTOR REGISTRATION

Since October 2012, CIDB had been given the responsibility as a single registrar for the contractors in the country. This registration is facilitated through the issuance of Sijil Perakuan Pendaftaran Kontraktor (PPK) and CIDB is also made responsible for the issuance of Sijil Perolehan Kerja Kerajaan (SPKK), which enables a contractor to implement government projects. However, the issuance of Bumiputera status is still under the purview of Bahagian Pembangunan Kontraktor dan Usahawan, Kementerian Kerja Raya (BPKU). By 2015, contractor registration reached 70,707 (2014 68,165 and 2013, 67,030). Registration details are as in Chart I. From the chart, it is obvious that the number of grade G1 contractors is more than the rest of the grades combined.



Carta I : Butiran Pendaftaran Kontraktor Mengikut Gred Chart I : Details of Contractor Registration According to Grades

2.0 LATIHAN KONTRAKTOR

Kontraktor perlu menjalani serta lulus ujian kursus yang ditetapkan bagi mendapatkan pengkhususan tertentu di dalam Perakuan Pendaftaran Kontraktor. Untuk tujuan ini, CIDB hanya memperaku latihan yang dilaksanakan oleh Pusat Latihan dan Pengajar yang ditauliahkan oleh CIDB. Ketetapan ini merupakan peruntukan yang ditetapkan oleh Akta 520.

Pada tahun 2015, terdapat sebanyak 49 (2014, 48) Pusat Latihan Bertauliah Kontraktor yang berdaftar dengan CIDB. Manakala tenaga pengajar yang bertauliah pula adalah seramai 250 orang (2014, 210). Pentauliah penting untuk menjamin penghantaran perkhidmatan latihan yang konsisten dan bermutu tinggi.

3.0 PROGRAM LATIHAN PENGURUSAN KONTRAKTOR

Sepanjang tahun 2015, sebanyak 479 (2014, 96) Kursus Latihan Pengurusan Kontraktor pelbagai modul telah dilaksanakan. Kursus-kursus tersebut dihadiri 12,976 (2014, 10,218) kontraktor, peningkatan sebanyak 27% berbanding tahun 2014. Modul Pakar menjadi pilihan 73% daripada keseluruhan peserta. Butiran latihan kontraktor adalah seperti di Carta II.

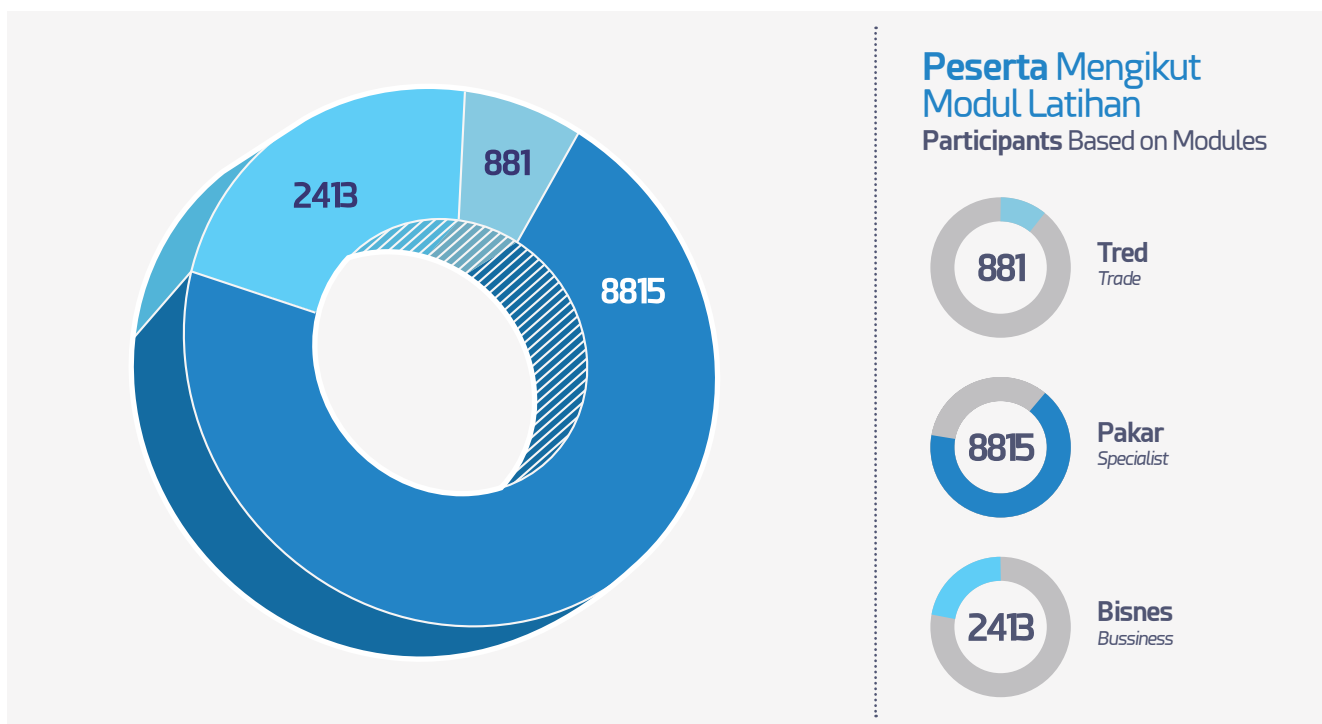
2.0 CONTRACTOR TRAINING

Contractors need to go through a fixed course and pass its assessment in order to obtain certain specialisation in Perakuan Pendaftaran Kontraktor (PPK). For this purpose, CIDB only recognizes trainings implemented by Training Centres and Trainers authorized by CIDB. This is a requirement of CIDB Act 520.

In 2015, there are 49 (2014, 48) Accredited Training Centres for Contractors registered with CIDB. Meanwhile they are 250 (2014, 210) certified trainers accredited by CIDB. Accreditation is important in ensuring delivery of training services that are consistent and of high quality.

3.0 'MANAGEMENT FOR CONTRACTOR' TRAINING PROGRAMMES

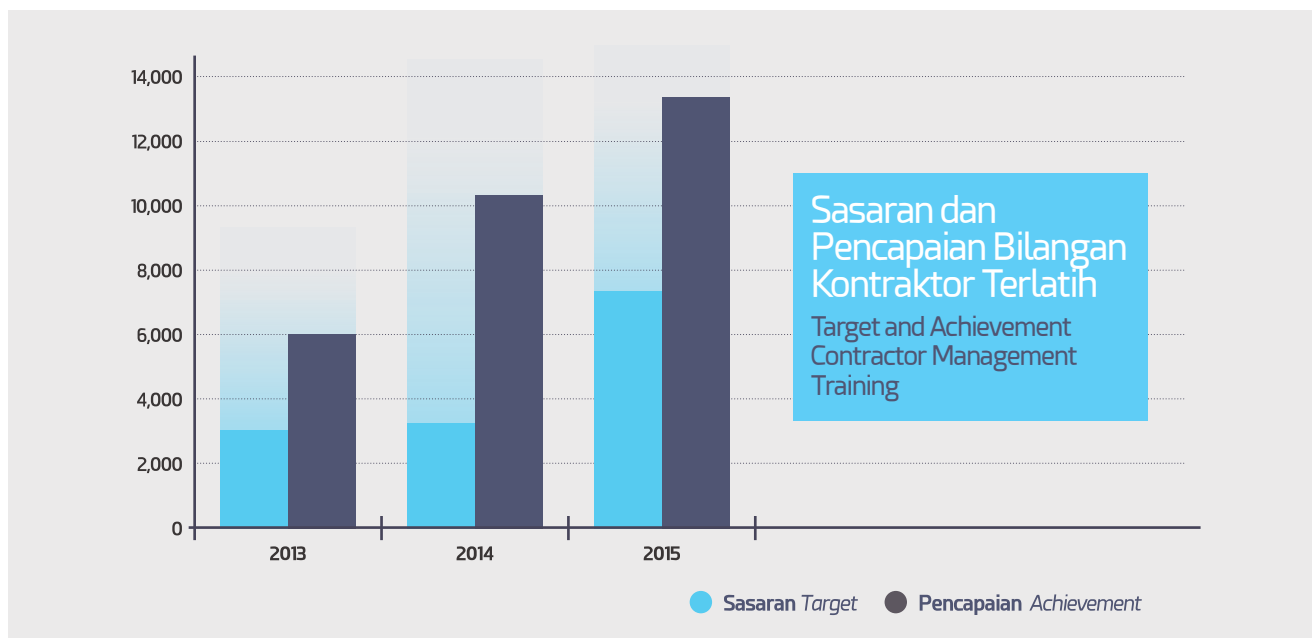
During 2015, a total of 479 (2014, 96) Management Training for Contractors in various modules have been implemented. The courses are attended by 12,976 (2014, 10,218) contractors, an increase of 27% compared to 2014. The Specialist Module is the module of choice for 73% of the participants. Details of the training are as per Chart II below.



Carta II : Peratus Penyertaan Peserta Mengikut Modul Chart II : Percentage of Participants Based on Modules

Tahun 2015 juga telah mencatat peningkatan penyertaan daripada kontraktor (12,976) berbanding tahun-tahun sebelumnya. Usaha yang berterusan daripada semua pihak dan Pusat Latihan Bertauliah Kontraktor (PLBK) ini membuahakan peratusan pencapaian yang tinggi iaitu sebanyak 173% berbanding sasaran asal serbanyak 7,500 kontraktor. Carta III menunjukkan perbandingan sasaran dan pencapaian sejak tahun 2013.

The year 2015 has also seen an increase in participation of the contractor (12,976) compared to the previous years. Continuous efforts of all parties and Pusat Latihan Bertauliah Kontraktor (PLBK) has led to the achievement of a high percentage of 173% compared to the original target of 7,500 contractors. Chart III shows comparison between target and achievement from 2013.



Carta III : Perbandingan Sasaran dan Pencapaian untuk Latihan Pengurusan Kontraktor
Chart III : Comparison between Target and Achievement for Contractor Management Training

4.0 PENILAIAN KEUPAYAAN DAN KEMAMPUAN KONTRAKTOR MELALUI SCORE

Sepanjang tahun 2015, CIDB telah berjaya membuat penilaian SCORE kepada 3,346 (2014 3,133 dan 2013 2,282) kontraktor, melebihi sasaran yang ditetapkan iaitu 2,500 kontraktor.

Keputusan SCORE melambangkan kekuatan dan kelemahan sesebuah syarikat kontraktor dan amat berguna kepada klien dalam proses pemilihan kontraktor. Keputusan SCORE juga boleh dijadikan sebagai panduan kepada kontraktor dalam mengenalpasti dan menambahbaik prestasi syarikat.

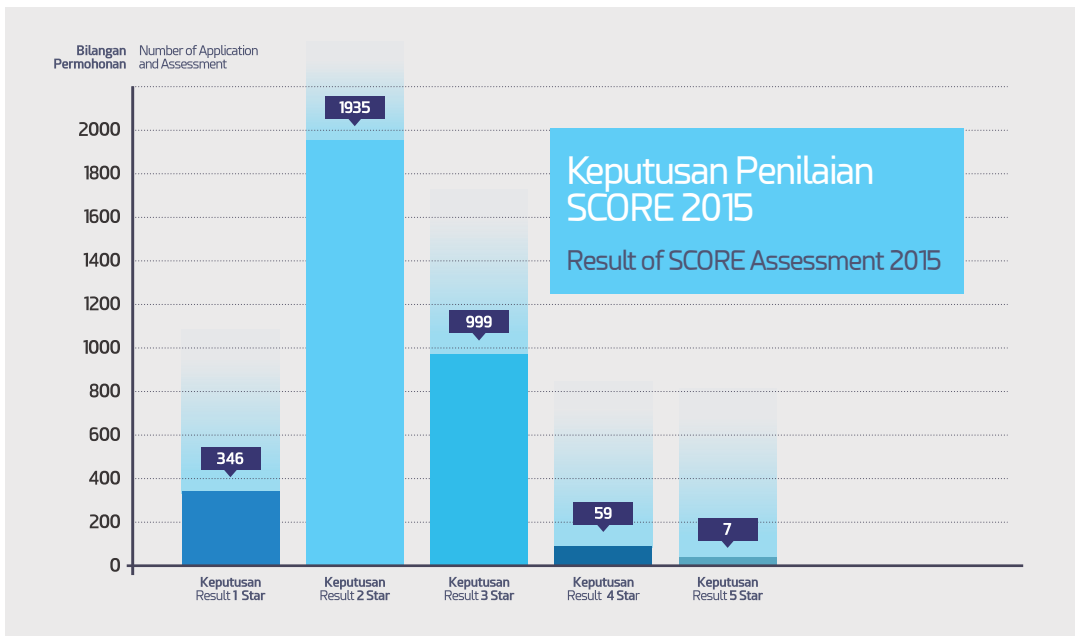
Pada tahun 2015 juga, beberapa syarikat telah menunjukkan peningkatan prestasi syarikat dengan memperolehi penarafan Bintang yang lebih tinggi. Syarikat yang telah mendapat penarafan Lima Bintang bagi tahun 2015 adalah sebanyak tujuh syarikat berbanding satu syarikat sahaja pada tahun 2014. Manakala, syarikat yang mendapat penarafan Empat Bintang adalah 59 syarikat berbanding 49 bagi tahun 2014, peningkatan sebanyak 118%. Carta IV menunjukkan keputusan SCORE 2015.

4.0 CONTRACTOR CAPACITY AND CAPABILITY ASSESSMENT THROUGH SCORE

Throughout 2015, CIDB has successfully assessed 3,346 (2014 3,133 and 2013 2,282) using SCORE, exceeding the target of 2,500 contractors.

SCORE results indicate strengths and weaknesses of a contractor and useful for the clients in the process of selecting a contractor. SCORE results can also be used to guide the contractor in identifying and enhancing the company's performance.

In 2015 also, several companies have shown an increase in the company's performance by obtaining a higher Star rating. Seven companies have been awarded Five Star rating compared to only one in 2014. Meanwhile, 59 companies have been rated Four Star compared to 49 for the year 2014, an improvement of 118%. Chart IV shows the result of SCORE 2015.



Carta IV : Keputusan penilaian SCORE 2015 Chart IV : Results of SCORE 2015 assessment

Dari penilaian yang telah dilaksanakan, hampir 88% kontraktor berjaya memperolehi Dua dan Tiga Bintang, 10% Satu Bintang dan selainnya Empat dan Lima Bintang. 98% kontraktor yang menerima Empat Bintang berada dalam gred G7. Keputusan juga menunjukkan, kebanyakan kontraktor yang menerima skor bertaraf Satu Bintang terdiri daripada kontraktor-kontraktor gred G3, G2 dan G1. Gred kontraktor yang paling banyak dinilai ialah gred G2 sebanyak 1,332 dan G7 sebanyak 948.

5.0 PEMBANGUNAN MODUL LATIHAN

Pembangunan modul latihan kepada kontraktor juga termasuk pembangunan modul-modul baru, penambahbaikan modul-modul sedia ada dan juga membangunkan soalan-soalan penilaian untuk Kursus Latihan Pengurusan Kontraktor dan juga untuk Kursus Integriti Kontraktor.

Untuk tahun 2015, sebanyak empat modul latihan pengurusan kontraktor telah diberi penambahbaikan dan soalan-soalan penilaian telah juga dibangunkan untuk 10 modul latihan pengurusan kontraktor. Antara modul-modul tersebut ialah:

Penambahbaikan modul:

1. Modul Pengurusan Bisnes
2. Modul Kerja Bangunan – Pengubahsuaian
3. Modul Sistem Penyaman Udara & Pengedaran Udara
4. Modul Sistem Pencegah & Perlindungan Kebakaran

Bank Soalan:

1. Modul Pengurusan Bisnes
2. Modul Pemasangan Lapisan Pelindung Kalis Air & Pembaikan Konkrit

From the assessment carried out, almost 88% of the contractors secured Two and Three Star, around 10% One Star and the rest Four or Five Star. 98% of contractors who receive Four Star are G7 contractors. The result also shows that most contractors who receive a score of One Star are made up of contractors from grade G3, G2 and G1. Most of the contractors assessed are from grade G2 with 1,332 and grade G7 with 948.

5.0 DEVELOPMENT OF TRAINING MODULES

Development of training modules for the contractor also include the development of new modules, improving existing ones and also develop a set of evaluation questions for Management Training Course for Contractors and Contractors Integrity Course.

For 2015, a total of four training modules for contractor management have been improved and assessment questions for 10 training modules contractor management have also been developed. Among these modules are:

Modules improved :

1. Business Management Module
2. Building Works Module - Renovation
3. Air Conditioning & Air Distribution System module
4. Fire Prevention & Protection System Module

Assessment questions for modules :

1. Business Management Module
2. Installation of Waterproof Protective Coatings & Concrete Repair

3. Modul Sistem Bekalan Air
4. Modul Sistem Penyamanan Udara & Pengedaran Udara
5. Modul Kerja Bangunan-Pengubahsuaian
6. Modul Penyelenggaraan Bangunan & Persekitaran Kompleks
7. Modul Pembinaan Landskap & Padang Permainan
8. Modul Kerja Jalan
9. Modul Kerja Tanah
10. Modul Sistem Pencegahan & Perlindungan Kebakaran

Selain daripada itu, CIDB bekerjasama dengan agensi-agensi kerajaan yang lain dalam menyediakan latihan kepada kontraktor berdasarkan keperluan dan kriteria agensi berkenaan.

6.0 KURSUS INTEGRITI DAN KOD ETIKA KONTRAKTOR

Untuk tahun 2015, CIDB mensasarkan 6,000 kontraktor menghadiri Kursus Integriti dan Kod Etika Kontraktor tetapi kursus tersebut telah dihadiri oleh seramai 6,532 (2014 5,985) kontraktor, menjadikan jumlah kontraktor yang telah menghadiri kursus in seramai 53,496.

Dalam usaha untuk meningkatkan lagi integriti industri, CIDB dengan kerjasama SPRM telah berjaya menjalankan Seminar Integriti 2015 yang diadakan di Matrade, Kuala Lumpur. Selain itu, CIDB, bersama SPRM telah juga menandatangani satu Memorandum Persefahaman dengan Global Infrastructure Anti-Corruption Centre (GIACC) yang berpangkalan di United Kingdom. GIACC adalah sebuah organisasi bebas bukan untuk keuntungan yang menyediakan sumber-sumber untuk membantu dalam memahami, mengenal dan mencegah rasuah di sektor infrastruktur, pembinaan dan kejuruteraan.

7.0 LATIHAN KONTRAKTOR BUMIPUTERA

Selain menganjurkan beberapa program khusus pembangunan Kontraktor Bumiputera, CIDB juga telah turut terlibat dalam penganjuran Simposium Kontraktor dan Usahawan Bahan Binaan Bumiputera bersama Bahagian Pembangunan Kontraktor dan Usahawan (BPKU), Kementerian Kerja Raya yang telah diadakan pada 4 dan 5 November 2015 dan telah dihadiri oleh lebih 1,000 kontraktor

3. Water Supply System Module
4. Air Conditioning & Air Distribution System Module
5. Building Works Module - Renovation
6. Building & Building Complex Maintenance Module
7. Construction of Landscape & Playing Fields Module
8. Road Works Modules
9. Earthworks Module
10. System Fire Prevention & Protection Module

Apart from the above, CIDB works in partnership with other government agencies in providing training to contractors based on need and criteria of the agency.

6.0 CONTRACTOR INTEGRITY AND CODE OF ETHICS TRAINING

For 2015, CIDB aims for 6,000 contractors to attend the Integrity and Code of Ethics course. As it turned out, the course was attended by 6,532 (2014 5,985) contractors, giving a grand total of 53,496 contractors who have attended this course.

In an effort to further enhance the integrity of the industry, CIDB, in collaboration with SPRM has successfully conducted the 2015 Integrity Seminar held at Matrade, Kuala Lumpur. Additionally, CIDB, together with SPRM have also signed a Memorandum of Understanding with the Global Infrastructure Anti-Corruption Centre (GIACC), based in the United Kingdom. GIACC is an independent not-for-profit organisation which provides resources to assist in the understanding, identification and prevention of corruption in the infrastructure, construction and engineering sectors.

7.0 BUMIPUTERA CONTRACTOR TRAINING

In addition to organizing special programmes for development of Bumiputera Contractors, CIDB has also been involved in organizing a symposium for Bumiputera Contractors and Construction Materials Entrepreneur with the Entrepreneur and Contractor Development Division (BPKU), Ministry of Works, held on 4 and 5 of November 2015 and was attended by over 1,000 contractors.

Menggalakkan Inovasi dalam Industri Pembinaan

Promoting Innovation in the Construction Industry

Sejak penubuhannya 20 tahun yang lalu, CIDB telah bekerjasama dengan industri bagi meningkatkan inovasi dalam landskap pembinaan Malaysia. Penggunaan Sistem Binaan Berindustri (IBS) merupakan salah satu pencapaian terbesar daripada usaha ini. Inovasi dalam pembinaan ditekankan lagi di dalam satu program yang baru diperkenalkan, Program Transformasi Industri Pembinaan (CITP). CITP bertujuan memacu industri pembinaan Malaysia ke tahap yang lebih tinggi yang membolehkannya merealisasikan potensi sepenuhnya.

Sejak 2013, CIDB telah memperjuangkan penggunaan 'Building Information Modeling (BIM)'. BIM merupakan teknologi permodelan yang merangkumi beberapa proses berkaitan bagi menghasilkan membolehkan komunikasi dan menganalisis model maklumat digital untuk suatu kitaran pembinaan. BIM menggalakkan manusia dan maklumat bekerjasama dengan cekap dan berkesan melalui proses dan teknologi yang ditakrifkan. BIM telah diiktiraf sebagai teknologi kerjasama paling penting di dekad ini dan telah digunakan secara meluas oleh negara-negara yang lebih maju.

1.0 MENGGALAKKAN PENGGUNAAN IBS

CIDB telah mula mempromosi penggunaan kaedah IBS sejak 2003. Melalui Roadmap IBS 2003 – 2010, pelbagai program telah dijalankan termasuk memperkenalkan polisi-polisi baru, insentif, promosi, termasuklah pengeluaran Coffee Table Book. Buku ini diterbitkan untuk mengumpulkan maklumat berkenaan projek IBS. CIDB kini sedang mengumpul data projek IBS dari tahun 2008 hingga 2013 untuk cetakan Coffee Table Book pada tahun ini.

Di samping Coffee Table Book, CIDB juga akan menerbitkan Majalah Construction Technology atau singkatannya 'IBS Digest' yang merupakan satu majalah yang menggabungkan maklumat, teknologi terkini, data, statistik dan lain-lain info yang terdiri daripada Industrialised Building System (IBS), Quality Assessment System in Construction (QLASSIC), OSH (Safety & Health) dan GREEN. Ini merupakan kali pertama majalah ini diterbitkan. Majalah

Since its inception twenty years ago, CIDB has been collaborating with the industry to enhance innovation in the Malaysian construction landscape. The adoption of Industrialised Building System (IBS) is perhaps one of the biggest achievements of the effort. Innovation in construction is further expounded in the recently introduced Construction Industry Transformation Program (CITP). CITP aims at driving the Malaysian construction industry to greater height to enable it to achieve its full potentials.

Since 2013, CIDB has been championing the use and adoption of Building Information Modeling (BIM). BIM is a modeling technology and associated set of processes to produce, communicate and analyze digital information models for construction life-cycle (adapted from Eastman et al, 2011). BIM gets people and information working together effectively and efficiently through defined processes and technology. BIM has been acclaimed as the single most important collaborative technology of the decade and has been widely adopted by the more advanced countries.

1.0 ENCOURAGING ADOPTION OF IBS

CIDB started to promote the use of IBS since 2003. Through IBS Roadmap 2003-2010, various programmes have been carried out including introducing new policies, giving incentive, promotion and producing a Coffee Table Book. This book is published to furnish the public on IBS project. CIDB is currently collecting data on IBS projects from 2008 to 2013 for the publication of the next Coffee Table Book this year.

Besides the Coffee Table Book, CIDB will also publish a magazine Construction Technology, abbreviated to IBS Digest. BIS Digest is a magazine that combines information, technology, data, statistics and other info on Industrialised Building System (IBS), Quality Assessment System in Construction (QLASSIC), OSH (Safety & Health) and GREEN. This is the first time the magazine is published. This magazine will be a major platform for the collection of

serta penggunaan pengetahuan dalam aspek ilmiah dan teknikal bagi memantapkan dan merencanakan industri pembinaan negara.

Pusat IBS juga telah bekerjasama dengan Unit Komunikasi Korporat untuk mempromosikan IBS melalui media masa, cetak dan elektronik. Untuk tahun 2015 promosi IBS dilakukan sebanyak tiga kali di TV arus perdana dan dua edisi dalam suratkhbar nasional.

1.1 Seminar/Latihan IBS

1.1.1 Latihan IBS untuk golongan Professional

Bagi meningkatkan kesedaran dan menggalakkan inovasi teknologi, CIDB telah mengadakan beberapa kursus dan seminar kepada penggiat industri pembinaan Malaysia yang menasarkankan golongan profesional seperti jurutera, akitek dan lain lain. Antara kursus yang memberi impak yang besar ialah Program 'Train the Trainer' bagi beberapa modul yang telah ditambahbaik bagi memastikan kandungan yang lebih relevan, komprehensif dan selaras dengan perkembangan industri pembinaan semasa. Program ini diadakan sebanyak empat kali di seluruh Malaysia mengikut zon iaitu Utara, Tengah, Timur dan Selatan. Program ini dihadiri oleh 80 profesional, 20 dari setiap zon.

aspects in order to strengthen and boost the country's construction industry.

IBS Centre has also partnered with the Corporate Communications Unit to promote IBS through the mass media, both print and electronic. For 2015, IBS promotion appeared three times in mainstream TV and two editions in the national newspapers.

1.1 IBS Seminar/Training

1.1.1 IBS training for the Professional

To raise awareness and promote technology innovation, CIDB has organized several courses and seminars for the Malaysian construction industry players, targeting especially the professionals such as engineers, architects and others. Among the courses that have great impact is 'Train the Trainer' programme for some modules that have been improved to ensure that content is relevant, comprehensive and consistent with the current development of construction industry. The programme is held four times throughout the country in four zones, North, Central, East and South. A total of 80 professionals attended the seminar, 20 from each zone.



1.1.2 Program Pelatih ABM dan Kontraktor dalam bidang IBS

Pusat IBS juga telah bekerjasama dengan Bahagian Latihan CIDB, di bawah program Akademi Binaan Malaysia (ABM) untuk melatih dan mengeluarkan tenaga mahir yang dilengkapi dengan kemahiran, standard, kecekapan, kualiti dan produktiviti. Di antara bidang kursus IBS yang ditawarkan adalah seperti berikut;

- a) Aluminium Framework Fabrication
- b) Steel Structure Erection & Fabrication

1.1.2 ABM Trainers and IBS Contractor Training Programme

IBS Centre has worked with Training Division CIDB, under the Akademi Binaan Malaysia (ABM) programme to train and produce skilled workers equipped with the necessary skills, standards, efficiency, quality and productivity. Among the IBS courses offered are as follows;

- a) Aluminium Framework Fabrication
- b) Structural Steel Erection & Fabrication

- c) Precast Concrete Installer
- d) Lightweight Blockwall Installer
- e) Lightweight Panel Installer
- f) Roof Truss Installer (Steel)
- g) Roof Truss Installer (Timber)

Program ini melibatkan program belia, personel dan program ujian penilaian untuk warganegara Malaysia. Seramai 755 orang telah mengikuti kursus IBS bagi tahun 2015.

1.2 Pendaftaran Pengeluar IBS

Salah satu faktor kejayaan penggunaan IBS ialah terdapatnya bilangan komponen dan pengilang IBS berdaftar yang mencukupi. Usaha mendaftarkan komponen dan pengilang IBS telah dimulakan sejak tahun 2003. Hasil daripada beberapa program promosi yang telah dijalankan, terdapat peningkatan dalam jumlah pengeluar-pengeluar komponen IBS yang berdaftar. Sehingga Disember 2015, CIDB, melalui Pusat IBS, telah mendaftarkan sebanyak 399 produk komponen IBS dan 201 syarikat pengeluar IBS seluruh Malaysia.

1.3 Pusat IBS

Pusat IBS ditubuhkan pada tahun 2007 dan berfungsi sebagai pusat rujukan setempat bagi semua agensi kerajaan dan penggiat industri pembinaan. Kebelakangan ini, Pusat IBS makin dikenali oleh industri malah menjadi perhatian oleh pihak akademik. Ini terbukti dengan jumlah bilangan pelawat yang semakin bertambah. Sehingga bulan Disember 2015, seramai 1,494 pelawat telah membuat lawatan ke Pusat IBS. Pelawat terdiri daripada orang awam, wakil dari Agensi Kerajaan/NGO dan pihak Institut Pengajian Tinggi/sekolah.

- c) Precast Concrete Installer
- d) Lightweight Blockwall Installer
- e) Lightweight Panel Installer
- f) Roof Truss Installer (Steel)
- g) Roof Truss Installer (Timber)

The program involves the youths, personnel and evaluation tests programme for Malaysian citizens. A total of 755 people have attended IBS courses for 2015.

1.2 Registration of IBS Manufacturers

One of the success factors for the adoption of IBS is the availability of IBS components and registered IBS manufacturers. Registration of IBS components and manufacturers have been started since 2003. Following from a number of promotional programmes that have been carried out, there was an increase in the number of registered IBS manufacturers and components. Up to December 2015, CIDB, through IBS Center, has registered a total of 399 IBS products and components and 201 IBS manufacturers throughout Malaysia.

1.3 IBS Centre

IBS Centre was established in 2007 and serves as a reference centre for all government agencies and industry players. Lately, the Centre has gained wider recognition by the industry and has been given due consideration by the academia. This is evidenced by the growing number of visitors. As of December 2015, a total of 1,494 visitors visited the IBS Centre, consisting of the general public, representatives of Government Agencies/NGOs and the Institute of Higher Education/schools



1.4 Jawatankuasa Pembangunan Industri IBS

Selaras dengan pelancaran CITP (lihat seksyen 2.0 di bawah), CIDB telah mengambil tindakan proaktif dengan mengadakan sesi kerjasama bersama rakan industri untuk bersama-sama menjayakan objektif CITP. Pada tahun 2015, CIDB telah menubuhkan Jawatankuasa Pembangunan Industri IBS Peringkat Lembaga. Jawatankuasa ini telah dipengerusikan oleh YBhg. Datuk AG Buhtamam AG Mahmud yang juga selaku Anggota Lembaga CIDB. Ahli jawatankuasa terdiri daripada wakil wakil jabatan/agensi Kerajaan seperti ICU JPM, EPU, MITI, JKR, KPKT manakala wakil swasta terdiri daripada PKMM, REHDA, MBAM, PAM, SHAREDADA, AlloyMTD Group dan SP Setia.

2.0 PROGRAM TRANSFORMASI INDUSTRI PEMBINAAN

CITP bertujuan untuk mentransformasikan industri pembinaan agar menjadi industri yang moden, produktif, mampan dan mampu mencapai pertumbuhan yang berterusan bagi membolehkan Malaysia bersaing di dalam dan luar negara. Berikutan penerimaan CITP oleh peringkat tertinggi pentadbiran negara, CITP telah diterapkan ke dalam Rancangan Malaysia Kesebelas (RMKe-11) agar sejajar dengan agenda nasional Malaysia. CITP telah dilancarkan dengan jayanya pada 10 September 2015 oleh YAB Perdana Menteri sempena Minggu Pembinaan Antarabangsa (ICW 2015). CITP dirumus sebagai salah satu pemboleh inovasi yang penting dalam industri pembinaan di negara ini.

Terdapat 18 inisiatif yang telah ditetapkan di dalam CITP dan inisiatif-inisiatif ini akan disokong melalui tiga pemboleh yang dikenalpasti bagi pelaksanaan yang berkesan; kolaborasi industri yang efektif, badan penyelarasan yang kukuh dan tadbir urus yang mantap. Sebagai sebahagian proses tadbir urus, sebanyak 23 Jawatankuasa akan ditubuhkan yang merangkumi satu Jawatankuasa Menteri (CITP-MC), empat Jawatankuasa Teras CITP (CITP-TC) dan 18 Jawatankuasa Inisiatif CITP (CITP-IC). CITP-MC akan dipengerusikan oleh YB Menteri Kerja Raya dan dianggotai oleh kementerian dan agensi berkenaan serta peneraju industri dari sektor swasta. Jawatankuasa ini berperanan untuk memandu dan memantau pelaksanaan CITP pada peringkat tertinggi serta membuat dasar yang perlu untuk menangani halangan dalam mencapai outcome CITP.

CITP juga telah berjaya meraih peruntukan berjumlah RM47.6 juta dalam Rolling Plan Pertama (2016-2017) Bajet RMKe-11. Ini jelas menunjukkan Kerajaan Persekutuan mengambil berat tentang transformasi industri pembinaan Malaysia dan bertekad untuk mencetus perubahan yang signifikan bagi kesejahteraan rakyat.

1.4 IBS Industry Development Committee

In line with the launch of CITP (please see section 2.0), CIDB has taken proactive action to convene a session with industry partners to jointly achieve objectives of CITP. In 2015, CIDB established the IBS Industry Development Committee at the Board of Directors level. The Committee is chaired by Datuk AG Buhtamam AG Mahmud who is also a Member of the CIDB Board. The committee comprises of representatives from government departments /agencies such as ICU , EPU , MITI , JKR , KPKT while the private sector representatives are PKMM, REHDA, MBAM, PAM SHAREDADA, AlloyMTD Group and SP Setia.

2.0 CONSTRUCTION INDUSTRY TRANSFORMATION PROGRAMME (CITP)

CITP is set to transform the Malaysian construction industry to become a modern, productive and sustainable industry, capable of achieving sustained growth for Malaysia to compete in and outside the country. Following the adoption of CITP by the highest levels of national administration, CITP has been incorporated into the Eleventh Malaysia Plan (RMKe-11) to be in line with Malaysia's national agenda. CITP has been successfully launched on 10th September 2015 by the Prime Minister in conjunction with the International Construction Week (ICW 2015). CITP has been formulated to be one of the key enablers of innovation in the construction industry in this country.

There are 18 initiatives that have been set in the CITP and these initiatives will be supported through three enablers that have been identified for effective implementation; (i) an effective industry collaboration, (ii) strong coordinating body, and (iii) sound governance. As part of the governance process, as many as 23 committees will be formed comprising one Ministerial Committee CITP (CITP-MC), four CITP Thrust Committees (CITP-TC) and 18 CITP Initiative Committees (CITP-IC). CITP-MC will be chaired by the Minister of Works and comprise of relevant ministries and agencies as well as industry leaders from the private sector. The committee's role is to guide and monitor the implementation of the CITP at the highest level and formulate the necessary policies to handle obstacles in achieving the outcome CITP.

CITP has also secured an allocation of RM47.6 million in the 1st Rolling Plan (2016-2017) RMKe-11 Budget. This is a clear indication that the Federal Government is concerned about the transformation of the construction industry in Malaysia and intends to trigger a significant change for the betterment of the citizen.

3.0 PENGGUNAAN BUILDING INFORMATION MODELING (BIM)

CIDB terus menggalakkan penggunaan 'Building Information Modeling (BIM)' bagi memastikan industri pembinaan sentiasa proaktif dan produktif. Di antara program yang telah dijalankan ialah seminar kesedaran BIM kepada Kontraktor. Sebanyak tujuh seminar telah diadakan sepanjang tahun 2015 dan sejumlah 800 peserta telah menyertai program ini. Selain memberi kesedaran kepada pihak kontraktor, CIDB juga mengadakan sesi BIM Bootcamp di mana sasaran peserta adalah golongan professional. Program ini mendapat kerjasama dari Pertubuhan Arkitek Malaysia (PAM).

Bagi memberi pendedahan kepada pihak kontraktor dalam BIM, pihak CIDB juga telah mengadakan kursus 'Affordable BIM Training' yang dikendalikan oleh tenaga pengajar terlatih dan sebanyak tiga belas sesi latihan telah diadakan. Seramai 50 peserta telah mendapat pendedahan dan latihan mengenai menggunakan pelbagai perisian BIM seperti Revit dan ArchiCAD.

4.0 REKABENTUK KEDIAMAN MAMPAN YANG BERINOVATIF

Pada tahun 2015, CIDB telah meneruskan kajian dan penyelidikan mengenai affordable and Sustainable House Design for Middle Income Group in Klang Valley.

Turut dibangunkan ialah 'Guideline on Peat Soil Treatment Method in Sarawak for Construction Industry'.

3.0 ADOPTION OF BUILDING INFORMATION MODELING (BIM)

CIDB continues to promote the adoption of Building Information Modeling (BIM) to ensure that the construction industry continues to be proactive and productive. Among the programmes that have been carried out is BIM awareness seminars to the contractors. A total of seven seminars were held during 2015 and a total of 800 participants took part in this programme. Besides giving awareness to the contractor, CIDB also organised BIM Bootcamp session targeted towards the professionals. The programme was held with the cooperation of the Malaysian Institute of Architects (PAM).

To provide exposure to the contractor on BIM, CIDB has also initiated 'Affordable BIM Training' courses conducted by trained instructors and thirteen practice sessions were held. A total of 50 participants have gained exposure and training on using various BIM software such as Revit and ArchiCAD.

4.0 SUSTAINABLE INNOVATION OF HOUSING DESIGN

In 2015, CIDB continues with the study on Affordable and Sustainable House Design for Middle Income Group in the Klang Valley.

Also developed is a Guideline on Peat Soil Treatment Method in Sarawak for the Construction Industry.

Meningkatkan Industri Pembinaan Mampan

Enhancing Sustainable Construction Industry

Dalam arus pembinaan yang pesat, para penggiat industri pembinaan bertanggungjawab bagi memastikan pembangunan yang mampan dilaksanakan secara berterusan. Fokus utama ialah peningkatan pembinaan mampan, peninggian kualiti dalam pembinaan, peningkatan kesihatan dan keselamatan pekerja dan penambahan kualiti bahan binaan. Meningkatkan industri pembinaan mampan memerlukan inovasi dalam semua proses pembinaan dan pembangunan peralatan termasuk perkakasan dan perisian yang dapat menyumbang kepada pencapaian pembinaan mampan. Di sebahagian besar negara-negara maju, agenda pembinaan mampan telah dijadikan agenda utama pembangunan negara. Malaysia sedang bergerak ke arah itu dan CIDB dan industri pembinaan perlu terus meningkatkan usaha untuk mencapai pembinaan mampan selaras dengan keperluan negara. Ini penting, kerana, apa yang dihasilkan sekarang akan mempengaruhi kehidupan dan kelestarian generasi akan datang.

1.0 PENGURUSAN KUALITI MENERUSI QLASSIC

1.1 Penilaian QLASSIC untuk 2015

Pada tahun 2015, sebanyak 303 projek bangunan telah berdaftar untuk Penilaian QLASSIC. Daripada 303 projek yang didaftarkan untuk QLASSIC, 270 projek telah berjaya dinilai. Mengikut statistik CIDB, jumlah projek bangunan yang berdaftar dengan CIDB pada tahun 2015 ialah 3,716. Ini bermakna kadar pelaksanaan QLASSIC terhadap projek bangunan yang berdaftar ialah 7.3%. Terdapat peningkatan dari segi kadar pelaksanaan QLASSIC berbanding 5.7% pada tahun 2014 dan 3.0% pada tahun 2013. Carta I menunjukkan bilangan penilaian yang telah dibuat sejak tahun 2007.

In this era of rapid development, construction industry players are responsible for ensuring that sustainable development is an ongoing process. The main focus is the enhancement of sustainable construction, increasing the quality of the construction, improving the culture of occupational health and safety and enhancing the quality of building materials. Improvement to sustainable construction requires innovation in all processes of construction and development of tools, including hardware and software that could contribute to the achievement of sustainable construction. In most developed countries, sustainable development agenda is a major agenda for national development. Malaysia is moving towards this and CIDB and construction industry need to continue to enhance the efforts to achieve the sustainable construction inline with national requirements. This is important because, what is being constructed now will affect the lifestyle and sustainability of future generations.

1.0 QUALITY MANAGEMENT USING QLASSIC

1.1 QLASSIC Assessment for 2015

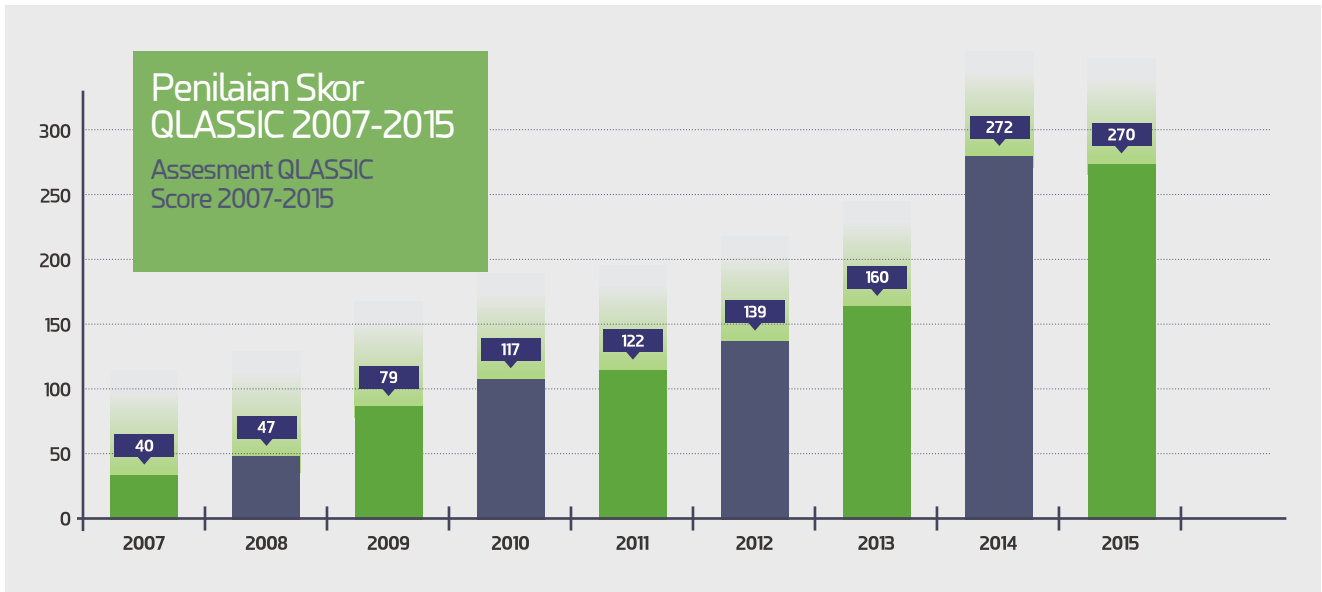
In 2015, a total of 303 building projects have been registered to be assessed using QLASSIC and 270 projects were evaluated. According to CIDB statistics, the number of building projects registered with CIDB in 2015 is 3,716. This brings to around 7.3% of buildings that have been evaluated using QLASSIC. This shows an increase in the rate of implementation QLASSIC compared to 5.7% in 2014 and 3.0% in 2013. Chart I shows the number of QLASSIC evaluation that has been made since 2007.

Projek terbaik keseluruhan untuk tahun 2015 ialah Edusar Resources yang dimiliki oleh Edusar Resources Sdn. Bhd. (pemaju) dan Hock Peng Furniture & General Contractor Sdn. Bhd. dan Naim Engineering (kontraktor) masing-masing yang memperoleh skor QLASSIC

85%

Best overall project for 2015 is Edusar Resources owned by Edusar Resources Sdn. Bhd. (developer) Hock Peng Furniture & General Contractor Sdn. Bhd. dan Naim Engineering (contractor) with a QLASSIC score of

85%



Carta I : Bilangan projek yang dinilai dengan QCLASSIC 2007 – 2015 Chart I : Number of projects assessed using QCLASSIC 2007 - 2015

Dari segi purata skor QCLASSIC, statistik tahun 2015 menunjukkan ianya berada pada paras 72.5%. Pencapaian ini merupakan peningkatan berbanding 69.9% pada tahun sebelumnya dan merupakan purata skor terbaik sejak 2007. Peningkatan ini membuktikan kontraktor-kontraktor semakin terampil dan mampu melaksanakan kerja-kerja bangunan yang berkualiti. Carta II menunjukkan purata skor QCLASSIC sejak 2007.

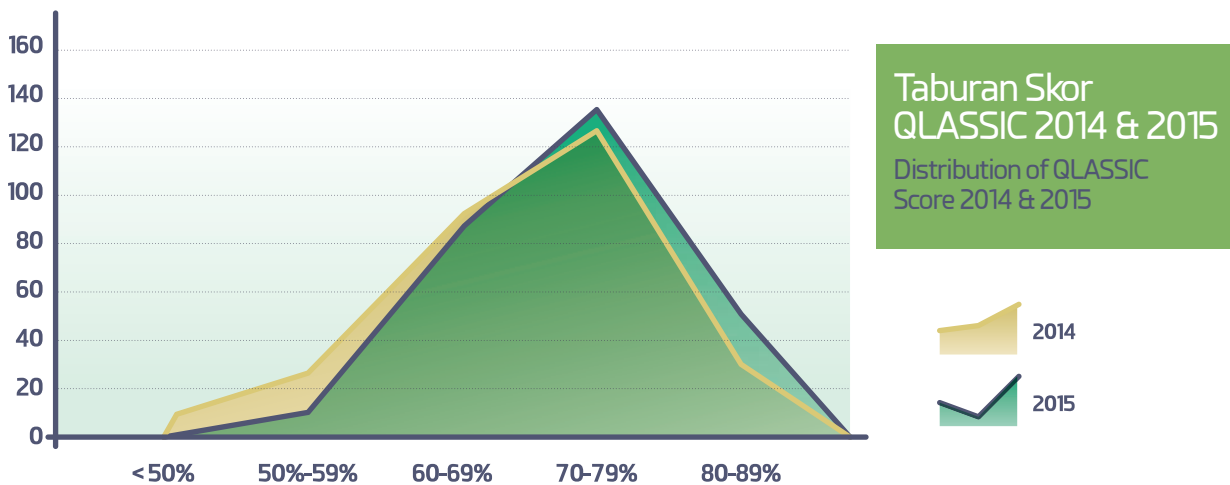
In terms of average QCLASSIC score, the 2015 statistics shows it stands at 72.5%. This is an improvement over 2014 when the average score was 69.9% and this average score is the best since 2007. This improvement confirms that the contractors are more skilled and are able to produce quality building works. Chart II shows the average QCLASSIC Score from 2007 to 2015.



Carta II : Purata Skor QCLASSIC 2007 – 2015 Chart II : Average QCLASSIC Score 2007 – 2015

Sementara itu, Carta III pula memberi butiran taburan skor QLASSIC untuk 2014 dan 2015. Ternyata terdapat penambahan bilangan projek yang mendapat skor yang lebih tinggi.

Meanwhile, Chart III provides details of the distribution of QLASSIC scores for 2014 and 2015. It is obvious that there has been an increase in the number of projects getting higher scores.



Carta III : Taburan skor QLASSIC 2014 dan 2015 Chart III : Distribution of QLASSIC score 2014 and 2015

1.2 Program Kualiti di bawah CITP

Antara sasaran yang penting CITP ialah mewajibkan QLASSIC untuk projek bangunan kerajaan menjelang 2018 dan 2020 untuk projek swasta. Di samping itu, QLASSIC juga akan dijadikan sebagai salah satu faktor penentuan terhadap proses penganugerahan tender kepada kontraktor. Pada masa yang sama, skop penilaian QLASSIC akan diperluaskan ke kerja-kerja struktur serta mekanikal dan elektrik. Pangkalan data online juga akan dibangunkan untuk rujukan industri, agensi kerajaan, bank, masyarakat umum dan sebagainya. Promosi dan latihan akan dipergiatkan khususnya kepada golongan profesional seperti arkitek dan jurutera. Selain itu, QLASSIC bakal dijadikan elemen dalam perjanjian Sales & Purchase (S&P) antara pemaju dan pembeli agar kualiti bangunan dapat dipertingkatkan serta hak pembeli sentiasa dipelihara.

1.3 Kolaborasi bersama Penggiat Industri

Untuk menggalakkan lagi penggunaan QLASSIC, CIDB terus menjalin hubungan dengan penggiat industri melalui perbincangan dan menandatangani memorandum persefahaman (MoU). Pada tahun 2015, sesi penerangan dan perbincangan telah diadakan dengan tujuh belas pemaju dan kontraktor yang melaksanakan projek di Cyberjaya untuk pelaksanaan QLASSIC di projek-projek berkenaan. CIDB menerusi anak syarikat, CIDB Holding juga telah berjaya menandatangani MoU dengan MK Land Holding Berhad dan Mcdonnell Dowell Malaysia (MCD). Dengan termeterainya MoU, pihak berkenaan akan memberi komitmen sepenuhnya dalam memastikan Penilaian QLASSIC diterapkan ke dalam kesemua projek yang akan dilaksanakan nanti.

1.2 Quality programme under CITP

Among the more important goal of CITP is to make it mandatory for all government buildings to be assessed using QLASSIC by 2018 and for private sector by 2020. In addition, QLASSIC will also serve as one of the determining factors in the process of awarding the tender to a contractor. At the same time, the scope of QLASSIC will be extended to structural, as well as mechanical and electrical works. Online database will also be developed for reference by the industry, government agencies, banks and the general public. Promotion and training will be intensified, especially to the professionals such as the architects and the engineers. In addition, QLASSIC will be an important element in the Sales & Purchase (S&P) Agreement between the developer and the buyer to enhance building quality and maintaining the rights of the purchasers.

1.3 Collaboration with the Industry Players

To further promote the use of QLASSIC, CIDB reinforces cooperation with industry players through discussions and signing of a number of Memorandum of Understanding (MoU). In 2015, information sessions and discussions were held with seventeen developers and contractors with projects in Cyberjaya for implementation of QLASSIC in the projects. CIDB through its subsidiary, CIDB Holding, has successfully signed MoUs with MK Land Holdings Berhad and Malaysia Mcdonnell Dowell (MCD). With the signing of the MoU, the parties concerned will be fully committed to ensuring QLASSIC Assessment is applied to all the projects that will be implemented.



2.0 PENGURUSAN KESELAMATAN DAN KESIHATAN DALAM INDUSTRI PEMBINAAN

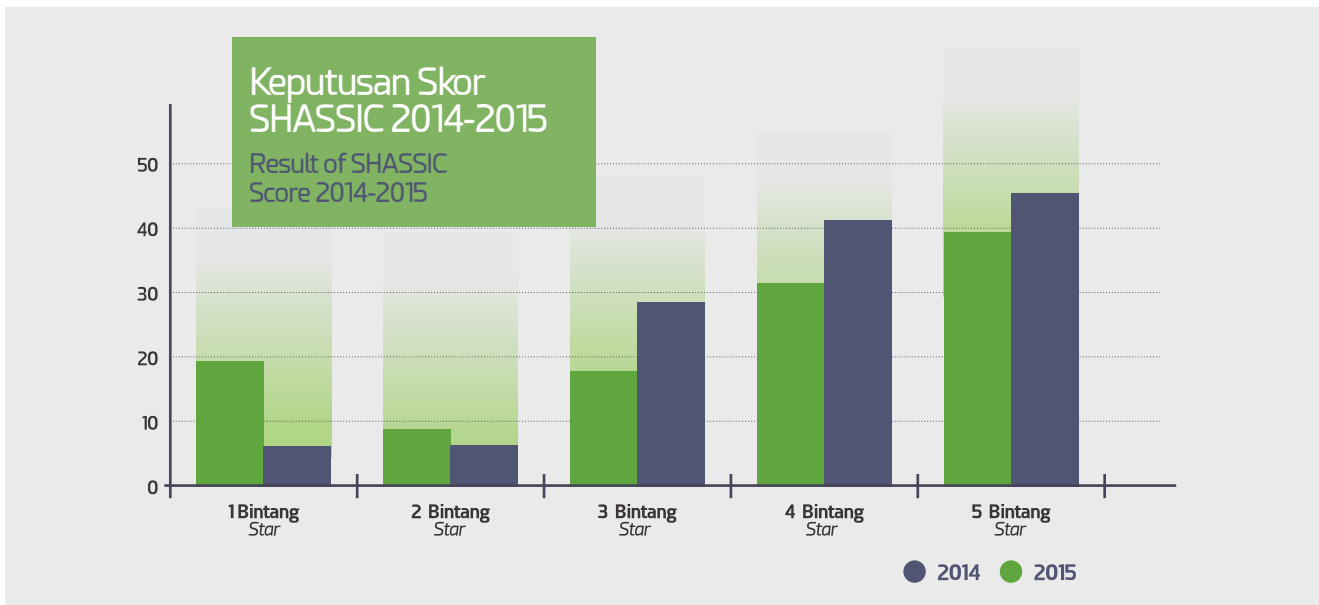
2.1 Penilaian SHASSIC

Sepanjang tahun 2015, sejumlah 129 (2014, 118) projek pembinaan telah dinilai melalui "Safety & Health Assessment System in Construction" (SHASSIC) yang menasaskan projek yang kemajuan semasanya diantara 25 – 75%. Anugerah bintang yang paling tinggi diperolehi adalah Lima Bintang yang merangkumi projek-projek perumahan, bangunan kemersial, MRT dan LRT. Purata skor bagi tahun 2015 adalah Empat Bintang (2014, Tiga Bintang). Carta VI menunjukkan keputusan skor SHASSIC untuk 2014 dan 2015. Ternyata keputusan 2015 lebih baik berbanding dengan keputusan pada tahun 2014.

2.0 SAFETY AND HEALTH MANAGEMENT IN CONSTRUCTION INDUSTRY

2.1 SHASSIC Assessment

During 2015, a total of 129 (2014, 118) construction projects managed to be assessed using "Safety & Health Assessment System in Construction" (SHASSIC) for projects which are between 25% - 75% completed. The highest score achieved is Five Star. Average score for 2015 is Four Star (2014, Three Star). Chart VI shows the results of SHASSIC scores for 2014 and 2015. It is obvious that results for 2015 are a lot better than results for 2014.



Carta IV : Statistik skor SHASSIC 2014 dan 2015 Chart IV : Statistics for SHASSIC score for 2014 and 2015

2.2 Program Keselamatan dan Kesihatan di bawah CITP

Seperti juga QCLASSIC, SHASSIC telah dikenalpasti sebagai salah satu inisiatif utama di bawah CITP. Antara sasaran yang penting ialah meningkatkan tahap keselamatan dan kesihatan di tapak kerja dan mengawal paras minimum kemudahan yang disediakan untuk pekerja-pekerja industri binaan menjelang tahun 2018.

2.3 Kajian Semula CIS 10:2008

Pada tahun 2015, dokumen CIS10:2008 (Sistem Penilaian Keselamatan Dan Kesihatan Dalam Industri Pembinaan, SHASSIC) telah dikemaskini selaras dengan keadaan semasa dalam industri pembinaan. Terdapat penambahan dalam senarai semak sedia ada. Sebanyak dua bengkel telah diadakan bersama jawatankuasa teknikal dan 'public comment' akan diadakan pada tahun 2016 yang kemudiannya akan diikuti dengan pelancaran CIS10 yang baru.

2.4 Kolaborasi bersama Penggiat Industri

Bagi mengeratkan lagi jalinan kerjasama industri dalam melaksanakan SHASSIC untuk projek bangunan, CIDB terus mengadakan pertemuan, perbincangan dan menandatangani memorandum persefahaman (MoU) dengan penggiat industri. Pada tahun 2015, sesi penerangan dan perbincangan telah diadakan sebanyak 10 kali dengan pemaju dan kontraktor yang ingin melaksanakan SHASSIC di projek-projek yang mereka laksanakan. CIDB, menerusi anak syarikat CIDB Holdings, telah berjaya menandatangani MoU dengan MK Land Holding Berhad, Sunway Construction Berhad dan Mcdonnell Dowell Malaysia (MCD). Dengan termeterainya MoU ini, pihak-pihak berkenaan memberikan komitmen sepenuhnya dalam memastikan Penilaian SHASSIC diterapkan ke dalam kesemua projek bangunan pada masa akan datang.

2.2 Safety and Health Programme under CITP

Similar to QCLASSIC, SHASSIC has been identified as one of key initiatives under the CITP. Among its important goals is to increase the level of safety and health at the worksite and to control the minimum levels of amenities provided to construction industry workers by 2018.

2.3 Review of CIS 10:2008

In 2015, the document CIS10:2008 (Occupational Safety and Health Assessment System In Construction, SHASSIC) have been revised and updated in line with the current situation in the construction industry. There is an increase in the existing checklist. A total of two workshops were held with the technical committee and 'public comment' will be held in 2016, which will then be followed by the launch of new CIS10.

2.4 Collaboration with the Industry Players

To strengthen industry cooperation in implementing SHASSIC for building projects, CIDB continues to hold meetings, discussions and sign memorandum of understanding (MoU) with industry players. In 2015, 10 information sessions and discussions have been held with the developers and contractors who wish to implement SHASSIC in the projects. CIDB through subsidiaries CIDB Holding, has successfully signed MoUs with MK Land Holdings Berhad, Sunway Construction Berhad and Mcdonnell Dowell Malaysia (MCD). With the signing of this MoU, the parties commit to apply SHASSIC to all building projects in the future.



2.5 QCLASSIC dan SHASSIC Roadshows (QSR)

Ekoran maklumbalas daripada pemaju dan kontraktor untuk mengadakan sesi penerangan di negeri masing-masing, CIDB telah menganjurkan program 'QCLASSIC and SHASSIC Roadshow 2015' (QSR). Sebanyak enam sesi QSR telah dijalankan untuk tahun 2015 bertempat di Seremban, Johor Bahru, Kuantan, Kota Bahru, Kuala Terengganu dan Kuala Lumpur. Pengisian QSR termasuklah pengenalan, perkongsian pengalaman industri dan kursus berkaitan dengan QCLASSIC dan SHASSIC. Bagi mewujudkan ruang saling berinteraksi, sesi meja bulat diadakan dalam setiap QSR di mana wakil CIDB dan para penceramah akan berbincang secara terperinci bersama dengan peserta-peserta yang dibahagikan kepada beberapa kumpulan kecil. Seramai 700 peserta telah mengikut enam siri QSR tersebut.

2.3 Latihan Kesihatan dan Keselamatan Pekerja

Latihan ini disasarkan kepada pekerja yang mendaftar sebagai pekerja binaan dengan CIDB. Sasaran 2015 ialah untuk memberi penerangan asas tentang keselamatan dan kesihatan pekerjaan di tapak bina. Tahun ini CIDB berjaya melatih 211,305 orang (2014, 214,913) pekerja berbanding sasaran awal 200,000 orang pekerja.

2.5 QCLASSIC and SHASSIC Roadshow (QSR)

Following feedback from developers and contractors to hold information sessions in their respective states, CIDB has organised the QCLASSIC and SHASSIC Roadshow 2015 programme (QSR). A total of six sessions were conducted in Seremban, Johor Bahru, Kuantan, Kota Bahru, Kuala Terengganu and Kuala Lumpur. QSR session include the introduction, sharing of experience and industry-related courses QCLASSIC and SHASSIC. To create space interact with each other, a roundtable session was held in each QSR where representatives from CIDB and the speakers will discuss in detail with the participants who were divided into small groups. A total of 700 participants have attended the six QSR series.

2.3 Safety and Health Training for Personnel

This training is aimed at employees who are registered as construction workers with CIDB. The target for 2015 is to impart basic information on the good practices of occupational safety and health at construction sites. This year CIDB succeeded in training 211,305 (2014, 214,913) employees compared to the initial target of 200,000 employees.

3.0 PROGRAM TEKNOLOGI HIJAU DALAM PEMBINAAN

3.1 Program Pembangunan MyCREST

MyCREST ialah satu sistem penilaian bangunan hijau yang telah dibangunkan hasil kerjasama Kementerian Kerja Raya dan Jabatan Kerja Raya (JKR). MyCREST ialah singkatan daripada Malaysian Carbon Reduction and Environmental Sustainability Tool. MyCREST merupakan sebuah sistem penilaian yang mengintegrasikan impak kelestarian dengan indikator bagi sesebuah bangunan.

MyCREST mula digunakan bagi projek-projek seliaan CIDB dan juga Jabatan Kerja Raya pada tahun 2014. Pada hujung 2015, JKR telah menetapkan semua projek melebihi RM50 juta mesti menjalani penilaian MyCREST. Ini merupakan indikator positif berkaitan penerimaan MyCREST bagi projek-projek milik kerajaan. Namun begitu, usaha perlu dipergiatkan bagi memastikan MyCREST turut diterima dan digunakan bagi projek swasta.

3.2 Taklimat MyCREST kepada Penggiat Industri

Pada tahun 2015 juga, beberapa siri taklimat telah dijalankan secara khusus dengan kumpulan atau pasukan projek bagi memastikan ahli pasukan memahami dengan lebih jelas tentang sistem penilaian MyCREST. Taklimat-taklimat tersebut telah diberi kepada Pasukan Projek Pembangunan CIDB Johor, ABM Sabah dan CIDB Sarawak, Syarikat Pembinaan BLT Sdn Bhd yang merupakan kontraktor yang dilantik bagi projek milik Polis Diraja Malaysia, dan Pihak Berkuasa Tempatan. Taklimat juga turut diadakan untuk Kementerian dan Agensi Pelanggan JKR bagi memberi kefahaman tentang MyCREST berikutan pelaksanaan Arahan JKR bagi penilaian MyCREST untuk projek-projek RM50 juta ke atas.

3.3 Penubuhan Pusat Kecemerlangan bagi Pembinaan Mampan

Pada tahun 2015 juga, CIDB telah mengambil satu langkah ke hadapan dengan komitmen untuk menubuhkan satu pusat kecemerlangan (COE) dalam pembinaan mampan. Pusat Kecemerlangan ini akan dijadikan sebagai sebuah institusi rujukan bagi perkara-perkara yang melibatkan pembinaan mampan, menjalankan kajian-kajian yang berkaitan, menjalankan fungsi penilaian dan akreditasi bagi projek infrastruktur dan bangunan mampan, menjalankan kerjasama dengan institusi di dalam dan luar negara berkaitan pembinaan mampan serta menjalankan program-program latihan di peringkat leadership dan pelaksanaan di dalam dan luar negara.

Beberapa program kerjasama telah dijalankan bagi tujuan penubuhan Pusat Kecemerlangan ini antaranya dengan University Harvard, USA, Universiti Sains Malaysia (USM) dan Universiti Putra Malaysia (UPM). Dipenghujung tahun

3.0 GREEN TECHNOLOGY PROGRAMME IN CONSTRUCTION

3.1 MyCREST Development Programme

MyCREST is a green building rating system that was developed with the cooperation of the Ministry of Works and Public Works Department (PWD). MyCREST is short for Malaysian Carbon Reduction and Environmental Sustainability Tool. MyCREST is an integrated impact assessment system with indicators for sustainability of a building.

MyCREST began to be adopted for projects supervised by CIDB and the Public Works Department in 2014. At the end of 2015, PWD has mandated all projects above RM50 million to undergo MyCREST assessment. This is a positive indicator regarding acceptance of MyCREST for projects owned by the government. However, efforts must be intensified to ensure MyCREST is also accepted and used for private sector projects

3.2 MyCREST Briefings to Industry Players

In 2015 also, a series of briefings were conducted specifically for project team members to ensure that team members have a better understanding of the rating system MyCREST. Briefings were given to CIDB project development teams from CIDB Johor, Sabah ABM and CIDB Sarawak, BLT Construction Sdn Bhd, which is the contractor hired for the project owned by the Royal Malaysian Police, and Local Authorities. Briefings were also held for the client Ministries and Agencies of PWD to provide an understanding of the implementation of the JKR directive on use of MyCREST assessment for projects above RM50 million.

3.3 Establishment of Centre of Excellence for Sustainable Construction

In 2015 too, CIDB has taken a step forward with the commitment to establish a center of excellence for sustainable construction. The Centre of Excellence will serve as a reference institution for matters involving sustainable construction, carry out related studies, carry out assessment and accreditation functions for sustainable infrastructure and building projects, carry out collaborations with institutions at home and abroad related to sustainable construction and conduct training programs at the leadership and executive levels inside and outside the country.

In setting up the Centre of Excellence, several collaborative programmes have been carried with Harvard University, USA, Universiti Sains Malaysia (USM) and University Putra Malaysia (UPM). At the end of 2015, CIDB has agreed to

2015, CIDB telah bersetuju untuk memperkukuhkan fungsi dan peranan Construction Research Institute of Malaysia, CREAM untuk dijadikan sebagai Pusat Kecemerlangan Pembinaan Mampan.

3.4 Pembangunan Sistem Penilaian Infrastruktur Mampan

Berikutan banjir besar yang melanda Malaysia di penghujung tahun 2014, banyak infrastruktur musnah dan ianya memberi kesan yang amat ketara dari sudut ekonomi dan sosial kepada masyarakat setempat. Pembinaan semula infrastruktur-infrastruktur ini seperti jalan raya, bangunan sekolah serta jambatan menelan kos sehingga jutaan ringgit. Ini membuktikan bahawa infrastruktur yang sedia ada ketika ini tidak mempunyai daya tahan (resilient) terhadap perubahan cuaca.

Sehubungan dengan itu, CIDB bercadang membangunkan satu sistem penilaian bagi memastikan projek-projek infrastruktur yang dibangunkan mempunyai daya tahan perubahan cuaca selain mempunyai elemen hijau dalam peringkat awal perancangan projek. Beberapa siri forum dan seminar telah diadakan ke arah mencapai matlamat ini. Antaranya;

1. Planning for a better future through sustainable infrastructure
2. Ensuring climate resiliency of buildings and infrastructure

Berikutan maklumat awal yang didapati, CIDB akan mengkaji kemungkinan mengadaptasi sistem sedia ada yang telah dibangunkan di negara-negara lain seperti CEEQUAL, ENVISION dan ISCA untuk disesuaikan dengan keadaan di negara ini.

strengthen the role and functions Construction Research Institute of Malaysia, CREAM to serve as Centre of Excellence for Sustainable Construction.

3.4 Development of Sustainable Infrastructure Assessment System

Following the big floods that swept large parts on Malaysia at the end of 2014, much of the infrastructure were destroyed and caused significant impact in terms of economic and social benefits to the local community. Reconstruction of infrastructures such as roads, bridges and school buildings, cost millions of ringgit. This proves that the existing infrastructures are not resilient to climatic changes.

Accordingly, CIDB intends to develop an evaluation system to ensure that infrastructure projects developed are resilient to climate changes and features green element incorporated at the early stages of project planning. A series of forums and seminars were held to achieve the above goal. Among them;

1. Planning for a better future through sustainable infrastructure
2. Ensuring climate resiliency of buildings and infrastructure

Following the preliminary information available, CIDB will examine the possibility of adapting existing systems that have been developed in other countries such as CEEQUAL, ENVISION and ISCA, with the situation in the country.



3.5 Program Penggalakkan Amalan Baik Pengurusan Sisa Bahan Binaan

Salah satu program yang menjadi keutamaan di CIDB adalah program penggalakkan amalan baik pengurusan sisa bahan binaan. CIDB bekerjasama erat dengan Jabatan Pengurusan Sisa Pepejal Negara dan SW Corp dalam menyalurkan maklumat-maklumat yang dapat membantu industri dalam menguruskan sisa bahan binaan dengan lebih efektif. Ini termasuk menerusi penerbitan Standard Malaysia, garis panduan, penganjuran seminar, penulisan artikel serta beberapa program promosi yang lain.

Pada 17 November 2015, seminar bertajuk Towards Sustainable Construction Waste Management telah diadakan di Seri Pacific Hotel Kuala Lumpur. Ianya merupakan salah satu medium untuk menyampaikan maklumat berkaitan kepada penggiat industri pembinaan.

3.5 Programme for Promotion of Best Practices in Construction Waste Management

One of the priority programmes in CIDB is the promotion of good practices in managing construction wastes. CIDB works closely with the National Solid Waste Management Department and the SW Corp to distribute information that can assist in managing construction wastes more effectively. This includes through the publication of Standard Malaysia, guidelines, organizing seminars, publishing articles and some other promotional programmes.

On 17 November 2015, a seminar on Towards Sustainable Construction Waste Management was held at Seri Pacific Hotel Kuala Lumpur. It is used as a medium to deliver relevant information to industry players



Mempromosi Industri Pembinaan

Promoting Construction Industry

CIDB mempromosikan industri pembinaan untuk mempamerkan imej industri bersih, cekap dan efisien di persada tempatan dan global melalui dua platform utama. Platform ini ialah Minggu Pembinaan Antarabangsa (International Construction Week - ICW) dan Anugerah Kecemerlangan Industri Pembinaan (Malaysian Construction Industry Excellent Award - MCIEA) yang mengiktiraf kecemerlangan pembinaan melalui penganugerahan awad di peringkat nasional. Oleh kerana tahun ini juga merupakan tahun ke 20 penubuhan CIDB, beberapa program pengiktirafan kejayaan industri dan CIDB sendiri telah diadakan. Antara program ini termasuklah pengiktirafan Felo CIDB yang telah memberi sumbangan yang signifikan kepada industri dan pendokumentasian usaha CIDB selama 20 tahun memacu transformasi industri pembinaan. Beberapa program sampingan juga telah dilaksanakan termasuklah program-program tanggungjawab sosial korporat (corporate social responsibility - CSR).

1.0 ICW 2015

ICW kali kelima belas ini telah diadakan daripada 7 hingga 11 September 2015 di Pusat Dagangan Dunia Putra dan dirasmikan oleh Perdana Menteri Malaysia, YAB Dato' Sri Najib Tun Razak. Bertemakan 'Building a Greener Future', ICW merupakan acara tahunan terbesar dan paling penting bagi industri pembinaan yang meliputi spektrum penuh industri pembinaan di seluruh Malaysia dan Asia Tenggara. Acara ini membawa bersama-sama pemain industri pembinaan untuk mempamerkan, belajar, membina perkongsian dan berkongsi idea-idea yang inovatif. ICW 2015 telah disokong lebih daripada 20 agensi kerajaan dan organisasi swasta. Selain Malaysia, peserta industri utama dari UK, China, Taiwan, Jepun, Australia dan Singapura turut mengambil bahagian dalam mempamerkan produk dan perkhidmatan masing-masing.

Acara kemuncak ICW 2015 adalah majlis pelancaran Construction Industry Transformation Programme (CITP) yang telah dirasmikan oleh YAB Perdana Menteri Malaysia pada 10 September 2015 di Dewan Tun Hussein Onn, PWTC. Majlis telah dihadiri oleh lebih daripada 1,000 tetamu dari Malaysia dan luar negara.

CIDB promotes the construction industry, demonstrating an industry that is respectable, efficient and effective at the local and global market place, through two major platforms. These are the International Construction Week (ICW) and Malaysian Construction Industry Excellent Award (MCIEA), a national effort to recognize excellence in construction. Since 2015 is also the 20th anniversary of CIDB, programs acknowledging the success of the industry and CIDB itself were organised. These include the recognition of Fellows of CIDB who have made significant contribution to the industry and documenting of the success stories of CIDB in leading the industry transformation for the past 20 years. A number of supplementary programs were also held including several corporate social responsibility programs.

1.0 ICW 2015

The 15th installment of ICW was held from 7 to 11 September 2015 at Putra World Trade Centre and officiated by the Prime Minister, YAB Dato' Sri Najib Tun Razak. Themed 'Building a Greener Future', ICW is the largest and the most important annual event for construction industry covering the full spectrum of construction industry across Malaysia and South East Asia. The event brings together construction industry players to showcase, learn, build partnerships and share innovative ideas. ICW 2015 is supported by more than 20 government agencies and private sector organisation. Apart from Malaysia, key industry players from UK, China, Taiwan, Japan, Australia and Singapore participated in showcasing their products and services.

The highlight of ICW 2015 was the launch of CITP which was inaugurated by YAB the Prime Minister of Malaysia on 10 September 2015 at Dewan Tun Hussein Onn, PWTC. More than 1,000 guests from Malaysia and abroad attended the event.

2.0 MCIEA

Anugerah Kecemerlangan Industri Pembinaan Malaysia (MCIEA) merupakan acara tahunan yang dianugerahkan kepada syarikat dan individu yang telah mempamer dan menyumbang kepada prestasi cemerlang industri pembinaan negara. Tahun ini sebanyak enam kategori telah dipertandingkan dan kategori itu adalah;

1. Anugerah Kontraktor Terbaik (Gred G1 – G6)
2. Anugerah Projek Terbaik (Infrastruktur & Bangunan)
3. Anugerah Pencapaian Antarabangsa
4. Anugerah Khas
5. Anugerah Individu
6. Anugerah Tokoh Jurubina (Gred G7)

MCIEA 2015 telah diadakan pada 11 September 2015 bertempat di Hotel Mandarin, Kuala Lumpur. Anugerah pada malam tersebut telah disampaikan oleh YB Dato' Sri Hj. Fadillah Haji Yusof, Menteri Kerja Raya. Sebanyak 18 syarikat kontraktor dan tiga tokoh industri telah dinobatkan sebagai penerima-penerima manakala enam penerima telah diberi pengiktirafan khas MCIEA 2015. Seramai 760 tetamu yang telah hadir pada malam tersebut.

3.0 SAMBUTAN ULANGTAHUN 20 TAHUN PENUBUHAN CIDB

Majlis Jamuan Makan Malam sempena sambutan ulangtahun ke-20 CIDB Malaysia telah dihadiri 700 tetamu yang terdiri daripada kakitangan CIDB, anak syarikat, penggiat industri, rakan agensi serta pegawai kerajaan. Majlis gilang gemilang ini telah dirasmikan oleh YB Menteri Kerja Raya Malaysia serta turut dihadiri oleh mantan-mantan Pengerusi dan Ketua Eksekutif CIDB Malaysia. Aktiviti-aktiviti yang dianjurkan bersempena sambutan ulangtahun ke-20 adalah seperti berikut:

i. Pengiktirafan Felo CIDB

Salah satu acara kemuncak adalah 'CIDB Fellowship Award'. Seramai 65 Felo CIDB telah diiktiraf untuk menerima Anugerah Felo CIDB dan telah diberikan pengiktirafan di atas jasa serta sumbangan mereka kepada industri pembinaan negara. Felo CIDB terdiri daripada penggiat industri pembinaan.

ii. Pelancaran Coffee Table Book 'Felo CIDB'

Buku ini mencatatkan mengenai latarbelakang, sumbangan serta kejayaan yang telah dilakarkan oleh tokoh-tokoh yang terdiri daripada penggiat industri, kakitangan kerajaan dan swasta.

iii. Penghargaan Kepada 20 Kakitangan CIDB

Seramai 20 orang kakitangan CIDB yang telah berkhidmat selama 20 tahun telah diberi pengiktirafan ke atas jasa serta sumbangan mereka

2.0 MCIEA

MCIEA, Malaysian Construction Industry Excellence Award is an annual award conferred to companies and individuals who have demonstrated and contributed to excellent performance in the nation's building industry. This year, a total of six categories of awards were offered which are;

1. Best Contractor Award (Grade G1 - G6)
2. Best Project Award (Infrastructure & Building)
3. International Achievement Award
4. Special Award
5. Individual Award
6. Builder of the Year Award (Grade G7)

This year's MCIEA was held on 11th September 2015 at the Mandarin Hotel, Kuala Lumpur. The presentation of awards was solemnised by YB Dato' Sri Hj. Fadillah Haji Yusof, Minister of Works. A total of 18 contractors and three industry leaders have been named as recipients and six other recipients were given special MCIEA recognition. A total of 760 guests were present at the event.

3.0 20TH ANNIVERSARY OF ESTABLISHMENT CIDB

700 guests comprising of CIDB staff, subsidiaries, industry players, partner agencies and government officials attended dinner in conjunction with 20th Anniversary Celebration of CIDB Malaysia. The glittering ceremony was officiated by the Works Minister and was also attended by the former Chairman and Chief Executive of CIDB Malaysia. Activities organized to commemorate the 20th anniversary are as follows:

i. Recognition of CIDB Fellows

One of the highlights is "CIDB Fellowship Award". A total of 65 CIDB fellows have been acknowledged as recipients of CIDB Fellows Award and were given recognition for their services and their contribution to the country's construction industry. Fellows are drawn exclusively from industry players.

ii. Launch of Coffee Table Book 'CIDB Fellows'

The book highlights the background, contributions and successes that have been depicted by leading construction figures from among industry players, government and private sectors officials.

iii. Appreciation for 20 CIDB Staffs

20 staff of CIDB with distinguished 20 years of service were given due recognition for their services and contribution to the development and success

kepada pembangunan serta kejayaan CIDB. Hadiah serta sijil penghargaan telah disampaikan oleh YB Menteri Kerja Raya.

- iv. **Pelancaran Coffee Table Book '20 Years CIDB Leading Construction Transformation'**
Buku ini adalah imbasan mengenai sejarah CIDB selama 20 tahun di dalam industri pembinaan negara yang mencatatkan mengenai sejarah penubuhannya diikuti dengan beberapa fasa yang dilalui sehingga kepada pencapaian serta kejayaan yang dikecapi hingga kini.

4.0 PROGRAM ARENA BELIA

Majlis Pelancaran Arena of Youth bertujuan untuk memperkasa dan memupuk minat belia di dalam industri pembinaan melalui pertandingan yang diadakan. Program ini dirasmikan oleh Pengerusi CIDB Malaysia, YBhg. Tan Sri Dr. Ir. Ahmad Tajudin Ali dan turut dihadiri oleh Puan Karimah Tan Abdullah, Ketua Pegawai Eksekutif, Yayasan PINTAR. Aktiviti-aktiviti yang dilaksanakan bersempena Arena of Youth 2015 adalah seperti berikut:

I. Pertandingan My City 2050

Siri jelajah sekolah-sekolah di seluruh Malaysia telah diadakan bagi memberikan penerangan kepada pelajar universiti mengenai pertandingan ini serta memastikan penglibatan mereka bagi tujuan saringan akhir. Pertandingan yang akan berakhir pada April 2016 ini merangkumi pertandingan My City 2050 untuk pelajar sekolah menengah berumur dari 15 – 17 tahun. Tema My City 2050 ialah membina Wawasan Bandar 2050.

II. Pertandingan Rebuilt It Green

Siri jelajah universiti-universiti di seluruh Malaysia turut diadakan bagi menerangkan pertandingan ini kepada pelajar universiti serta menggalakkan penglibatan mereka di dalam pertandingan ini bagi tujuan saringan akhir. Pemenang pertandingan akan diumumkan semasa Minggu Pembinaan Antarabangsa (ICW) 2016 yang akan diadakan pada 11 – 15 April 2016.

5.0 PROMOSI INDUSTRI MELALUI MEDIA MASSA

Sementara itu, aktiviti dan pencapaian penting CIDB terus di promosikan menerusi media cetak dan elektronik. Kejayaan usaha-usaha perhubungan awam ini diukur dari nilai PR yang diperolehi. Untuk tahun 2015, sejumlah 1289 artikel mengenai CIDB muncul di beberapa media cetak, 128 slot di kaca TV dan 68 program di radio. Ini memberikan nilai PR sebanyak RM34.1 juta.

of CIDB. The Minister of Works presented prizes and certificates of appreciation to the 20 staff.

- iv. **Launch of Coffee Table Book '20 Years CIDB Leading Construction Transformation'**
This book is reflection of the 20-year history of CIDB in the construction industry. The book documents the history of its establishment, the phases of development it went through until the present where its success and achievement are duly recorded.

4.0 ARENA OF YOUTH PROGRAMME

The launch of Arena of Youth aims to empower and nurture youth's interest in the construction industry through the competition. The program was inaugurated by the Chairman of CIDB Malaysia, Tan Sri Dr. Ir. Ahmad Tajuddin Ali and also attended by Mrs. Karimah Tan Abdullah, Chief Executive Officer, Yayasan PINTAR. Activities carried out in conjunction with the Arena of Youth 2015 are as follows:

I. My City 2050 Competition

Tour of schools throughout the country was conducted to explain the competition to the university students and encourage their participation for the final screening. The competition, which will end in April 2016, includes My City 2050 competition for secondary school students aged 15-17 years. Theme of My City 2050 is to build the Vision of 2050 City.

II. Rebuilt It Green Competition

Tour of universities throughout the country was also held to explain the competition to university students and encourage their participation in the competition for the final screening. The winner will be announced during the International Construction Week (ICW) 2016 which will be held on 11 to 15 April 2016

5.0 INDUSTRY PROMOTION THROUGH THE MASS MEDIA

Meanwhile, important activities and achievement of CIDB continued to be promoted through both the print as well as electronic media. The success of these public relation exercises is often measured by the PR value achieved following the exposure of CIDB activities in major medias. In 2015, a total of 1289 articles on CIDB appeared in a number of print media, 128 TV slots and 68 radio shows. This gives PR value total of RM34.1 million.

Di peringkat program, aktiviti mempromosikan program-program tertentu turut dilaksanakan seperti lawatan ke beberapa agensi media bersama Menteri Kerja Raya disamping penganjuran Malam Penghargaan Media di tiga buah lokasi (Kuala Lumpur, Sabah dan Sarawak) yang menggabungkan kesemua agensi dibawah Kementerian Kerja Raya (KKR). Lebih menarik, penganjuran Malam Penghargaan Media di Sabah menyaksikan kesepakatan antara dua menteri KKR dan Kementerian Kesejahteraan Bandar, Perumahan dan Kerajaan Tempatan (KPKT) bagi meraikan media di negeri berkenaan.

6.0 ANUGERAH MEDIA PEMBINAAN CIDB

Bersempena dengan Sambutan Ulangtahun 20 Tahun Penubuhan CIDB juga, CIDB dengan kerjasama KKR dan Malaysian Press Institute (MPI) menganjurkan Anugerah Media Pembinaan CIDB yang julung-julung kali diadakan. Objektif utamanya adalah, menghebahkan kepada media dan publik bahawa CIDB telah menyumbang kepada pembangunan negara selama 20 tahun, menggalakkan lebih banyak penulisan berkaitan pembinaan oleh media dan lebih utama, merapatkan hubungan CIDB dengan kesemua media, persatuan media, kementerian dan agensi masing-masing.

Terdapat tiga kategori anugerah yang dipertandingkan dengan masing-masing kategori menyediakan hadiah bagi tempat pertama, kedua dan ketiga iaitu:

- i. Anugerah Media Cetak (Berita & Rencana)
- ii. Anugerah Media Elektronik & Online Broadcasting (Berita & Rencana)
- iii. Anugerah Fotografi

At the programme level, activities promoting specific programs were also implemented, such as visits to several media agencies with the Minister of Works as well as the organization of the Media Appreciation Night at three locations (Kuala Lumpur, Sabah and Sarawak) that incorporates all agencies under the Ministry of Works (MOW). More interestingly, the organization of the Media Appreciation Night in Sabah witnessed collaboration between two ministers, from MOW and Ministry of Urban Wellbeing, Housing and Local Government (KPKT) to celebrate the media in the state.

6.0 CIDB CONSTRUCTION MEDIA AWARD

In conjunction with the 20th Anniversary of Establishment of CIDB also, CIDB in partnership with MOW and the Malaysian Press Institute (MPI) organized, for the first time, CIDB Construction Media Awards. Its main objective is to inform the media and the public, CIDB's 20 years contribution to the development of the country, encouraging more construction-related reporting by the media and more importantly, building closer relationship between CIDB and all media, media associations, ministries and related agencies.

There were three categories of awards and for each category, prizes for first, second and third placing were awarded. The categories were:

- i. Print Media Awards (News & Articles)
- ii. Electronic Media Awards & Online Broadcasting (News & Articles)
- iii. Photography Award

Mengukuhkan Penyampaian Perkhidmatan CIDB kepada Industri

Strengthening Service Delivery CIDB to the Industry

Program dan aktiviti memfokuskan kepada pengukuhan penyampaian perkhidmatan CIDB yang berkesan dan mesra kepada industri. Antara fokus utama pemberian khidmat melalui Sistem Khidmat Pelanggan yang telah diperbaharui, pembaikan berterusan kepada sistem komputer dalam talian dan latihan berterusan kepada staf CIDB yang terlibat secara langsung dengan pemberian perkhidmatan. Langkah-langkah ini bertujuan meningkatkan mutu serta kualiti perkhidmatan dari segi pengurangan masa melaksanakan perniagaan, memberi perkhidmatan bertambah nilai dan perkhidmatan berasaskan keperluan pelanggan. Sistem penyampaian juga dititikberatkan bagi memastikan penyampaian maklumat berkenaan proses utama CIDB adalah tepat, secara efisien dan yang terkini.

1.0 KHIDMAT PELANGGAN

Unit Perkhidmatan Pelanggan (UPP) CIDB (Hotline 1300 88 2432) telah beroperasi sepenuhnya sejak 1 April 2015. UPP berperanan sebagai 'one stop center' bagi menyalurkan cadangan, aduan, pertanyaan, bantuan dan penghargaan pelanggan ke satu saluran.

Sepanjang penubuhan UPP, pelbagai pertanyaan diterima dan telah direkodkan menerusi sistem e-Bantuan. Sementara itu, Sistem Telephony 1300 telahpun beroperasi sepenuhnya bermula 1 April 2015

Kedua-dua Sistem e-Bantuan dan Sistem Telephony 1300 ini adalah sistem-sistem yang melengkapkan keseluruhan Sistem Perkhidmatan Pelanggan CIDB dan bakal menjadi aset terpenting kepada CIDB dalam melayani kehendak dan keperluan kontraktor dan pelanggan dari seluruh Malaysia.

UPP juga bertanggungjawab menjadi 'frontliner' kepada CIDB dalam menjawab segala persoalan menerusi Akaun Media Sosial (Facebook, Twitter & Instagram), Talian Khidmat Pelanggan/Call Center (1300 88 2432), Sistem E-Bantuan (<http://E-Bantuan.cidb.gov.my>) dan juga emel CIDB Careline (cidb@cidb.gov.my).

Programmes and activities focus on strengthening the effective and friendly service delivery by CIDB to the industry. Among the main focus include the delivery of services through an improved Customer Service System, the continuous enhancement of the computerised online systems and training. The service improvement aims at improving the quality of service in terms of reduction in time of doing business, adding value to the services and services based on customer needs. The delivery systems also emphasized on providing information on primary processes of CIDB that are accurate, efficient and up to date.

1.0 CUSTOMER SERVICE

Customer Service Unit (UPP) CIDB (Hotline :1300 88 2432) has been fully operational since 1 April 2015. UPP serves as a 'one stop center' for channeling suggestions, complaints, inquiries, customer support and appreciation to the channel

During the establishment of the UPP, various questions were received and recorded through the E-Bantuan System. Meanwhile, Telephony System 1300 has been fully operational since 1 April 2015 as well

Both the E-Bantuan System and Telephony System 1300 make up a complete Customer Service System for CIDB and will be an important asset to CIDB in serving the needs of contractors and customers from all over Malaysia .

UPP also acts as frontline to CIDB in answering any questions via social media accounts (Facebook, Twitter & Instagram), Online Customer Service/Call Centre (1300 88 2432), E-Bantuan System (<http://E-Bantuan.cidb.gov.my>) and CIDB Careline email at cidb@cidb.gov.my.

2.0 PERKHIDMATAN PENGURUSAN MAKLUMAT

Dari segi perkhidmatan, CIDB berjaya memudahcara proses pendaftaran dengan memperkenalkan transformasi pendaftaran kontraktor melalui Business Process Re-engineering (BPR). Melalui BPR, piagam pelanggan bagi permohonan pendaftaran kontraktor iaitu permohonan pendaftaran disiapkan dalam tempoh 10 hari bekerja telah meningkat sehingga 67.15% permohonan online berbanding 59.67% sebelumnya. Peratus bagi perkhidmatan kaunter walau bagaimanapun menurun daripada 39.12% kepada 31.94%. Disamping itu juga, pelaksanaan BPR telah memberi impak positif ke atas kecekapan memproses permohonan oleh pegawai CIDB kerana tempoh masa memproses berjaya dipendekkan kepada tiga hari bekerja dengan peningkatan sebanyak 82% berbanding 60% sebelum BPR dilaksanakan.

Dengan pelaksanaan BPR ini juga, aduan pelanggan telah menurun dengan mendadak. Sementara itu, permohonan yang diterima melalui Sistem Satu Pendaftaran Kontraktor (SSPK) adalah sebanyak 129,279, meningkat 35.38% berbanding tahun 2014 (2014: 95,493). Peningkatan jumlah permohonan adalah disebabkan oleh penambahbaikan ke atas proses serta prosedur pendaftaran kontraktor yang diterapkan di bawah BPR

Selain daripada itu, CIDB juga turut terlibat di dalam program Indeks Penarafan Bintang (IndeksSSR) 2015 Kementerian Kerja Raya yang mana dua program CIDB telah dipilih iaitu Sistem Satu Pendaftaran Kontraktor (SSPK) dan aplikasi Teknologi Maklumat (Mobile Apps). Kedua-dua program transformasi dan inovasi CIDB ini telah menyumbang kepada kejayaan Kementerian Kerja Raya memperoleh penarafan Lima Bintang di bawah Indeks SSR 2015 yang telah diumumkan baru-baru ini.

3.0 MENINGKATKAN PEMATUHAN AKTA CIDB 520

CIDB telah menasarkannya sebanyak 3,200 tapak bina, 3,200 kontraktor dan 32,000 personel binaan diperiksa sepanjang tahun 2015. Bagi tempoh berkenaan, sejumlah 3,422 tapak bina (107%), 3,467 kontraktor (108%) dan 68,700 personel binaan (215%) telah berjaya diperiksa. Dalam masa yang sama, CIDB juga telah berjaya memeriksa hampir 7,000 pekerja mahir binaan dan 2,253 penyelia tapak. 5,132 notis yang melibatkan pemberitahuan maklumat dan ketidakpatuhan kehendak Akta 520 dan peraturan telah dikeluarkan di semua tapak bina yang diperiksa.

2.0 INFORMATION MANAGEMENT SERVICES

Service wise, CIDB managed to facilitate the contractor registration process by introducing registration transformation through Business Process Re-engineering (BPR). Through BPR, client charter for the completion of contractor's registration to be completed within 10 working days has increased to 67.15% for online application from 59.67% previously. Counter application however has seen a reduction from 39.12% to 31.94%. In addition, the implementation of BPR has a positive impact on the efficiency of processing applications by CIDB officers where 82% of the application are successfully processed within three working days compared to only 60% before BPR was introduced.

With the implementation of the BPR, customer complaints have dropped dramatically. The applications received through 1Registration of Contractor System (1RoC) was 129,279, an increase of 35.38% compared to 2014 (2014: 95,493). The increase in the number of applications is due to the improvement in the processes and procedures for the registration of contractors being applied under BPR

Additionally, CIDB is also involved in the Star Rating Index Programme (IndeksSSR) 2015 for Ministry of Works in which two CIDB programmes, the 1Registration of Contractor (1RoC) and the application of Information Technology (Mobile Apps) have been selected. Both of these transformation and innovation programmes for CIDB have contributed to the success of the Ministry of Works in securing the Five Star Rating under SSR Index 2015 which was published recently.

3.0 ENHANCING COMPLIANCE TO CIDB ACT 520

CIDB has targeted 3,200 construction sites, 3,200 contractors and 32,000 construction personnel to be inspected throughout 2015. During this period, a total of 3,422 construction sites (107%), 3,467 contractors (108%) and 68,700 construction personnel (215%) were inspected. At the same time, CIDB has also successfully scrutinised nearly 7,000 skilled workers and 2,253 construction site supervisors. 5,132 notices related to information notification and non-compliance to Act 520 and its regulations have



Berdasarkan ketidakpatuhan Akta 520 dan peraturan yang berlaku, sebanyak 243 bilangan kes dibawa ke Prosiding Tata tertib atas pelbagai kesalahan. Seramai 59 kontraktor telah digantung pendaftaran, dua kontraktor ditarik balik pendaftaran, satu dibatal pendaftaran dan selebihnya dikenakan amaran. Sebanyak 115 Kertas Siasatan (IP) juga telah dibuka dan 92 kontraktor telah dihadapkan ke mahkamah sepanjang tahun 2015

5.0 PENGANAAN DAN PENGUTIPAN LEVI

Bagi tahun 2015, CIDB berjaya menjana pendapatan dari hasil pengenaan levi ke atas 8,510 (2014 8,575) kontrak kerja pembinaan sebanyak RM208 juta. Berbanding tahun 2014, hasil pengenaan levi meningkat hampir RM12 juta.

Tahun 2015 juga mencatatkan pengurangan amaun levi tertunggak yang boleh dibanggakan. Hingga hujung tahun 2015, RM28.67 juta levi tertunggak telah berjaya dikutip oleh CIDB. Jumlah ini merupakan 43.41% daripada keseluruhan amaun levi tertunggak yang terkumpul sebanyak RM66.04 juta.

been issued for all construction sites inspected. Based on the non-compliance of Act 520 and regulations, 243 cases were brought to the Disciplinary Proceedings for various offenses. A total of 59 contractors had their registration suspended, two registrations were withdrawn, one was cancelled and the remaining registration was given a warning. A total of 115 investigation papers (IP) have also been opened and 92 contractors were brought to trial during the year.

5.0 IMPOSITION AND COLLECTION OF LEVY

For the year 2015, CIDB has managed to generate a revenue totaling RM208 million from the imposition of the levy on 8,510 (2014 8,575) construction work contracts. Compared to 2014, revenue generated from imposition of levy increased by about RM12 million.

2015 also saw a commendable reduction in the amount of outstanding levy to be collected. Until the end of 2015, RM28.67 million of outstanding levy was collected. This amount is 43.41% of the total outstanding levy of RM66.04 million

5.0 PENYEDIAAN PERKHIDMATAN PERUNDINGAN/KHIDMAT NASIHAT

5.1 Promosi Perluasan Penggunaan MyCESSM

Usaha CIDB memperluaskan penggunaan MyCESMM di kalangan Agensi dan Jabatan Teknikal diteruskan lagi pada tahun 2015. Memorandum Persefahaman (MOU) telah ditandatangani dengan lapan lagi agensi untuk menggunakan MyCESMM ke atas projek-projek kejuruteraan sivil masing-masing. Lapan Agensi tersebut adalah :

1. Jabatan Kerja Raya (JKR), Malaysia
2. Suruhanjaya Perkhidmatan Air Negara (SPAN)
3. Lembaga Jurutera Malaysia (BEM)
4. PLUS Malaysia Berhad (PLUS)
5. Prasarana Malaysia Berhad (PRASARANA)
6. Mass Rapid Transit Corporation Sdn. Bhd (MRT Corp)
7. Tenaga Nasional Berhad (TNB)
8. Gamuda Berhad

5.2 Pembelajaran menerusi penerbitan kes penyelesaian pertikaian pembinaan

Penerbitan 'Pembelajaran dari Kes Pembinaan dan Ulasan' merupakan satu titik penting dalam usaha berterusan untuk meningkatkan profesionalisma dan menggalakkan amalan terbaik dalam industri pembinaan. Penerbitan ini didorong oleh CIDB dan sekumpulan pakar teknikal dan perundangan dan telah disiapkan dalam masa enam bulan. Sebanyak 22 kes utama pembinaan yang telah diselesaikan di Mahkamah Tinggi, Mahkamah Rayuan dan Mahkamah Persekutuan sejak April 2013 sehingga Dec 2014, terpilih untuk dijadikan bahan rujukan umum. Penerbitan ulung ini telah dilancarkan oleh YAA Tun Arifin Zakaria, Ketua Hakim Negara pada 4 Jun 2015 dan telah dihadiri oleh wakil-wakil dari badan dan persatuan sektor pembinaan dan Badan Kehakiman.

5.0 PROVISION OF CONSULTANCY/ADVISORY SERVICES

5.1 Promoting wider adoption of MyCESSM

CIDB continues its efforts to expand the use of MyCESMM among Technical Agencies and Department. Memorandum of Understanding (MOU) were signed with eight more agencies for the use of MyCESMM on the agency's civil engineering projects. The eight agencies are:

1. Public Works Department (PWD) Malaysia
2. Suruhanjaya Perkhidmatan Air Negara (SPAN)
3. Board of Engineers Malaysia (BEM)
4. PLUS Malaysia Berhad (PLUS)
5. Prasarana Malaysia Berhad (PRASARANA)
6. Mass Rapid Transit Corporation Sdn. Bhd (MRT Corp)
7. Tenaga Nasional Berhad (TNB)
8. Gamuda Berhad

5.2 Learning through the publication of dispute resolution in construction

The publication 'Learning from Decided Construction Cases and Commentaries' represents a significant milestone in the ongoing efforts to improve the professionalism and promote best practices in the construction industry. This publication is driven by CIDB and a group of technical and legal experts and was completed within six months. A total of 22 major construction cases decided at the High Court, Court of Appeal and the Federal Court from April 2013 until May 2014, were selected as reference material for the public. The premier publication was launched by YAA Chief Justice Tun Arifin Zakaria, on June 4, 2015 and was attended by representatives of bodies and associations in the construction sector and the Judiciary

Lain-lain Program CIDB

Other CIDB Programmes

Sebagai salah satu usaha mentransformasikan industri pembinaan, beberapa program dan aktiviti utama dilaksanakan untuk menghasilkan persekitaran bisnes pembinaan yang moden, progresif dan kondusif kepada perkembangan perniagaan. Menyediakan statistik dan petunjuk yang berkaitan dijangka dapat membantu perancang dan juga membolehkan syarikat-syarikat pembinaan menjadual aktiviti pembinaan yang lebih berkesan. Maklumat-maklumat yang dijana juga berguna sebagai alat untuk membuat unjuran keperluan sumber-sumber yang diperlukan oleh projek, sekaligus membolehkan projek-projek disiapkan dalam masa yang telah ditentukan. Disamping itu, keberkesanan skema penyelesaian pertikaian industri pembinaan menerusi gandingan tiga cara, timbang tara, adjudikasi dan mahkamah pembinaan terus dipantau dan didokumen untuk membina pengkalan data penyelesaian terbaik bagi pertikaian dalam industri. Selain itu, program yang dilaksanakan termasuk menggalakkan penggunaan standard yang telah dibangunkan bersama pihak industri.

1.0 PEMBANGUNAN PERSEKITARAN BISNES BINAAN

1.1 Pusat Kos Pembinaan Nasional

N3C merupakan Pusat Kos Pembinaan Nasional yang mendayausahakan sistem maklumat kos sumber-sumber pembinaan bagi memantapkan peranan CIDB ke arah menyokong pembangunan dasar-dasar kerajaan dan penilaian senario pasaran binaan melalui trend kos, analisis kos dan indeks kos.

Berikut adalah sumber-sumber kos pembinaan yang diterbitkan:

- a. Harga bahan binaan (diterbitkan setiap bulan, bermula tahun 2002)
- b. Kadar upah pekerja binaan (diterbitkan setiap enam bulan, bermula tahun 2007)
- c. Kadar sewa jentera & harga jualan peralatan binaan (diterbitkan setiap enam bulan, bermula tahun 2008)

Berikut adalah sumber-sumber-sumber indeks kos pembinaan yang diterbitkan:

- a. Indeks kos bahan binaan (diterbitkan setiap bulan, bermula tahun 2002 secara kerjasama dengan Jabatan Perangkaan Malaysia)

In an effort to transform the industry, a number of programmes and activities have been undertaken to generate a modern, progressive and conducive environment for construction business to flourish. The provision of statistics and related indicators is expected to help planners and construction companies to schedule construction activities more effectively. The information generated is also useful as tools to forecast the projected needs of project, allowing projects to be completed in the defined time. In addition, the effectiveness of dispute resolution mechanism within the construction industry through a combination of three methods; arbitration, adjudication and construction courts continues to be monitored and documented to create a database for a fast and efficient resolutions of construction disputes.

1.0 DEVELOPMENT OF CONSTRUCTION BUSINESS ENVIRONMENT

1.1 National Construction Cost Centre (N3C)

N3C is a National Construction Cost Centre that initiate construction resource cost information system aimed at enhancing the role of CIDB in supporting government policies and assessing construction market scenario through cost trend, cost analysis and cost indices.

The followings are construction costs resources published :

- a. Building materials price (published each month, starting in 2002)
- b. Labour wage rate (published every six month, commencing in 2007)
- c. Machinery hire rates and equipment purchase price (published every six months, commencing in 2008)

The followings are the published resources for construction cost index:

- a. Materials cost index (published each month, starting in 2002 in collaboration with the Department of Statistics Malaysia)

- b. Indeks kos pekerja binaan (diterbitkan setiap bulan, bermula tahun 2008)
- c. Indeks kos jentera & peralatan binaan (diterbitkan setiap bulan, bermula tahun 2008)
- d. Indeks kos bangunan (diterbitkan setiap bulan, bermula tahun 2008)

Portal baru untuk N3C telah dibangunkan dan boleh diakses melalui <http://www.n3c.cidb.gov.my>

1.2 Khidmat Nasihat Pembinaan

CIDB menyiarkan maklumat berhubung dengan industri pembinaan, melalui pengeluaran beberapa penerbitan yang berkenaan. Maklumbalas khidmat nasihat yang diberikan kepada agensi Kerajaan dan organisasi swasta tidak terhad kepada analisa generik mahupun spesifik, malahan turut meliputi penilaian kesan daripada perubahan persekitaran pembinaan semasa terhadap sektor pembinaan. Maklumat tersebut digunakan untuk pelbagai tujuan meliputi pembuatan dasar, penerbitan, perancangan strategik syarikat, risikan pasaran serta penyediaan dokumen-dokumen ilmiah oleh pensyarah dan penuntut institusi pengajian tinggi

1.3 Unjuran Permintaan Pembinaan

Pembangunan manual dan sistem unjuran telah memasuki fasa akhir pembangunan lanjutan daripada kajian dan fasa pembangunan berperingkat yang telah dilaksanakan. Sesi perbincangan fokus berkumpulan bersama-sama pihak industri telah diadakan dan manual unjuran telah ditambahbaik dan diujicuba hasil sesi maklumbalas. Walau bagaimanapun, manual unjuran tersebut dihadkan untuk kegunaan dalaman CIDB dan masih memerlukan peningkatan yang berterusan. Manual unjuran ini berupaya menghasilkan unjuran permintaan nilai kerja pembinaan, bahan binaan dan pekerja binaan yang merupakan bidang maklumat tambahan kepada maklumat sedia ada yang diterbitkan CIDB.

1.4 Penarafan Prestasi Sektor Pembinaan

Di peringkat nasional, CIDB kekal meneruskan kerjasama dengan Jabatan Perangkaan Malaysia dalam menyusun Keluaran Dalam Negeri Kasar KDNK) melalui pelaksanaan Penyiasatan Pembinaan Suku Tahunan menggunakan pendekatan projek. Pendekatan projek mengambilkira liputan kontraktor utama yang diaward projek berdasarkan rekod CIDB berbanding pendekatan pertubuhan sebelumnya yang memerlukan pertubuhan atau syarikat melaporkan nilai kerja pembinaan yang dilaksanakan syarikat tanpa mengambilkira nilai sebagai kontraktor utama atau sub-kontraktor. Kerjasama ini menyumbang kepada penarafan utama prestasi sektor pembinaan dari aspek KDNK sektor pembinaan yang lebih relevan kepada situasi semasa pembinaan.

- b. Labour cost index (published each month, starting in 2008)
- c. Machinery and equipment cost index (published each month, starting in 2008)
- d. Building cost index (published each month, starting in 2008)

A new portal for N3C has been developed and can be accessed through <http://www.n3c.cidb.gov.my>

1.2 Construction Advisory Services

CIDB provides information relating to the construction industry, through the issuance of relevant publications. Feedback on advisory services provided to government agencies and private organizations is not limited to the generic or specific analysis, but also includes an assessment of the impact of current environmental changes in the construction sector. The information is used for various purposes including drawing up policies, publishing, the company's strategic planning, market intelligence and preparation of scientific documents by lecturers and students of higher education institutions

1.3 Projection of Construction Demands

Manual development and demand projection system has entered the final phase of the development following research and phased development that have been implemented. Focus group discussion sessions together with the industry were held and manual projection has been enhanced and tested. However, manual projection is restricted to internal use within CIDB and would still require continuous improvement. This manual projection is capable of producing the projected demand of the construction work, building materials and construction workers that required. They represent additional information to the existing stocks of information published CIDB.

1.4 Construction Sector Performance Rating

At the national level, CIDB continues its collaboration with the Department of Statistics to structure the Gross Domestic Product (GDP) through the implementation of the Quarterly Survey of Construction project approach. The approach takes into account the coverage of the project's main contractor awarded the project based on CIDB records compared to the previous approach of the organizations where the organization or company is required to report the value of construction work carried out without taking into account the value of the company as the main contractor or sub-contractor. This cooperation contributes to the major rating performance of the construction sector in terms of GDP in the construction sector which are more relevant to the current situation of the sector.

1.5 Penerbitan Statistik dan Permintaan Pembinaan

Disamping memberi maklumbalas dan khidmat nasihat berdasarkan keperluan industri, dua penerbitan utama yang berkenaan telah diterbitkan iaitu:

- i) Penerbitan Statistik dan Permintaan Pembinaan 2014/2016 yang menyentuh senario perkembangan ekonomi Malaysia, perkembangan aktiviti pembinaan dari aspek projek ditawarkan, sumber-sumber pembinaan dan prospek sektor pembinaan Malaysia.
- ii) Penerbitan berkala Buletin Statistik Pembinaan Suku Tahunan yang memaparkan agregate data perkembangan permintaan pembinaan bagi tempoh tiga tahun terkini. Penyebaran maklumat ini dihasilkan berdasarkan maklumat yang terdapat di CIDB, yang mengandungi maklumat asas projek pembinaan ditawarkan di pasaran domestik, kontraktor berdaftar dan penglibatan kontraktor Malaysia di luar negara.

Menggunakan pendekatan hijau, maklumat-maklumat tersebut disiarkan dan hanya boleh dicapai di laman sesawang CIDB, <http://www.cidb.gov.my>.

2.0 PENYELESAIAN PERTIKAIAN

2.1 Mahkamah Pembinaan

Dua buah Mahkamah Pembinaan telah ditubuhkan, satu di Kuala Lumpur dan satu lagi di Shah Alam. Sejak kedua-dua Mahkamah Pembinaan ini memulakan operasi pada April 2013, sambutan sangat positif. Sehingga 31 Disember 2015, 211 kes (2014 288, 2013, 103 kes) telah difailkan di Mahkamah Pembinaan Kuala Lumpur dan Shah Alam. Kes-kes ini merangkumi pelbagai jenis pertikaian yang timbul daripada pembinaan kediaman swasta kepada pembangunan bandar, lapangan terbang, lebuhraya, kemudahan awam yang meliputi semua jenis kejuruteraan dan kerja-kerja infrastruktur. Daripada 211 kes di kedua-dua Mahkamah Pembinaan, 191 kes telah diselesaikan. Sejak penubuhan Mahkamah Pembinaan, tarikh perbicaraan untuk semua kes-kes pembinaan dapat ditentukan awal, sekaligus membenarkan perbicaraan dimulakan secepat mungkin.

3.0 CIDB NATIONAL ACCREDITED RENOVATORS (CNAR)

CNAR atau CIDB National Accredited Renovators merupakan inisiatif baru CIDB dalam usaha menerapkan amalan terbaik dan mentransformasikan pelaksanaan kerja-kerja ubahsuai di seluruh negara. CNAR dijangka dapat menyumbang kerja-kerja ubahsuai ke tahap profesional dimana kepentingan pelbagai pihak seperti pemilik rumah, kontraktor, pihak berkuasa tempatan, pihak penguatkuasa dan lain-lain dipelihara dan dipertingkatkan.

1.5 Publication of Statistics and Construction Demand

In addition to providing feedback and advice based on the specific needs of the industry, two major publications have been published, namely:

- i) Issuance of annual publication, Statistics and Construction Demands 2014/2016 affecting Malaysia's economic growth scenario, the development of construction activity in terms of projects awarded, resources development and prospects of the Malaysian construction sector.
- ii) Publication periodical, Quarterly Construction Statistics showing the development of demand aggregate for construction data for the most recent three-year period. Dissemination of information is produced based on information available within CIDB, containing basic information on construction projects awarded in the domestic market, registered contractors and the involvement of Malaysian contractors overseas.

Adopting the green approaches, the information is published and is only accessible on the website of CIDB, <http://www.cidb.gov.my>.

2.0 DISPUTE RESOLUTION

2.1 Construction Courts

Two Construction Courts have been established, one in Kuala Lumpur and the other in Shah Alam. Since these two specialist construction courts opened the doors in April 2013, the response has been positive. As of 31 December 2015, 211 cases (2014 288, 2013, 103 cases) have been filed in the Kuala Lumpur and Shah Alam Construction Courts. These cases concern a wide variety of disputes arising from the construction of private dwellings to townships, airports, highways, and public utilities, to all types of engineering and infrastructure works. Of the 211 cases in the Construction Courts, 191 cases have been disposed. Since the establishment of the specialist construction courts, hearing dates for all construction cases are assigned well in advance, allowing for trials to commence early.

3.0 CIDB NATIONAL ACCREDITED RENOVATORS (CNAR)

CNAR or CIDB National Accredited Renovators is a new initiative of CIDB to implement best practices and transform the renovation across the country. CNAR aims to contribute to the professionalism of renovation works, protect and enhance the interest of various parties such as homeowners, contractors, local authorities and law enforcement officials.

Lima inisiatif di bawah CNAR adalah (i) mewujudkan pengkhususan baru untuk pendaftaran kontraktor dengan CIDB iaitu Kategori Pengkhususan B28 bagi kerja ubahsuai (ii) mensyaratkan perlantikan kontraktor berdaftar dengan CIDB di dalam permit ubahsuai pihak berkuasa tempatan (iii) menerbitkan terma standard kontrak pembinaan untuk kerja ubahsuai dan projek kecil (iv) menerbitkan panduan ubahsuai kediaman (v) menerbitkan direktori kontraktor kerja ubahsuai Bumiputera 2014/2015.

Kontraktor yang berdaftar dan aktif dibawah pengkhususan B28 bagi tahun 2015 adalah sebanyak 5,678 syarikat.

Pada tahun 2015 juga, beberapa program kesedaran untuk Pihak Berkuasa Tempatan (PBT) telah diadakan dengan kerjasama Kementerian Kesejahteraan Bandar, Perumahan dan Kerajaan Tempatan (KPKT). Empat seminar telah diadakan dengan kehadiran seramai 470 wakil dari PBT

Five initiatives under CNAR include the following, (i) Establishing a new specialization for registration of CIDB contractors, namely Category Specialization B28 for renovation works, (ii) Stipulate the appointment of contractors registered with CIDB in renovation permit issued by the Local Authorities, (iii) publishing the standard terms of construction contract for renovation and small projects, (iv) publishing residential renovation guidelines, and (v) publishing Bumiputera renovation contractors directory 2014/2015.

Contractors registered and active under B28 specialisation for 2015 amounted to 5,678 companies.

In 2015, several awareness programs for Local Authorities was held in collaboration with the Ministry of Housing and Local Government (KPKT). Four seminars were held with an attendance of 470 representatives of local authorities.

Bisnes Antarabangsa

International Business

Globalisasi telah mewujudkan pelbagai peluang serta cabaran kepada industri pembinaan tempatan bagi memastikan industri pembinaan tempatan mampu berdaya saing di peringkat domestik dan global. Hasil dari proses transformasi yang telah dilaksanakan, industri pembinaan Malaysia telah menunjukkan pencapaian cemerlang di peringkat global apabila pemain industri pembinaan tempatan telah berjaya meraih dan menyiapkan 781 projek bernilai RM 113.86 billion di luar negara sehingga tahun 2015. Penglibatan CIDB dalam menjalin hubungan serta kerjasama dengan negara-negara luar juga telah meningkatkan reputasi industri pembinaan Malaysia di pasaran antarabangsa. CIDB akan terus bekerjasama dengan penggiat industri dan agensi yang berkaitan agar transformasi ke arah mekanisasi dan automasi pembinaan di peringkat global dapat terus dilaksanakan untuk keunggulan dari segi produktiviti, kemampuan dan kualiti.

1.0 PEMUDAHCARA EKSPORT

Program utama penggalakan bisnes antarabangsa ialah memasarkan industri pembinaan negara dengan cara yang tertumpu di peringkat global. Antara usaha-usaha yang telah dijalankan termasuklah;

1.1 Mengendalikan Misi Pembinaan

Pada tahun yang ditinjau, CIDB telah memperhebatkan misi meneroka pelbagai peluang yang wujud di negara sasaran serta membuka jaringan perniagaan kepada syarikat-syarikat perkhidmatan pembinaan Malaysia. CIDB telah menganjur dan mengetuai misi untuk meneroka peluang-peluang di negara-negara yang disasarkan iaitu India dan Indonesia. Antara misi pembinaan berprofil tinggi yang dikendalikan dengan jayanya termasuklah:-

- I. Lawatan Kerja oleh YB Menteri Kerja Raya Malaysia ke New Delhi dan Rajasthan, Republik India pada 12 – 16 Oktober 2015.
- II. Lawatan Kerja oleh YB Menteri Kerja Raya Malaysia ke Jakarta, Indonesia pada 30 September – 2 Oktober 2015.
- III. Lawatan Kerja oleh Ketua Setiausaha Kementerian Kerja Raya Malaysia ke New Delhi dan Rajasthan, Republik India pada 6 – 10 Jun 2015.

Globalization has created opportunities and challenges for the local construction industry to ensure that the local construction industry remains competitive in the domestic and global levels. The result of the transformation process that has been carried out, the construction of Malaysia has demonstrated outstanding achievement at the global level when the local construction industry players have won and completed 781 projects worth RM 113.86 billion outside the country until 2015. CIDB's involvement in building relationship and cooperation with foreign countries has also enhanced the reputation of the Malaysian construction industry in the international market. CIDB will continue to work with industry players and relevant agencies so that the transformation towards mechanization and automation of construction at the global level can continue to be excellence in terms of productivity, sustainability and quality.

1.0 EXPORT FACILITATION

The main programmes to promote international business is to market country's construction industry in a focused manner at the global level. Among the efforts that have been implemented include;

1.1 Conduct Construction Missions

In the year under review, CIDB has intensified overseas missions to explore various opportunities that exist in the targeted countries and paving the way for business networking for Malaysian construction services companies. CIDB organized and led missions to seek opportunities in targeted countries such as India and Indonesia. The followings are some of the high profile overseas missions successfully conducted by CIDB:-

- i. Working Visit by YB Minister of Works Malaysia to New Delhi and Rajasthan, Republic of India on 12 – 16 October 2015.
- ii. Working Visit by YB Minister of Works Malaysia to Jakarta, Indonesia on 30 September – 2 October 2015.
- iii. Working Visit by Secretary General of Ministry of Works Malaysia to New Delhi and Rajasthan, Republic of India on 6 – 10 June 2015.

1.2 Memudahcara Projek-projek Antarabangsa

CIDB bertindak sebagai pemangkin dalam meningkatkan keyakinan klien luar negara terhadap keupayaan dan kemahiran kontraktor-kontraktor tempatan dengan menggalakkan hubungan strategik melalui memorandum kerjasama. Sepanjang tahun 2015, sebanyak tiga memorandum telah berjaya ditandatangani di antara klien luar negara dan kontraktor Malaysia untuk projek-projek yang berpotensi tinggi dalam sektor pembinaan lebuh raya, pembangunan bandar pintar dan pembangunan berorientasikan transit (TOD) di India. Dalam masa yang sama, CIDB turut memainkan peranan sebagai pemudahcara untuk 24 buah projek luar negara yang sedang diterokai oleh kontraktor-kontraktor Malaysia di empat buah negara, iaitu India, Myanmar, Turki dan Indonesia.

1.3 Menyertai Pameran Antarabangsa

CIDB juga giat mempromosikan keupayaan kontraktor-kontraktor Malaysia ke negara-negara berpotensi menerusi penyertaan dalam pameran-pameran antarabangsa seperti berikut:-

- I. Konstruksi Indonesia 2015 di Jakarta, Indonesia pada 4 – 6 November 2015
- II. 35th International India Trade Fair 2015 di New Delhi, India pada 12 – 28 November 2015.

1.4 Membina Jaringan Hubungan Antarabangsa

CIDB merupakan agensi utama dalam sektor pembinaan yang senantiasa mengutamakan hubungan baik dan strategik dengan agensi-agensi dan organisasi antarabangsa terutamanya yang melibatkan kerjasama serantau dan perkongsian maklumat mengenai projek-projek pembinaan luar negara yang berpotensi tinggi. CIDB seringkali menerima kunjungan hormat dari delegasi kerajaan asing dan juga delegasi perniagaan yang mengagumi pembangunan pesat di Malaysia serta berminat untuk mendapatkan khidmat pembinaan dari kontraktor-kontraktor Malaysia yang berkemahiran tinggi. CIDB telah menerima kunjungan dari delegasi Myanmar, Indonesia, India, Jepun, UAE, Korea, Russia dan Turki. Delegasi kerajaan berprofil tinggi termasuklah:-

- i. Lawatan Kerja oleh Menteri Pembangunan Bandar, Nepal pada 26 Januari 2015.
- ii. Lawatan Kerja oleh Setiausaha, Kementerian Pengangkutan Jalan dan Lebuhraya (MORTH), India pada 12 – 14 April 2015.
- iii. Lawatan Kerja oleh Menteri Perparitan, Kawalan Banjir, Kerja Raya dan Kerjasama, Uttar Pradesh, India pada 25 – 29 April 2015.
- iv. Lawatan Kerja oleh Kementerian Pekerjaan Umum dan Perumahan Rakyat, Indonesia pada 22 Oktober 2015.
- v. Lawatan Kerja oleh Menteri Kerja Raya dan Pengangkutan, Rajasthan, India pada 16 – 19 Disember 2015.

1.2 Facilitating International Projects

CIDB act as a catalyst in increasing the confidence of foreign clients on the capacity and capability of local contractors by promoting a strategic networking through a memorandum of cooperation. In 2015, three memorandums were signed between foreign clients and Malaysian contractors for high potential projects in highways construction, development of smart cities and transit-oriented development (TOD) in India. At the same time, CIDB facilitated 24 international projects which were being explored by the Malaysian in four countries, namely India, Myanmar, Turkey and Indonesia.

1.3 Participate in International Exhibitions

CIDB also actively promotes the Malaysian Contractors' capacity and capability to potential countries by participating in relevant exhibitions such as :-

- I. Konstruksi Indonesia 2015 in Jakarta, Indonesia on 4 – 6 November 2015
- II. 35th India International Trade Fair 2015 in New Delhi, India on 12 – 28 November 2015

1.4 Establish and Enhance International Collaboration

CIDB is the lead agency in the construction sector that continuously promotes good relations and strategic alliances with agencies and international organizations, especially those involving regional cooperation and sharing of information on high potential construction projects abroad. CIDB often receives courtesy calls from foreign government delegations as well as business delegation whom admired the rapid development in Malaysia and wish to engage highly skilled Malaysian contractors for construction projects. CIDB has received courtesy visits from delegation of Myanmar, Indonesia, India, Japan, UAE, Korea, Russia and Turkey. Several high-profile government delegations include :-

- i. Working Visit by the Hon. Minister of Urban Development, Nepal on 26 January 2015.
- ii. Working Visit by the Secretary, Ministry of Road Transport and Highways (MORTH), Republic of India on 12 – 14 April 2015.
- iii. Working Visit by the Hon. Minister of Irrigation, Flood Control, Public Works & Cooperative Department, Uttar Pradesh, India on 25 – 29 April 2015.
- iv. Working Visit by the Ministry of Public Works and Housing, Indonesia on 22 October 2015.
- v. Working Visit by the Hon. Minister of Public Works and Transport, Rajasthan, India on 16 – 19 December 2015.

2.0 RISIKAN PASARAN

Program pengumpulan maklumat, fakta, kajian latarbelakang dan mengenalpasti pasaran-pasaran yang berpotensi untuk diterokai di luar negara disebarkan kepada kontraktor melalui penerbitan laporan negara, jemputan menyertai tender dan penganjuran seminar mengenai peluang-peluang projek di luar negara.

2.1 Menyebar maklumat pasaran melalui penganjuran persidangan, seminar dan forum dalam negara

- I. Workshop on Hybrid Annuity Model by MORTH, India, 13 April 2015.
- II. Roundtable Consultation with Industry Players on Limits of Works Procurement for TPPA Negotiations, 30 April 2015.
- III. Breakfast Talk on ADB's Private Sector and Products, 13 Mei 2015
- IV. Market Talk Series and Networking Session – India & Indonesia, 14 Ogos 2015.
- V. Islamic Development Bank - Business Opportunities Seminar, 3 September 2015.
- VI. Business Matching for International Buying Mission co-organized with MATRADE in conjunction with ICW 2015, 9 September 2015.
- VII. Business Matching with European SME Service Providers in the Construction Industry co-organised with EU – Malaysia Chamber of Commerce and Industry (EUMCCI) in conjunction with ICW 2015, 11 September 2015.
- VIII. Session on Project Opportunities in Rajasthan, 17 Disember 2015

2.2 Menguruskan Maklumat Tender Luar Negara

Sebanyak 37 notis panggilan tender projek-projek luar negara telah diterima dan disebarkan melalui emel dan laman sesawang CIDB kepada kontraktor tempatan. Pecahan penawaran tender projek antarabangsa mengikut benua adalah seperti berikut: Asia Selatan (30 projek), Timur Tengah (tiga projek), ASEAN (tiga projek) dan Afrika (satu projek). Maklumat ini biasanya diperolehi dan dipanjangkan ke CIDB oleh pejabat-pejabat kedutaan asing di Malaysia dan dari pejabat kedutaan Malaysia di negara-negara pengeluar tender.

2.3 Laporan Risikan Pasaran

Laporan Risikan Pasaran yang disediakan merangkumi laporan berkenaan sosio-ekonomi negara sebagai panduan kepada kontraktor tempatan yang berminat menjalankan bisnes di negara berkenaan. Antara Laporan Bisnes yang telah disediakan adalah seperti berikut:

- i. Market Intelligence Report for India
- ii. Market Intelligence Report for Indonesia

2.0 MARKET INTELLIGENCE

The collection of information, facts, background research and identifying potential markets to explore overseas were disseminated to contractors through the issuance of country reports, tender invitations and seminar on project opportunities.

2.1 Disseminate market information through local conferences, seminars and forums

- I. Workshop on Hybrid Annuity Model by MORTH, India, 13 April 2015.
- II. Roundtable Consultation with Industry Players on Limits of Works Procurement for TPPA Negotiations, 30 April 2015.
- III. Breakfast Talk on ADB's Private Sector and Products, 13 Mei 2015
- IV. Market Talk Series and Networking Session – India & Indonesia, 14 Ogos 2015.
- V. Islamic Development Bank - Business Opportunities Seminar, 3 September 2015.
- VI. Business Matching for International Buying Mission co-organized with MATRADE in conjunction with ICW 2015, 9 September 2015.
- VII. Business Matching with European SME Service Providers in the Construction Industry co-organised with EU – Malaysia Chamber of Commerce and Industry (EUMCCI) in conjunction with ICW 2015, 11 September 2015.
- VIII. Session on Project Opportunities in Rajasthan, 17 Disember 2015

2.2 Managing Overseas Tender Information

A total of 37 notices of tender projects abroad have been received and distributed via e-mail and website CIDB to local contractors. The breakdown of the international tenders offered according to continent is as follows: South Asia (30 projects), Middle East (three projects), ASEAN (three projects) and Africa (one project). This information is usually collected and forwarded to CIDB by the respective foreign embassies in Malaysia and the Malaysian embassies in countries advertising the tender.

2.3 Market Intelligence Report

Market Intelligence reports include a report on the socio-economic development as a guide to local contractors who are interested in doing business in the country. The Business Report has been prepared as follows:

- i. Market Intelligence Report for India
- ii. Market Intelligence Report for Indonesia

3.0 KESAN KEPADA INDUSTRI

Sehingga akhir 2015, sebanyak 112 kontraktor tempatan telah berjaya menembusi pasaran antarabangsa di 57 buah negara. Status projek-projek ini adalah seperti di Carta I.

ASEAN terus menjadi destinasi terpenting dan utama kontraktor-kontraktor Malaysia, diikuti oleh negara-negara Timur Tengah. Sila lihat Carta II untuk maklumat terperinci.

3.0 IMPACT TO THE INDUSTRY

Until the end 2015, a total of 112 local contractors have managed to penetrate international markets in 57 countries. The status of these projects is shown in Chart I.

ASEAN continues to be the most important and major destination for Malaysian contractors, followed by the Middle East countries. Please refer to Chart II for details.

Status <i>Status</i>	Bil Projek <i>No. of Projects</i>	Nilai Projek (RM Billion) <i>Projects Value (RM Billion)</i>
Siap <i>Completed</i>	701	83.50
Semasa <i>Current</i>	52	23.18
Lain - lain <i>Miscellaneous</i>	28	7.18
Total	781	113.86

Carta I : Status Projek yang dilaksanakan oleh di luar negara Chart I : Status of projects implemented overseas

Projek jalanraya, janakuasa tenaga, bangunan kediaman dan bangunan am adalah jenis-jenis projek yang biasa diawad kepada kontraktor Malaysia. Kepakaran melaksanakan projek-projek jenis ini jelas diperolehi menerusi projek-

Road projects, power generation, residential buildings and general building continue to be the type of projects awarded to contractors in Malaysia. Expertise in implementing these kinds of projects are obviously obtained through

Rantau <i>Region</i>	Bil Projek <i>No. of Projects</i>	Nilai Projek (RM Billion) <i>Projects Value (RM Billion)</i>
ASEAN <i>ASEAN</i>	292	18.96
Timur Tengah <i>Middle East</i>	161	43.88
Afrika <i>Africa</i>	46	12.69
Benua Asia Tenggara <i>South Asia Continent</i>	149	20.89
Lain - lain <i>Others</i>	133	17.43
Total	781	113.86

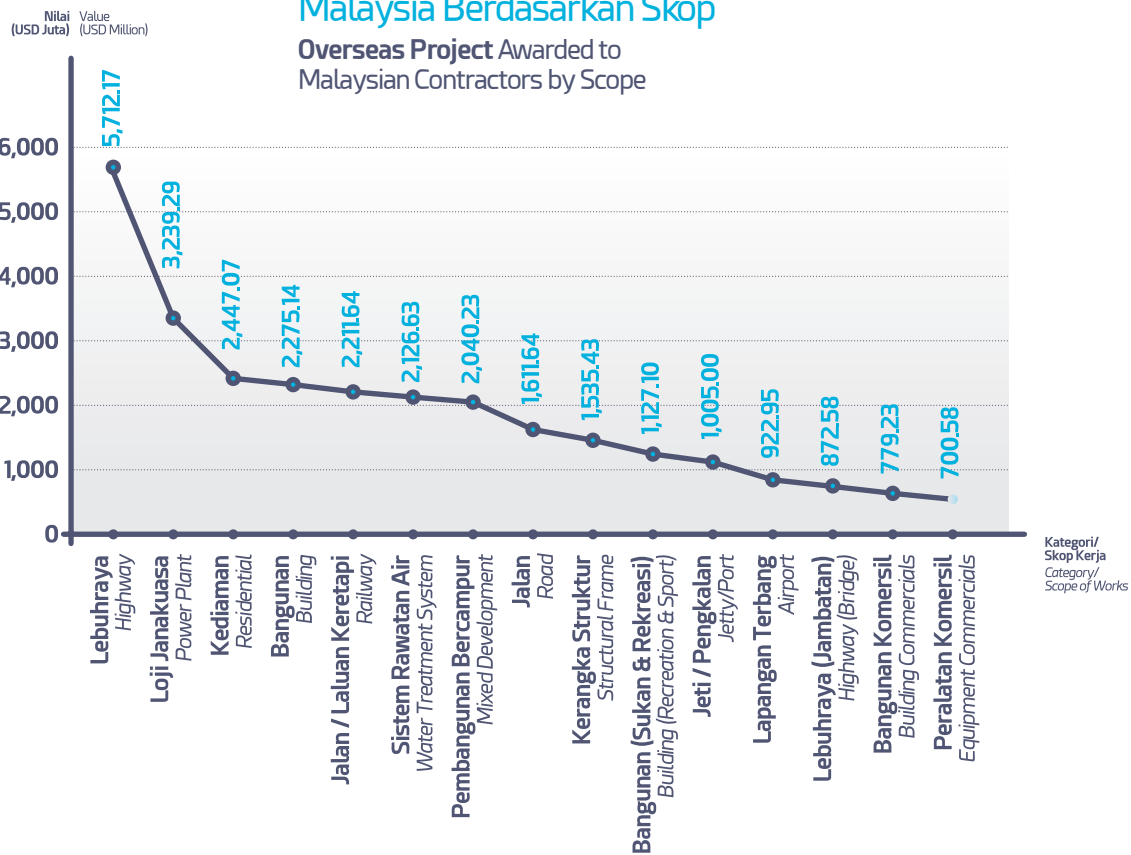
Carta II : Bilangan Projek yang Dilaksanakan oleh Kontraktor Malaysia Mengikut Kawasan Chart II : Number of Projects implemented by Malaysian Contractors by Region

projek yang serupa di dalam negara. Carta III menunjukkan jenis-jenis projek yang diawad kepada kontraktor Malaysia.

implementing similar projects in the country. Chart III shows the types of project awarded to Malaysian contractors.

Projek - Projek Luar Negara Yang Diawadkan Kepada Kontraktor Malaysia Berdasarkan Skop

Overseas Project Awarded to Malaysian Contractors by Scope



Carta III: Statistik projek-projek luar negara mengikut kategori Chart III: Statistics of overseas projects based on categories

Tiga negara terpenting yang menjadi destinasi utama kontraktor Malaysia ialah India, Emiriah Arab Bersatu (UAE) dan Arab Saudi. Negara-negara lain di mana kehadiran kontraktor Malaysia dikira signifikan termasuklah Qatar, Indonesia dan China.

Three major destinations of Malaysian contractors are India, United Arab Emirates (UAE) and Saudi Arabia. Other countries with significant presence of Malaysian contractors include Qatar, Indonesia and China.

Prestasi kontraktor Malaysia di luar negara hingga tahun 2015 adalah cemerlang dan kontraktor Malaysia mempunyai rekod yang baik dalam menyiapkan projek-projek yang dilaksanakan. Perkembangan industri pembinaan di peringkat antarabangsa juga telah memberikan impak dan manfaat yang besar kepada industri pembinaan Malaysia. Pada tahun 2015 juga, CIDB telah membuat beberapa penambahbaikan kepada Sistem Pengkalan Data Antarabangsa bagi membolehkan organisasi kerajaan atau pihak swasta mendapat maklumat terkini berhubung status projek pembinaan syarikat Malaysia di peringkat global. Maklumat ini boleh diakses melalui laman sesawang CIDB, <http://www.cidb.gov.my>.

Up to 2105, the performance of Malaysian contractors overseas has been outstanding and the Malaysian contractors have a good track record in completing projects. The development of the construction industry at the international level has had an impact and bring great benefits to the construction industry in Malaysia. In 2015 also, CIDB has made some improvements to the International Data Base System to enable government organizations or the private sector to get the latest information on the status of construction projects for Malaysian companies globally. This information can be accessed through CIDB website, <http://www.cidb.gov.my>.

Perkhidmatan Perundangan dan Pengauditan

Legal and Auditing Services

Perkhidmatan perundangan dan audit dalaman melapor terus kepada Ketua Eksekutif CIDB. Selain menggubal Akta & Peraturan CIDB, Pejabat Penasihat Undang-Undang juga mengkaji keperluan meminda Akta&Peraturan, melaksanakan perkhidmatan perundangan yang meliputi menjalankan pendakwaan dan mengambil tindakan ke atas kes-kes yang melibatkan ketidakpatuhan kepada Peruntukan dalam Akta 520 serta memberikan khidmat nasihat perundangan kepada CIDB. Sementara itu Unit Audit Dalam pula melaksanakan beberapa Audit Pengurusan, Kewangan dan juga Audit Risiko. Unit Audit Dalam juga menasihati CIDB mengenai langkah-langkah yang harus dilaksanakan untuk mematuhi sepenuhnya keperluan pengurusan kewangan yang betul dan cekap.

1.0 PERKHIDMATAN PERUNDANGAN

Pada tahun 2015, Pejabat Penasihat Undang-undang CIDB telah menjalankan sebanyak 98 kes pendakwaan dimana sebanyak 81 kes telah berjaya disabitkan manakala 17 kes lagi telah ditetapkan untuk sebutan atau perbicaraan seterusnya. Sementara itu, Pihak Pejabat Penasihat Undang-undang juga telah menyemak sebanyak 109 kertas siasatan untuk keizinan Pendakwa Raya.

Pada masa yang sama, sebanyak 118 tindakan kes sivil diterima yang melibatkan tindakan undang-undang seperti Notis Tuntutan dan Saman, Pembelaan bagi pihak CIDB dan Penggulangan Syarikat. Sebanyak 60 tindakan telah berjaya diselesaikan/ditutup, 24 kes yang dibicarakan termasuklah kes di Mahkamah Persekutuan Malaysia (CIDB dan Konsortium JGC Corporation dan empat yang lain) berjaya memperolehi Penghakiman. Sebanyak 34 kes yang lain akan dilaksanakan tindakan/perlaksanaan undang-undang seterusnya.

Turut dicapai ialah menderaf dan menyemak sebanyak 60 dokumen undang-undang yang terdiri daripada Dokumen Perjanjian dan Memorandum Persefahaman.

Legal and Audit services report directly to the Office of the Chief Executive of CIDB. Apart from drafting CIDB Act and Regulation, the Legal Advisor Office also reviews the requirement for amendment to the Act and Regulation, provides legal advisory services related to initiating legal proceedings against non-compliance to the requirement of CIDB Act and Regulation. Meanwhile The Internal Audit Unit undertakes Management, Financial and Risk Audits. Internal Audit Unit also advises on the necessary steps to be taken by CIDB so as to be in full compliance with the correct and efficient financial management.

1.0 LEGAL SERVICES

In 2015, CIDB Legal Office conducted a total of 98 prosecution cases in which 81 cases were convicted while 17 cases were fixed for mention or follow-up trial. Meanwhile, the Legal Office also reviewed a total of 109 investigation papers for the consent of the Public Prosecutor.

At the same time, a total of 118 cases involving civil suits such as Notice of Claim and Summons, Defense of CIDB and Winding up of Companies. A total of 60 cases have been successfully completed/closed, 24 cases were heard including those in the Federal Court of Malaysia (CIDB and a consortium of JGC Corporation and four others) have successfully obtained Judgment. A total of 34 other cases will be executed/implemented for further action.

Also achieved is drafting and vetting through 60 legal documents consisting of Contract Documents and Memorandum of Understanding.

2.0 PROGRAM AUDIT DALAMAN

Sepanjang tahun 2015, Unit Audit Dalam telah melaksanakan program-program berikut :

- Pengauditan Pengurusan Prestasi Ke Atas Pentauliah & Penyelarasan Pusat Latihan Bertauliah (PLB)
- Pengauditan Susulan Ke Atas Penyata Kewangan 2013
- Pengauditan Secara Kendiri (Self – Auditing) ke atas Senarai Semak Pengurusan Kewangan & Pentadbiran, Pengurusan Pengenaan Levi, Pengurusan Pendaftaran Kontraktor Dan Pengurusan Pendaftaran Personel Binaan (Kad Hijau)
- Pemeriksaan Mengejut Ke Atas Senarai Semak Pengurusan Kewangan & Pentadbiran, Pengurusan Pengenaan Levi, Pengurusan Pendaftaran Kontraktor Dan Pengurusan Pendaftaran Personel Binaan (Kad Hijau)
- Pengauditan Pengurusan Kewangan dan Prestasi Akademi Binaan Malaysia
- Pengauditan Pengurusan Prestasi Ke Atas Program Penilaian Keupayaan dan Kemampuan Kontraktor (SCORE) CIDB
- Pengauditan Pengurusan Kewangan Ke Atas Pengurusan Perolehan CIDB
- Pengauditan Khas Ke Atas Pengurusan Pelupusan Aset-aset CIDB E-Construct Services Sdn. Bhd.
- Mesyuarat Jawatankuasa Audit (JKA)
- Bengkel Manual Prosedur Kerja, Fail Meja Dan Manual Audit Dalam

Setiap laporan audit awal yang terperinci terlebih dahulu disemak dan diteliti oleh Ketua Audit Dalam dan dibincang bersama dengan kumpulan Juruaudit dan dikemukakan ke pihak yang diaudit/audititi yang terlibat untuk mendapat sebarang ulasan dan maklumbalas.

Mesyuarat "Exit-conference" diadakan bagi membincangkan dan tindakan yang perlu diambil oleh audititi ke atas setiap penemuan dan isu yang berisiko tinggi dan sederhana yang telah dibangkitkan.

Setelah itu, satu Laporan Akhir Audit Pengurusan ('Management report') disediakan dan dimajukan ke pihak pengurusan Lembaga untuk makluman, perhatian dan tindakan susulan yang sewajarnya. Seterusnya setiap Laporan Akhir Audit Pengurusan ('Management Report') beserta dengan maklumbalas yang telah dan sedang diusahakan oleh pihak pengurusan, akan dibentangkan ke pihak Jawatankuasa Audit (JKA) CIDB untuk makluman dan perhatian ahli Jawatankuasa.

2.0 INTERNAL AUDIT PROGRAMME

During 2015, the Internal Audit Unit has implemented the following programmes :

- Audit on Performance Management of Accreditation & Coordination of Accredited Training Centre (PLB)
- Follow-Up Audit of Financial Statements 2013
- Self – Auditing on the Checklist for Financial Management & Administration, Management of Imposition of Levy, Management of Contractor Registration and Management of Construction Personnel Registration (Green Card)
- Spot Check on Checklist for Financial Management & Administration, Management of Imposition of Levy, Management of Contractor Registration and Management of Construction Personnel Registration (Green Card)
- Financial Management Audit and Audit of Performance of Akademi Binaan Malaysia
- Performance Audit On Capability and Capacity Assessment Programme of Contractor (SCORE) CIDB
- Financial Management Audit for CIDB Procurement
- Special Audit for Management of Disposal of Assets for CIDB E-Construct Services Sdn. Bhd.
- Audit Committee Meeting (JKA)
- Workshop on Standard Operating Procedures, Desk File and Internal Audit Manual

Each detailed preliminary audit report is first reviewed by Head of Internal Audit and discussed together with the Auditors and submitted to the audited entities/auditees involved to get any comment and feedback.

"Exit - conference" meetings were held to discuss the action to be taken by the auditees to the findings and high and medium risk issues that have been raised.

Following that, the Management Audit Final Report ('Management report') is prepared and forwarded to the Board management for information, attention and appropriate follow-up actions. Eventually, the Management Audit Final Report ("Management Report") together with the feedback that has been and is being undertaken by the management, will be presented to the CIDB Audit Committee for the attention of the members.



Penyata Kewangan

Financial Statements



**LAPORAN KETUA AUDIT NEGARA
MENGENAI PENYATA KEWANGAN
LEMBAGA PEMBANGUNAN INDUSTRI PEMBINAAN MALAYSIA
BAGI TAHUN BERAKHIR 31 DISEMBER 2015**

Laporan Mengenai Penyata Kewangan

Penyata Kewangan Lembaga Pembangunan Industri Pembinaan Malaysia dan Kumpulan telah diaudit oleh wakil saya yang merangkumi Lembaran Imbangan pada 31 Disember 2015 dan Penyata Pendapatan, Penyata Perubahan Ekuiti serta Penyata Aliran Tunai bagi tahun berakhir pada tarikh tersebut, ringkasan polisi perakaunan yang signifikan dan nota penjelasan lain.

Tanggungjawab Lembaga Pengarah Terhadap Penyata Kewangan

Lembaga Pengarah bertanggungjawab terhadap penyediaan dan persembahan penyata kewangan tersebut yang saksama selaras dengan piawaian pelaporan kewangan yang diluluskan di Malaysia dan Akta Lembaga Pembangunan Industri Pembinaan Malaysia 1994 (Akta 520). Lembaga Pengarah juga bertanggungjawab terhadap kawalan dalaman yang ditetapkan perlu oleh pengurusan bagi membolehkan penyediaan penyata kewangan yang bebas daripada salah nyata yang ketara sama ada disebabkan oleh fraud atau kesilapan.

Tanggungjawab Juruaudit

Tanggungjawab saya adalah memberi pendapat terhadap penyata kewangan tersebut berdasarkan pengauditan yang dijalankan. Pengauditan telah dilaksanakan mengikut Akta Audit 1957 dan piawaian pengauditan yang diluluskan di Malaysia. Piawaian tersebut menghendaki saya mematuhi keperluan etika serta merancang dan melaksanakan pengauditan untuk memperoleh jaminan yang munasabah sama ada penyata kewangan tersebut bebas daripada salah nyata yang ketara.

Pengauditan meliputi pelaksanaan prosedur untuk memperoleh bukti audit mengenai amaun dan pendedahan dalam penyata kewangan. Prosedur yang dipilih bergantung kepada pertimbangan juruaudit, termasuk penilaian risiko salah nyata yang ketara pada penyata kewangan sama ada disebabkan oleh fraud atau kesilapan. Dalam membuat penilaian risiko tersebut, juruaudit mempertimbangkan kawalan dalaman yang bersesuaian dengan entiti dalam penyediaan dan persembahan penyata kewangan yang memberi gambaran yang benar dan saksama bagi tujuan merangka prosedur pengauditan yang bersesuaian tetapi bukan untuk menyatakan pendapat mengenai keberkesanan kawalan dalaman entiti


tersebut. Pengauditan juga termasuk menilai kesesuaian polisi perakaunan yang diguna pakai dan kemunasabahan anggaran perakaunan yang dibuat oleh pengurusan serta persembahan penyata kewangan secara menyeluruh.

Saya percaya bahawa bukti audit yang saya peroleh adalah mencukupi dan bersesuaian untuk dijadikan asas bagi pendapat audit saya.

Pendapat


Pada pendapat saya, penyata kewangan ini memberikan gambaran yang benar dan saksama mengenai kedudukan kewangan Lembaga Pembangunan Industri Pembinaan Malaysia dan Kumpulan pada 31 Disember 2015 dan prestasi kewangan serta aliran tunai bagi tahun berakhir pada tarikh tersebut selaras dengan piawaian pelaporan kewangan yang diluluskan di Malaysia.

Saya telah mempertimbangkan penyata kewangan dan laporan juruaudit bagi syarikat subsidiari yang tidak diaudit oleh saya seperti yang dinyatakan dalam nota kepada penyata kewangan. Saya berpuas hati bahawa penyata kewangan berkenaan telah disatukan dengan Penyata Kewangan Lembaga Pembangunan Industri Pembinaan Malaysia dalam bentuk dan kandungan yang sesuai dan wajar bagi tujuan penyediaan penyata kewangan. Saya juga telah menerima maklumat dan penjelasan yang memuaskan sebagaimana yang dikehendaki bagi tujuan tersebut. Laporan juruaudit mengenai penyata kewangan syarikat subsidiari berkenaan tidak mengandungi sebarang pemerhatian yang boleh menjejaskan penyata kewangan.



(LT KOL (K) DATUK HJ. ANWARI BIN SURI)
b.p. KETUA AUDIT NEGARA
MALAYSIA


PUTRAJAYA
1 JULAI 2016



PENYATA OLEH Pengerusi dan Seorang Anggota Lembaga Pengarah

Kami, Tan Sri Dr. Ir. Ahmad Tajuddin bin Ali dan Dato' Sri Zohari bin Haji Akob yang merupakan Pengerusi dan salah seorang Ahli Lembaga Pengarah LEMBAGA PEMBANGUNAN INDUSTRI PEMBINAAN MALAYSIA dengan ini menyatakan bahawa pada pendapat Lembaga Pengarah, Penyata Pendapatan, Lembaran Imbangan, Penyata Perubahan Ekuiti dan Penyata Aliran Tunai LEMBAGA PEMBANGUNAN INDUSTRI PEMBINAAN MALAYSIA dan Kumpulan yang berikut ini berserta dengan nota-nota di dalamnya adalah disediakan untuk menunjukkan pandangan yang benar dan saksama berkenaan dengan kedudukan LEMBAGA PEMBANGUNAN INDUSTRI PEMBINAAN MALAYSIA dan Kumpulan pada 31 Disember 2015 dan hasil kendalian serta perubahan kedudukan kewangan LEMBAGA PEMBANGUNAN INDUSTRI PEMBINAAN MALAYSIA dan Kumpulan bagi tahun berakhir pada tarikh tersebut.

Bagi pihak Lembaga



.....
TAN SRI DR. IR. AHMAD TAJUDDIN BIN ALI
Pengerusi,
Lembaga Pembangunan
Industri Pembinaan Malaysia

Tarikh: 28/6/16

Kuala Lumpur, Malaysia

Bagi pihak Lembaga



.....
DATO' SRI ZOHARI BIN HAJI AKOB
Ahli Lembaga Pengarah,
Lembaga Pembangunan
Industri Pembinaan Malaysia


Tarikh: 28/6/16

Kuala Lumpur, Malaysia

**PENGAKUAN OLEH PEGAWAI UTAMA YANG BERTANGGUNGJAWAB
KE ATAS PENGURUSAN KEWANGAN
LEMBAGA PEMBANGUNAN INDUSTRI PEMBINAAN MALAYSIA**

Saya, Dato' Ir. Ahmad 'Asri bin Abdul Hamid, pegawai utama yang bertanggungjawab ke atas pengurusan kewangan LEMBAGA PEMBANGUNAN INDUSTRI PEMBINAAN MALAYSIA, dengan ikhlasnya mengakui bahawa Penyata Pendapatan, Lembaran Imbangan, Penyata Perubahan Ekuiti dan Penyata Aliran Tunai LEMBAGA PEMBANGUNAN INDUSTRI PEMBINAAN MALAYSIA dan Kumpulan yang berikut ini berserta dengan nota-nota di dalamnya, mengikut sebaik-baik pengetahuan dan kepercayaan saya, adalah betul dan saya membuat ikrar ini dengan sebenarnya mempercayai bahawa ianya itu adalah benar dan atas kehendak-kehendak Akta Akuan Berkanun, 1960.

Sebenarnya dan sesungguhnya)
diakui oleh penama di atas di)
Kuala Lumpur pada 28 JUN 2016)



.....
DATO' IR. AHMAD 'ASRI BIN ABDUL HAMID
Ketua Eksekutif,
Lembaga Pembangunan Industri Pembinaan Malaysia

Di hadapan saya,

.....
PESURUHJAYA SUMPAH



No. 86, Tingkat Bawah
Jalan Putra
50350 Kuala Lumpur

LEMBAGA PEMBANGUNAN INDUSTRI PEMBINAAN MALAYSIA

LEMBARAN IMBANGAN PADA 31 DISEMBER 2015

	Nota	Kumpulan		Lembaga	
		2015 RM	2014 RM Seperti dinyatakan semula	2015 RM	2014 RM
Aset bukan semasa					
Hartanah, loji dan peralatan	3	146,972,542	162,289,157	130,309,509	151,199,665
Kerja dalam pembangunan	4	12,254,223	12,584,458	12,254,223	12,584,458
Pelaburan dalam syarikat subsidiari	5	-	-	23,510,842	23,510,842
Pelaburan dalam syarikat bersekutu	6	833,020	668,083	-	-
Muhibah	7	390,200	430,859	-	-
Lain-lain pelaburan	8	4,370,433	4,370,433	-	-
		164,820,418	180,342,990	166,074,574	187,294,965
Aset semasa					
Inventori	9	676,704	398,851	109,901	155,545
Penghutang perniagaan	10	28,366,829	34,166,751	23,762,144	30,221,802
Penghutang lain dan terimaan	11	13,845,064	7,318,082	9,732,147	5,664,720
Hutang dari syarikat sub-subsidiari	13	-	-	244,472	-
Hutang dari syarikat bersekutu	14	-	209,826	-	-
Cukai baikpulih		537,915	322,270	328,125	140,863
Pelaburan portfolio	15	142,725,118	104,463,350	136,000,000	98,000,000
Deposit jangka pendek	16	478,919,440	484,054,481	448,200,000	474,246,462
Tunai dan baki di bank		68,376,751	35,204,247	51,198,734	14,196,990
		733,447,821	666,137,858	669,575,523	622,626,382
Liabiliti semasa					
Pemiutang perniagaan		17,299,220	9,904,530	6,012,657	2,008,146
Pemiutang lain dan akruan	17	49,033,535	35,709,259	40,326,690	27,470,009
Manfaat pekerja jangka pendek		184,843	-	184,843	-
Hutang kepada syarikat subsidiari	12	-	-	2,778,984	21,133,765
Hutang kepada syarikat sub-subsidiari	13	-	-	20,919,536	15,879,421
Hutang kepada syarikat bersekutu	14	990,270	-	-	-
Pinjaman bank	18	800,678	864,050	-	-
Peruntukan cukai		436,201	567,355	-	-
		68,744,747	47,045,194	70,222,710	66,491,341
Aset semasa bersih		664,703,074	619,092,664	599,352,813	556,135,041
		829,523,492	799,435,654	765,427,387	743,430,006
Dibiayai oleh:					
Rizab dan modal					
Kumpulan wang terkumpul		777,519,569	755,060,825	749,750,287	731,879,275
Kumpulan wang pinjaman kenderaan	19	3,500,000	3,500,000	3,500,000	3,500,000
Kumpulan wang pinjaman komputer	20	1,000,000	1,000,000	1,000,000	1,000,000
Geran Projek Sistem SAGA V	21	48,569	97,136	48,569	97,136
Jumlah kumpulan wang		782,068,138	759,657,961	764,298,856	736,476,411
Kepentingan minoriti		4,770,057	4,341,704	-	-
Rizab atas penyatuan		6,389	5,871	-	-
Liabiliti tertanggung dan jangka panjang					
Pinjaman bank	18	2,721,259	3,002,748	-	-
Geran tertunda	22	28,229,103	25,130,043	-	-
Liabiliti cukai tertunda	23	8,024,452	7,297,327	7,423,437	6,953,595
Manfaat pekerja jangka panjang		3,705,094	-	3,705,094	-
		829,523,492	799,435,654	765,427,387	743,430,006

Nota-nota kepada penyata kewangan adalah merupakan sebahagian daripada penyata kewangan ini.

LEMBAGA PEMBANGUNAN INDUSTRI PEMBINAAN MALAYSIA

PENYATA PENDAPATAN BAGI TAHUN KEWANGAN BERAKHIR 31 DISEMBER 2015

Nota	Kumpulan		Lembaga	
	2015 RM	2014 RM Seperti dinyatakan semula	2015 RM	2014 RM
Pendapatan				
Yuran kursus	16,744,284	4,765,906	3,802,703	3,625,106
Pendaftaran dan akreditasi	48,268,429	43,465,686	45,237,995	42,742,712
Levi kontrak	200,945,191	190,660,764	200,945,191	190,660,764
Pengurusan projek dan perundingan	2,799,639	1,116,904	-	-
Jualan dokumen	135,567	101,415	135,567	101,415
Lain-lain pendapatan	2,467,814	4,975,338	-	-
	271,360,924	245,086,013	250,121,456	237,129,997
Perbelanjaan langsung				
Perbelanjaan kursus-kursus kontraktor	14,099,033	20,189,984	-	-
Program pembiayaan industri pembinaan	66,866,534	67,992,466	143,426,687	146,356,457
Yuran profesional	26,381,195	20,525,781	-	-
Susutnilai hartanah, loji dan peralatan	1,325,815	438,121	-	-
Sewa pejabat, kemudahan asas dan peralatan	22,469,951	13,681,632	-	-
	131,142,528	122,827,984	143,426,687	146,356,457
Pendapatan kasar	140,218,396	122,258,029	106,694,769	90,773,540
Lain-lain pendapatan				
Dividen	4,694,083	1,571,776	4,729,414	1,824,466
Faedah simpanan tetap	17,405,145	21,407,826	16,659,067	21,190,979
Hibah	111,095	80,637	108,677	78,343
Lain-lain pendapatan	29,286,186	10,000,937	23,440,019	5,015,428
	51,496,509	33,061,176	44,937,177	28,109,216
Perbelanjaan pengurusan				
Bekalan	3,060,369	3,565,406	2,815,980	3,191,337
Elaun perjalanan	7,110,097	6,853,509	5,349,094	4,885,396
Kursus dan latihan staf	3,186,157	3,525,402	2,566,271	3,257,059
Penyelenggaraan	5,927,912	6,428,333	2,983,974	3,557,791
Perbelanjaan lain-lain	107,266	69,734	-	-
Perbelanjaan pejabat	101,922	59,649	-	-
Perhubungan dan utiliti	5,034,555	5,319,701	2,495,402	2,397,526
	24,528,278	25,821,734	16,210,721	17,289,109

Nota-nota kepada penyata kewangan adalah merupakan sebahagian daripada penyata kewangan ini.

LEMBAGA PEMBANGUNAN INDUSTRI PEMBINAAN MALAYSIA

PENYATA PENDAPATAN BAGI TAHUN KEWANGAN BERAKHIR 31 DISEMBER 2015 (SAMB.)

	Nota	Kumpulan		Lembaga	
		2015 RM	2014 RM Seperti dinyatakan semula	2015 RM	2014 RM
Lain-lain perbelanjaan operasi					
Cukai jalan dan insuran		446,733	300,353	317,617	184,207
Elaun hutang ragu		807,742	484,101	729,482	484,101
Emolumen		68,303,008	71,046,715	54,032,415	59,611,707
Hartanah, loji dan peralatan dihapus kira		4,828	852,337	4,828	852,337
Hutang lapuk dihapus kira		1,735	-	-	-
Keraian		1,094,463	1,665,392	-	-
Pelunasan:					
- muhibah dan rezab atas penyatuan		40,177	40,533	-	-
- tanah		27,490	27,490	-	-
Pengiklanan dan promosi		1,036,987	1,299,912	-	-
Perkhidmatan ikhtisas		21,582,779	13,342,649	15,794,287	8,950,422
Rugi atas pelupusan hartanah, loji dan peralatan		709	149,284	-	-
Sewaan		9,646,941	9,673,172	9,355,177	9,257,445
Susutnilai hartanah, loji dan peralatan		33,485,373	36,288,630	32,310,715	35,023,675
		136,478,965	135,170,568	112,544,521	114,363,894
Kos kewangan					
Belanja faedah pinjaman		186,786	189,165	-	-
Komisen bank		40,639	29,372	-	-
		227,425	218,537	-	-
Jumlah perbelanjaan		161,234,668	161,210,839	128,755,242	131,653,003
Lebihan/(kurangan) pendapatan		30,480,237	(5,891,634)	22,876,704	(12,770,247)
Bahagian keputusan syarikat bersekutu		224,062	171,457	-	-
(Kurangan)/lebih pendapatan sebelum cukai dan zakat		30,704,299	(5,720,177)	22,876,704	(12,770,247)
Percukaian	24	(6,830,280)	(7,130,498)	(4,553,132)	(4,781,189)
Zakat		(796,672)	(675,979)	(452,560)	(584,979)
Kurangan pendapatan selepas cukai dan zakat		23,077,347	(13,526,654)	17,871,012	(18,136,415)
Kepentingan minoriti		(428,353)	(445,923)	-	-
Kurangan pendapatan selepas tahun semasa		22,648,994	(13,972,577)	17,871,012	(18,136,415)

Nota-nota kepada penyata kewangan adalah merupakan sebahagian daripada penyata kewangan ini.

LEMBAGA PEMBANGUNAN INDUSTRI PEMBINAAN MALAYSIA
PENYATA PERUBAHAN EKUITI BAGI TAHUN KEWANGAN BERAKHIR 31 DISEMBER 2015

	Nota	Kumpulan wang terkumpul RM	Kumpulan wang pinjaman kenderaan RM	Kumpulan wang pinjaman komputer RM	Geran Projek Sistem SAGA V RM	Jumlah RM
Kumpulan						
Baki pada 1 Januari 2014						
Seperti dinyatakan tahun lepas		776,205,805	3,500,000	1,000,000	145,704	780,851,509
Pelarasan tahun lalu	28	(6,169,723)	-	-	-	(6,169,723)
Seperti dinyatakan semula		770,036,082	3,500,000	1,000,000	145,704	774,681,786
Perolehan tahun semasa	21	-	-	-	(48,568)	(48,568)
Seperti dinyatakan tahun lepas		(13,953,801)	-	-	-	(13,953,801)
Pelarasan tahun lalu	28	(18,776)	-	-	-	(18,776)
Seperti dinyatakan semula		(13,972,577)	-	-	-	(13,972,577)
Pelarasan tahun lalu	28	(660,180)	-	-	-	(660,180)
Dividen dibayar kepada pemegang saham minoriti		(342,500)	-	-	-	(342,500)
Baki pada 31 Disember 2014		755,060,825	3,500,000	1,000,000	97,136	759,657,961
Baki pada 1 Januari 2015		755,060,825	3,500,000	1,000,000	97,136	759,657,961
Perolehan tahun semasa	21	-	-	-	(48,567)	(48,567)
Dividen dibayar kepada pemegang saham minoriti		(190,250)	-	-	-	(190,250)
Lebihan pendapatan tahun semasa		22,648,994	-	-	-	22,648,994
Baki pada 31 Disember 2015		777,519,569	3,500,000	1,000,000	48,569	782,068,138
Lembaga						
Baki pada 1 Januari 2014						
Seperti dinyatakan tahun lepas		756,185,413	3,500,000	1,000,000	145,704	760,831,117
Pelarasan tahun lalu	28	(6,169,723)	-	-	-	(6,169,723)
Seperti dinyatakan semula		750,015,690	3,500,000	1,000,000	145,704	754,661,394
Perolehan tahun semasa	21	-	-	-	(48,568)	(48,568)
Kurangan pendapatan tahun semasa		(18,136,415)	-	-	-	(18,136,415)
Baki pada 31 Disember 2014		731,879,275	3,500,000	1,000,000	97,136	736,476,411
Baki pada 1 Januari 2015		731,879,275	3,500,000	1,000,000	97,136	736,476,411
Perolehan tahun semasa	21	-	-	-	(48,567)	(48,567)
Lebihan pendapatan tahun semasa		17,871,012	-	-	-	17,871,012
Baki pada 31 Disember 2015		749,750,287	3,500,000	1,000,000	48,569	754,298,856

Nota-nota kepada penyata kewangan adalah merupakan sebahagian daripada penyata kewangan ini.

LEMBAGA PEMBANGUNAN INDUSTRI PEMBINAAN MALAYSIA

PENYATA ALIRAN TUNAI BAGI TAHUN KEWANGAN BERAKHIR 31 DISEMBER 2015

	Kumpulan		Lembaga	
	2015 RM	2014 RM Seperti dinyatakan semula	2015 RM	2014 RM Seperti dinyatakan semula
Aliran tunai dari aktiviti operasi				
(Kurangan)/lebih pendapatan sebelum cukai dan zakat	30,704,299	(5,720,177)	22,876,704	(12,770,247)
<i>Pelarasan untuk:-</i>				
Bahagian (keuntungan)/kerugian di dalam syarikat bersekutu	(224,062)	(171,457)	-	-
Belanja faedah	186,786	189,165	-	-
Elaun hutang lapuk	78,260	-	-	-
Geran dilunaskan	(48,567)	(48,568)	(48,567)	(48,568)
Hartanah loji dan peralatan dihapuskan	4,828	852,337	4,828	852,337
Hibah daripada simpanan bank (Keuntungan)/kerugian daripada pelupusan hartanah, loji dan peralatan	(111,095)	(80,637)	(108,677)	(78,343)
Pelunasan tanah	27,490	27,490	-	-
Pendapatan dividen	(4,694,083)	(1,571,776)	(4,729,414)	(1,824,466)
Pendapatan faedah daripada pinjaman komputer	(353)	(429)	(353)	(429)
Pendapatan faedah daripada pinjaman kenderaan	(19,081)	(20,957)	(19,081)	(20,957)
Pendapatan faedah daripada simpanan tetap	(17,405,145)	(21,407,826)	(16,659,067)	(21,190,980)
Pendapatan geran	(6,944,658)	(5,269,496)	-	-
Peruntukan belanja manfaat pekerja	3,889,937	-	3,889,937	-
Peruntukan hutang ragu	729,482	484,101	729,482	484,101
Peruntukan hutang ragu tidak diperlukan	-	707,947	-	707,947
Rosotnilai muhibah	40,659	41,015	-	-
Rosotnilai rizab penyatuan	(482)	(482)	-	-
Susutnilai hartanah loji dan peralatan	34,811,188	36,726,751	32,310,715	35,023,675
Keuntungan operasi sebelum perubahan di dalam modal kerja	41,005,805	4,886,285	38,246,607	1,134,070
<i>Kenaikan/(penurunan) di dalam modal kerja:</i>				
Inventori	(277,853)	139,454	45,644	68,678
Penghutang perniagaan	4,992,180	(5,841,270)	5,730,176	(6,123,742)
Penghutang lain dan terimaan	(5,684,943)	3,062,035	(4,067,427)	2,360,587
Hutang dari Pengarah	-	-	-	-
Hutang dari/(kepada) syarikat bersekutu	1,200,096	(724,419)	-	-
Pemiutang perniagaan	7,394,690	(4,162,865)	4,004,511	(704,444)
Pemiutang lain dan akruan	13,169,691	16,758,707	12,856,681	15,056,145
Pemiutang subsidiari	-	-	(18,354,781)	19,194,039
Pemiutang sub-subsidiari	-	-	4,795,643	(5,036,510)
	20,793,861	9,231,642	5,010,447	24,814,753
Tunai dihasilkan daripada operasi	61,799,666	14,117,927	43,256,954	25,948,823
Dividen diterima	4,426,496	1,324,135	4,729,414	1,824,466
Dividen dibayar kepada pemegang saham sub-subsidiari	(190,250)	(342,500)	-	-
Faedah diterima	17,424,579	21,429,212	16,678,501	21,212,366
Faedah dibayar	(180,967)	(183,580)	-	-
Hibah diterima	111,095	80,637	108,677	78,343
Cukai dibayar	(6,407,931)	(7,882,541)	(4,270,552)	(5,200,000)
Cukai dipulangkan	17,102	162,122	-	-
Zakat dibayar	(687,634)	(675,979)	(452,560)	(584,979)
	14,512,490	13,911,506	16,793,480	17,330,196
Tunai bersih dihasilkan daripada aktiviti operasi	76,312,156	28,029,433	60,050,434	43,279,019

Nota-nota kepada penyata kewangan adalah merupakan sebahagian daripada penyata kewangan ini.

LEMBAGA PEMBANGUNAN INDUSTRI PEMBINAAN MALAYSIA

PENYATA ALIRAN TUNAI BAGI TAHUN KEWANGAN BERAKHIR 31 DISEMBER 2015 (SAMB.)

	Kumpulan		Lembaga	
	2015 RM	2014 RM Seperti dinyatakan semula	2015 RM	2014 RM Seperti dinyatakan semula
Aliran tunai dari aktiviti pelaburan				
Kerja dalam pembangunan	330,235	(1,750,691)	330,235	(1,750,691)
Pembelian hartanah, loji dan peralatan	(15,004,909)	(9,826,283)	(11,425,387)	(7,796,442)
Perolehan dari penjualan hartanah, loji dan peralatan	20,308	-	-	-
Pembelian pelaburan dalam syarikat bersekutu	-	(45,000)	-	-
Pembelian pelaburan portfolio	(38,000,000)	(98,000,000)	(38,000,000)	(98,000,000)
Terimaan dari penjualan pelaburan portfolio	-	1,227,444	-	-
Tunai bersih digunakan untuk aktiviti pelaburan	(52,654,366)	(108,394,530)	(49,095,152)	(107,547,133)
Aliran tunai dari aktiviti pembiayaan				
Geran diterima	5,169,234	29,825,644	-	-
Pembayaran pinjaman bank	(789,561)	(1,229,596)	-	-
Tunai bersih dihasilkan daripada aktiviti pembiayaan	4,379,673	28,596,048	-	-
Kenaikan/(kurangan) bersih tunai dan setara tunai	28,037,463	(51,769,049)	10,955,282	(64,268,114)
Tunai dan setara tunai pada awal tahun kewangan	519,258,728	571,027,777	488,443,452	552,711,566
Tunai dan setara tunai pada akhir tahun kewangan	547,296,191	519,258,728	499,398,734	488,443,452
Baki akhir kesetaraan tunai dan baki tunai di bank terdiri daripada:-				
Tunai dan baki tunai di bank	68,376,751	35,204,247	51,198,734	14,196,990
Depositi jangka pendek	478,919,440	484,054,481	448,200,000	474,246,462
	547,296,191	519,258,728	499,398,734	488,443,452

Nota-nota kepada penyata kewangan adalah merupakan sebahagian daripada penyata kewangan ini.

LEMBAGA PEMBANGUNAN INDUSTRI PEMBINAAN MALAYSIA

NOTA-NOTA KEPADA PENYATA KEWANGAN BAGI TAHUN KEWANGAN BERAKHIR 31 DISEMBER 2015

1. MAKLUMAT KORPORAT

- a) Lembaga telah ditubuhkan di bawah Akta Lembaga Pembangunan Industri Pembinaan Malaysia, 1994 (Akta 520) pada 1 Disember 1994 dengan tujuan membangunkan, mengembang, mendorong dan mempertingkatkan industri pembinaan.

Pejabat berdaftar Lembaga terletak di Tingkat 10, Menara Dato' Onn, Pusat Dagangan Dunia Putra (PWTC), No. 45, Jalan Tun Ismail, 50480 Kuala Lumpur.

- b) **Pembentangan Penyata Kewangan**

Penyata Kewangan bagi tahun berakhir 31 Disember 2015 telah dibentang dan diluluskan melalui Mesyuarat Lembaga Pengarah pada 28 Jun 2016.

2. DASAR PERAKAUNAN PENTING

Dasar-dasar perakaunan berikut telah digunakan secara konsisten dalam menangani perkara-perkara yang dianggap penting berhubung dengan penyata kewangan, dan telah diguna pakai secara konsisten pada semua tahun kewangan yang dibentangkan, kecuali jika dinyatakan sebaliknya.

- (a) **Asas perakaunan**

Penyata Kewangan Kumpulan dan Lembaga telah disediakan mengikut:

- (i) Kelaziman kos sejarah; dan
- (ii) Piawaian Perakaunan yang diluluskan oleh Lembaga Piawaian Perakaunan Malaysia (MASB) iaitu *Private Entity Reporting Standards (PERS)*; dan
- (iii) Persembahan penyata kewangan adalah dalam Ringgit Malaysia (RM)

- (b) **Asas penyatuan**

Penyata kewangan disatukan meliputi penyata kewangan Lembaga Pembangunan Industri Pembinaan Malaysia dan syarikat subsidiari yang telah disediakan sehingga penghujung tahun kewangan. Syarikat subsidiari adalah syarikat yang Lembaga mempunyai kuasa untuk melaksanakan kawalan ke atas polisi kewangan dan operasi untuk memperolehi manfaat daripada aktiviti-aktiviti syarikat-syarikat tersebut.

Syarikat Subsidiari ialah syarikat di mana Lembaga mempunyai kepentingan ekuiti jangka panjang melebihi 50% dalam modal ekuiti di mana Lembaga melaksanakan pengaruh yang penting dalam polisi kewangan dan operasi melalui perwakilan dalam Lembaga Pengarah.

Subsidiari disatukan menggunakan kaedah perakaunan pengambilalihan. Di bawah kaedah pengambilalihan ini, hasil daripada subsidiari yang diambil alih atau dilupuskan sepanjang tahun telah dimasukkan dalam penyata pendapatan disatukan daripada tarikh pelaksanaan pengambilan atau sehingga tarikh pelaksanaan pelupusan, sebagaimana yang sesuai.

Aset dan liabiliti subsidiari diukur pada nilai saksama pada tarikh pengambilan dan nilai ini ditunjukkan dalam Lembaran Imbangan disatukan. Perbezaan di antara kos pengambilalihan dengan nilai saksama bahagian aset bersih Kumpulan atas subsidiari yang diambil alih pada tarikh pengambilalihan dimasukkan dalam Lembaran Imbangan disatukan sebagai muhibah atas penyatuan dan dikenakan kepada penyata pendapatan pada tahun ia diambil alih.

Kepentingan minoriti telah dinyatakan secara berasingan di dalam akaun dan diukur pada nilai saksama saham minoriti selepas pengambilalihan atas aset dan liabiliti pihak yang diambil alih.

NOTA-NOTA KEPADA PENYATA KEWANGAN
BAGI TAHUN KEWANGAN BERAKHIR 31 DISEMBER 2015 (SAMB.)

2. DASAR-DASAR PERAKAUNAN PENTING (SAMB.)

(c) Instrumen kewangan

- (i) Instrumen kewangan merupakan suatu kontrak yang akan meningkatkan nilai aset dan liabiliti kewangan atau ekuiti Kumpulan.

Aset kewangan Kumpulan termasuk pelaburan, penghutang perdagangan dan penghutang lain, simpanan di institusi kewangan yang diluluskan serta tunai di tangan dan baki di bank.

Liabiliti kewangan Kumpulan pula merangkumi pemiutang dan pemiutang lain, pemiutang sewa beli dan pinjaman kewangan.

- (ii) Polisi kewangan Kumpulan, kaedah yang digunakan, dan maklumat berkaitan diterangkan di dalam pernyataan polisi perakaunan individu atau di dalam nota kepada penyata kewangan yang berkaitan dengan instrumen kewangan tersebut.

- (iii) Instrumen kewangan Kumpulan bergantung kepada kepelbagaian risiko kewangan termasuk risiko hutang, risiko kadar faedah, risiko pasaran, risiko kecairan dan aliran tunai.

Objektif pengurusan risiko kewangan Kumpulan adalah untuk mengenal pasti dan mengawal risiko yang terdedah kepada Kumpulan bagi meminimumkan atau mengelak kerugian kesan daripada risiko tersebut serta meningkatkan pulangan.

Pihak Lembaga Pengarah bertanggungjawab untuk menangani risiko tersebut dengan menyediakan polisi serta prosedur untuk menguruskannya. Risiko tersebut diuruskan dengan cara sentiasa menyemak keadaan risiko semasa, sistem kawalan dalaman, mematuhi polisi risiko kewangan dan mendapatkan perlindungan insurans di mana perlu.

(a) *Risiko kredit*

Risiko kredit adalah risiko kerugian kewangan daripada kegagalan mematuhi akujanji oleh pihak yang mempunyai kontrak dengan Kumpulan. Kumpulan terdedah kepada risiko kredit terutamanya terhadap penghutang perniagaannya.

Risiko kredit ditentukan oleh jawatankuasa pengurusan yang menetapkan polisi, penilaian serta mengambil tindakan yang bersesuaian.

(b) *Risiko kadar faedah*

Kumpulan mempunyai risiko kadar faedah terhadap pinjaman sewa beli serta simpanan yang dibuat dengan institusi kewangan yang dibenarkan. Pinjaman sewa beli dan faedah simpanan adalah berasaskan pada kadar faedah tetap.

Pergerakan kadar faedah di pasaran sentiasa diawasi bagi memastikan kadar faedah yang kompetitif dan pengurusan instrumen kewangan yang efektif.

(c) *Risiko pasaran*

Risiko pasaran adalah risiko yang mana nilai instrumen kewangan akan sentiasa berubah mengikut arus perubahan dalam harga pasaran semasa.

Kumpulan terdedah kepada risiko ini melalui pelaburan yang dibuat dalam saham siar harga dan dana amanah.

NOTA-NOTA KEPADA PENYATA KEWANGAN
BAGI TAHUN KEWANGAN BERAKHIR 31 DISEMBER 2015 (SAMB.)

2. DASAR-DASAR PERAKAUNAN PENTING (SAMB.)

(c) Instrumen kewangan (samb.)

(iii) (d) *Risiko kecairan dan aliran tunai*

Kecairan atau risiko pembiayaan adalah risiko ketidakupayaan untuk memenuhi kontrak termaktub di instrumen kewangan manakala risiko aliran tunai adalah risiko ketidaktentuan aliran tunai masa hadapan yang berkaitan dengan instrumen kewangan tunai.

(d) Pelaburan

Pelaburan dalam syarikat subsidiari dan sub-subsidiari adalah dinyatakan pada harga kos setelah ditolak elaun rosot nilai yang kekal.

Pelaburan dalam pasaran saham unit amanah dan dana pelaburan dinyatakan pada harga terendah antara kos dan nilai pasaran setelah ditolak dengan elaun rosot nilai. Nilai pasaran diambil kira dengan membandingkan harga jualan saham tersebut pada tarikh tutup lembaranimbangan. Kenaikan atau penurunan nilai saham akan dimasukkan ke dalam penyata pendapatan.

Untuk pelupusan saham, perbezaan antara nilai bersih perolehan dan nilai terkumpul saham akan diambil kira di dalam penyata pendapatan.

(e) Hartanah, loji dan peralatan

(i) *Aset-aset pemilikan*

Hartanah, loji dan peralatan adalah dinyatakan pada kos atau pada harga penilaian ditolak susut nilai terkumpul atau kerugian kerosakan terkumpul. Sebarang lebihan disebabkan oleh penilaian dikreditkan terus kepada rizab modal.

Amaun bagi hartanah, loji dan peralatan adalah disemak pada tarikh lembaranimbangan untuk menentukan sama ada terdapat sebarang tanda pengurangan. Jika wujud sebarang tanda-tanda tersebut, amaun boleh pulih harta tersebut akan dianggarkan. Rugi dari pengurangan diiktiraf apabila amaun bagi hartanah, loji dan peralatan melebihi amaun boleh pulih aset tersebut. Rugi dari pengurangan akan dimasukkan ke dalam penyata pendapatan, melainkan ia akan dimasukkan ke dalam ekuiti. Sebarang kenaikan seterusnya di dalam amaun boleh pulih akan dikurangkan oleh amaun tersebut yang telah diiktiraf sebagai susut nilai, dimana tiada nilai yang tertera atau dihapus kira berlaku.

(ii) *Susut nilai*

Susut nilai tidak diperuntukkan atas tanah milik bebas. Tanah milik pajak disusut nilai berdasarkan tempoh pajakan. Hartanah, loji dan peralatan yang lain adalah disusut nilai dengan menggunakan kaedah garis lurus untuk menghapus kira kos hartanah, loji dan peralatan ke atas jangka hayat. Kadar susut nilai yang digunakan adalah seperti berikut:-

Tanah pajakan	Berasaskan tempoh pajakan
Bangunan dan ubahsuai	10% - 50%
Perabot dan lekapan	20%
Kelengkapan pejabat	20%
Kenderaan dan jentera	20%
Komputer	20%
Mesin dan peralatan	20%

NOTA-NOTA KEPADA PENYATA KEWANGAN
BAGI TAHUN KEWANGAN BERAKHIR 31 DISEMBER 2015 (SAMB.)

2. DASAR-DASAR PERAKAUNAN PENTING (SAMB.)

(f) **Kerja dalam pembangunan**

Kerja dalam pembangunan mewakili kerja pembinaan atau pembangunan yang sedang dilaksanakan dan dijangkakan siap sepenuhnya dalam tempoh kitaran yang biasa. Kerja dalam pembangunan dinyatakan pada kos dan bayaran kemajuan. Kos termasuk tanah dan lain-lain belanja langsung dan belanja overhead.

(g) **Muhibah**

Muhibah menunjukkan perbezaan antara nilai aset yang diperolehi berbanding nilai yang dibayar untuk memperoleh aset tersebut pada tarikh perolehan. Muhibah yang diperolehi dilunaskan mengikut kaedah garis lurus untuk tempoh 25 tahun.

(h) **Inventori**

Inventori terdiri daripada dokumen untuk jualan seperti buku panduan pendaftaran, borang-borang pendaftaran kontraktor, akta, buku direktori, buku dan kertas kerja bahagian.

Inventori dinyatakan pada yang mana lebih rendah antara kos dan nilai realisasi bersih. Kos ditentukan pada dasar "masuk dahulu keluar dahulu" (MDKD).

(i) **Penghutang**

Penghutang telah dinyatakan pada nilai yang dijangka boleh direalisasikan. Anggaran untuk hutang ragu telah dibuat berdasarkan atas semakan semua amaun tertunggak pada akhir tahun kewangan. Hutang lapuk dilupuskan di dalam tahun ianya dikenal pasti.

Peruntukan khas bagi hutang ragu dibuat berasaskan kepada anggaran kerugian yang mungkin timbul daripada ketidakupayaan mengutip hutang daripada akaun tertentu yang dikenal pasti bagi semua penghutang yang melebihi 2 tahun.

(j) **Pemiutang**

Pemiutang dinyatakan pada kos iaitu pada nilai saksama yang dijangka akan dibayar pada masa hadapan bagi barangan dan perkhidmatan yang diterima.

(k) **Cukai pendapatan**

Cukai pendapatan untuk untung atau rugi bagi tempoh semasa terdiri daripada cukai semasa dan cukai tertunda. Cukai semasa ialah jumlah anggaran cukai pendapatan yang perlu dibayar ke atas keuntungan boleh cukai bagi tempoh semasa dan dikira menggunakan kadar cukai yang dikuatkuasakan pada tarikh lembaran imbalan.

Cukai tertunda diperuntukkan dengan menggunakan kaedah liabiliti ke atas perbezaan sementara pada tarikh lembaran imbalan di antara asas cukai dan nilai bawaan bagi aset dan liabiliti dalam penyata kewangan. Secara prinsipnya, liabiliti cukai tertunda diiktiraf bagi kesemua perbezaan sementara boleh cukai, dan aset cukai tertunda diiktiraf bagi kesemua perbezaan sementara boleh ditolak, kerugian cukai belum digunakan dan kredit cukai belum digunakan sehingga ke tahap di mana perbezaan sementara boleh ditolak, kerugian cukai belum digunakan dan kredit cukai belum digunakan boleh direalisasikan dengan keuntungan boleh cukai masa depan yang boleh capai. Cukai tertunda tidak akan diiktiraf jika perbezaan sementara wujud daripada muhibah atau muhibah negatif atau daripada pengiktirafan awal sesuatu aset atau liabiliti dalam transaksi yang bukan kombinasi perniagaan dan pada masa transaksi tersebut, tidak memberi kesan terhadap keuntungan perakaunan atau keuntungan boleh cukai.

NOTA-NOTA KEPADA PENYATA KEWANGAN
BAGI TAHUN KEWANGAN BERAKHIR 31 DISEMBER 2015 (SAMB.)

2. DASAR-DASAR PERAKAUNAN PENTING (SAMB.)

(k) Cukai pendapatan (samb.)

Cukai tertunda dikira pada kadar cukai yang diramal akan dikenakan dalam tempoh apabila aset itu direalisasikan, atau liabiliti itu diselesaikan, berdasarkan kadar cukai yang telah dikuatkuasakan ataupun telah dikuatkuasakan sebahagian besarnya pada tarikh lembaranimbangan. Cukai tertunda diiktiraf dalam penyata pendapatan, kecuali jika terhasil daripada transaksi yang diiktiraf terus ke dalam ekuiti, di mana cukai tertunda dicajkan atau dikreditkan terus ke dalam ekuiti ataupun bila ia terhasil daripada kombinasi perniagaan yang merupakan pengambilalihan syarikat di mana cukai tertunda dimasukkan ke dalam muhibah atau muhibah negatif yang terhasil.

(l) Sewa beli dan pajakan

Harta yang dibiayai melalui perjanjian sewa beli dan pajakan kewangan yang pada asasnya memindahkan risiko dan faedah pemilihan harta kepada Lembaga dan Kumpulan telah dipermodalkan di bawah harta tetap. Ianya disusutnilaikan menurut dasar yang dinyatakan di Nota 2(e)(ii). Harta dan tanggungan pajakan berkaitan, dicatat pada nilai muka harta pajakan pada permulaan tempoh pajakan masing-masing.

Tanggungan belum bayar dimasukkan ke dalam penyata kewangan sebagai liabiliti selepas ditolak perbelanjaan kewangan. Pajakan yang tidak memenuhi kriteria pajakan kewangan dikelaskan sebagai pajakan operasi dan sewa berkaitan dimasukkan ke dalam penyata pendapatan jika atau apabila ditanggung.

Perbelanjaan kewangan berkaitan pajakan dimasukkan ke penyata pendapatan sepanjang tempoh perjanjian masing-masing menggunakan kaedah garis lurus.

(m) Pengiktirafan pendapatan

i) *Geran Kerajaan*

Geran pemberian Kerajaan berkaitan aset terbit bila mana Kerajaan memberi anugerah bantuan geran bagi membolehkan Lembaga memperoleh, memiliki atau membina sesuatu aset jangka panjang. Geran ini kemudiannya dilunaskan ke penyata pendapatan mengikut jangka hayat aset berkenaan sepertimana caj susutnilai yang dikenakan ke atas aset berkenaan.

ii) *Pendapatan Faedah Atas Simpanan Tetap*

Pendapatan faedah atas simpanan tetap dari institusi kewangan berlesen diiktiraf pada asas akruan.

(n) Kerosotan nilai aset

Hartanah, loji dan peralatan dan aset tetap lain termasuk aset tidak nyata adalah disemak untuk menentukan samada terdapat sebarang tanda kerugian nilai kerosotan. Jika wujud sebarang tanda tersebut, amaun boleh pulih harta tersebut akan dianggarkan. Kerugian dari kerosotan nilai diiktiraf apabila amaun bagi aset melebihi amaun boleh pulih. Amaun boleh pulih merupakan amaun yang lebih tinggi di antara nilai jualan bersih aset dan nilai digunakan, yang mana lebih tinggi.

Kerugian dari kerosotan nilai dimasukkan ke dalam penyata pendapatan, melainkan ia mengurangkan penilaian semula yang dibuat sebelumnya. Sebarang kenaikan berikutnya di dalam amaun boleh pulih, akan diiktirafkan dalam penyata pendapatan, melainkan ia mengurangkan kerugian atas kerosotan semula aset, akan diambilkira sebagai lebihan penilaian semula dalam ekuiti.

NOTA-NOTA KEPADA PENYATA KEWANGAN
BAGI TAHUN KEWANGAN BERAKHIR 31 DISEMBER 2015 (SAMB.)

2. DASAR-DASAR PERAKAUNAN PENTING (SAMB.)

(o) **Tunai dan kesetaraan tunai**

Tunai dan kesetaraan tunai merangkumi deposit jangka pendek, tunai di tangan dan di bank dan pelaburan berkecairan tinggi.

(p) **Manfaat pekerja**

(i) *Manfaat jangka pendek*

Upah, gaji, dan bonus diiktiraf sebagai perbelanjaan pada tahun di mana perkhidmatan yang berkaitan diberikan oleh pekerja Kumpulan. Pampasan cuti terkumpul seperti cuti tahunan berbayar diiktiraf bila perkhidmatan yang diberi oleh pekerja akan menambahkan hak untuk pampasan cuti akan datang, dan pampasan cuti tidak terkumpul jangka pendek seperti cuti sakit diiktiraf bila ketidakhadiran berlaku.

(ii) *Pelan caruman wajib*

Menurut peruntukan perundangan, Kerajaan/syarikat Malaysia membayar caruman kepada skim pencen Negara/Kumpulan Wang Simpanan Pekerja. Caruman tersebut diiktiraf sebagai perbelanjaan dalam penyata pendapatan bila ia tertanggung.

(iii) *Manfaat pekerja jangka panjang*

- a) Lembaga menerima pakai Standard Perakaunan Malaysia 29 (MASB 29 - Employee Benefits) yang memerlukan bayaran manfaat pekerja yang dibayar selepas persaraan diiktiraf secara akruan dalam penyata pendapatan tahun semasa sebagai Perbelanjaan Manfaat Pekerja dan di dalam Lembaran Imbangan sebagai liabiliti yang dikenali sebagai Manfaat Pekerja Jangka Panjang.
- b) Jenis manfaat pekerja jangka panjang yang diiktiraf secara akruan adalah bayaran gantian cuti rehat. Pengiraan amaun manfaat pekerja ini adalah berdasarkan bilangan cuti terkumpul sebenar dan kadar gaji serta elaun yang layak pada tahun kewangan.

LEMBAGA PEMBANGUNAN INDUSTRI PEMBINAAN MALAYSIA

**NOTA-NOTA KEPADA PENYATA KEWANGAN
BAGI TAHUN KEWANGAN BERAKHIR 31 DISEMBER 2015 (SAMB.)**

3. HARTANAH, LOJI DAN PERALATAN

Kumpulan	Bangunan & ubahsuai RM	Tanah RM	Kenderaan & jentera RM	Kelengkapan pejabat & mesin peralatan RM	Komputer RM	Perabot & lekapan RM	Jumlah RM
Kos							
Pada 1/1/2015	268,126,876	69,893,226	18,354,084	22,255,194	19,063,060	4,167,610	401,860,050
Pertambahan	4,449,215	-	3,645,004	6,609,778	4,653,664	169,940	19,527,601
Pelupusan	-	-	(274,250)	(102,734)	(72,763)	(23,583)	(473,330)
Hapuskira	-	-	-	-	-	-	-
Pelarasan	-	-	-	-	-	-	-
Pada 31/12/2015	272,576,091	69,893,226	21,724,838	28,762,238	23,643,961	4,313,967	420,914,321
Susut nilai terkumpul							
Pada 1/1/2015	183,775,186	8,434,423	12,775,131	17,260,275	14,218,944	3,106,934	239,570,893
Susut nilai semasa	25,861,745	681,363	2,015,956	3,530,874	2,377,138	371,602	34,838,678
Pelupusan	-	-	(274,249)	(101,317)	(69,298)	(22,928)	(467,792)
Hapuskira	-	-	-	-	-	-	-
Pada 31/12/2015	209,636,931	9,115,786	14,516,838	20,689,832	16,526,784	3,455,608	273,941,779
Nilai buku bersih							
Pada 31/12/2015	62,939,160	60,777,440	7,208,000	8,072,406	7,117,177	858,359	146,972,542
Pada 31/12/2014	84,351,690	61,458,803	5,578,953	4,994,919	4,844,116	1,060,676	162,289,157
Lembaga							
Kos							
Pada 1/1/2015	261,134,801	67,600,039	12,184,234	13,879,563	16,283,246	2,722,617	373,804,500
Pertambahan	4,311,843	-	2,751,153	722,157	3,548,229	92,005	11,425,387
Pelupusan	-	-	-	(42,820)	(412,909)	(22,763)	(478,492)
Hapuskira	-	-	-	-	-	-	-
Pelarasan	-	-	-	-	-	-	-
Pada 31/12/2015	265,446,644	67,600,039	14,935,387	14,558,900	19,418,566	2,791,859	384,751,395
Susut nilai terkumpul							
Pada 1/1/2015	181,802,653	8,320,603	8,277,811	10,525,458	11,793,607	1,884,703	222,604,835
Susut nilai semasa	25,591,236	653,873	1,422,835	2,260,403	2,087,361	295,007	32,310,715
Pelupusan	-	-	-	(41,695)	(409,464)	(22,505)	(473,664)
Hapuskira	-	-	-	-	-	-	-
Pada 31/12/2015	207,393,889	8,974,476	9,700,646	12,744,166	13,471,504	2,157,205	254,441,885
Nilai buku bersih							
Pada 31/12/2015	58,052,755	58,625,563	5,234,741	1,814,734	5,947,062	634,654	130,309,509
Pada 31/12/2014	79,332,148	59,279,436	3,906,423	3,354,105	4,489,639	837,914	151,199,665

Dalam tahun kewangan semasa, Kumpulan dan Lembaga telah membeli hartanah, loji dan peralatan dengan kos agregat sebanyak RM19,527,601 dan RM11,425,387 (2014 : RM10,965,483 dan RM7,796,442) di mana RM4,522,692 dan RM Tiada (2014 : RM1,139,200 dan RM Tiada) mengandungi aset yang dibeli di bawah penganjuran sewa beli dan pinjaman berjangka. Pembayaran tunai sebanyak RM15,004,909 dan RM11,425,387 (2014 : RM9,826,283 dan RM7,796,442) telah dibuat ke atas pembelian hartanah, loji dan peralatan. Termasuk di dalam hartanah, loji dan peralatan merupakan bangunan dan ubahsuai yang dibina di atas tanah milik Kementerian Kerja Raya berjumlah RM26,546,211 (2014: RM32,891,133).

LEMBAGA PEMBANGUNAN INDUSTRI PEMBINAAN MALAYSIA

**NOTA-NOTA KEPADA PENYATA KEWANGAN
BAGI TAHUN KEWANGAN BERAKHIR 31 DISEMBER 2015 (SAMB.)**

3. HARTANAH, LOJI DAN PERALATAN (SAMB.)

Kumpulan	Bangunan & ubahsuai RM	Tanah RM	Kenderaan & jentera RM	Kelengkapan pejabat & mesin peralatan RM	Komputer RM	Perabot & lekapan RM	Jumlah RM
Kos							
Pada 1/1/2014 (Dinyatakan Semula)	268,045,117	67,553,962	15,890,342	21,124,420	17,763,488	3,845,455	394,222,784
Pertambahan	2,028,027	2,339,264	3,645,147	1,180,490	1,419,121	353,434	10,965,483
Pelupusan	(172,521)	-	-	(24,653)	(56,213)	(28,549)	(281,936)
Hapuskira	(1,773,747)	-	(1,181,405)	(25,063)	(63,336)	(2,730)	(3,046,281)
Pelarasan	-	-	-	-	-	-	-
Pada 31/12/2014	268,126,876	69,893,226	18,354,084	22,255,194	19,063,060	4,167,610	401,860,050
Susut nilai terkumpul							
Pada 1/1/2014 (Dinyatakan Semula)	156,197,105	7,776,183	11,895,011	14,534,070	12,079,052	2,661,827	205,143,248
Susut nilai semasa	28,513,752	658,240	2,061,516	2,775,650	2,268,714	476,369	36,754,241
Pelupusan	(23,509)	-	-	(24,391)	(56,209)	(28,543)	(132,652)
Hapuskira	(912,162)	-	(1,181,396)	(25,054)	(72,613)	(2,719)	(2,193,944)
Pada 31/12/2014	183,775,186	8,434,423	12,775,131	17,260,275	14,218,944	3,106,934	239,570,893
Nilai buku bersih							
Pada 31/12/2014	84,351,690	61,458,803	5,578,953	4,994,919	4,844,116	1,060,676	162,289,157
Pada 31/12/2013 (Dinyatakan Semula)	112,013,089	59,777,779	3,995,331	6,425,272	5,684,437	1,183,628	189,079,536
Lembaga							
Kos							
Pada 1/1/2014 (Dinyatakan Semula)	261,604,207	65,260,775	11,094,079	13,362,308	15,202,964	2,530,006	369,054,339
Pertambahan	1,304,341	2,339,264	2,271,560	542,318	1,143,618	195,341	7,796,442
Pelupusan	-	-	-	-	-	-	-
Hapuskira	(1,773,747)	-	(1,181,405)	(25,063)	(63,336)	(2,730)	(3,046,281)
Pelarasan	-	-	-	-	-	-	-
Pada 31/12/2014	261,134,801	67,600,039	12,184,234	13,879,563	16,283,246	2,722,617	373,804,500
Susut nilai terkumpul							
Pada 1/1/2014 (Dinyatakan Semula)	154,420,890	7,689,853	8,230,896	8,041,619	9,814,050	1,577,796	189,775,104
Susut nilai semasa	28,293,925	630,750	1,228,311	2,508,893	2,052,170	309,626	35,023,675
Pelupusan	-	-	-	-	-	-	-
Hapuskira	(912,162)	-	(1,181,396)	(25,054)	(72,613)	(2,719)	(2,193,944)
Pada 31/12/2014	181,802,653	8,320,603	8,277,811	10,525,458	11,793,607	1,884,703	222,604,835
Nilai buku bersih							
Pada 31/12/2014	79,332,148	59,279,436	3,906,423	3,354,105	4,489,639	837,914	151,199,665
Pada 31/12/2013 (Dinyatakan Semula)	107,183,317	57,570,922	2,863,183	5,320,688	5,388,915	952,210	179,279,235

Dalam tahun kewangan semasa, Kumpulan dan Lembaga telah membeli hartanah, loji dan peralatan dengan kos agregat sebanyak RM10,965,483 dan RM7,796,442 (2013 : RM14,896,095 dan RM13,379,218) di mana RM1,139,200 dan RM Tiada (2013 : RM228,800 dan RM Tiada) mengandungi aset yang dibeli di bawah penganjuran sewa beli dan pinjaman berjangka. Pembayaran tunai sebanyak RM9,826,283 dan RM7,796,442 (2013 : RM14,667,295 dan RM13,379,218) telah dibuat ke atas pembelian hartanah, loji dan peralatan. Termasuk di dalam hartanah, loji dan peralatan merupakan bangunan dan ubahsuai yang dibina di atas tanah milik Kementerian Kerja Raya berjumlah RM32,891,133 (2013: RM40,902,553). Jentera-jentera yang dibeli sebanyak RM7,148,000 adalah di bawah penjagaan (*custodian*) Lembaga sementara diserahkan sebagai hadiah kepada syarikat sub-subsidiari apabila proses pertukaran nama selesai.

LEMBAGA PEMBANGUNAN INDUSTRI PEMBINAAN MALAYSIA

**NOTA-NOTA KEPADA PENYATA KEWANGAN
BAGI TAHUN KEWANGAN BERAKHIR 31 DISEMBER 2015 (SAMB.)**

4. KERJA DALAM PEMBANGUNAN

Kumpulan dan Lembaga	Pada	Pertambahan	Pengkelasan/ Pelarasan	Pada
Perkara	01/01/2015	RM	RM	31/12/2015
	RM			RM
	Seperti dinyatakan semula			
Tanah	798,011	-	-	798,011
Bangunan	10,428,663	4,019,592	3,678,684	10,769,571
Komputer	1,357,784	1,743,477	2,414,620	686,641
	12,584,458	5,763,069	6,093,304	12,254,223

Kumpulan dan Lembaga	Pada	Pertambahan	Pengkelasan/ Pelupusan	Pada
Perkara	1/1/2014	RM	RM	12/31/2014
	RM			RM
	Seperti dinyatakan semula			
Tanah	2,189,759	947,515	2,339,263	798,011
Bangunan	8,085,444	3,826,318	1,483,099	10,428,663
Komputer	558,564	1,537,270	738,050	1,357,784
	10,833,767	6,311,103	4,560,412	12,584,458

5. PELABURAN DALAM SYARIKAT SUBSIDIARI

Kepentingan dalam syarikat subsidiari yang ditubuhkan di Malaysia:-

	Lembaga	
	2015	2014
	RM	RM
Saham taksiar harga di Malaysia, pada kos	23,510,842	23,510,842

LEMBAGA PEMBANGUNAN INDUSTRI PEMBINAAN MALAYSIA

**NOTA-NOTA KEPADA PENYATA KEWANGAN
BAGI TAHUN KEWANGAN BERAKHIR 31 DISEMBER 2015 (SAMB.)**

5. PELABURAN DALAM SYARIKAT SUBSIDIARI (SAMB.)

Butir-butir mengenai syarikat subsidiari adalah seperti berikut:-

Nama subsidiari	Pegangan ekuiti		Aktiviti utama
	2015	2014	
CIDB Holdings Sdn. Bhd.	100%	100%	Pelaburan dan perkhidmatan berasaskan industri pembinaan.
CIDB E-Construct Services Sdn. Bhd.	100%	100%	Menjalankan perkhidmatan berasaskan teknologi komunikasi maklumat.
<u>Pegangan melalui</u>			
<u>CIDB Holdings Sdn. Bhd.</u>			
Akademi Binaan Malaysia (Selangor) Sdn. Bhd.	75%	75%	Memberi latihan dan kursus kepada pekerja dan penyelia pembinaan.
Akademi Binaan Malaysia (Johor) Sdn. Bhd.	95%	95%	Memberi latihan dan kursus kepada pekerja dan penyelia pembinaan.
Akademi Binaan Malaysia (Terengganu) Sdn. Bhd.	90%	90%	Memberi latihan dan kursus kepada pekerja dan penyelia pembinaan.
Akademi Binaan Malaysia (Utara) Sdn. Bhd.	100%	100%	Memberi latihan dan kursus kepada pekerja dan penyelia pembinaan.
Akademi Binaan Malaysia (Sabah) Sdn. Bhd.	100%	100%	Memberi latihan dan kursus kepada pekerja dan penyelia pembinaan.
Akademi Binaan Malaysia (Sarawak) Sdn. Bhd.	100%	100%	Memberi latihan dan kursus kepada pekerja dan penyelia pembinaan.
CIDB Events Management Sdn. Bhd *	100%	100%	Menguruskan pertunjukan berkaitan industri pembinaan.
Steel Frames & Truss Technology Sdn. Bhd. *	100%	100%	Merekabentuk, mengeluarkan, serta menguruskan perihal yang berkaitan dengan besi & keluli.
<u>Pegangan melalui</u>			
<u>Akademi Binaan Malaysia (Johor) Sdn. Bhd.</u>			
ABM Management Services Sdn. Bhd.	100%	100%	Memberi latihan dan kursus kepada pekerja dan penyelia pembinaan.

Syarikat subsidiari tidak diaudit oleh Jabatan Audit Negara.

LEMBAGA PEMBANGUNAN INDUSTRI PEMBINAAN MALAYSIA

NOTA-NOTA KEPADA PENYATA KEWANGAN
BAGI TAHUN KEWANGAN BERAKHIR 31 DISEMBER 2015 (SAMB.)

6. PELABURAN DALAM SYARIKAT BERSEKUTU

	Kumpulan	
	2015 RM	2014 RM
Saham taksiar harga pada kos - Malaysia	50,000	50,000
Bahagian rizab selepas pengambilalihan	783,020	618,083
	833,020	668,083
Pelaburan Kumpulan dalam syarikat bersekutu meliputi:		
Bahagian daripada aset bersih	825,543	660,606
Bahagian daripada muhibah dalam syarikat bersekutu	7,477	7,477
	833,020	668,083

Butir-butir mengenai syarikat bersekutu adalah seperti berikut:-

Nama syarikat bersekutu	Pegangan ekuiti		Aktiviti utama
	2015	2014	
TWI-ABM Training and Certification Sdn. Bhd. *	50%	50%	Beroperasi sebagai pelatih kepada kontraktor dan subkontraktor.

* Dipegang oleh Akademi Binaan Malaysia (Johor) Sdn. Bhd.

Kesemua syarikat subsidiari/bersekutu adalah diperbadankan di Malaysia.
Syarikat bersekutu tidak diaudit oleh Jabatan Audit Negara.

7. MUHIBAH

	Kumpulan	
	2015 RM	2014 RM
Muhibah daripada perolehan syarikat subsidiari	1,000,759	1,000,759
Tambahan : Perolehan tahun semasa	-	-
	1,000,759	1,000,759
Tolak :		
Peruntukan tahun semasa	(40,659)	(41,015)
Pelunasan terkumpul awal tahun	(569,900)	(528,885)
Pelunasan terkumpul akhir tahun	(610,559)	(569,900)
	390,200	430,859

LEMBAGA PEMBANGUNAN INDUSTRI PEMBINAAN MALAYSIA

NOTA-NOTA KEPADA PENYATA KEWANGAN
BAGI TAHUN KEWANGAN BERAKHIR 31 DISEMBER 2015 (SAMB.)

8. LAIN-LAIN PELABURAN

	Kumpulan	
	2015 RM	2014 RM
Saham taksiar harga di Malaysia, pada kos	4,370,433	4,370,433

9. INVENTORI

	Kumpulan		Lembaga	
	2015 RM	2014 RM	2015 RM	2014 RM
Pada kos dan nilai realisasi bersih				
Bahan mentah	676,704	398,851	109,901	155,545

10. PENGHUTANG PERNIAGAAN

	Kumpulan		Lembaga	
	2015 RM	2014 RM	2015 RM	2014 RM
Penghutang perniagaan	53,530,060	69,825,534	48,846,642	65,880,112
Tolak : Peruntukan hutang ragu	(25,163,231)	(35,658,783)	(25,084,498)	(35,658,310)
	28,366,829	34,166,751	23,762,144	30,221,802

Tempoh kredit perniagaan biasa Kumpulan dan Lembaga antara 30 hingga 90 hari. Tempoh kredit lain ditaksir dan diluluskan mengikut kes.

Pergerakan di dalam peruntukan hutang ragu pada tahun semasa adalah seperti berikut:-

	Kumpulan		Lembaga	
	2015 RM	2014 RM	2015 RM	2014 RM
Pada 1 Januari	(35,658,783)	(34,533,818)	(35,658,310)	(34,448,037)
Peruntukan hutang ragu pada tahun semasa	(737,182)	(222,845)	(658,922)	(308,153)
Peruntukan hutang ragu tidak diperlukan lagi	11,232,734	(902,120)	11,232,734	(902,120)
Pada 31 Disember	(25,163,231)	(35,658,783)	(25,084,498)	(35,658,310)

NOTA-NOTA KEPADA PENYATA KEWANGAN
BAGI TAHUN KEWANGAN BERAKHIR 31 DISEMBER 2015 (SAMB.)

11. PENGHUTANG LAIN DAN TERIMAAN

	Kumpulan		Lembaga	
	2015 RM	2014 RM Seperti dinyatakan semula	2015 RM	2014 RM
Cagaran dan prabayar	1,954,398	2,615,379	1,954,398	2,615,379
Cek dikembalikan	85,814	94,315	85,814	94,315
Dividen belum terima	326,337	390,198	326,337	390,198
Faedah belum terima	-	1,342,388	-	1,342,388
Pelbagai penghutang	4,118,214	1,658,659	-	-
Penghutang GST	6,387,565	-	6,387,565	-
Penghutang inbois	590,428	635,862	590,428	635,862
Penghutang kenderaan	426,615	521,565	426,615	521,565
Penghutang komputer	4,959	7,974	4,959	7,974
Penghutang staf	172,914	188,074	172,914	188,074
Pinjaman pelajaran	279,087	302,876	279,087	302,876
Terimaan belum dikredit	219,827	219,827	219,827	219,827
	14,566,158	7,977,117	10,447,944	6,318,458
Tolak : Peruntukan hutang ragu	(729,594)	(853,734)	(724,297)	(848,437)
Peruntukan hutang ragu tidak diperlukan lagi	8,500	136,526	8,500	136,526
Hutang lapuk dihapuskira	-	58,173	-	58,173
	13,845,064	7,318,082	9,732,147	5,664,720

12. HUTANG KEPADA SYARIKAT SUBSIDIARI

Amaun terhutang kepada syarikat subsidiari adalah tidak bercagar, tiada tempoh tetap pembayaran balik dan tanpa faedah.

13. HUTANG DARI/(KEPADA) SYARIKAT SUB-SUBSIDIARI

Amaun terhutang dari/(kepada) syarikat sub-subsidiari adalah tidak bercagar, tiada tempoh tetap pembayaran balik dan tanpa faedah.

14. HUTANG DARI/(KEPADA) SYARIKAT BERSEKUTU

Amaun terhutang kepada syarikat bersekutu adalah tidak bercagar, tiada tempoh tetap pembayaran balik dan tanpa faedah.

LEMBAGA PEMBANGUNAN INDUSTRI PEMBINAAN MALAYSIA

NOTA-NOTA KEPADA PENYATA KEWANGAN
BAGI TAHUN KEWANGAN BERAKHIR 31 DISEMBER 2015 (SAMB.)

15. PELABURAN PORTFOLIO

	Kumpulan		Lembaga	
	2015 RM	2014 RM	2015 RM	2014 RM
Pada kos, di Malaysia:				
AM Investment	149,850	149,850	-	-
Amanah Raya JMF Management	6,575,268	6,313,500	-	-
Hong Leong Asset Management	26,000,000	22,000,000	26,000,000	22,000,000
Permodalan BSN	13,000,000	22,000,000	13,000,000	22,000,000
RHB Asset Management	97,000,000	22,000,000	97,000,000	22,000,000
TA Investment	-	10,000,000	-	10,000,000
UOB Asset Management	-	22,000,000	-	22,000,000
	142,725,118	104,463,350	136,000,000	98,000,000

16. DEPOSIT JANGKA PENDEK

	Kumpulan		Lembaga	
	2015 RM	2014 RM	2015 RM	2014 RM
Bank Perdagangan	-	-	-	-
Bank Islam	16,000,000	39,000,000	16,000,000	39,000,000
Lain-lain Institusi Kewangan	462,919,440	445,054,481	432,200,000	435,246,462
	478,919,440	484,054,481	448,200,000	474,246,462

Kadar faedah purata wajaran efektif dan purata kematangan deposit-deposit di bank-bank berlesen pada tarikh lembaran imbalan adalah 4.10% (2014 : 3.60%) setahun dan 366 hari (2014 : 365 hari).

17. PEMIUTANG LAIN DAN AKRUAN

	Kumpulan		Lembaga	
	2015 RM	2014 RM	2015 RM	2014 RM
		Seperti dinyatakan semula		
Pemiutang lain	9,062,279	8,710,105	355,434	470,855
Kordinasi Modular	194,035	194,035	194,035	194,035
Unit Perancang Ekonomi, JPM	483,015	483,015	483,015	483,015
National Highway Authority of India	499,263	551,102	499,263	551,102
SKK1M	577,000	311,000	577,000	311,000
TERAJU	358,726	856,026	358,726	856,026
Akruan	37,859,217	24,603,976	37,859,217	24,603,976
	49,033,535	35,709,259	40,326,690	27,470,009

LEMBAGA PEMBANGUNAN INDUSTRI PEMBINAAN MALAYSIA

NOTA-NOTA KEPADA PENYATA KEWANGAN
BAGI TAHUN KEWANGAN BERAKHIR 31 DISEMBER 2015 (SAMB.)

18. PINJAMAN BANK

	Nota	Kumpulan	
		2015 RM	2014 RM
Pinjaman berjangka	(i)	2,032,156	2,395,411
Pemiutang sewabeli	(ii)	1,489,781	1,471,387
		<u>3,521,937</u>	<u>3,866,798</u>
Diwakili oleh:-			
Bayaran balik dalam 12 bulan		800,678	864,050
Bayaran balik selepas 12 bulan dan tidak melebihi 5 tahun		<u>2,721,259</u>	<u>3,002,748</u>

- (i) Pinjaman berjangka bagi Pembiayaan Islam Boleh Ubah Tempoh (BBA TF) berjumlah RM3,641,544 adalah sebahagian dari pembiayaan pembelian 15 unit kedai-pejabat siap di Taman Tasik Utama, Ayer Keroh, Melaka dan sebidang tanah komersial yang dipegang dibawah HSM 4918 Lot No. PT 19403, Mukim Bukit Katil, Melaka Tengah.

Tempoh pembayaran balik pinjaman adalah sebanyak RM900 sehingga RM18,787 selama 120 ansuran bulanan termasuk faedah.

		Kumpulan	
		2015 RM	2014 RM
Kematangan pinjaman berjangka:-			
Bayaran balik dalam 12 bulan		364,155	482,076
Bayaran balik selepas 12 bulan dan tidak melebihi 5 tahun		1,668,001	1,913,335
		<u>2,032,156</u>	<u>2,395,411</u>
(ii) Baki pada akhir tahun		1,698,377	1,683,847
Tolak : Caj tertanggung		<u>(208,596)</u>	<u>(212,460)</u>
		<u>1,489,781</u>	<u>1,471,387</u>
Diwakili oleh:-			
Bayaran balik dalam 12 bulan		436,523	381,974
Bayaran balik selepas 12 bulan dan tidak melebihi 5 tahun		1,053,258	1,089,413
		<u>1,489,781</u>	<u>1,471,387</u>

Kadar faedah untuk item sewa beli di atas dinyatakan pada lingkungan 2.4% – 6.5 % (2014 : 2.4% – 3.4%) setahun.

LEMBAGA PEMBANGUNAN INDUSTRI PEMBINAAN MALAYSIA

NOTA-NOTA KEPADA PENYATA KEWANGAN
BAGI TAHUN KEWANGAN BERAKHIR 31 DISEMBER 2015 (SAMB.)

19. KUMPULAN WANG PINJAMAN KENDERAAN

	Kumpulan dan Lembaga	
	2015	2014
	RM	RM
Pada 1 Januari/31 Disember	<u>3,500,000</u>	<u>3,500,000</u>

PERGERAKAN BAKI PENGHUTANG PINJAMAN

Baki pinjaman pada 1 Januari	521,565	607,135
Tambah : Pinjaman baru diluluskan	<u>65,000</u>	<u>78,100</u>
	586,565	685,235
Tolak : Pembayaran balik pinjaman	<u>(159,950)</u>	<u>(163,670)</u>
Baki pinjaman pada 31 Disember	<u>426,615</u>	<u>521,565</u>

20. KUMPULAN WANG PINJAMAN KOMPUTER

	Kumpulan dan Lembaga	
	2015	2014
	RM	RM
Pada 1 Januari/31 Disember	<u>1,000,000</u>	<u>1,000,000</u>

PERGERAKAN BAKI PENGHUTANG PINJAMAN

Baki pinjaman pada 1 Januari	7,974	20,523
Tambah : Pinjaman baru diluluskan	<u>-</u>	<u>-</u>
	7,974	20,523
Tolak : Pembayaran balik pinjaman	<u>(3,015)</u>	<u>(12,549)</u>
Baki pinjaman pada 31 Disember	<u>4,959</u>	<u>7,974</u>

21. GERAN PROJEK SISTEM SAGA V

	Kumpulan dan Lembaga	
	2015	2014
	RM	RM
Pada 1 Januari/31 Disember	<u>48,569</u>	<u>97,136</u>
Geran Kerajaan untuk perolehan aset	248,000	248,000
Geran Kerajaan dilunaskan :		
Susutnilai terkumpul	<u>(199,431)</u>	<u>(150,864)</u>
	<u>48,569</u>	<u>97,136</u>

NOTA-NOTA KEPADA PENYATA KEWANGAN
BAGI TAHUN KEWANGAN BERAKHIR 31 DISEMBER 2015 (SAMB.)

22. GERAN TERTUNDA

	Kumpulan	
	2015 RM	2014 RM Seperti dinyatakan semula
Baki pada awal tahun	25,130,043	573,895
Diterima dalam tahun kewangan semasa:		
- Geran latihan:		
- berkaitan sumbangan tunai	5,069,623	8,495,607
- berkaitan sumbangan aset (Nota 3)	4,077,992	2,506,003
- Geran simulator	-	19,280,814
Belum diterima dalam tahun kewangan semasa	842,039	-
	9,989,654	30,282,424
Diambil kira dalam penyata pendapatan:		
- penggunaan atas aset yang diperolehi	(884,960)	(498,053)
- penggunaan atas perbelanjaan yang terlibat	(6,005,634)	(5,228,223)
	(6,890,594)	(5,726,276)
Baki pada akhir tahun	28,229,103	25,130,043

- (a) Geran sebanyak RM980,000 yang diuruskan oleh Lembaga Pembangunan Industri Pembinaan Malaysia ("LPIPM") adalah berkaitan implementasi bagi Program Belia CIDB. Geran telah dilunaskan sepenuhnya dalam tahun kewangan semasa.

Dalam tahun kewangan semasa, syarikat subsidiari telah menerima tambahan geran sebanyak RM1,330,000 daripada LPIPM bagi tujuan program yang sama.

- (b) Geran sebanyak RM19,280,814 yang diuruskan oleh LPIPM adalah berkaitan pembelian mesin-mesin simulator, perisian dan peralatan latihan bagi setiap ABM. Pemberian geran ini adalah secara mutlak ("one-off") dan tidak dikembalikan.
- (c) Geran sebanyak RM132,000 yang diuruskan oleh LPIPM adalah berkaitan pendahuluan pembangunan fasiliti latihan yang diterima bagi Projek Penyelaras (BOSIET) di ABM Wilayah Selatan.
- (d) Geran sebanyak RM9,242,610 yang diuruskan oleh LPIPM adalah berkaitan pendahuluan kepada syarikat sub-subsidiari bagi pembaikan dan penyelenggaraan bangunan hakmilik Lembaga serta pembelian peralatan latihan.

Dalam tahun kewangan semasa, syarikat sub-subsidiari telah menerima tambahan pendahuluan geran sebanyak RM2,410,577 daripada LPIPM bagi menampung kos perbelanjaan sewaan, peralatan latihan, pembaikan dan penyelenggaraan peralatan latihan serta bangunan hakmilik Lembaga dan kos perjalanan serta penginapan yang terlibat dalam pemindahan tapak kampus ABM Wilayah Sabah dan Sarawak.

- (e) Geran sebanyak RM647,000 yang diuruskan oleh LPIPM adalah berkaitan implementasi Program Pembangunan Latihan di Akademi Binaan Malaysia (Sabah) Sdn. Bhd. Pemberian geran ini perlu dibayar balik sekiranya terdapat lebih geran yang tidak digunakan untuk program tersebut.
- (f) Dalam tahun kewangan semasa, syarikat sub-subsidiari telah menerima tambahan geran sebanyak RM6,249,077 daripada LPIPM bagi pembelian peralatan latihan dan hostel. Geran ini dilunaskan dalam tempoh 5 tahun dari tarikh transaksi pembelian dibuat.

LEMBAGA PEMBANGUNAN INDUSTRI PEMBINAAN MALAYSIA

NOTA-NOTA KEPADA PENYATA KEWANGAN BAGI TAHUN KEWANGAN BERAKHIR 31 DISEMBER 2015 (SAMB.)

23. LIABILITI CUKAI TERTUNDA

Liabiliti cukai tertunda Kumpulan dan Lembaga adalah seperti berikut:-

	Kumpulan		Lembaga	
	2015 RM	2014 RM	2015 RM	2014 RM
Baki pada awal tahun	7,297,327	7,637,630	6,953,595	7,315,521
Pindahan ke penyata pendapatan (Nota 25)	727,125	(340,303)	469,842	(361,926)
Baki pada akhir tahun	8,024,452	<u>7,297,327</u>	7,423,437	<u>6,953,595</u>

Cukai tertunda disediakan bagi semua perbezaan masa hadapan kerana perbezaan masa ini akan berbalik pada masa hadapan yang boleh diramalkan.

24. PERCUKAIAN

Pelarasan bagi perbelanjaan cukai yang berkaitan dengan keuntungan sebelum cukai pada kadar efektif untuk Lembaga dan Kumpulan adalah seperti berikut:-

	Kumpulan		Lembaga	
	2015 RM	2014 RM	2015 RM	2014 RM
		Seperti dinyatakan semula		
Cukai pendapatan berdasarkan keputusan tahun semasa:-				
Cukai pendapatan	5,864,913	7,549,503	4,091,875	5,189,611
Bahagian cukai syarikat bersekutu	59,125	59,474	-	-
Cukai tertunda (Nota 24)	505,259	(355,788)	469,843	(361,926)
	6,429,297	<u>7,253,189</u>	4,561,718	<u>4,827,685</u>
Cukai terkurang/(terlebih) nyata pada tahun lepas:-				
Cukai pendapatan	179,116	(138,176)	(8,586)	(46,496)
Cukai tertunda (Nota 24)	221,867	15,485	-	-
	6,830,280	<u>7,130,498</u>	4,553,132	<u>4,781,189</u>
Keuntungan/(kerugian) sebelum cukai	30,704,299	<u>(5,720,177)</u>	22,876,704	<u>(12,770,247)</u>
Kadar cukai di Malaysia - 25% (2014 : 25%)	7,676,075	(1,430,044)	5,719,176	(3,192,562)
Insentif cukai diperoleh atas pengecualian hasil levi	(7,079,568)	364,248	(7,079,568)	364,248
Kesan atas pendapatan dikecualikan cukai	(2,985,456)	(1,442,091)	(1,209,523)	(456,117)
Kesan atas perbelanjaan yang tidak dibenarkan untuk tolakan cukai	9,086,482	10,014,678	7,099,801	8,075,851
Kesan atas kerugian belum serap tidak digunakan	(287,187)	(55,255)	-	-
Kesan atas elaun modal belumguna digunakan	-	(183,098)	-	-
Pembalikan cukai tertunda disebabkan oleh pelupusan hartanah, loji dan peralatan	7,340	(5,402)	(196)	36,265
Cukai aset tertunda tidak diiktiraf	11,611	(9,847)	32,028	-
Belanja cukai terkurang nyata pada tahun lepas	179,116	(138,176)	(8,586)	(46,496)
Cukai tertunda terkurang/(terlebih) nyata pada tahun sebelumnya	221,867	15,485	-	-
	6,830,280	<u>7,130,498</u>	4,553,132	<u>4,781,189</u>

Mulai tahun taksiran 2000, Lembaga telah diberi pengecualian cukai dari pendapatan statutori daripada kutipan levi.

LEMBAGA PEMBANGUNAN INDUSTRI PEMBINAAN MALAYSIA

**NOTA-NOTA KEPADA PENYATA KEWANGAN
BAGI TAHUN KEWANGAN BERAKHIR 31 DISEMBER 2015 (SAMB.)**

25. MAKLUMAT STAF

Bilangan staf Kumpulan dan Lembaga (termasuk Pengarah-pengarah) pada akhir tahun 2015 adalah seramai 1,105 orang (2014 : 1,065 orang) dan 676 orang (2014 : 697 orang). Kos staf Kumpulan dan Lembaga bagi tahun 2015 adalah RM68,303,008 (2014 : RM71,046,715) dan RM54,032,415 (2014 : RM59,611,707).

26. KOMITMEN MODAL

	Lembaga	
	2015	2014
	RM	RM
Perbelanjaan modal yang diluluskan dan belum dikontrakkan	129,994,008	129,994,008
Perbelanjaan modal yang diluluskan dan dikontrakkan	-	-
	<u>129,994,008</u>	<u>129,994,008</u>

27. ASET KONTINGENSI

	Lembaga	
	2015	2014
	RM	RM
Tuntutan ke atas penghutang levi yang telah dibawa ke Mahkamah	858,636	3,467,885
	<u>858,636</u>	<u>3,467,885</u>

28. PELARASAN TAHUN LEPAS

Pelarasan tahun lepas Kumpulan adalah berkaitan pendapatan daripada Program Belia CIDB yang terlebih diambil kira dalam penyata kewangan sub-subsidiari dalam tahun kewangan berakhir 2006 sehingga 2014.

Pelarasan tahun lepas Lembaga adalah berkaitan susutnilai hartanah, loji dan peralatan telah berkurangan catat kesan daripada kerja dalam pembangunan yang telah siap dan digunakan tidak dipindahkan ke dalam hartanah, loji dan peralatan dalam tahun 2012 dan 2013.

Kesan daripada perubahan ke atas penyata kewangan adalah seperti berikut:-

Kumpulan	Seperti dinyatakan tahun lepas RM	Pengkelasan RM	Pelarasan tahun lepas RM	Seperti dinyatakan semula RM
<u>Penyata pendapatan</u>				
Pendapatan	243,786,013	1,300,000	-	245,086,013
Perbelanjaan langsung	121,991,768	843,220	(7,004)	122,827,984
Lain-lain pendapatan	34,356,663	(1,300,000)	4,513	33,061,176
Perbelanjaan pengurusan	25,820,730	(23,739)	24,743	25,821,734
Lain-lain perbelanjaan operasi	135,984,650	(819,632)	5,550	135,170,568

LEMBAGA PEMBANGUNAN INDUSTRI PEMBINAAN MALAYSIA

NOTA-NOTA KEPADA PENYATA KEWANGAN
BAGI TAHUN KEWANGAN BERAKHIR 31 DISEMBER 2015 (SAMB.)

28. PELARASAN TAHUN LEPAS (SAMB.)

Kumpulan	Seperti dinyatakan tahun lepas RM	Pengkelasan RM	Pelarasan tahun lepas RM	Seperti dinyatakan semula RM
<u>Lembaran imbangan</u>				
Penghutang lain dan terimaan	7,978,262	-	(660,180)	7,318,082
Tunai dan baki di bank	35,242,958	-	(38,711)	35,204,247
Pemiutang perniagaan	9,911,534	-	(7,004)	9,904,530
Pemiutang lain dan akruan	35,722,190	-	(12,931)	35,709,259
Kumpulan wang terkumpul	<u>755,739,781</u>	<u>-</u>	<u>(678,956)</u>	<u>755,060,825</u>
<u>Penyata perubahan ekuiti</u>				
Kumpulan wang terkumpul pada 1 Januari 2014	776,205,805	-	(6,169,723)	770,036,082
Kurangan pendapatan tahun tahun semasa	<u>(13,953,801)</u>	<u>-</u>	<u>(18,776)</u>	<u>(13,972,577)</u>
Lembaga				
<u>Penyata perubahan ekuiti</u>				
Kumpulan wang terkumpul pada 1 Januari 2014	<u>756,185,413</u>	<u>-</u>	<u>(6,169,723)</u>	<u>750,015,690</u>

29. ANGKA-ANGKA PERBANDINGAN

Angka-angka perbandingan adalah selaras dengan persembahan dan pengkelasan penyata kewangan tahun lepas kecuali seperti yang dinyatakan pada Nota 10 kepada penyata kewangan di pada pergerakan di dalam peruntukan hutang ragu dan penghutang perniagaan bagi Kumpulan.



REPORT OF THE AUDITOR GENERAL ON THE FINANCIAL STATEMENTS OF CONSTRUCTION INDUSTRY DEVELOPMENT BOARD MALAYSIA FOR THE YEAR ENDED 31 DECEMBER 2015

Report on the Financial Statements

The financial statements of Construction Industry Development Board Malaysia and the Group which comprise the Balance Sheet as at 31 December 2015 and the Income Statement, Statement of Changes in Equity and Cash Flow Statement for the year then ended, and a summary of significant accounting policies and other explanatory information, have been audited by my representatives.

Responsibilities of the Board for the Financial Statements

The Board is responsible for the preparation and fair presentation of the financial statements in accordance with the financial reporting standards approved in Malaysia and Construction Industry Development Board Act 1994 (Act 520) and for such internal control as the management determines is necessary to enable the preparation of financial statements that are free from material misstatement, whether due to fraud or error.

Auditors' Responsibilities

My responsibility is to express an opinion on the financial statements based on our audit. The audit has been conducted in accordance with Audit Act 1957 and approved standards on auditing in Malaysia. Those standards require me to comply with ethical requirements and plan and perform the audit to obtain reasonable assurance about whether the financial statements are free from material misstatement.

An audit involves performing procedures to obtain audit evidence about the amounts and disclosures in the financial statements. The procedures selected depend on auditors' judgement, including the assessment of risks of material misstatement of the financial statements, whether due to fraud or error. In making those risk assessments, the auditors consider internal control relevant to the entity's preparation of financial statements that give a true and fair view in order to design audit procedures that are appropriate in the circumstances, but not for the purpose of expressing an opinion on the effectiveness of the entity's internal control. An audit also includes evaluating the appropriateness of accounting policies used and the reasonableness of accounting estimates made by the management, as well as evaluating the overall presentation of the financial statements.

I believe that the audit evidence I have obtained is sufficient and appropriate to provide a basis for my audit opinion.

Opinion


In my opinion, the financial statements give a true and fair view of the financial position of Construction Industry Development Board Malaysia and the Group as at 31 December 2015 and of its financial performance and cash flows for the year then ended in accordance with approved accounting standards in Malaysia.

I have considered the financial statements and auditors' reports of subsidiary companies not audited by me as indicated in the notes to the financial statements. I am satisfied that the financial statements of the subsidiary companies have been consolidated with the Financial Statements of Construction Industry Development Board Malaysia in an appropriate and proper form and content for the purpose of preparing the financial statements. I have also received satisfactory information and explanation as required for the purpose. The auditors' reports on financial statements of the subsidiary companies do not contain any observations that could affect the financial statements.



[signature]
(LT COL (H) DATUK HJ. ANWARI BIN SURI)
For AUDITOR GENERAL MALAYSIA


PUTRAJAYA
1 JULY 2016



STATEMENT BY THE CHAIRMAN AND A MEMBER OF THE BOARD

We, Tan Sri Dr. Ir. Ahmad Tajuddin bin Ali and Dato' Sri Zohari bin Haji Akob, being the Chairman and a member of the Board of CONSTRUCTION INDUSTRY DEVELOPMENT BOARD MALAYSIA, do hereby state that in the opinion of the Board, the following Income Statement, Balance Sheet, Statement of Changes in Equity and Cash Flow Statements of CONSTRUCTION INDUSTRY DEVELOPMENT BOARD MALAYSIA and the Group together with the notes set out herein are drawn up so as to give a true and fair view of the position of CONSTRUCTION INDUSTRY DEVELOPMENT BOARD MALAYSIA and the Group as at 31 December 2015 and the results of its operations and changes in financial position of CONSTRUCTION INDUSTRY DEVELOPMENT BOARD MALAYSIA and the Group for the year ended on that date.

On behalf of The Board




TAN SRI DR. IR. AHMAD TAJUDDIN BIN ALI
Chairman,
Construction Industry Development Board
Malaysia

Date: 28 June 2016

Kuala Lumpur, Malaysia

On behalf of The Board



DATO' SRI ZOHARI BIN HAJI AKOB
Member of The Board,
Construction Industry Development Board
Malaysia


Date: 28 June 2016

Kuala Lumpur, Malaysia

DECLARATION BY THE OFFICER PRIMARILY RESPONSIBLE FOR THE FINANCIAL MANAGEMENT OF CONSTRUCTION INDUSTRY DEVELOPMENT BOARD MALAYSIA

I, Dato' Ir. Ahmad 'Asri bin Abdul Hamid, the officer primarily responsible for the financial management of CONSTRUCTION INDUSTRY DEVELOPMENT BOARD MALAYSIA, do solemnly and sincerely declare that the following Income Statement, Balance Sheet, Statement of Changes in Equity and Cash Flow Statements of CONSTRUCTION INDUSTRY DEVELOPMENT BOARD MALAYSIA and the Group together with the notes set out herein, to the best of my knowledge and belief are correct and I make this solemn declaration conscientiously believing the same to be true and by virtue of the provisions of the Statutory Declarations Act, 1960.

Subscribed and solemnly declared)
by the above named at)
Kuala Lumpur on 28 JUN 2016)



.....
DATO' IR. AHMAD 'ASRI BIN ABDUL HAMID
Chief Executive,
Construction Industry Development Board Malaysia

Before me,



No. 86, Tingkat Bawah
Jalan Putra
50350 Kuala Lumpur

CONSTRUCTION INDUSTRY DEVELOPMENT BOARD MALAYSIA

BALANCE SHEET AS AT 31 DECEMBER 2015

	Note	Group		Board	
		2015 RM	2014 RM As restated	2015 RM	2014 RM
Non-Current Assets					
Property, plant and equipment	3	146,972,542	162,289,157	130,309,509	151,199,665
Work in progress	4	12,254,223	12,584,458	12,254,223	12,584,458
Investment in subsidiaries	5	-	-	23,510,842	23,510,842
Investment in associates	6	833,020	668,083	-	-
Goodwill	7	390,200	430,859	-	-
Other investments	8	4,370,433	4,370,433	-	-
		164,820,418	180,342,990	166,074,574	187,294,965
Current Assets					
Inventories	9	676,704	398,851	109,901	155,545
Trade debtors	10	28,366,829	34,166,751	23,762,144	30,221,802
Other debtors and receivables	11	13,845,064	7,318,082	9,732,147	5,664,720
Amount due from subsidiaries	13	-	-	244,472	-
Amount due from associates	14	-	209,826	-	-
Repair tax		537,915	322,270	328,125	140,863
Portfolio investments	15	142,725,118	104,463,350	136,000,000	98,000,000
Short term deposits	16	478,919,440	484,054,481	448,200,000	474,246,462
Cash and bank balances		68,376,751	35,204,247	51,198,734	14,196,990
		733,447,821	666,137,858	669,575,523	622,626,382
Current liabilities					
Trade creditors		17,299,220	9,904,530	6,012,657	2,008,146
Other creditors and accruals	17	49,033,535	35,709,259	40,326,690	27,470,009
Short term employee benefits		184,843	-	184,843	-
Amount due to subsidiaries	12	-	-	2,778,984	21,133,765
Amount due to sub-subsidiaries	13	-	-	20,919,536	15,879,421
Amount due to associates	14	990,270	-	-	-
Bank borrowings	18	800,678	864,050	-	-
Taxation		436,201	567,355	-	-
		68,744,747	47,045,194	70,222,710	66,491,341
Net current assets		664,703,074	619,092,664	599,352,813	556,135,041
		829,523,492	799,435,654	765,427,387	743,430,006
Funded by:					
Reserves and capital					
Accumulated funds		777,519,569	755,060,825	749,750,287	731,879,275
Vehicle loan fund	19	3,500,000	3,500,000	3,500,000	3,500,000
Computer loan fund	20	1,000,000	1,000,000	1,000,000	1,000,000
SAGA V System Project Grant	21	48,569	97,136	48,569	97,136
Total funds		782,068,138	759,657,961	754,298,856	736,476,411
Minority interest		4,770,057	4,341,704	-	-
Reserve on consolidation		5,389	5,871	-	-
Deferred and long term liabilities					
Bank borrowings	18	2,721,259	3,002,748	-	-
Deferred grant	22	28,229,103	25,130,043	-	-
Deferred tax liabilities	23	8,024,452	7,297,327	7,423,437	6,953,595
Long term employee benefits		3,705,094	-	3,705,094	-
		829,523,492	799,435,654	765,427,387	743,430,006

The accompanying notes form an integral part of the financial statements.

CONSTRUCTION INDUSTRY DEVELOPMENT BOARD MALAYSIA

INCOME STATEMENT FOR THE YEAR ENDED 31 DECEMBER 2015

	Note	Group		Board	
		2015 RM	2014 RM As restated	2015 RM	2014 RM
Income					
Courses fee		16,744,284	4,765,906	3,802,703	3,625,106
Registration and accreditation		48,268,429	43,465,686	45,237,995	42,742,712
Contract levy		200,945,191	190,660,764	200,945,191	190,660,764
Project management and consultation		2,799,639	1,116,904	-	-
Sales of documents		135,567	101,415	135,567	101,415
Other income		2,467,814	4,975,338	-	-
		<u>271,360,924</u>	<u>245,086,013</u>	<u>250,121,456</u>	<u>237,129,997</u>
Direct expenses					
Contractors courses expenses		14,099,033	20,189,984	-	-
Construction industry funding programmes		66,866,534	67,992,466	143,426,687	146,356,457
Professional fees		26,381,195	20,525,781	-	-
Depreciation of property, plant and equipment		1,325,815	438,121	-	-
Rental of office, basic facilities and equipment		22,469,951	13,681,632	-	-
		<u>131,142,528</u>	<u>122,827,984</u>	<u>143,426,687</u>	<u>146,356,457</u>
Gross income		140,218,396	122,258,029	106,694,769	90,773,540
Other income					
Dividend		4,694,083	1,571,776	4,729,414	1,824,466
Fixed deposit interest		17,405,145	21,407,826	16,659,067	21,190,979
Hibah		111,095	80,637	108,677	78,343
Others		29,286,186	10,000,937	23,440,019	5,015,428
		<u>51,496,509</u>	<u>33,061,176</u>	<u>44,937,177</u>	<u>28,109,216</u>
Management expenses					
Supplies		3,060,369	3,565,406	2,815,980	3,191,337
Travelling allowances		7,110,097	6,853,509	5,349,094	4,885,396
Staff course and training		3,186,157	3,525,402	2,566,271	3,257,059
Maintenance		5,927,912	6,428,333	2,983,974	3,557,791
Other expenses		107,266	69,734	-	-
Office expenses		101,922	59,649	-	-
Communications and utilities		5,034,555	5,319,701	2,495,402	2,397,526
		<u>24,528,278</u>	<u>25,821,734</u>	<u>16,210,721</u>	<u>17,289,109</u>

The accompanying notes form an integral part of the financial statements.

CONSTRUCTION INDUSTRY DEVELOPMENT BOARD MALAYSIA

INCOME STATEMENT FOR THE YEAR ENDED 31 DECEMBER 2015 (CONT'D)

	Note	Group		Board	
		2015 RM	2014 RM As restated	2015 RM	2014 RM
Other operating expenses					
Road tax and insurance		446,733	300,353	317,617	184,207
Doubtful debt allowance		807,742	484,101	729,482	484,101
Emoluments		68,303,008	71,046,715	54,032,415	59,611,707
Property, plant and equipment written off		4,828	852,337	4,828	852,337
Bad debts written off		1,735	-	-	-
Entertainment		1,094,463	1,665,392	-	-
Amortisation:					
- goodwill and reserves on consolidation		40,177	40,533	-	-
- land		27,490	27,490	-	-
Advertisements and promotions		1,036,987	1,299,912	-	-
Professional services		21,582,779	13,342,649	15,794,287	8,950,422
Loss on disposal of property, plant and equipment		709	149,284	-	-
Rentals		9,646,941	9,673,172	9,355,177	9,257,445
Depreciation of property, plant and equipment		33,485,373	36,288,630	32,310,715	35,023,675
		<u>136,478,965</u>	<u>135,170,568</u>	<u>112,544,521</u>	<u>114,363,894</u>
Financial costs					
Loan interests		186,786	189,165	-	-
Bank commission		40,639	29,372	-	-
		<u>227,425</u>	<u>218,537</u>	<u>-</u>	<u>-</u>
Total expenses		<u>161,234,668</u>	<u>161,210,839</u>	<u>128,755,242</u>	<u>131,653,003</u>
Income surplus/(deficit)		30,480,237	(5,891,634)	22,876,704	(12,770,247)
Share of associates' result		<u>224,062</u>	<u>171,457</u>	<u>-</u>	<u>-</u>
Income surplus/(deficit) before taxation and zakat		30,704,299	(5,720,177)	22,876,704	(12,770,247)
Taxation	24	(6,830,280)	(7,130,498)	(4,553,132)	(4,781,189)
Zakat		(796,672)	(675,979)	(452,560)	(584,979)
Income surplus/(deficit) after taxation and zakat		23,077,347	(13,526,654)	17,871,012	(18,136,415)
Minority interest		(428,353)	(445,923)	-	-
Income surplus/(deficit) after taxation and of current year		<u>22,648,994</u>	<u>(13,972,577)</u>	<u>17,871,012</u>	<u>(18,136,415)</u>

The accompanying notes form an integral part of the financial statements.

CONSTRUCTION INDUSTRY DEVELOPMENT BOARD MALAYSIA

STATEMENT OF CHANGES IN EQUITY FOR THE YEAR ENDED 31 DECEMBER 2015

	Note	Accumulated fund RM	Vehicle loan loan RM	Computer loan fund RM	SAGA V System grant RM	Total RM
Group						
Balance as at 1 January 2014						
As stated last year		776,205,805	3,500,000	1,000,000	145,704	780,851,509
Prior year adjustment	28	(6,169,723)	-	-	-	(6,169,723)
As restated		770,036,082	3,500,000	1,000,000	145,704	774,681,786
Current year revenue	21	-	-	-	(48,568)	(48,568)
As stated last year		(13,953,801)	-	-	-	(13,953,801)
Prior year adjustment	28	(18,776)	-	-	-	(18,776)
As restated		(13,972,577)	-	-	-	(13,972,577)
Prior year adjustment	28	(660,180)	-	-	-	(660,180)
Dividend paid to minority shareholders		(342,500)	-	-	-	(342,500)
Balance as at 31 December 2014		755,060,825	3,500,000	1,000,000	97,136	759,657,961
Balance as at 1 January 2015						
Current year revenue	21	-	-	-	(48,567)	(48,567)
Dividend paid to minority shareholders		(190,250)	-	-	-	(190,250)
Income surplus for current year		22,648,994	-	-	-	22,648,994
Balance as at 31 December 2015		777,519,569	3,500,000	1,000,000	48,569	782,068,138
Board						
Balance as at 1 January 2014						
As stated last year		756,185,413	3,500,000	1,000,000	145,704	760,831,117
Prior year adjustment	28	(6,169,723)	-	-	-	(6,169,723)
As restated		750,015,690	3,500,000	1,000,000	145,704	754,661,394
Current year revenue	21	-	-	-	(48,568)	(48,568)
Current year income deficit		(18,136,415)	-	-	-	(18,136,415)
Balance as at 31 December 2014		731,879,275	3,500,000	1,000,000	97,136	736,476,411
Balance as at 1 January 2015						
Current year revenue	21	-	-	-	(48,567)	(48,567)
Current year income surplus		17,871,012	-	-	-	17,871,012
Balance as at 31 December 2015		749,750,287	3,500,000	1,000,000	48,569	754,298,856

The accompanying notes form an integral part of the financial statements.

CONSTRUCTION INDUSTRY DEVELOPMENT BOARD MALAYSIA

CASH FLOW STATEMENTS FOR THE YEAR ENDED 31 DECEMBER 2015

	Group		Board	
	2015 RM	2014 RM As restated	2015 RM	2014 RM As restated
Cash flows from operating activities				
Income surplus/(deficit) before taxation and zakat	30,704,299	(5,720,177)	22,876,704	(12,770,247)
<i>Adjustments for:-</i>				
Share of (profit)/loss in associates	(224,062)	(171,457)	-	-
Interest expenses	186,786	189,165	-	-
Bad debts allowance	78,260	-	-	-
Grant amortised	(48,567)	(48,568)	(48,567)	(48,568)
Property, plant and equipment written off	4,828	852,337	4,828	852,337
Hibah from bank deposit	(111,095)	(80,637)	(108,677)	(78,343)
(Profit)/loss from disposal of property, plant and equipment	(19,598)	149,284	-	-
Land amortisation	27,490	27,490	-	-
Dividend income	(4,694,083)	(1,571,776)	(4,729,414)	(1,824,466)
Interest income from computer loan	(353)	(429)	(353)	(429)
Interest income from vehicle loan	(19,081)	(20,957)	(19,081)	(20,957)
Interest income from fixed deposit	(17,405,145)	(21,407,826)	(16,659,067)	(21,190,980)
Income from grant	(6,944,658)	(5,269,496)	-	-
Provision for employee benefits	3,889,937	-	3,889,937	-
Provision for bad debts	729,482	484,101	729,482	484,101
Provision for doubtful debts not required	-	707,947	-	707,947
Impairment of goodwill	40,659	41,015	-	-
Impairment of consolidation reserves	(482)	(482)	-	-
Depreciation of property, plant and equipment	34,811,188	36,726,751	32,310,715	35,023,675
Operating profit before changes in working capital	41,005,805	4,886,285	38,246,507	1,134,070
Increase/(decrease) in working capital				
Inventories	(277,853)	139,454	45,644	68,678
Trade debtors	4,992,180	(5,841,270)	5,730,176	(6,123,742)
Other debtors and receivables	(5,684,943)	3,062,035	(4,067,427)	2,360,587
Amount due from directors	-	-	-	-
Amount due from/(to) associates	1,200,096	(724,419)	-	-
Trade creditors	7,394,690	(4,162,865)	4,004,511	(704,444)
Other creditors and accruals	13,169,691	16,758,707	12,856,681	15,056,145
Subsidiary creditors	-	-	(18,354,781)	19,194,039
Sub-subsidiary creditors	-	-	4,795,643	(5,036,510)
	20,793,861	9,231,642	5,010,447	24,814,753
Cash generated from operating activities	61,799,666	14,117,927	43,256,954	25,948,823
Dividend received	4,426,496	1,324,135	4,729,414	1,824,466
Dividend paid to sub-subsidiary shareholders	(190,250)	(342,500)	-	-
Interest received	17,424,579	21,429,212	16,678,501	21,212,366
Interest paid	(180,967)	(183,580)	-	-
Hibah received	111,095	80,637	108,677	78,343
Tax paid	(6,407,931)	(7,882,541)	(4,270,552)	(5,200,000)
Tax reimbursed	17,102	162,122	-	-
Zakat paid	(687,634)	(675,979)	(452,560)	(584,979)
	14,512,490	13,911,506	16,793,480	17,330,196
Net cash generated from operating activities	76,312,156	28,029,433	60,050,434	43,279,019

The accompanying notes form an integral part of the financial statements.

CONSTRUCTION INDUSTRY DEVELOPMENT BOARD MALAYSIA

CASH FLOW STATEMENTS FOR THE YEAR ENDED 31 DECEMBER 2015 (CONT'D)

	Group		Board	
	2015 RM	2014 RM As restated	2015 RM	2014 RM As restated
Cash flows from investing activities				
Work in progress	330,235	(1,750,691)	330,235	(1,750,691)
Purchase of property, plant and equipment	(15,004,909)	(9,826,283)	(11,425,387)	(7,796,442)
Proceed from disposal of property, plant and equipment	20,308	-	-	-
Investment in associates	-	(45,000)	-	-
Portfolio investments	(38,000,000)	(98,000,000)	(38,000,000)	(98,000,000)
Proceed from disposal of portfolio investments	-	1,227,444	-	-
Net cash used in investing activities	(52,654,366)	(108,394,530)	(49,095,152)	(107,547,133)
Cash flows from financing activities				
Grant received	5,169,234	29,825,644	-	-
Payment of bank loans	(789,561)	(1,229,596)	-	-
Net cash generated from financing activities	4,379,673	28,596,048	-	-
Net increase/(decrease) in cash and cash equivalents	28,037,463	(51,769,049)	10,955,282	(64,268,114)
Cash and cash equivalent at the beginning of financial year	519,258,728	571,027,777	488,443,452	552,711,566
Cash and cash equivalent at the end of financial year	547,296,191	519,258,728	499,398,734	488,443,452
Closing balance of cash and cash equivalents consist of :-				
Cash and bank balances	68,376,751	35,204,247	51,198,734	14,196,990
Short term deposits	478,919,440	484,054,481	448,200,000	474,246,462
	547,296,191	519,258,728	499,398,734	488,443,452

The accompanying notes form an integral part of the financial statements.

CONSTRUCTION INDUSTRY DEVELOPMENT BOARD MALAYSIA

NOTES TO THE FINANCIAL STATEMENTS FOR THE FINANCIAL YEAR ENDED 31 DECEMBER 2015

1. CORPORATE INFORMATION

- a) The Board was established under the Construction Industry Development Board of Malaysia Act, 1994 (Act 520) on 1 December 1994 with the purpose to develop, expand, stimulate and enhance the construction industry.

The registered office of the Board is located at Tingkat 10, Menara Dato' Onn, Pusat Dagangan Dunia Putra, No. 45, Jalan Tun Ismail, 50480 Kuala Lumpur

b) Financial Statements Presentation

The financial statements for the year ended 31 December 2015 were presented and approved by the Board of Directors Meeting held on 28 June 2016.

2. SIGNIFICANT ACCOUNTING POLICIES

The following accounting policies have been consistently applied on items deemed significant in relation to the financial statements and have been consistently applied to all financial years presented, unless stated otherwise.

(a) Basis of accounting

The Financial Statements of the Group and the Board have been prepared in accordance with:

- (i) historical cost convention; and
- (ii) the Accounting Standards approved by the Malaysian Accounting Standards Board (MASB), the Private Entity Reporting Standards (PERS); and
- (iii) the presentation of financial statements is in Ringgit Malaysia (RM)

(b) Basis of consolidation

The consolidated financial statements comprise the audited financial statements of the Construction Industry Development Board Malaysia and its subsidiaries which were prepared as at the end of the financial year. Subsidiaries are companies in which the Board has the power to exercise control over the subsidiaries' financial and operating policies in order to obtain benefits from their activities.

Subsidiary companies are companies in which the Board owns a long term equity interest exceeding 50% in capital equity and where the Board can exercise significant influence on the financial and operating policies through the Board's representation in the Board of Directors.

Subsidiaries are consolidated using the acquisition accounting method. Under the acquisition accounting method, results from subsidiaries that are consolidated or written off during the year are included in the consolidated financial statement from the date of acquisition or the date of written off, which ever is appropriate.

Assets and liabilities of subsidiaries are measured at fair value on the date of acquisition and are included in the consolidated balance sheet. The difference between the acquisition cost and fair values of the share of net asset of the Group or subsidiaries net book value acquired on the acquisition date is included in consolidated balance sheet as goodwill on consolidation and is charged to income statement during the year of acquisition.

Minority interests have been disclosed separately in the accounts and are measured at the fair value of minority shares after the acquisition of the assets and liabilities of the acquiree.

CONSTRUCTION INDUSTRY DEVELOPMENT BOARD MALAYSIA

NOTES TO THE FINANCIAL STATEMENTS FOR THE FINANCIAL YEAR ENDED 31 DECEMBER 2015 (CONT'D)

2. SIGNIFICANT ACCOUNTING POLICIES (CONT'D)

(c) Financial Instruments

- (i) Financial instrument is a contract that will appreciate the value of financial assets and liabilities or the Group's equity.

The Group's financial assets include investments, trade debtors and other debtors, deposits in approved financial institutions, cash in hand and bank balance.

The Group's financial liabilities include trade creditors and other creditors, hire purchase creditors and financial loans.

- (ii) The Group's financial policies, methods adopted and related information are described in the individual accounting policy statements or in the notes to the financial statements related to the particular financial instruments.

- (iii) The Group's financial instruments are subjected to various financial risks including debt risks, interest rate risks, market risks and liquidity and cash flow risks.

The objectives of the Group's financial risk management are to identify and control risks exposure to the Group in order to minimise losses or to reduce the effect of losses from the risks and to increase returns.

The Board of Directors is responsible to manage the risks by introducing policies and procedures. The risks are managed by continuously reviewing the current risks situation, internal control systems, complying with the financial risks policies and obtaining insurance coverage, where necessary.

(a) Credit risks

Credit risk is the risk of financial loss arising from failure to comply with agreements by parties who have contracts with the Group. The Group is exposed to credit risks mainly from its trade debtors.

Credit risk is determined by a management committee that sets the appropriate policies, evaluations and necessary actions to be taken.

(b) Interest rate risks

The Group's interest rate risks are related to hire purchase loans and deposits in approved financial institutions. The hire purchase loans and interest from deposits are based on fixed interest rate.

The movements of the market's interest rate are consistently monitored to ensure competitive interest rates and effective management of financial instruments.

(c) Market risks

Market risk is a risk when the value of the financial instrument fluctuates according to changes in the prevailing market price.

The Group is exposed to the risk through investments in quoted shares and unit trust funds.

CONSTRUCTION INDUSTRY DEVELOPMENT BOARD MALAYSIA

NOTES TO THE FINANCIAL STATEMENTS FOR THE FINANCIAL YEAR ENDED 31 DECEMBER 2015 (CONT'D)

2. SIGNIFICANT ACCOUNTING POLICIES (CONT'D)

(c) Financial instruments (cont'd)

(iii) (d) *Liquidity and cash flow risks*

Liquidity and cash flow risks are related to the inability to fulfil contracts that are stated in the financial instruments while cash flow risks are the risk of uncertainty in future cash flow which is related to cash financial instruments.

(d) Investments

Investments in subsidiary and sub-subsidiary companies are stated at cost less allowance for permanent diminution in value.

Investments in unit trusts and investment funds are stated at the lowest between cost and market value less allowance for diminution in value. Market value is derived by comparing sale price of the shares at balance sheet date. Increase or decrease in share value will be charged in the income statement

For share disposal, the difference between the net proceed value and accumulated share value will be charged to the income statement.

(e) Property, plant and equipment

(i) *Assets acquired*

Property, plant and equipment are stated at cost or valuation less accumulated depreciation or accumulated loss for damage. Any surplus arising from valuation is directly credited into capital reserve.

Property, plant and equipment amount is reviewed at the balance sheet date to determine any indication of impairment. If such indication exists, the recoverable amount of assets will be estimated. Loss from impairment is recognised when the amount for property, plant and equipment exceeds the recoverable amount of the assets. The loss will be charged into the income statement, unless it is incorporated into the equity. Any further increase in the recoverable amount will be reduced against the amount which has been recognised in depreciation, where there is no stated or written off value occurred.

(ii) *Depreciation*

Depreciation is not provided for freehold land. Leasehold land is depreciated over the lease period. Other property, plant and equipment are depreciated on straight line basis to write off the cost of property, plant and equipment over the estimated useful life. Depreciation rates used are as follows:-

Leasehold land	Based on lease period
Building and renovation	10% - 50%
Furniture and fittings	20%
Office equipment	20%
Vehicles and machineries	20%
Computer	20%
Machines and tools	20%

CONSTRUCTION INDUSTRY DEVELOPMENT BOARD MALAYSIA

NOTES TO THE FINANCIAL STATEMENTS FOR THE FINANCIAL YEAR ENDED 31 DECEMBER 2015 (CONT'D)

2. SIGNIFICANT ACCOUNTING POLICIES (CONT'D)

(f) Work in progress

Work in progress represents construction or development works of assets which are expected to be fully completed in a normal time frame. Work in progress is stated at cost and progress payments. Costs include land and other direct expenses and overheads.

(g) Goodwill

Goodwill represents the difference in value of assets acquired over the value paid to acquire the assets at the acquisition date. Goodwill acquired is amortised on a straight line basis over a period of 25 years.

(h) Inventories

Inventories comprise documents for sale such as registration guide books, contractor registration forms, acts, directories, books and division's working papers.

Inventories are stated at the lower of cost and net realisable value. Cost is determined on 'First-in First- Out' (FIFO) basis.

(i) Debtors

Debtors are stated at expected net realisable value. Estimation for doubtful debts is made based on review of all outstanding amounts at the end of the financial year. Bad debts are written off in the year they are identified.

Specific provision for doubtful debts is made based on estimated loss that may rise from the inability to collect debts from certain identified accounts for all debts outstanding more than 2 years.

(j) Creditors

Creditors are stated at cost which represents fair value estimated to be payable in the future for products or services received.

(k) Income tax

Income tax for current year profit or loss consists of current and deferred taxation. Current taxation is an estimated income tax payable on taxable profit for the current period and is calculated using the tax rates applicable on balance sheet date.

Deferred taxation is provided using liability method on temporary differences at balance sheet date between taxation basis and carrying value for the assets and liabilities in the financial statements. In principle, deferred tax liabilities are recognised for all taxable temporary differences and deferred tax assets are recognised for all deductible temporary differences, unused tax losses and unused tax credit to the extent the temporary differences is deductible, unused tax losses and unused realisable tax credit where future taxable profit can be materialised. Deferred taxation will not be recognised if temporary differences exist from goodwill or negative goodwill or from early recognition of an asset or liability in transaction which is not a business combination and at the time of transaction, did not affect on accounting profit or taxable profit.

CONSTRUCTION INDUSTRY DEVELOPMENT BOARD MALAYSIA

NOTES TO THE FINANCIAL STATEMENTS FOR THE FINANCIAL YEAR ENDED 31 DECEMBER 2015 (CONT'D)

2. SIGNIFICANT ACCOUNTING POLICIES (CONT'D)

(k) Income tax (cont'd)

Deferred taxation is calculated at the tax rates that are expected to apply during the period the assets are realised, or the liabilities are settled, based on applicable tax rate or largely applicable at the balance sheet date. Deferred taxation is recognised in the income statement, unless it arises from transaction recognised directly into equity, whereby the deferred taxation is charged or credited directly into equity or as it arises from business combination which is the acquisition companies whereby the deferred taxation is accounted into the resulting goodwill or negative goodwill.

(l) Hire purchase and lease

Assets funded through hire purchase and financial lease agreements, which basically transfers the risks and benefits of assets' ownership to the Board and the Group, are capitalised under fixed assets. They are depreciated in accordance with the policy stated in note 2(e)(ii). Related assets and lease liabilities incurred are stated at face value of the lease assets at the beginning of the respective lease period.

Unpaid liabilities are included in the financial statement as liability after deducting financial expenses. Leases which do not fulfil the financial leases criteria are classified as operating lease and all the related rentals are included in the income statement as and when they incurred.

Financial expenses related to leases is included into income statement over the period of respective agreement based on straight line method.

(m) Income recognition

i) Government Grant

Grant received from the Government in relation to assets arises when the Government awarded an assistance grant to enable the Board to acquire, own or build long term assets. The grant is eventually amortised into the income statement based on the expected life of the asset similar to the depreciation charged on the same asset.

ii) Interest Income on Fixed Deposit

Interest income on fixed deposit from licensed financial institutions is recognised on accrual basis.

(n) Impairment of assets

Property, plant and equipment and other fixed assets including intangible assets are reviewed to determine any indication of impairment losses. If such indication exists, the recoverable amount of the assets will be estimated. Loss from impairment in value is recognised when the amount exceed the recoverable amount of the assets. The recoverable amount is the higher of net selling price and realisable value of the assets.

Loss from impairment of value is accounted in the income statement, unless it reduces revaluation made previously. Any further increment in the recoverable amount will be recognised in the income statement, unless it reduces loss on impairment of assets, which will be accounted for as revaluation surplus in equity.

CONSTRUCTION INDUSTRY DEVELOPMENT BOARD MALAYSIA

NOTES TO THE FINANCIAL STATEMENTS FOR THE FINANCIAL YEAR ENDED 31 DECEMBER 2015 (CONT'D)

2. SIGNIFICANT ACCOUNTING POLICIES (CONT'D)

(o) **Cash and cash equivalents**

Cash and cash equivalents consist of short term deposits, cash in hand and at bank, and highly liquid investment.

(p) **Employee benefits**

(i) *Short term benefits*

Wages, salaries and bonuses are recognised as expenses in the year when the service is provided by the Group's employees. Compensated accumulated leave such as paid annual leave is recognised when the services rendered by the employees increase the rights of the employees for compensation leave in future, and unaccumulated short term compensation leave such as medical leave is recognised when non-attendance occurs.

(ii) *Compulsory contribution plan*

Pursuant to legal requirements, Malaysian Government/companies contribute to the national pension/Employee Provident Fund schemes. The contributions are recognised as expenses in income statement as and when they are incurred.

(iii) *Long-term employee benefits*

- a) The Board adopted the Malaysian Accounting Standards 29 (MASB 29 - Employee Benefits), which requires the payment of employee benefits paid after retirement to be recognised on an accrual basis in the income statement for current year as Employee Benefits Expenses and in the Balance Sheet as a liability known as Long Term Employee Benefits.
- b) The type of a long-term employee benefits recognised on an accrual basis are payment in lieu of leave. Calculation of the employee benefit amount is based on the actual number of accumulated leave and rates of pay and eligible allowances for the financial year.

CONSTRUCTION INDUSTRY DEVELOPMENT BOARD MALAYSIA

NOTES TO THE FINANCIAL STATEMENTS FOR THE FINANCIAL YEAR ENDED 31 DECEMBER 2015 (CONT'D)

3. PROPERTY, PLANT AND EQUIPMENT

Group	Buildings & renovations RM	Land RM	Vehicles & machineries RM	Office equipment & tools RM	Computer RM	Furniture & fittings RM	Total RM
Cost							
At 1/1/2015	268,126,876	69,893,226	18,354,084	22,255,194	19,063,060	4,167,610	401,860,050
Addition	4,449,215	-	3,645,004	6,609,778	4,653,664	169,940	19,527,601
Disposal	-	-	(274,250)	(102,734)	(72,763)	(23,583)	(473,330)
Written off	-	-	-	-	-	-	-
Adjustment	-	-	-	-	-	-	-
At 31/12/2015	272,576,091	69,893,226	21,724,838	28,762,238	23,643,961	4,313,967	420,914,321
Accumulated depreciation							
At 1/1/2015	183,775,186	8,434,423	12,775,131	17,260,275	14,218,944	3,106,934	239,570,893
Current depreciation	25,861,745	681,363	2,015,956	3,530,874	2,377,138	371,602	34,838,678
Disposal	-	-	(274,249)	(101,317)	(69,298)	(22,928)	(467,792)
Written off	-	-	-	-	-	-	-
At 31/12/2015	209,636,931	9,115,786	14,516,838	20,689,832	16,526,784	3,455,608	273,941,779
Net book value							
At 31/12/2015	62,939,160	60,777,440	7,208,000	8,072,406	7,117,177	858,359	146,972,542
At 31/12/2014	84,351,690	61,458,803	5,578,953	4,994,919	4,844,116	1,060,676	162,289,157
Board							
Cost							
At 1/1/2015	261,134,801	67,600,039	12,184,234	13,879,563	16,283,246	2,722,617	373,804,500
Addition	4,311,843	-	2,751,153	722,157	3,548,229	92,005	11,425,387
Disposal	-	-	-	(42,820)	(412,909)	(22,763)	(478,492)
Written off	-	-	-	-	-	-	-
Adjustment	-	-	-	-	-	-	-
At 31/12/2015	265,446,644	67,600,039	14,935,387	14,558,900	19,418,566	2,791,859	384,751,395
Accumulated depreciation							
At 1/1/2015	181,802,653	8,320,603	8,277,811	10,525,458	11,793,607	1,884,703	222,604,835
Current depreciation	25,591,236	653,873	1,422,835	2,260,403	2,087,361	295,007	32,310,715
Disposal	-	-	-	(41,695)	(409,464)	(22,505)	(473,664)
Written off	-	-	-	-	-	-	-
At 31/12/2015	207,393,889	8,974,476	9,700,646	12,744,166	13,471,504	2,157,205	254,441,885
Net book value							
At 31/12/2015	58,052,755	58,625,563	5,234,741	1,814,734	5,947,062	634,654	130,309,509
At 31/12/2014	79,332,148	59,279,436	3,906,423	3,354,105	4,489,639	837,914	151,199,665

During the current financial year, the Group and the Board purchased property, plant and equipment with an aggregate cost of RM19,527,601 and RM11,425,387 (2014: RM10,965,483 and RM7,796,442) respectively, where RM4,522,692 and RM Nil (2014: RM1,139,200 and RM Nil) consist of assets purchased under hire purchase and term loan arrangements. Cash payments of RM15,004,909 and RM11,425,387 (2014: RM9,826,283 and RM7,796,442) respectively were made on the purchase of property, plant and equipment. Included in property, plant and equipment are buildings and renovations built on lands owned by the Ministry of Works amounting to RM26,546,211 (2014: RM32,891,133).

CONSTRUCTION INDUSTRY DEVELOPMENT BOARD MALAYSIA

**NOTES TO THE FINANCIAL STATEMENTS
FOR THE FINANCIAL YEAR ENDED 31 DECEMBER 2015 (CONT'D)**

3. PROPERTY, PLANT AND EQUIPMENT (CONT'D)

Group	Buildings & renovations RM	Land RM	Vehicles & machineries RM	Office equipment & tools RM	Computer RM	Furniture & fittings RM	Total RM
Cost							
At 1/1/2014 (Restated)	268,045,117	67,553,962	15,890,342	21,124,420	17,763,488	3,845,455	394,222,784
Addition	2,028,027	2,339,264	3,645,147	1,180,490	1,419,121	353,434	10,965,483
Disposal	(172,521)	-	-	(24,653)	(56,213)	(28,549)	(281,936)
Written off	(1,773,747)	-	(1,181,405)	(25,063)	(63,336)	(2,730)	(3,046,281)
Adjustment	-	-	-	-	-	-	-
At 31/12/2014	268,126,876	69,893,226	18,354,084	22,255,194	19,063,060	4,167,610	401,860,050
Accumulated depreciation							
At 1/1/2014 (Restated)	156,197,105	7,776,183	11,895,011	14,534,070	12,079,052	2,661,827	205,143,248
Current depreciation	28,513,752	658,240	2,061,516	2,775,650	2,268,714	476,369	36,754,241
Disposal	(23,509)	-	-	(24,391)	(56,209)	(28,543)	(132,652)
Written off	(912,162)	-	(1,181,396)	(25,054)	(72,613)	(2,719)	(2,193,944)
At 31/12/2014	183,775,186	8,434,423	12,775,131	17,260,275	14,218,944	3,106,934	239,570,893
Net book value							
At 31/12/2014	84,351,690	61,458,803	5,578,953	4,994,919	4,844,116	1,060,676	162,289,157
At 31/12/2013 (Restated)	112,013,089	59,777,779	3,995,331	6,425,272	5,684,437	1,183,628	189,079,536
Board							
Cost							
At 1/1/2014 (Restated)	261,604,207	65,260,775	11,094,079	13,362,308	15,202,964	2,530,006	369,054,339
Addition	1,304,341	2,339,264.0	2,271,560	542,318	1,143,618	195,341	7,796,442
Disposal	-	-	-	-	-	-	-
Written off	(1,773,747)	-	(1,181,405)	(25,063)	(63,336)	(2,730)	(3,046,281)
Adjustment	-	-	-	-	-	-	-
At 31/12/2014	261,134,801	67,600,039	12,184,234	13,879,563	16,283,246	2,722,617	373,804,500
Accumulated depreciation							
At 1/1/2014 (Restated)	154,420,890	7,689,853	8,230,896	8,041,619	9,814,050	1,577,796	189,775,104
Current depreciation	28,293,925	630,750	1,228,311	2,508,893	2,052,170	309,626	35,023,675
Disposal	-	-	-	-	-	-	-
Written off	(912,162)	-	(1,181,396)	(25,054)	(72,613)	(2,719)	(2,193,944)
At 31/12/2014	181,802,653	8,320,603	8,277,811	10,525,458	11,793,607	1,884,703	222,604,835
Net book value							
At 31/12/2014	79,332,148	59,279,436	3,906,423	3,354,105	4,489,639	837,914	151,199,665
At 31/12/2013 (Restated)	107,183,317	57,570,922	2,863,183	5,320,688	5,388,915	952,210	179,279,235

During the current financial year, the Group and the Board purchased property, plant and equipment with an aggregate cost of RM10,965,483 and RM7,796,442 (2013: RM14,896,095 and RM13,379,218) respectively, where RM1,139,200 and RM Nil (2013: RM228,800 and RM Nil) consist of assets purchased under hire purchase and term loan arrangements. Cash payments of RM9,826,283 and RM7,796,442 (2013: RM14,667,295 and RM13,379,218) respectively were made on the purchase of property, plant and equipment. Included in property, plant and equipment are buildings and renovations built on lands owned by the Ministry of Works amounting to RM32,891,133 (2013: RM40,902,553). Machineries purchased totalling RM7,148,000 are under temporary custody of the Board before being handed over as gift to sub-subsidiary companies once ownership change is complete.

CONSTRUCTION INDUSTRY DEVELOPMENT BOARD MALAYSIA

NOTES TO THE FINANCIAL STATEMENTS
FOR THE FINANCIAL YEAR ENDED 31 DECEMBER 2015 (CONT'D)

4. WORK IN PROGRESS

Group and Board Item	At 1/1/2015 RM As restated	Addition RM	Classification/ Disposal RM	At 31/12/2015 RM
Land	798,011	-	-	798,011
Building	10,428,663	4,019,592	3,678,684	10,769,571
Computer	1,357,784	1,743,477	2,414,620	686,641
	12,584,458	5,763,069	6,093,304	12,254,223

Group and Board Item	At 1/1/2014 RM As restated	Addition RM	Classification/ disposal RM	At 31/12/2014 RM
Land	2,189,759	947,515	2,339,263	798,011
Building	8,085,444	3,826,318	1,483,099	10,428,663
Computer	558,564	1,537,270	738,050	1,357,784
	10,833,767	6,311,103	4,560,412	12,584,458

5. INVESTMENT IN SUBSIDIARIES

Interest in subsidiaries incorporated in Malaysia:-

	Board	
	2015 RM	2014 RM
Unquoted shares in Malaysia, at cost	23,510,842	23,510,842

CONSTRUCTION INDUSTRY DEVELOPMENT BOARD MALAYSIA

**NOTES TO THE FINANCIAL STATEMENTS
FOR THE FINANCIAL YEAR ENDED 31 DECEMBER 2015 (CONT'D)**

5. INVESTMENT IN SUBSIDIARIES (CONT'D)

Details of the subsidiaries are as follows:-

Name of subsidiaries	Equity holding		Principal activities
	2015	2014	
CIDB Holdings Sdn. Bhd.	100%	100%	Investment and services related to construction industry.
CIDB E-Construct Services Sdn. Bhd.	100%	100%	Provider of information communication technology based services.
<u>Held through</u>			
<u>CIDB Holdings Sdn. Bhd.</u>			
Akademi Binaan Malaysia (Selangor) Sdn. Bhd.	75%	75%	Provides training and courses to construction personnel and supervisors.
Akademi Binaan Malaysia (Johor) Sdn. Bhd.	95%	95%	Provides training and courses to construction personnel and supervisors.
Akademi Binaan Malaysia (Terengganu) Sdn. Bhd.	90%	90%	Provides training and courses to construction personnel and supervisors.
Akademi Binaan Malaysia (Utara) Sdn. Bhd.	100%	100%	Provides training and courses to construction personnel and supervisors.
Akademi Binaan Malaysia (Sabah) Sdn. Bhd.	100%	100%	Provides training and courses to construction personnel and supervisors.
Akademi Binaan Malaysia (Sarawak) Sdn. Bhd.	100%	100%	Provides training and courses to construction personnel and supervisors.
CIDB Events Management Sdn. Bhd *	100%	100%	Managing events related to construction industry.
Steel Frames & Truss Technology Sdn. Bhd. *	100%	100%	Designing, producing, and managing matters related to iron & steel.
<u>Held through</u>			
<u>Akademi Binaan Malaysia (Johor) Sdn. Bhd.</u>			
ABM Management Services Sdn. Bhd.	100%	100%	Provides training and courses to construction personnel and supervisors.

Subsidiaries were not audited by the National Audit Department.

CONSTRUCTION INDUSTRY DEVELOPMENT BOARD MALAYSIA

NOTES TO THE FINANCIAL STATEMENTS FOR THE FINANCIAL YEAR ENDED 31 DECEMBER 2015 (CONT'D)

6. INVESTMENTS IN ASSOCIATE

	Group	
	2015 RM	2014 RM
Unquoted shares in Malaysia, at cost	50,000	50,000
Share of post acquisition reserve	783,020	618,083
	<u>833,020</u>	<u>668,083</u>
The Group's investments in the associate consist of:		
Share from net assets	825,543	660,606
Share from goodwill in associate	7,477	7,477
	<u>833,020</u>	<u>668,083</u>

Details of the associate are as follows:-

Name of associate company	Equity holding		Principal activity
	2015	2014	
TWI-ABM Training and Certification Sdn. Bhd. *	50%	50%	Operating as trainer to contractors and subcontractors.

* Held by Akademi Binaan Malaysia (Johor) Sdn. Bhd.

All subsidiary/associate companies are incorporated in Malaysia.
The associate company was not audited by National Audit Department

7. GOODWILL

	Group	
	2015 RM	2014 RM
Goodwill from acquisition of subsidiaries	1,000,759	1,000,759
Addition: Current year acquisition	-	-
	<u>1,000,759</u>	<u>1,000,759</u>
Less: Current year provision	(40,659)	(41,015)
Accumulated amortisation at beginning of the year	(569,900)	(528,885)
Accumulated amortisation at end of the year	(610,559)	(569,900)
	<u>390,200</u>	<u>430,859</u>

CONSTRUCTION INDUSTRY DEVELOPMENT BOARD MALAYSIA

NOTES TO THE FINANCIAL STATEMENTS
FOR THE FINANCIAL YEAR ENDED 31 DECEMBER 2015 (CONT'D)

8. OTHER INVESTMENTS

	Group	
	2015 RM	2014 RM
Unquoted shares in Malaysia, at cost	<u>4,370,433</u>	<u>4,370,433</u>

9. INVENTORIES

	Group		Board	
	2015 RM	2014 RM	2015 RM	2014 RM
At cost and net realisation value				
Raw material	<u>676,704</u>	<u>398,851</u>	<u>109,901</u>	<u>155,545</u>

10. TRADE DEBTORS

	Group		Board	
	2015 RM	2014 RM	2015 RM	2014 RM
Trade debtors	53,530,060	69,825,534	48,846,642	65,880,112
Less: Provision for doubtful debts	<u>(25,163,231)</u>	<u>(35,658,783)</u>	<u>(25,084,498)</u>	<u>(35,658,310)</u>
	<u>28,366,829</u>	<u>34,166,751</u>	<u>23,762,144</u>	<u>30,221,802</u>

Normal business credit term for the Group and the Board is between 30 to 90 days. Other credit terms are evaluated and approved on case by case basis.

Movement in provision for doubtful debts in the current year is as follows:-

	Group		Board	
	2015 RM	2014 RM	2015 RM	2014 RM
At 1 January	(35,658,783)	(34,533,818)	(35,658,310)	(34,448,037)
Current year provision of doubtful debts	(737,182)	(222,845)	(658,922)	(308,153)
Doubtful debts provision no longer required	<u>11,232,734</u>	<u>(902,120)</u>	<u>11,232,734</u>	<u>(902,120)</u>
At 31 December	<u>(25,163,231)</u>	<u>(35,658,783)</u>	<u>(25,084,498)</u>	<u>(35,658,310)</u>

CONSTRUCTION INDUSTRY DEVELOPMENT BOARD MALAYSIA

**NOTES TO THE FINANCIAL STATEMENTS
FOR THE FINANCIAL YEAR ENDED 31 DECEMBER 2015 (CONT'D)**

11. OTHER DEBTORS AND RECEIVABLES

	Group		Board	
	2015 RM	2014 RM As restated	2015 RM	2014 RM
Security and prepayments	1,954,398	2,615,379	1,954,398	2,615,379
Returned cheques	85,814	94,315	85,814	94,315
Dividend receivables	326,337	390,198	326,337	390,198
Interest receivables	-	1,342,388	-	1,342,388
Miscellaneous debtors	4,118,214	1,658,659	-	-
GST debtors	6,387,565	-	6,387,565	-
Invoice debtors	590,428	635,862	590,428	635,862
Vehicle debtors	426,615	521,565	426,615	521,565
Computer debtors	4,959	7,974	4,959	7,974
Staff debtors	172,914	188,074	172,914	188,074
Education loans	279,087	302,876	279,087	302,876
Uncredited receipts	219,827	219,827	219,827	219,827
	14,566,158	7,977,117	10,447,944	6,318,458
Less: Provision for doubtful debts	(729,594)	(853,734)	(724,297)	(848,437)
Provision for doubtful debts no longer required	8,500	136,526	8,500	136,526
Bad debts written off	-	58,173	-	58,173
	13,845,064	7,318,082	9,732,147	5,664,720

12. AMOUNT DUE TO SUBSIDIARIES

Amount due to subsidiaries is unsecured and has no fixed terms for repayment and interest free.

13. AMOUNT DUE FROM/(TO) SUB-SUBSIDIARIES

Amount due from/(to) sub-subsidiaries is unsecured and has no fixed terms for repayment and interest free.

14. AMOUNT DUE FROM/(TO) ASSOCIATE COMPANIES

Amount due from/(to) sub-subsidiaries is unsecured and has no fixed terms for repayment and interest free.

CONSTRUCTION INDUSTRY DEVELOPMENT BOARD MALAYSIA

NOTES TO THE FINANCIAL STATEMENTS
FOR THE FINANCIAL YEAR ENDED 31 DECEMBER 2015 (CONT'D)

15. PORTFOLIO INVESTMENTS

	Group		Board	
	2015 RM	2014 RM	2015 RM	2014 RM
At cost, in Malaysia				
AM Investment	149,850	149,850	-	-
Amanah Raya JMF Management	6,575,268	6,313,500	-	-
Hong Leong Asset Management	26,000,000	22,000,000	26,000,000	22,000,000
Permodalan BSN	13,000,000	22,000,000	13,000,000	22,000,000
RHB Asset Management	97,000,000	22,000,000	97,000,000	22,000,000
TA Investment	-	10,000,000	-	10,000,000
UOB Asset Management	-	22,000,000	-	22,000,000
	<u>142,725,118</u>	<u>104,463,350</u>	<u>136,000,000</u>	<u>98,000,000</u>

16. SHORT TERM DEPOSITS

	Group		Board	
	2015 RM	2014 RM	2015 RM	2014 RM
Commercial banks	-	-	-	-
Islamic banks	16,000,000	39,000,000	16,000,000	39,000,000
Other financial institutions	462,919,440	445,054,481	432,200,000	435,246,462
	<u>478,919,440</u>	<u>484,054,481</u>	<u>448,200,000</u>	<u>474,246,462</u>

The effective weighted average interest rates and average maturity of deposits with licenced banks as at balance sheet date are 4.10% (2014: 3.60%) per annum and 366 days (2014: 365 days).

17. OTHER CREDITORS AND ACCRUALS

	Group		Board	
	2015 RM	2014 RM	2015 RM	2014 RM
		As restated		
Other creditors	9,062,279	8,710,105	355,434	470,855
Modular Coordination	194,035	194,035	194,035	194,035
Economic Planning Unit, PM's Department	483,015	483,015	483,015	483,015
National Highway Authority of India	499,263	551,102	499,263	551,102
SKK1M	577,000	311,000	577,000	311,000
TERAJU	358,726	856,026	358,726	856,026
Accruals	37,859,217	24,603,976	37,859,217	24,603,976
	<u>49,033,535</u>	<u>35,709,259</u>	<u>40,326,690</u>	<u>27,470,009</u>

CONSTRUCTION INDUSTRY DEVELOPMENT BOARD MALAYSIA

NOTES TO THE FINANCIAL STATEMENTS
FOR THE FINANCIAL YEAR ENDED 31 DECEMBER 2015 (CONT'D)

18. BANK BORROWINGS

	Note	Group	
		2015 RM	2014 RM
Term loans	(i)	2,032,156	2,395,411
Hire purchase creditors	(ii)	1,489,781	1,471,387
		<u>3,521,937</u>	<u>3,866,798</u>
Represented by:-			
Repayment within 12 months		800,678	864,050
Repayment after 12 months but not exceeding 5 years		<u>2,721,259</u>	<u>3,002,748</u>

- (i) Term loan for *Pinjaman Islam Boleh Ubah Tempoh* (BBA TF) amounting to RM3,641,544 is part of financing for purchase of 15 units of completed shop-office at Taman Tasik Utama, Ayer Keroh, Melaka and a piece of commercial land held under HSM 4918 Lot No. PT 19403, Mukim Bukit Katil, Melaka Tengah.

The monthly repayment instalments are between RM900 and RM18,787, including interest, for a period of 120 months.

		Group	
		2015 RM	2014 RM
Term loan maturity:			
Repayment within 12 months		364,155	482,076
Repayment within 12 months but not exceeding 5 years		<u>1,668,001</u>	<u>1,913,335</u>
		<u>2,032,156</u>	<u>2,395,411</u>
(ii) Balance at year end		1,698,377	1,683,847
Less: Deferred charges		<u>(208,596)</u>	<u>(212,460)</u>
		<u>1,489,781</u>	<u>1,471,387</u>
Represented by:-			
Repayment within 12 months		436,523	381,974
Repayment within 12 months but not exceeding 5 years		<u>1,053,258</u>	<u>1,089,413</u>
		<u>1,489,781</u>	<u>1,471,387</u>

Interest rates for the above hire purchases are between 2.4% - 6.5% (2014: 2.4% - 3.4%) per annum.

CONSTRUCTION INDUSTRY DEVELOPMENT BOARD MALAYSIA

**NOTES TO THE FINANCIAL STATEMENTS
FOR THE FINANCIAL YEAR ENDED 31 DECEMBER 2015 (CONT'D)**

19. VEHICLE LOAN FUND

	Group and Board	
	2015	2014
	RM	RM
At 1 January/31 December	<u>3,500,000</u>	<u>3,500,000</u>
MOVEMENT IN LOAN DEBTORS BALANCE		
Loan balance at 1 January	521,565	607,135
Add: New loans approved	<u>65,000</u>	<u>78,100</u>
	586,565	685,235
Less: Loan repayments	<u>(159,950)</u>	<u>(163,670)</u>
Loan balance at 31 December	<u>426,615</u>	<u>521,565</u>

20. COMPUTER LOAN FUND

	Group and Board	
	2015	2014
	RM	RM
At 1 January/31 December	<u>1,000,000</u>	<u>1,000,000</u>
MOVEMENT IN LOAN DEBTORS BALANCE		
Balance at 1 January	7,974	20,523
Add: New loans approved	<u>-</u>	<u>-</u>
	7,974	20,523
Less: Loan repayments	<u>(3,015)</u>	<u>(12,549)</u>
Loan balance at 31 December	<u>4,959</u>	<u>7,974</u>

21. SAGA V SYSTEM PROJECT GRANT

	Group and Board	
	2015	2014
	RM	RM
At 1 January/31 December	<u>48,569</u>	<u>97,136</u>
Government Grant for assets procurements	248,000	248,000
Government Grant amortised:		
Accumulated depreciation	<u>(199,431)</u>	<u>(150,864)</u>
	<u>48,569</u>	<u>97,136</u>

CONSTRUCTION INDUSTRY DEVELOPMENT BOARD MALAYSIA

NOTES TO THE FINANCIAL STATEMENTS
FOR THE FINANCIAL YEAR ENDED 31 DECEMBER 2015 (CONT'D)

22. DEFERRED GRANT

	Group	
	2015 RM	2014 RM As restated
Balance at beginning of the year	25,130,043	573,895
Received during current financial year:		
- Training grant:		
- relating to cash contribution	5,069,623	8,495,607
- relating to assets contribution (Note 3)	4,077,992	2,506,003
- Simulator grant	-	19,280,814
Receivable in current financial year	<u>842,039</u>	-
	<u>9,989,654</u>	<u>30,282,424</u>
Accounted for in income statement		
- usage on assets acquired	(884,960)	(498,053)
- usage on expenses involved	<u>(6,005,634)</u>	<u>(5,228,223)</u>
	<u>(6,890,594)</u>	<u>(5,726,276)</u>
Balance at end of the year	<u>28,229,103</u>	<u>25,130,043</u>

- (a) A grant of RM980,000 managed by the Construction Industry Development Board Malaysia ("CIDB") is in respect of the implementation of CIDB Youth Programme. The grant has been fully amortised in the current financial year.

In the current financial year, subsidiary companies have received an additional grant of RM1,330,000 from CIDB for the same programme.

- (b) A grant totaling RM19,280,814 managed by CIDB is in respect of purchase of machinery simulators, software and training equipment for every ABM. The grant is regarded as a one-off and is non-refundable.
- (c) A grant of RM132,000 managed by CIDB is in respect of advances for training facility development which is for Coordinator Project (BOSIET) in Southern Region ABMs.
- (d) A grant totaling RM9,242,610 managed by CIDB is in respect of advances to sub-subsidiary companies for the repair and maintenance of buildings and property of the Board as well as purchase of training equipment.

In the current financial year, sub-subsidiary companies received additional grant advances of RM2,410,577 from CIDB to cover the cost of rental expense, training equipment, repair and maintenance of training equipment and buildings belonging to the Board and accommodation and travel costs involved in the transfer of ABM in Sabah and Sarawak Region.

- (e) A grant of RM647,000 managed by CIDB is in respect of the implementation of Training Development Programme in Akademi Binaan Malaysia (Sabah) Sdn. Bhd. The grant must be repaid if there is a surplus of unused grant for the programme.
- (f) In the current financial year, the sub-subsidiary companies received an additional grant of RM6,249,077 from CIDB for the purchase of training equipment and hostels. The grant is amortised over a period of 5 years from the date of purchase transactions.

CONSTRUCTION INDUSTRY DEVELOPMENT BOARD MALAYSIA

**NOTES TO THE FINANCIAL STATEMENTS
FOR THE FINANCIAL YEAR ENDED 31 DECEMBER 2015 (CONT'D)**

23. DEFERRED TAX LIABILITIES

Deferred tax liabilities of the Group and Board are as follows:-

	Group		Board	
	2015 RM	2014 RM	2015 RM	2014 RM
Balance at beginning of the year	7,297,327	7,637,630	6,953,595	7,315,521
Transfer to income statement (Note 25)	727,125	(340,303)	469,842	(361,926)
Balance at end of the year	<u>8,024,452</u>	<u>7,297,327</u>	<u>7,423,437</u>	<u>6,953,595</u>

Deferred tax is provided for all future differences, as the present differences will be reversed in the foreseeable future

24. TAXATION

The reconciliation of tax expenses applicable to profit before tax at the effective rate for the Board and Group is as follows:-

	Group		Board	
	2015 RM	2014 RM	2015 RM	2014 RM
		As restated		
Income tax based on current year's result:-				
Income tax	5,864,913	7,549,503	4,091,875	5,189,611
Share of associate's tax	59,125	59,474	-	-
Deferred tax (Note 24)	505,259	(355,788)	469,843	(361,926)
	<u>6,429,297</u>	<u>7,253,189</u>	<u>4,561,718</u>	<u>4,827,685</u>
Tax under/(over) stated in previous year				
Income tax	179,116	(138,176)	(8,586)	(46,496)
Deferred tax (Note 24)	221,867	15,485	-	-
	<u>6,830,280</u>	<u>7,130,498</u>	<u>4,553,132</u>	<u>4,781,189</u>
Profit/(Loss) before tax	<u>30,704,299</u>	<u>(5,720,177)</u>	<u>22,876,704</u>	<u>(12,770,247)</u>
Malaysian tax rate - 25% (2014 : 25%)	7,676,075	(1,430,044)	5,719,176	(3,192,562)
Tax incentives on exempted levy income	(7,079,568)	364,248	(7,079,568)	364,248
Effect on income tax exemption	(2,985,456)	(1,442,091)	(1,209,523)	(456,117)
Effect on expenses not allowed for tax deduction	9,086,482	10,014,678	7,099,801	8,075,851
Effect on unutilised unabsorbed losses	(287,187)	(55,255)	-	-
Effect on unutilised capital allowances	-	(183,098)	-	-
Reversal of deferred tax due to disposal of property, plant and equipment	7,340	(5,402)	(196)	36,265
Deferred tax assets not recognised	11,611	(9,847)	32,028	-
Tax expenses under stated in previous year	179,116	(138,176)	(8,586)	(46,496)
Deferred tax under/(over) stated in prior year	221,867	15,485	-	-
	<u>6,830,280</u>	<u>7,130,498</u>	<u>4,553,132</u>	<u>4,781,189</u>

With effect from year assessment 2000, the Board has been given tax exemption from statutory income on levy collection.

CONSTRUCTION INDUSTRY DEVELOPMENT BOARD MALAYSIA

NOTES TO THE FINANCIAL STATEMENTS FOR THE FINANCIAL YEAR ENDED 31 DECEMBER 2015 (CONT'D)

25. EMPLOYEE INFORMATION

The number of employees of the Group and the Board (including Directors) at the end of 2015 was 1,105 (2014: 1,065) and 676 (2014: 697) respectively. Staff costs of the Group and the Board for 2015 were RM68,303,008 (2014: RM71,046,715) and RM54,032,415 (2014: RM59,611,707) respectively.

26. CAPITAL COMMITMENT

	Board	
	2015 RM	2014 RM
Capital expenditure approved but not contracted for	129,994,008	129,994,008
Capital expenditure approved and contracted for	-	-
	<u>129,994,008</u>	<u>129,994,008</u>

27. CONTINGENT ASSET

	Board	
	2015 RM	2014 RM
Claims against levy debtors brought to court	<u>858,636</u>	<u>3,467,885</u>
	<u>858,636</u>	<u>3,467,885</u>

28. PRIOR YEAR ADJUSTMENT

The group's prior year adjustment relates to revenue from CIDB Youth Programme which was over taken up in the financial statements of sub-subsidiaries in the financial years ended 2006 to 2014.

The Board's prior year adjustment relates to the depreciation of property, plant and equipment which was under taken up as a result of completed work in progress not transferred to property, plant and equipment in 2012 and 2013.

The effect of the changes on the financial statements is as follows: -

Group	As stated last year RM	Classification RM	Prior year adjustment RM	As restated RM
<u>Income statement</u>				
Income	243,786,013	1,300,000	-	245,086,013
Direct expenses	121,991,768	843,220	(7,004)	122,827,984
Other income	34,356,663	(1,300,000)	4,513	33,061,176
Administrative expenses	25,820,730	(23,739)	24,743	25,821,734
Other operating expenses	<u>135,984,650</u>	<u>(819,632)</u>	<u>5,550</u>	<u>135,170,568</u>

CONSTRUCTION INDUSTRY DEVELOPMENT BOARD MALAYSIA

**NOTES TO THE FINANCIAL STATEMENTS
FOR THE FINANCIAL YEAR ENDED 31 DECEMBER 2015 (CONT'D)**

28. PRIOR YEAR ADJUSTMENT (CONT'D)

Group	As stated last year RM	Classification RM	Prior year adjustment RM	As restated RM
<u>Balance sheet</u>				
Other debtors and receivables	7,978,262	-	(660,180)	7,318,082
Cash and bank balance	35,242,958	-	(38,711)	35,204,247
Trade creditors	9,911,534	-	(7,004)	9,904,530
Other creditors and accruals	35,722,190	-	(12,931)	35,709,259
Accumulated funds	<u>755,739,781</u>	<u>-</u>	<u>(678,956)</u>	<u>755,060,825</u>
<u>Statement of changes in equity</u>				
Accumulated funds at 1 January 2014	776,205,805	-	(6,169,723)	770,036,082
Income deficit in in current year	<u>(13,953,801)</u>	<u>-</u>	<u>(18,776)</u>	<u>(13,972,577)</u>
Board				
Accumulated funds at 1 January 2014	<u>756,185,413</u>	<u>-</u>	<u>(6,169,723)</u>	<u>750,015,690</u>

29. COMPARATIVE FIGURES

Comparative figures are consistent with the presentation and classification of prior year financial statements except as disclosed in Note 10 to the financial statements on the movement in the provision for doubtful debts and receivables of the Group.

Glosari

Glossary

IRoC	One Registration of Contractor
Act 520	the Act by which CIDB is established, revised in 2011
AEC	ASEAN Economic Community
ABM	Akademi Binaan Malaysia, <i>Malaysia Construction Academy</i>
ArchiCAD	A 3D architectural BIM software for design and modelling
ASEAN	Association of South East Asian Nations
BEM	Board of Engineers Malaysia
BIM	Building Information Modelling
BOD	Board of Directors
BPR	Business Process Reengineering
CDA	Badan Pembinaan Konstruksi Indonesia, <i>Indonesian Construction Development Authority</i>
CEEQUAL	A sustainability assessment and rating system for civil engineering and infrastructure works
CIDB	Construction Industry Development Board
CIMP	Construction Industry Master Plan
CIPAA	Construction Industry Payment and Adjudication Act
CITP	Construction Industry Transformation Programme
CIS	Construction Industry Standards
CNAR	CIDB National Accredited Renovators
COE	Centre of Excellence
CSR	Corporate Social Responsibility
ECER	East Coast Economic Regional
ENVISION	A planning and design guidance tool for all types of infrastructure works
EPU	Economics Planning Unit, a Unit under Prime Minister's Department
FTA	Free Trade Agreement
GDP	Gross Domestic Product
GST	Goods and Services Tax
IBS	Industrialised Building System
ICU	Implementation and Coordination Unit, Prime Minister's Department
ICW	International Construction Week
IJM	IJM Corporation Berhad
IRDA	Iskandar Regional Development Authority
ISCA	Infrastructure Sustainability Council of Australia's Rating Tool
JKR	Jabatan Kerja Raya, Public Works Department
JPM	Jabatan Perdana Menteri, Prime Minister's Department
KDNK	Keluaran Dalam Negara Kasar, GDP
KETTHA	Kementerian Tenaga, Teknologi Hijau dan Air, <i>Ministry of Energy, Green Technology and Water</i>
KKR	Kementerian Kerja Raya, Ministry of Works
KLIA	Kuala Lumpur International Airport
KPI	Key Performance Indicators
KPKT	Kementerian Kesejahteraan Bandar, Perumahan dan Kerajaan Tempatan, <i>Ministry of Urban Wellbeing, Housing and Local Governments</i>
MARA	Majlis Amanah Rakyat
MBAM	Master Builders Association Malaysia

MCIEA	Malaysian Construction Industry Excellent Award
MRCB	Malaysian Resources Corporation Berhad
MISIF	Malaysian Iron & Steel Industry Federation
MITI	Ministry of International Trade and Industry
MMC	MMC Corporation Berhad
MOU	Memorandum of Understanding
MRT	Malaysian Mass Rapid Transit
MYCESSM	Malaysian Civil Engineering Standard Method of Measurement
MyCREST	Malaysian Carbon Reduction & Environmental Sustainability Tool
N3C	National Construction Cost Centre
NGO	Non-Governmental Organisation
PAM	Pertubuhan Arkitek Malaysia, <i>Malaysian Institute of Architects</i>
PBT	Pihak Berkuasa Tempatan, <i>Local Authority</i>
PETRONAS	Petroleum Nasional Berhad, the National Oil and Gas Company.
PI	Performance Indicators
PINTAR	A foundation for Promoting Intelligence, Nurturing Talents and Advocating Responsibility
PKK	Pusat Khidmat Kontraktor, <i>Contractor Services Centre (CSC)</i>
PKMM	Persatuan Kontraktor Melayu Malaysia, <i>Malay Contractor Association Malaysia</i>
PLBK	Pusat Latihan Bertauliah Kontraktor, Accredited Contractor Training Centre
PPK	Perakuan Pendaftaran Kontraktor, a certificate issued to a registered contractor
PPS	Perakuan Pematuhan Standard, a certificate issued by CIDB for a certified product or material
PR	Public Relation
PWTC	Putra World Trade Centre
QLASSIC	Quality Assessment System in Construction
QSR	QLASSIC and SHASSIC Road show
RAPID	Refinery and Petrochemical Integrated Development
REHDA	Real Estate and Housing Developers Association
Revit	A single software application that supports BIM workflow from concept to construction
RMKe11	Eleventh Malaysia Plan, Rancangan Malaysia Kesebelas
SCORE	SME Competitive Rating for Enhancement
SHAREDA	Sabah Housing and Real Estate Developers Association
SHASSIC	Safety and Health Assessment System in Construction
SME	Small and Medium Enterprises
SPAN	Suruhanjaya Perkhidmatan Air Negara, <i>National Water Services Commission</i>
SPKK	Sijil Perolehan Kerja Kerajaan, <i>Government Works Procurement Certificate</i>
SW Corp	Perbadanan Pengurusan Sisa Pepejal Negara dan Kebersihan Awam
TERAJU	Unit Teraju Agenda Bumiputera, <i>The Unit to spearhead Bumiputera Agenda</i>
TNB	Tenaga Nasional Berhad, the National energy company
TSK	Tanggungjawab Sosial Korporat, Corporate Social Responsibility
TWI	The Welding Institute
UAC	UAC Berhad
UEM	United Engineers Malaysia Berhad
UITM	Universiti Teknologi MARA
UPP	Unit Perkhidmatan Pelanggan, Customer Service Unit, a Unit in CIDB
UPM	Universiti Putra Malaysia
USM	Universiti Sains Malaysia
UTM	Universiti Teknologi Malaysia



www.cidb.gov.my