BSN

MENGGAPAI KEHIDUPAN YANG LEBIH BAIK

A BETTER LIFE WITHIN YOUR REACH

LAPORAN TAHUNAN

2016

ANNUAL REPORT

2016

LAPORAN TAHUNAN
ANNUAL REPORT

BANK SIMPANAN NASIONAL

RASIONAL KULIT
COVER RATIONAL

Sejajar dengan komitmen baharunya dalam memenuhi keperluan dunia moden, BSN terus menyediakan perkhidmatan dalam jangkauan semua rakyat Malaysia tanpa mengira usia, bangsa, jantina, status dan lokasi. Peluang sama rata disediakan kepada semua rakyat Malaysia untuk mencapai masa depan kewangan yang lebih baik dan cerah. Rekabentuk kulit hadapan laporan tahunan ini mencerminkan fokus kami dalam menyatukan aset, saluran dan strategi-strategi kami bagi memacu kebolehcapaian yang lebih baik dan kemudahan yang dipertingkatkan.

In line with its renewed commitment to meet modern needs, BSN continues to place its services within easy reach of all Malaysians regardless of their age, race, gender, status and location. This provides an equal opportunity for all Malaysians to pursue a better and more promising financial future. This year's design reflects our focus on integrating assets, channels and strategies to drive greater accessibility and enhanced convenience.

www.mybsn.com.my

KANDUNGAN

2 **Seimbas Lalu**
At a Glance

4 **Visi dan Misi**
Vision and Mission

5 **Nilai-Nilai Murni**
Core Values

6 **Piagam Pelanggan**
Clients' Charter

7 **Struktur Korporat**
Corporate Structure

8 **Profil Korporat**
Corporate Profile

12 **Anugerah dan Pengiktirafan**
Awards and Recognitions

16 **Carta Organisasi**
Organisation Chart

20 **Kenyataan Pengerusi**
Chairman's Statement

30 **Lembaga Pengarah**
Board of Directors

32 **Profil Lembaga Pengarah**
Board of Directors' Profile

42 **Jawatankuasa Syariah**
Shariah Committee

INSIDE STORY

46 **Pengurusan**
Management

52 **Pencapaian Peranan Pembangunan/Dimandatkan**
Development/Mandated Achievements

55 **Tinjauan Strategik**
Strategic Outlook

58 **Laporan Aktiviti**
Activity Report

70 **Sorotan Media**
Media Highlights

72 **Penyata Tadbir Urus Korporat**
Statement on Corporate Governance

78 **Penyata Pengurusan Risiko**
Statement on Risk Management

82 **Kenyataan Audit Dalaman**
Internal Audit Statement

83 **Laporan Jawatankuasa Syariah**
Shariah Committee Report

86 **Penyata Kewangan**
Financial Statements

Profil Korporat
Corporate Profile
ms: pg: 8

Kenyataan Pengerusi
Chairman's Statement
ms: pg: 20

Lembaga Pengarah
Board of Directors
ms: pg: 30

Tinjauan Strategik
Strategic Outlook
ms: pg: 55

SEIMBAS LALU

AT A GLANCE

RM1.94
bilion billion
HASIL
Revenue

RM1.28
bilion billion
PENDAPATAN BERSIH
Net Income

RM21.09
bilion billion
PINJAMAN, PENDAHULUAN DAN PEMBIAYAAN
Loan, Advances and Financing

RM109.5
juta million
KEUNTUNGAN SEBELUM CUKAI DAN ZAKAT
Profit Before Tax and Zakat

RM57.18
juta million
KEUNTUNGAN SELEPAS CUKAI DAN ZAKAT
Profit After Tax and Zakat

RM24.67
bilion billion
DEPOSIT DAN SIMPANAN
Deposits and Savings

732

MESIN TELLER AUTOMATIK

Automatic Teller Machines

407

MESIN DEPOSIT TUNAI

Cash Deposit Machines

403

CAWANGAN DI SELURUH NEGARA

Branches Nationwide

99

MESIN JURUWANG MAYA

Virtual Teller Machines

6,876

EJEN BANK BSN (EB BSN)

BSN Banking Agents (EB BSN)

lebih over

7,000

KAKITANGAN

Employees

VISI
VISION

Tiada Rakyat Malaysia yang Ketinggalan
No Malaysian Left Behind

Di BSN, kami berhasrat untuk memberi semua warga Malaysia peluang untuk menikmati kehidupan yang lebih baik dengan memungkinkan masa depan kewangan yang lebih baik melalui rangkaian yang meluas dan perkhidmatan yang pelbagai.

At BSN, we aim to provide every Malaysian the opportunity to enjoy a better life by enabling a better financial future through our extensive network and range of services.

MISI
MISSION

Misi kami adalah membina perhubungan jangka panjang yang penuh bermakna dengan setiap pelanggan kami bagi memastikan mereka akan terus mendapat akses kepada kehidupan yang lebih baik dengan:

- Menyediakan saluran untuk menyimpan dan melabur bagi orang awam dengan menawarkan rangkaian perkhidmatan perbankan yang komprehensif.
- Menggalakkan dan menggembleng simpanan, terutamanya daripada para penyimpan-penyimpan kecil.
- Menanam tabiat berjimat cermat dan menyimpan.
- Menggunakan dana Bank untuk pelaburan, termasuk membiayai pembangunan ekonomi negara.

Our mission is to build lifelong and meaningful relationships with our customers to ensure they continue to access a better life by:

- Providing the means for savings and investments by the general public with a comprehensive range of banking services.
- Promoting and mobilising savings, particularly from small savers.
- Inculcating the habit of thrift and savings.
- Utilising the funds of the Bank for investment including financing of economic development of the nation.

NILAI-NILAI MURNI
CORE VALUES

Di BSN, cara kerja dan kelakuan/tindakan kami adalah berlandaskan Nilai-Nilai Murni:

At BSN, the way we work and behave are guided by our Core Values:

C A R E

Komited
Committed

Kami komited ke arah kecemerlangan dalam segala yang kami lakukan.

We are committed to excellence in all that we do.

Cerdas & Tangkas
Agile

Kami peka dengan trend pasaran dan memanfaatkan peluang.

We anticipate market trends and leverage on opportunities.

Menghormati
Respectful

Kami hargai kepelbagaian dan pendapat orang ramai serta berusaha untuk meletakkan diri di tempat mereka untuk lebih memahami kehendak mereka.

We value diversity among people, ideas and points of view and strive to put ourselves in their shoes to better understand their needs.

Beretika
Ethical

Kami telus, jujur dan menjunjung nilai-nilai moral yang paling tinggi.

We are transparent, honest and uphold the highest moral values.

BSN komited sepenuhnya dalam menyediakan perkhidmatan dan produk berkualiti tinggi yang patut diterima oleh setiap warga Malaysia.

Piagam kami adalah:

- Pelanggan adalah keutamaan kami.
- Menyediakan perkhidmatan yang memuaskan pelanggan kami dan sentiasa meyakinkan bank kami.
- Sentiasa konsisten dalam memberikan Produk dan Perkhidmatan berkualiti tinggi.
- Maklumat yang diberikan adalah jelas dan lengkap.
- Menyediakan persekitaran perbankan yang selesa dan selamat.

PIAGAM PELANGGAN

CLIENTS' CHARTER

BSN is totally committed to providing you with the high quality service and products that every Malaysian deserves.

Our charter decrees:

- Customers are our main priority.
- We will provide services that satisfy our customers and continuously instill confidence in our bank.
- We will consistently deliver Products and Services of high quality.
- We will deliver information that is clear and sufficient.
- We will provide a safe and comfortable banking environment.

STRUKTUR KORPORAT
CORPORATE STRUCTURE

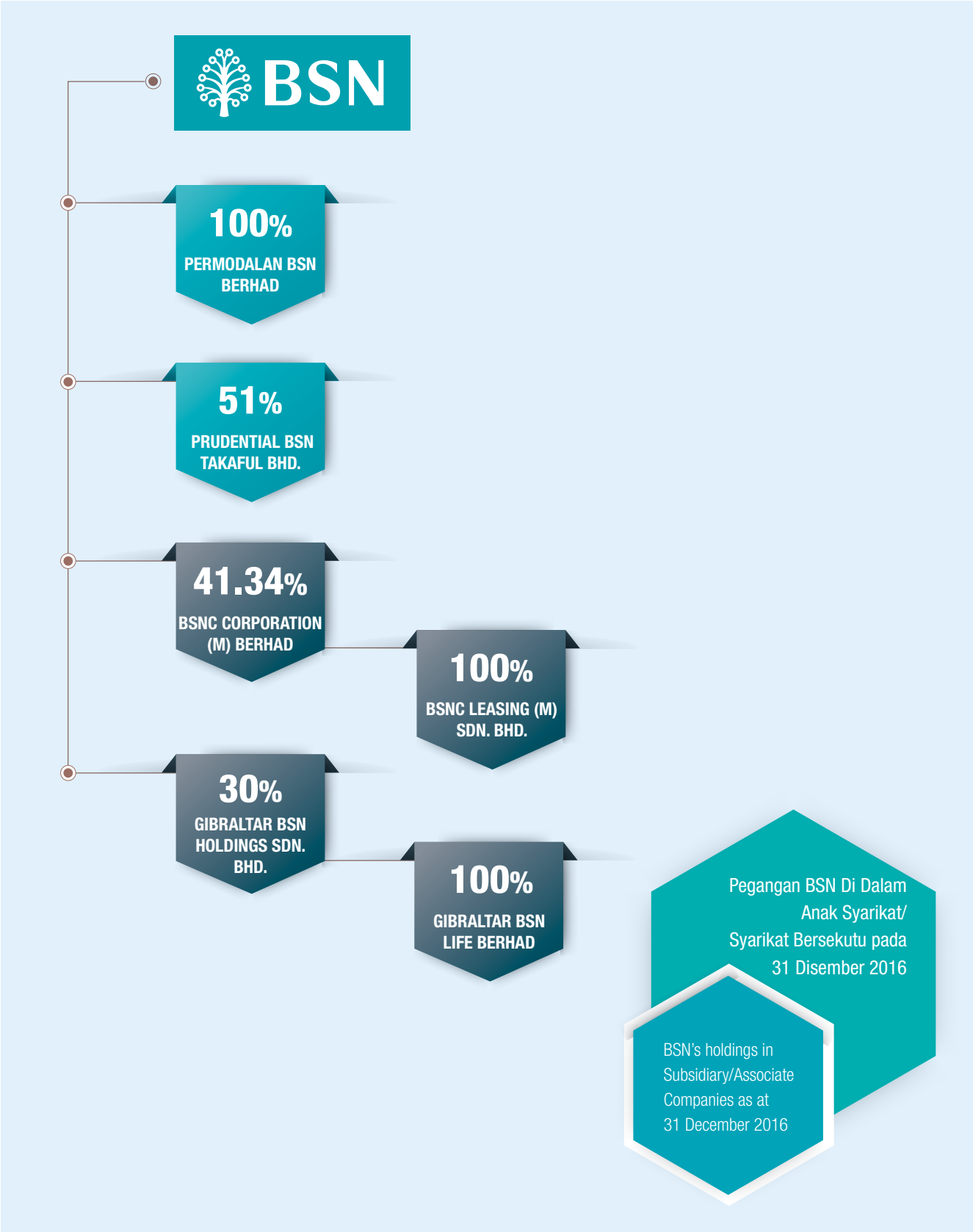

> "Bank Simpanan Nasional merupakan suatu cara baharu dalam usaha kita untuk menanam tabiat berjimat cermat supaya rakyat akan lebih digalakkan untuk menyimpan wang mereka. Ia akan mengekalkan standard tinggi Bank Simpanan Pejabat Pos dan pada masa yang sama, membawa beberapa perubahan mengikut aliran masa kini. Saya harap dengan pelancaran Bank Simpanan Nasional hari ini, ia akan membangun sebagai sebuah institusi simpanan utama dan akan mengembangkan kempen menyimpan kerajaan, satu langkah mengawal inflasi dan mempercepatkan proses pembangunan negara.
>
> Oleh itu, Bank Simpanan Nasional mempunyai peranan penting dalam kehidupan rakyat dan Pembangunan Negara."
>
> - YAB Tun Haji Abdul Razak Bin Hussein

Bank Simpanan Nasional (BSN) merupakan salah sebuah institusi kewangan terulung negara dengan lebih 7,000 kakitangan merentasi 403 cawangan di seluruh negara, yang menawarkan perkhidmatan kepada lebih 9.1 juta rakyat Malaysia dengan deposit dan simpanan berjumlah RM24.67 bilion. Terkini, BSN mempunyai 732 mesin teller automatik, 407 mesin deposit tunai dan 6,876 ejen bank BSN (EB BSN) di seluruh negara (setakat 31 Disember 2016).

Sejarah penubuhan kami bermula pada lewat abad ke-19 apabila perkhidmatan Bank Simpanan mula dibuka di Perak dan Selangor. Bank-bank ini kemudian menjadi sebahagian daripada rangkaian Bank Simpanan Pejabat Pos negara yang seterusnya berkembang dengan 2.5 juta pendeposit menjelang tahun 1974 dan aset terkumpul berjumlah lebih RM537 juta.

Akta Bank Simpanan Nasional (Akta BSN) diperkenalkan pada 1974 bagi membolehkan peralihan kuasa pengurusan daripada Jabatan Perkhidmatan Pos kepada sebuah Lembaga Pengarah Bank yang membawa kepada penubuhan rasmi BSN pada 1 Disember 1974. BSN dilancarkan secara rasmi pada 5 Disember oleh YAB Tun Haji Abdul Razak Bin Hussein, Perdana Menteri Malaysia yang kedua.

Matlamat berterusan BSN adalah untuk menggalakkan amalan menyimpan dan melabur di kalangan semua lapisan rakyat Malaysia, ke arah mempertingkatkan kesejahteraan ekonomi rakyat. Pada hari ini, kami meneruskan usaha tersebut dengan menawarkan lebih banyak produk, perkhidmatan dan kemudahan tersedia – sambil memastikan akses mudah terutama untuk masyarakat luar bandar dan pedalaman.

Langkah penjenamaan semula secara menyeluruh yang dilaksanakan pada 2015 merupakan satu pembaharuan yang tepat pada waktunya selepas BSN menyambut ulangtahun ke-40. Transformasi imej yang lebih segar, moden dan mesra pelanggan dalam merealisasikan janji jenama BSN iaitu "Menggapai Kehidupan yang Lebih Baik". Penjenamaan semula merangkumi transformasi dari aspek fizikal dan falsafah, selain penambahbaikan dalam kualiti operasi dan perkhidmatan. Ini termasuk pengenalan Mesin Juruwang Maya (VTM) yang pertama di Malaysia pada Disember 2015, iaitu satu teknologi baharu di mana para pelanggan di cawangan yang sibuk boleh dilayani oleh juruwang bank dari cawangan yang kurang sibuk. Langkah ini dapat mendorong produktiviti dan meningkatkan kepuasan pelanggan.

Jenama BSN yang diperbaharui ini mencerminkan matlamat BSN dalam menyediakan satu platfom bersepadu bagi perkhidmatan dan infrastruktur kewangan dengan akses mudah untuk para pelanggan, dipandu oleh pengurusan kewangan yang berhemah yang telah terbukti sekian lama. Dengan langkah inovatif dalam penyediaan peluang sama rata bagi setiap rakyat Malaysia untuk menikmati kehidupan yang lebih baik, BSN terus meningkatkan kesejahteraan ekonomi rakyat Malaysia dengan memastikan bahawa "Tiada Rakyat Malaysia yang Ketinggalan".

> "Bank Simpanan Nasional represents a new way in our efforts to instill thrift so that the people will be encouraged to save their money. It will maintain the high standards of the Post Office Savings Bank and at the same time bring several changes in keeping with present time.
>
> I hope that with the launching of Bank Simpanan Nasional today, it will develop as a major saving institution and will expand the savings campaign of the government, an anti-inflationary move and quicken the pace of national development.
>
> Therefore Bank Simpanan Nasional has an important role in the lives of the people and National Development."
>
> - YAB Tun Haji Abdul Razak Bin Hussein

Bank Simpanan Nasional (BSN) is one of the nation's leading financial institutions with over 7,000 employees across 403 branches nationwide, serving over 9.1 million Malaysians with deposits and savings amounting to RM24.67 billion. Currently, BSN has 732 automated teller machines, 407 cash deposit machines and 6,876 BSN banking agents (EB BSN) across the country (as at 31st December 2016).

Our roots date back to the late 19th century when the first Savings Bank service opened in Perak and Selangor. These banks soon became part of the country's Post Office Savings Bank network which grew to serve over 2.5 million depositors by 1974, with accumulated assets worth over RM537 million.

The Bank Simpanan Nasional Act (Akta BSN), was introduced in 1974 to enable the transfer of the management power from the Postal Services Department to a Board of Directors, which led to the official establishment of BSN on 1 December 1974. BSN was then officially launched on 5th December by YAB Tun Haji Abdul Razak Bin Hussein, the Second Prime Minister of Malaysia.

BSN's objective has always been to encourage the development of savings and investment among Malaysians from all walks of life, towards improving the economic welfare of all Malaysians. Today, we continue on our quest by offering even more products, services and ready facilities – ensuring easy access even for those living in rural or remote areas.

The holistic re-branding exercise in 2015 was a timely enhancement for BSN after 40 years; refreshing and transforming its image to a more modern and customer friendly bank that provides "A Better Life Within Your Reach". The re-branding encompassed transformation of physical and philosophical aspects, as well as improvements in operations and service quality. This includes the introduction of Malaysia's first Virtual Teller Machines (VTM) in December 2015, pioneering a new advancement where customers at busy branches can be served by bank tellers from less busy branches. This drives productivity and increases customer satisfaction at the same time.

The refreshed BSN brand expresses BSN's aim to provide an easily accessible integrated platform of financial services and infrastructure for our customers, anchored in sound financial management that has withstood the test of time. By innovatively providing every Malaysian an equal opportunity to enjoy a better life, BSN continues to uplift the economic well-being of Malaysian, ensuring "No Malaysian is Left Behind".

PROFIL KORPORAT

CORPORATE PROFILE

BSN

MENDIDIK BELIA NEGARA

NURTURING YOUNG MALAYSIANS

BSN sentiasa komited untuk membantu golongan muda menikmati masa hadapan kewangan yang terjamin. Pada setiap tahun, Bank akan menganjurkan program serta lawatan sekolah bagi memupuk kesedaran di kalangan para pelajar mengenai kepentingan menabung dari usia muda. Pihak Bank telah memperkenalkan pelbagai produk khusus untuk para pelajar seperti Skim Galakan Simpanan Pelajar (SGSP), BSN Smart Junior (BSJ), selain menganjur program Cabutan BSN SSP Remaja dan 'School Carnival' sebagai platform untuk mendekati golongan ini. Sehingga kini, BSJ telah menarik 284,000 ahli dengan baki akhir berjumlah RM316 juta, manakala SGSP telah mencapai 1,000,000 ahli dengan baki akhir sebanyak RM579 juta.

BSN is committed to reach out to young Malaysians and set them on the right path to a secure financial future. Every year, the Bank reaches out to students through its annual school programmes and visits to create awareness on the importance of savings from an early age. The Bank has introduced student products such as 'Skim Galakan Simpanan Pelajar' (SGSP), BSN Smart Junior (BSJ), BSN SSP Junior Draw and organise school carnival programmes as a platform to engage with students. To date, BSJ has attracted 284,000 members with end balance of RM316 million, SGSP student savers have reached 1,000,000 members with end balance of RM579 million.

ANUGERAH DAN PENGIKTIRAFAN
AWARDS AND RECOGNITIONS

1. **7th Annual Retail Banker International Asia Trailblazer Summit & Awards 2016**

   Cawangan Paling Inovatif
   Anugerah Saluran Terbaik

   7th Annual Retail Banker International Asia Trailblazer Summit & Awards 2016

   Most Innovative Branch Offering
   Channel Excellence Awards

2. **The Loyalty & Engagement Awards 2016**

   Pembiayaan Peribadi/'Paris, Milan, London Here I Come'
   Anugerah Gangsa 'Best Use of Contests/Promotions'

   The Loyalty & Engagement Awards 2016

   Personal Loan/'Paris, Milan, London Here I Come'
   Bronze in Best Use of Contests/Promotions

3. **2016 PMAA Dragons of Malaysia, Marketing Communications Awards** (*PMAA – Promotion Marketing Awards of Asia)

   Pinjaman Peribadi/Paris, Milan, London Here I Come
   Anugerah Gangsa 'Best Brand Trial or Sales Generation Campaign'

   2016 PMAA Dragons of Malaysia, Marketing Communications Awards (*PMAA – Promotion Marketing Awards of Asia)

   Personal Loan/Paris, Milan, London Here I Come
   Bronze in Best Brand Trial or Sales Generation Campaign

4. **PR Awards 2016**

   Kempen 'Kucing Happy'
   Anugerah Emas 'Best Use of Social Media'

   PR Awards 2016

   'Kucing Happy' Campaign
   Gold in Best Use of Social Media

5. **Appies Malaysia 2016**

   Kempen 'Kucing Happy'
   Anugerah Emas 'Consumer Services Category'

   Appies Malaysia 2016

   'Kucing Happy' Campaign
   Gold in Consumer Services Category

6. **Agency of the Year Awards 2016** (Pengiklanan & Promosi)

   Kempen 'Kucing Happy'
   Penggunaan Sosial Media Terbaik

   Agency of the Year Awards 2016 (Advertising + Marketing)

   'Kucing Happy' Campaign
   Best Use of Social Media

7. **YouTube Malaysia Ads Awards 2016**

   BSN SSP – "Janji Papa"
   Pemenang Kategori Kewangan

   YouTube Malaysia Ads Awards 2016

   BSN SSP – "Janji Papa"
   Winner of Finance Category

8. **Effies Awards Malaysia 2016**

BSN Pengacau Raya
Anugerah Gangsa - Efforts for Good – Non Profit/Pro Bono

Effies Awards Malaysia 2016

BSN Pengacau Raya
Bronze - Efforts for Good – Non Profit/Pro Bono

9. **Marketing Excellence Awards 2016 (MEA)**

Pembiayaan Perumahan - Skim Perumahan Belia (SPB)
Anugerah Emas - Kecemerlangan dalam Sektor Kerajaan Pemasaran

Marketing Excellence Awards 2016 (MEA)

Mortgage - BSN Youth Housing Scheme (YHS)
Gold - Excellence in Government Sector Marketing

10. **Marketing Excellence Awards 2016 (MEA)**

Pembiayaan Peribadi BSN
Anugerah Perak - Kecemerlangan dalam Pemasaran Langsung

Marketing Excellence Awards 2016 (MEA)

BSN Personal Finance
Silver - Excellence in Direct Marketing

11. **Marketing Excellence Awards 2016 (MEA)**

Pembiayaan Perumahan - Skim Perumahan Belia (SPB)
Anugerah Perak - Kecemerlangan dalam Pemasaran Digital

Marketing Excellence Awards 2016 (MEA)

Mortgage - Youth Housing Scheme (YHS)
Silver - Excellence in Digital Marketing

12. **Marketing Excellence Awards 2016 (MEA)**

Korporat - Pengacau Raya
Anugerah Perak - Kecemerlangan dalam Iklan TV/Video

Marketing Excellence Awards 2016 (MEA)

Corporate - Pengacau Raya
Silver - Excellence in TV/Video Advertising

13. **Marketing Excellence Awards 2016 (MEA)**

Pembiayaan Peribadi
Anugerah Gangsa - Kecemerlangan dalam Inovasi Pemasaran

Marketing Excellence Awards 2016 (MEA)

Personal Finance
Bronze - Excellence in Marketing Innovation

14. **Anugerah Cemerlang Keselamatan dan Kesihatan Pekerjaan Peringkat Kebangsaan**

BSN Cawangan Negeri Terengganu, Kuala Terengggnu (Anugerah Kewangan)
Kementerian Sumber Manusia, Malaysia

National Occupational Safety and Health (OSH) Excellence Award 2016

BSN Negeri Terengganu Branch, Kuala Terengggnu (Finance Award)
Ministry of Human Resources, Malaysia



Logo BSN telah diberi nafas baharu untuk mencerminkan peranan dan fungsinya dalam suasana Malaysia hari ini. Di samping kekal dengan kemantapan dan kesaksamaan logo yang asal, logo tersebut melalui evolusi yang menampilkan ciri yang lebih mesra, lebih segar dan tampil kontemporari.

The BSN logo has been revitalised to better reflect our role and function in today's Malaysia. While staying true to the original logo's strength and equity, it has evolved to feature a friendlier, more vibrant and contemporary look.

Logo BSN direka khas supaya tampak lebih bergaya dan progresif. Huruf BSN dikekalkan dalam huruf besar untuk melambangkan keteguhan dan kestabilan.

Simbol pokok duit atau lebih dikenali sebagai 'pohon pitis' melambangkan pertumbuhan dan kekayaan. Simbol 'pohon pitis' diadaptasi daripada versi logam timah dengan 13 keping syiling yang dikeluarkan oleh Sultan Muhammad IV dari Kelantan pada tahun 1903 ketika negeri itu masih menjadi sebahagian daripada jajahan Siam. Syiling atau 'pitis' yang bermaksud wang dalam dialek Kelantan merupakan salah satu matawang yang digunakan di Kelantan sehingga tahun 1920.

Simbol 'pohon pitis' dikekalkan tetapi diubah dengan grafik moden manakala bilangan syiling (coin) pada pohon tersebut ditambah dari 13 menjadi 14 syiling untuk mewakili kesemua negeri dan Wilayah Persekutuan di Malaysia. Ini menunjukkan bahawa BSN menawarkan perkhidmatan kewangan di setiap negeri, wilayah dan semua rakyat di negara ini mempunyai akses mudah kepada perkhidmatan yang ditawarkan oleh Bank.

Warna logo juga diubah kepada warna 'Teal' dan putih bagi melambangkan kebolehpercayaan dan keutuhan.

A customised logotype has been created to provide a more stylish and progressive flair to the logo. The letters 'BSN' have been retained in capital letters to signify solid strength and stability.

The money tree symbol, also known as 'pohon pitis', represents growth and wealth. The 'pohon pitis' symbol is an adaptation of the one made of tin metal bearing 13 coins issued by Sultan Muhammad IV of Kelantan in 1903 when it was still a tributary state of Siam. The coin or 'pitis' which in local Kelantanese dialect means money, was one of the denominations in circulation in Kelantan until 1920.

The 'pohon pitis' is retained but modified with a modern graphic treatment and the number of coins on the tree has been increased from 13 to 14 coins to represent all of Malaysia's states and Federal Territories. This shows that BSN serves every state and territory and everyone in the nation has easy access to the Bank's services.

The logo colours have also been changed to a fresh teal and white to symbolise trustworthiness and reliability.

CARTA ORGANISASI
ORGANISATION CHART

Undang-Undang & Sekretariat Korporat
Legal & Corporate Secretariat

Timbalan Ketua Eksekutif Perbankan Runcit
Deputy Chief Executive Retail Banking

- **Peruncitan & Perniagaan Komuniti**
  Retail & Community Business
- **Pembiayaan & Pembangunan Perniagaan**
  Business Financing & Development
- **Distribution**
  Distribution
- **Perniagaan Kad**
  Card Business

Timbalan Ketua Eksekutif Sokongan Perniagaan
Deputy Chief Executive Business Support

- **Operasi Peruncitan Kredit**
  Retail Credit Operations
- **Perbankan Digital**
  Digital Banking
- **Perbendaharaan & Pelaburan**
  Treasury & Investment
- **Khidmat Pengurusan & Pemulihan Hutang**
  Debt Management & Recovery Services
- **Operasi Perbankan**
  Banking Operations

PENGERUSI & LEMBAGA PENGARAH
Chairman & Board of Directors
KETUA EKSEKUTIF
Chief Executive
Timbalan Ketua Eksekutif Sokongan Korporat
Deputy Chief Executive Corporate Support
Pengurusan Sumber Manusia
Human Resource Management
Pentadbiran Am
General Administration
Kewangan
Finance
Keselamatan
Security
Teknologi Maklumat
Information Technology
Timbalan Ketua Eksekutif Strategi & Komunikasi
Deputy Chief Executive Strategy & Communication
Komunikasi Strategik
Strategic Communications
Perbankan Islam
Islamic Banking
Strategi Korporat
Corporate Strategy
Operational Performance Improvement
Operational Performance Improvement
Pembelajaran & Pembangunan
Learning & Development
Jawatankuasa Bagi Lembaga Pengarah
Respective Board Committees
Audit Dalaman
Internal Audit
Pengurusan Risiko
Risk Management
Pematuhan
Compliance

BSN

MEMPERKASAKAN USAHAWAN

WE EMPOWER ENTREPRENEURS

BSN merupakan pembekal pembiayaan mikro terbesar di Malaysia menerusi inisiatif BSN Micro/i, yang meliputi 53% daripada industri pembiayaan mikro. Inisiatif ini memberi talian hayat kewangan yang diperlukan oleh perniagaan-perniagaan kecil selain menyediakan pembiayaan bagi membantu mengembangkan perniagaan-perniagaan tersebut. Usaha ini turut disokong dengan penyediaan khidmat nasihat dan latihan percuma berkaitan hal-hal kewangan. Sejak 2007, BSN telah mengagihkan sebanyak RM1.3 bilion pinjaman/pembiayaan kepada lebih 50,000 pelanggan di bawah skim ini.

BSN is the largest provider of micro financing in Malaysia via its BSN Micro/i initiative, serving 53% of the micro financing industry. This extends a much needed financial lifeline to help sustain small business operations and provide funding to help expand their business further. This is complemented with advisory services and free training on financial management. Since 2007, BSN has disbursed RM1.3 billion worth of loans/financings to more than 50,000 customers under this scheme.

Tan Sri Abu Bakar Hj Abdullah

Pengerusi, Bank Simpanan Nasional
Chairman, Bank Simpanan Nasional

PENDAPATAN BERSIH
NET INCOME

RM1.28
bilion billion

Sepanjang tahun 2016, ekonomi Malaysia telah mencatatkan pertumbuhan yang agak stabil.

Throughout 2016, the Malaysian economy recorded relatively stable growth.

KENYATAAN PENGERUSI
CHAIRMAN'S STATEMENT

Berikutan penjenamaan semula pada tahun 2015, BSN meneruskan usaha transformasi dan pembaharuan ke atas perkhidmatan dan produk-produk perbankannya pada tahun 2016. Ini merupakan langkah penting dalam usaha memastikan pertumbuhan keuntungan dan kemapanan jangka panjang Bank dan pada masa yang sama memenuhi mandat yang diamanahkan oleh Kerajaan dalam memastikan setiap rakyat Malaysia mendapat akses perbankan yang komprehensif.

On the heels of its fresh re-branding in 2015, BSN continued to transform and evolve its banking services and products in 2016. This was deemed essential in growing the Bank's profitability and long-term sustainability while fulfilling its role mandated by the Government to ensure that every Malaysian has access to comprehensive banking services.

Di sebalik keadaan tidak menentu dalam ekonomi makro, beberapa strategi dan pendekatan baharu telah diambil dalam memastikan BSN terus memacu langkah ke hadapan. Ternyata, penggunaan teknologi merupakan salah satu sumber pertumbuhan alternatif. Institusi-institusi perbankan perlu berinovasi dalam menyediakan teknologi kewangan yang terkini kepada pengguna dan sentiasa cakna mengenai perubahan teknologi semasa. Justeru itu, BSN terus memberi fokus yang menyeluruh bagi rangkuman kewangan menerusi inovasi teknologi untuk jangkauan yang lebih luas dan keberkesanan yang lebih tinggi. BSN beriltizam untuk menginovasi kaedah-kaedah baharu dalam usahanya memberi kehidupan yang lebih baik kepada para pelanggan menerusi rangkaian perbankan yang meluas dan menawarkan perkhidmatan perbankan yang pelbagai.

PERSPEKTIF EKONOMI PADA 2016

Tahun 2016 diwarnai dengan pelbagai perubahan dasar dan sosio-politik antarabangsa dengan impak yang berlarutan sehingga tahun 2017. Situasi ini telah mencipta ketidakpastian dan ketidaktentuan dalam ekonomi global dan pasaran kewangan lantas mewujudkan satu persekitaran ekonomi yang mencabar. Perkembangan luar jangka seperti referendum Kesatuan Eropah UK (Brexit) serta keputusan pemilihan presiden AS, ditambah lagi dengan ketidakpastian halatuju dasar monetari AS, perubahan mendadak dalam harga komoditi global dan ketidakpastian dalam trajektori pertumbuhan global, telah membentuk satu rentak baharu dalam perjalanan dan perkembangan ekonomi global.

Challenged by greater macro economic uncertainties, new strategies and approaches pave the way forward. Significantly, the use of technology has provided an alternative source of growth. It is important that banks innovate and provide the latest financial technology to consumers, to keep abreast of changing technology. Hence, BSN continues to provide a holistic focus on financial inclusion through technological innovation for greater reach and greater effectiveness. BSN is committed to innovating new service features in its efforts to provide better lives to its customers through its extensive banking network and offering a wide range of banking services.

ECONOMIC PERSPECTIVES IN 2016

2016 was a year characterised by major policy and socio-political shifts whose impact still resonate into 2017. These created uncertainty and volatility for the global economy and financial market smaking for a challenging environment. Unexpected developments such as the UK's EU referendum (Brexit) and the outcome of the US presidential election compounded by uncertainties surrounding the monetary policy path of the US, sharp movements in global commodity prices and the uncertain trajectory of global growth, set a new tone for the global economy and its development.

KENYATAAN PENGERUSI
CHAIRMAN'S STATEMENT

Sepanjang tahun kewangan 2016, Bank Negara Malaysia (BNM) telah terlebih dahulu melaksanakan kalibrasi dasar bagi menyokong pertumbuhan mapan ekonomi Malaysia. Langkah ini beserta pembaharuan asas dan penambahbaikan institusi yang telah dan sedang dilaksanakan, akan menjamin kebingkasan ekonomi dan kewangan Malaysia.

Hasilnya, ekonomi domestik terus mencatatkan pertumbuhan yang membanggakan. Perbelanjaan isi rumah telah didorong oleh pertumbuhan gaji dan pengambilan pekerja, serta sokongan tambahan melalui inisiatif-inisiatif yang disasarkan untuk isi rumah berpendapatan rendah dan sederhana. Aktiviti-aktiviti pelaburan terus dipandu oleh pelaksanaan berterusan projek-projek infrastruktur dan perbelanjaan modal. Pada masa yang sama, pelaburan berterusan membuka ruang untuk meningkatkan mobiliti dan berupaya melengkapkan warga kerja dengan kemahiran-kemahiran yang relevan serta kebersediaan bagi merebut peluang-peluang baharu dalam persekitaran yang sering berubah.

PRESTASI KEWANGAN 2016

Di sebalik persekitaran operasi yang mencabar, BSN masih mengekalkan prestasi kewangan yang kukuh dengan catatan keuntungan selepas

During the year, Bank Negara Malaysia (BNM) implemented pre-emptive policy calibrations to support the sustainable growth of the Malaysian economy. This, together with previous and ongoing fundamental reforms and institutional improvements, ensured Malaysia's continued economic and financial resilience.

Hence, the domestic economy continued to record commendable growth. Household spending was supported by continued wage and employment growth, with additional lift from targeted measures for low and middle-income households. Investment activities continued to be anchored by the ongoing implementation of infrastructure projects and capital spending. At the same time, ongoing investments to improve labour mobility and quality equip the workforce with the relevant skills and readiness to tap new opportunities in a fast-changing environment.

2016 FINANCIAL PERFORMANCE

Despite the challenging operating environment, BSN maintained strong financial performance with profit after tax and zakat of RM57.18 million generated by revenue of RM1.94 billion, an increase of 3.10% compared to the previous financial year. BSN also recorded a net income of RM1.28 billion compared to RM1.13 billion recorded in the previous financial year.

RM1.94

Bilion Billion

HASIL
REVENUE

Pertumbuhan ekonomi global pada tahun 2016 telah berkembang pada kadar yang sederhana disebabkan oleh ketidaktentuan ekonomi dunia.

Global economic growth in 2016 was moderate due to global economic uncertainties.

RM57.18

Juta Million

KEUNTUNGAN SELEPAS CUKAI DAN ZAKAT

Profit After Tax and Zakat

Di sebalik persekitaran operasi yang mencabar, BSN masih mengekalkan prestasi kewangan yang kukuh.

Despite the challenging operating environment, BSN maintained strong financial performance.

cukai dan zakat berjumlah RM57.18 juta yang dijana oleh hasil berjumlah RM1.94 bilion, iaitu peningkatan sebanyak 3.10% berbanding catatan pada tahun kewangan sebelumnya. BSN juga telah mencatatkan pendapatan bersih berjumlah RM1.28 bilion berbanding RM1.13 bilion yang dicatatkan pada tahun kewangan sebelum ini.

Jumlah Pinjaman meningkat dengan pertumbuhan sebanyak 4.88% kepada RM21.09 bilion, yang disokong oleh pertumbuhan Pinjaman Sewa Beli sebanyak 57.02% yang membawa kepada catatan RM633.73 juta. Ini diikuti oleh Pinjaman/Pembiayaan Perumahan sebanyak 21.75%, Kad Kredit sebanyak 15.38%, Mikro Kewangan sebanyak 13.18% dan Pinjaman/Pembiayaan Peribadi sebanyak 2.38%. Jumlah deposit menurun sebanyak 6.13% pada 2016 kepada RM25.90 bilion (2015: RM27.59 bilion) sejajar dengan penurunan dalam deposit daripada institusi korporat sebanyak 22.87% kepada RM10.74 bilion.

Total Loans continued to rise with growth of 4.88% to RM21.09 billion, supported by the spike in Hire Purchase Loans by 57.02% amounting to RM633.73 million. This was followed by Housing Loans/Financing of 21.75%, Credit Cards of 15.38%, Micro Financing of 13.18% and Personal Loans/Financing of 2.38%. Total deposits decreased by 6.13% in 2016 to RM25.90 billion (2015: RM27.59 billion) in line with the decline in deposits from corporate institutions by 22.87% to RM10.74 billion.

KENYATAAN PENGERUSI
CHAIRMAN'S STATEMENT

Dengan pendekatan ini, BSN telah menempatkan Mesin Juruwang Maya (VTM) di 34 cawangan BSN dengan sokongan 447 Ejen Juruwang Maya (VTA).

Leveraging this, BSN has placed Virtual Teller Machines (VTM) at 34 BSN branches with the support of 447 Virtual Teller Agents (VTA).

Sumbangan terbesar adalah melalui sektor Perbankan Islam dimana pendapatan operasinya mencatatkan hasil berjumlah RM1.04 bilion pada tahun 2016 dan keuntungan selepas zakat dan cukai berjumlah RM55.77 juta. Pencapaian ini didorong oleh aktiviti pembiayaan dan pendahuluan yang meningkat sebanyak RM547.13 juta atau 4.06%, yang mana telah menyumbang sejumlah RM897.93 juta atau 5.58% daripada hasil Operasi Perbankan Islam bagi tahun 2016. Pertumbuhan pembiayaan berasaskan Syariah dijangka terus dipacu oleh trend permintaan pasaran yang kukuh.

Sektor ini dibantu oleh usaha berterusan Kerajaan membangunkan sektor-sektor pertumbuhan baharu sejajar dengan visinya untuk menjadikan Malaysia pusat perkhidmatan kewangan Islam dunia menjelang 2020, di mana aset-aset Perbankan Islam disasarkan akan membentuk 40% daripada keseluruhan sistem perbankan menerusi pelbagai produk pembiayaan Islam. Kebingkasan sektor ini juga terus didukung oleh beberapa platform dan dasar-dasar kewangan Islam yang baharu.

MENGOPTIMAKAN TEKNOLOGI

BSN sedang melaksanakan transformasi ke atas produk-produk dan perkhidmatannya agar dapat menarik minat pelanggan-pelanggan baharu dari pelbagai generasi terutamanya generasi digital. Dengan pendekatan ini, BSN telah menempatkan Mesin Juruwang Maya (VTM) di 34 cawangan BSN dengan sokongan 447 Ejen Juruwang Maya (VTA). Langkah strategik ini merupakan inisiatif jangka panjang untuk mempertingkatkan kualiti perkhidmatan kami dengan menyediakan lebih banyak pilihan dan kemudahan untuk pelanggan Generasi Y.

Sejak diperkenalkan pada Disember 2015, bilangan VTM meningkat kepada 99 unit berbanding 12 unit ketika mula beroperasi di cawangan-cawangan BSN yang terpilih. Sejumlah 4,207 transaksi telah direkodkan pada bulan pertama pelaksanaan sistem VTM dan bilangan transaksi yang dilakukan oleh para pelanggan terus bertambah sehingga 31 Disember 2016 dengan rekod sebanyak 218,138 transaksi.

On the Islamic Banking front, operating income recorded a revenue of RM1.04 billion in 2016 and profit after zakat and taxation amounted to RM55.77 million. This achievement was driven by financing and advances activities which rose by RM547.13 million or 4.06%, contributing a total of RM897.93 million or 5.58% of the total revenue of Islamic Banking Operations for the year 2016. The growth of Shariah-based financing is expected to continue being driven by strong market demand trends.

The sector is sustained by the Government's ongoing efforts to develop new growth areas in line with its vision to make Malaysia as a global Islamic financial services center by 2020, whereby Islamic Banking assets are targeted to make up 40% of total banking system through the diversity of Islamic financing products. New Islamic financial platforms and policies continue to uphold the resilience of this sector.

OPTIMISING TECHNOLOGY

BSN is in the midst of transforming its products and services to attract new customers from various generations, especially the digital generation. Leveraging this, BSN has placed Virtual Teller Machines (VTM) at 34 BSN branches with the support of 447 Virtual Teller Agents (VTA). This strategic step is a long-term initiative to improve the quality of our services by providing more options and facilities for Generation Y customers.

Since its introduction in December 2015, the number of VTMs has increased to 99 units compared to 12 units when it started operating at selected BSN branches. A total of 4,207 transactions were recorded during the first month of the implementation of the VTM system and the number of transactions made by customers continued to increase until 31st December 2016 with a record of 218,138 transactions.

BSN menjadi bank perintis dalam industri perbankan dengan menawarkan perkhidmatan perbankan hasil gabungan teknologi terkini dan sentuhan manusia.

Sistem VTM menyumbang kepada satu tahap produktiviti, kecekapan dan pengalaman pelanggan yang lebih baik. Dengan kombinasi teknologi dan pengalaman perbankan yang unik, ia mengimbangi beban kerja di antara cawangan di mana para pelanggan di cawangan-cawangan yang sibuk boleh melakukan transaksi melalui VTM dengan bantuan teller dari cawangan-cawangan yang kurang sibuk di seluruh negara. Para pelanggan boleh melakukan transaksi sepertimana kaunter tanpa kekangan geografi selain menikmati perkhidmatan kewangan profesional yang lebih selesa dan khusus.

Perkhidmatan VTM menyediakan lebih 80% perkhidmatan kaunter, iaitu satu penambahbaikan kepada penggunaan ATM dan CDM pada masa ini. Di masa hadapan, VTM juga akan menawarkan beberapa perkhidmatan tambahan termasuk pembukaan akaun dan pengeluaran kad debit, pengurusan maklumat pengguna dan pembayaran bil.

Sejajar dengan hasrat pembangunan Malaysia untuk menjadi sebuah negara progresif berpendapatan tinggi, BSN menyedari bahawa evolusi teknologi yang lebih tinggi boleh menjadi cara yang berkesan untuk meletakkan BSN di teraju industri. BSN beriltizam untuk terus cakna mengenai perkembangan dalam dunia IT menerusi kerjasama rapat dengan rakan-rakan teknologi kami.

MEMPERLUASKAN TAWARAN

BSN terus menyahut seruan Kerajaan dengan mandat utamanya untuk menggalakkan simpanan di kalangan rakyat Malaysia. BSN terus menjalankan promosi dan pemasaran bagi menggalakkan amalan menyimpan, terutamanya menerusi Sijil Simpanan Premium (BSN SSP) yang merupakan skim simpanan yang unik dan tersendiri di kalangan produk simpanan yang ditawarkan.

BSN has positioned itself as a pioneer in the banking industry by offering banking services using a combination of the latest technology and personal touch.

The VTM system contributes to a higher level of productivity, efficiency and better customer experience. With a unique combination of technology and personalised experience, it balances the workload among branches whereby customers at busy branches can make transactions with teller assistants from less busy cities throughout the country. Customers can conduct counter transactions without geographical constraints as well as enjoy more professional and dedicated professional financial services.

VTM offers over 80% of counter services, an increase over current ATM and CDM usage. In the future, VTM will also offer several additional services including account opening and debit card generation, user information management and billing payments.

Moving forward, in line with further developing Malaysia into a progressive high-income nation, we are mindful that a further evolution of technology could become an effective tool in positioning BSN at the forefront of the industry. We intend to keep abreast with IT developments through strong collaboration with our technology partners.

EXPANDING OFFERINGS

BSN continues to respond to the Government's mandate to encourage savings among Malaysians. BSN promotes the habit of savings through its marketing and promotional activities especially BSN SSP, a unique savings scheme amongst its range of savings products..

KENYATAAN PENGERUSI
CHAIRMAN'S STATEMENT

Pengenalan kempen '7 Jutawan' bagi BSN SSP menawarkan ganjaran RM1 juta pada setiap Cabutan Istimewa dari bulan Jun sehingga Disember 2016. Sejajar dengan usaha Kerajaan untuk menerapkan budaya menabung di kalangan belia, BSN turut memperkenalkan satu kategori cabutan baharu iaitu Cabutan Remaja. Ini merupakan satu usaha berdaya maju ekoran pertumbuhan segmen belia yang meningkat 39% pada tahun 2015 berbanding 9% pada tahun 2014.

Sehingga 31 Disember 2016, BSN SSP telah berjaya mengumpul simpanan sebanyak RM3.3 bilion dengan 2.74 juta pendeposit. Ini merupakan pencapaian yang amat membanggakan dengan kenaikan 10.9% dari tahun sebelumnya iaitu sebanyak RM2.93 bilion simpanan oleh 2.3 juta pendeposit. Kini, BSN SSP telah memasuki tahun ke-39 sejak pengenalannya pada 1978 dan terus memperluaskan tawarannya kepada rakyat Malaysia menerusi pelbagai kempen yang menarik.

Selain itu, BSN turut diberi mandat untuk menyalurkan kemudahan pembiayaan mikro kepada perusahaan dan para usahawan dalam sektor pembuatan, peruncitan, pemborongan dan juga perkhidmatan dalam mengembangkan lagi perniagaan mereka. Melalui Skim Pembiayaan BSN Mikro/i, BSN telah berjaya membantu lebih 50,000 pelanggan seluruh Malaysia sejak diperkenalkan pada tahun 2007 dengan jumlah pembiayaan keseluruhan mencecah lebih daripada RM1.3 bilion. Malah setelah hampir sepuluh tahun, BSN telah berjaya melahirkan 18,000 usahawan mikro yang kini telah berjaya mengembangkan perniagaan mereka ke tahap yang lebih tinggi. BSN mengungguli pasaran pembiayaan mikro di Malaysia dengan pegangan sebanyak 53%.

Dalam menyahut seruan Kerajaan untuk meningkatkan tahap dan kualiti hidup masyarakat luar bandar dalam menyediakan akses perbankan, perkhidmatan yang ditawarkan oleh BSN tidak hanya terhad kepada cawangannya sahaja. BSN turut menjadi peneraju utama Ejen Bank Berdaftar atau lebih dikenali sebagai EB BSN dalam merealisasikan rangkuman kewangan secara menyeluruh. Sehingga Disember 2016, jumlah EB BSN meningkat 9.3% dari tahun sebelumnya iaitu dari 6,238 kepada 6,876 ejen meliputi 97% daripada 886 mukim di Malaysia.

The introduction of the '7 Millionaires' campaign for BSN SSP has offered a RM1 million reward in every Special Draw from June to December 2016. In line with the Government's efforts to incorporate a saving culture among youths, BSN also introduced a new category of draws namely Junior Draw. This is a viable effort following the growth of its youth segment which rose 39% by 2015 compared to 9% in 2014.

As of 31st December 2016, BSN SSP has managed to accumulate savings of RM3.3 billion with 2.74 million depositors. This is a remarkable achievement with a 10.9% increase from the previous year of RM2.93 billion in savings and 2.3 million depositors. Currently, BSN SSP has entered its 39th year since its introduction in 1978 and continues to expand its offerings to Malaysians through various exciting campaigns.

In addition, BSN is also mandated to channel micro financing facilities to enterprises and entrepreneurs for the manufacturing, retail, wholesale and services sectors in further expanding their business. Through the BSN Micro Financing scheme, BSN has successfully assisted over 50,000 customers throughout Malaysia since its introduction in 2007 with total funds totaling more than RM1.3 billion. Even after almost ten years, BSN has successfully produced 18,000 micro entrepreneurs who have now managed to take their business to a higher level. BSN also has 53% shareholding in the microfinance market in Malaysia.

In response to the Government's call to improve the quality of life of rural communities in providing banking access to those in need, the services offered by BSN are not limited to branches only. BSN is also a key player in the Banking Agents service or better known as EB BSN in realizing overall financial inclusion. As of December 2016, the number of EB BSN increased 9.3% from the previous year from 6,238 to 6,876 agents covering 97% of 886 districts in Malaysia.

BSN juga telah melancarkan tiga lagi Pusat Pembiayaan Automobil atau *Auto Finance Centre* (AFC) di Selangor, Pulau Pinang dan Johor menjadikan jumlah AFC BSN sebanyak empat buah termasuk satu di Kuala Lumpur. AFC BSN berfungsi sebagai pusat sehenti bagi semua operasi jualan, pembiayaan dan pengeluaran selain memastikan semua urus niaga pelanggan dan pengedar kereta dilaksanakan dengan lebih cepat dan berkesan setanding dengan kehendak pasaran.

BSN terus menyokong inisiatif Kerajaan dalam melaksanakan mandatnya seperti Bantuan Rakyat 1Malaysia (BR1M), Program Baucar Buku 1Malaysia, Skim Perumahan Belia (SPB), dan Skim Khas Pembiayaan Rumah Pekerja Estet.

TADBIR URUS KORPORAT YANG MANTAP

Lembaga Pengarah komited sepenuhnya dalam melaksanakan amalan tadbir urus korporat yang mantap, telus dan teratur. Kajian semula dibuat untuk menilai kecukupan kawalan serta rangka kerja pengurusan risiko bagi memastikan ia sejajar dengan amalan terbaik tadbir urus korporat. BSN menekankan kepentingan integriti, ketelusan dan akauntabiliti dalam semua urus niaga kami.

BSN mematuhi dan terus komited dalam menegakkan prinsip-prinsip urus tadbir korporat dan berpegang teguh kepada Garis Panduan Bank Negara Malaysia mengenai Piawaian Tadbir Urus Korporat Pengarah bagi Institusi-Institusi Kewangan Pembangunan (IKP).

Laporan terperinci mengenai amalan tadbir urus korporat boleh didapati di halaman 72 hingga 77 laporan tahunan ini.

BSN has also launched three other Auto Finance Centres (AFC) in Selangor, Penang and Johor bringing the total number of BSN AFCs to four, including one in Kuala Lumpur. BSN AFC serves as a one stop center for all sales operations and financing, and ensures that all customer transactions and car dealerships are implemented more quickly and effectively in line with market expectations.

BSN continues to support the Government's initiative in implementing its mandate such as the 'Bantuan Malaysia 1Malaysia (BR1M)', 1Malaysia Book Voucher Programme, Youth Housing Scheme (YHS), and the Estate Worker's Special Housing Financing Scheme.

STRONG CORPORATE GOVERNANCE

The Board is fully committed to implementing sound, transparent and orderly corporate governance practices. Reviews are regularly made to assess the adequacy of controls and risk management framework and ensure that these are in line with best practices on corporate governance. BSN emphasizes the importance of integrity, transparency and accountability in all our transactions.

BSN adheres to and continues to be committed in upholding corporate governance principles and adheres to the Guidelines on Bank Negara Malaysia on the Directorate of Corporate Governance Standards for Development Financial Institutions (IKP).

Detailed reporting on corporate governance practices can be found on pages 72 to 77 of this annual report.

Lembaga Pengarah komited sepenuhnya dalam melaksanakan amalan tadbir urus korporat yang mantap, telus dan teratur.

The Board is fully committed to implementing sound, transparent and systematic corporate governance practices.

KENYATAAN PENGERUSI
CHAIRMAN'S STATEMENT

MENDUKUNG TANGGUNGJAWAB KORPORAT

Di BSN, kami sentiasa berusaha gigih untuk mempertingkatkan nilai pemegang berkepentingan dalam setiap perkara yang kami lakukan. Ia bukan sekadar memenuhi keperluan pelanggan, malah mendukung tanggungjawab korporat kami.

Pada masa yang sama, kami berusaha memberikan warga kerja kami ganjaran yang sesuai dan persekitaran kondusif di tempat kerja. Kami menyokong pembangunan komuniti menerusi pelbagai program melibatkan pemegang berkepentingan dari segenap lapisan masyarakat selari dengan visi kami agar 'Tiada Rakyat Malaysia yang Ketinggalan'.

WARGA KERJA KAMI

Kemampuan Bank dalam memenuhi permintaan yang semakin meningkat adalah hasil sikap dedikasi dan profesionalisma yang ditunjukkan oleh setiap warganya. BSN menghargai bakat-bakat wargakerjanya dan komited untuk terus memperbaiki aspek pengurusan dan pembangunan warga BSN.

Pada 2016, sebanyak 304 latihan dalaman dan luaran telah dianjurkan dengan pelaburan berjumlah RM13.8 juta bagi memberi latihan dalam pembangunan kepimpinan, teknikal dan kemahiran insaniah bagi warga kerja BSN.

BSN juga terus melantik, melatih dan membangunkan bakat yang berkebolehan untuk mengisi keperluan kepimpinan kami di seluruh negara dan memastikan pertambahan kumpulan bakat untuk industri.

Beberapa program pembangunan profesional yang telah dijalankan termasuk Program Latihan 'Core Leadership Competencies (CLC)' bagi eksekutif-eksekutif di BSN, Program Pembangunan Operasi di Cawangan yang dihadiri oleh Ketua-Ketua Operasi di setiap negeri serta 'Executive Coaching' untuk semua Ketua-Ketua Jabatan.

UPHOLDING SOCIAL RESPONSIBILITY

At BSN, we strive hard to improve value to our stakeholders in everything we do. This not only fulfills the needs of our customers but also supports corporate responsibility efforts.

At the same time, we strive to provide our staff with a rewarding and conducive workplace. We support the development of the community through various programmes involving stakeholders from all walks of life in line with our vision of 'No Malaysian Left Behind'.

OUR PEOPLE

The Bank's ability to meet escalating demands is the result of the dedication and professionalism shown by BSN staff. BSN values its talents and is committed to continuously developing the management capabilities and skills of its staff.

In 2016, a total of 304 internal and external trainings were organised with investments of RM13.8 million directed towards staff training in leadership development, technical and soft skills. BSN also continues to design, train and develop talent to fulfill our leadership requirements throughout the country and ensure an increasing talent pool for the industry.

Among other professional development programmes that have been conducted include Core Leadership Competencies (CLC) Training Programme for executives at BSN, Operational Development Programme at Branches attended by Operational Heads in each state as well as, Executive Coaching for all Heads of Department.

> Kemampuan Bank dalam memenuhi permintaan yang semakin meningkat adalah hasil sikap dedikasi dan profesionalisma yang ditunjukkan oleh setiap warganya.
>
> The Bank's ability to meet escalating demands is the result of the dedication and professionalism shown by BSN staff.

PENCAPAIAN DAN PENGIKTIRAFAN

Pelbagai pencapaian dan pengiktirafan telah diraih pada tahun 2016 selari dengan kecemerlangan dan kesungguhan yang telah ditunjukkan oleh BSN. Antaranya BSN telah meraih pelbagai anugerah melalui kempen-kempen seperti Pengacau Raya, Skim Perumahan Belia (SPB), Pinjaman Peribadi – 'Paris, Milan, London Here I Come' menerusi anugerah 'Marketing Excellence Awards 2016', Appies 2016, Loyalty and Engagement Awards 2016 dan Effies Awards 2016.

BSN juga turut meraih anugerah Emas di 'PR Awards 2016' di Singapura bagi kategori 'Best Use of Social Media' bagi kempen Kucing Happy. BSN cawangan Negeri Terengganu turut merangkul Anugerah Cemerlang Keselamatan dan Kesihatan Pekerjaan Kebangsaan bagi kategori Kewangan anjuran Jabatan Keselamatan dan Kesihatan Pekerja, Kementerian Sumber Manusia.

Maklumat lanjut mengenai Anugerah dan Pengiktirafan kami boleh didapati di halaman 12 dan 13 dalam laporan tahunan ini.

PENGHARGAAN

Di sebalik masa-masa yang mencabar ini, asas yang dibina telah mencipta kebingkasan dan kesinambungan untuk BSN. BSN sentiasa mengambil pendekatan yang proaktif dan inovatif dan akan terus merangka perubahan-perubahan yang sewajarnya bagi memastikan BSN kekal relevan dan efektif. BSN akan terus mengamalkan tahap kecemerlangan serta nilai-nilai murni utama BSN iaitu Komited, Cerdas & Tangkas, Menghormati dan Beretika (C.A.R.E) dalam semua aspek pekerjaan, budaya korporat dan tatalaku etika kami.

Saya ingin menyampaikan setinggi-tinggi penghargaan diatas komitmen dan kerja keras semua warga BSN serta Lembaga Pengarah yang sentiasa memberi sokongan dan bimbingan berterusan sepanjang tahun 2016.

Di kesempatan ini, saya juga ingin berterima kasih kepada Datuk Azizan Abdul Rahman dan Dato' Haji Ghazali Awang yang masing-masing telah menamatkan tempoh perkhidmatan sebagai Ahli Lembaga Pengarah pada 1 Mac 2016 dan 11 Februari 2016. Sesungguhnya mereka telah banyak memberi idea serta pandangan dalam memajukan lagi BSN.

Bagi pihak Lembaga Pengarah, saya mengambil kesempatan ini untuk mengucapkan terima kasih kepada para pemegang berkepentingan serta rakan perniagaan atas kepercayaan dan sokongan yang tidak berbelah bahagi kepada kami. BSN akan terus memenuhi mandat yang diamanahkan dengan penuh semangat dan ketekunan terutamanya pada masa-masa yang mencabar ini.

Terima kasih.

Tan Sri Abu Bakar Hj Abdullah

Pengerusi, Bank Simpanan Nasional

ACHIEVEMENT AND RECOGNITION

Various achievements and recognition have been achieved in 2016 in line with the excellence and determination shown by BSN. Among them, BSN has won various awards through campaigns such as Pengacau Raya, Youth Housing Scheme (YHS), Personal Loan – 'Paris, Milan, London Here I Come' through the Marketing Excellence Awards 2016, Appies 2016, Loyalty and Engagement Awards 2016 and Effies Awards 2016.

BSN also won a Gold Award at the 2016 PR Awards in Singapore for the 'Best Use of Social Media' category for its 'Kucing Happy' campaign. Meanwhile, BSN's Terengganu branch also won the National Occupational Safety and Health Excellence Award in the Finance sector from the Department of Occupational Safety and Health, Ministry of Human Resources.

More information about our Awards and Recognition can be found on pages 12 and 13 of this annual report.

APPRECIATION

Despite these challenging times, the foundations laid have accorded the Bank's resilience and continuity. BSN has always adopted an agile and innovative approach and will continue to embrace the necessary changes to ensure the Bank stays relevant and effective. We shall continue to emphasise on the highest standard of excellence through our core values that are Committed, Agile, Respectful and Ethical (C.A.R.E) in all aspects of our work, corporate culture and ethical conduct.

I would like to extend my sincere appreciation for the commitment and hard work of all BSN staff and the Board for continued support and guidance throughout 2016.

I take this opportunity to also thank Datuk Azizan Abdul Rahman and Dato' Haji Ghazali Awang who have completed their service on 1 March 2016 and 11 February 2016. They have provided many ideas and views for the growth of BSN.

On behalf of the Board, I take this opportunity to thank all our stakeholders for their unwavering support. The Bank will continue to deliver the mandates entrusted upon us, and in these challenging times, with greater vigour and perseverance.

Thank you.

Tan Sri Abu Bakar Hj Abdullah

Chairman, Bank Simpanan Nasional

LEMBAGA PENGARAH
BOARD OF DIRECTORS

1 Tan Sri Abu Bakar Hj Abdullah
2 Datuk Azizan Abdul Rahman
3 Datuk Adinan Maning
4 Datuk Ahmad Badri Mohd Zahir
5 Dato' Haji Ghazali Awang
6 Encik Alex Foong Soo Hah
7 Encik Ramesh Pillai
8 Encik Md Tajuddin Md Isa
9 Encik Kamari Zaman Juhari
10 Pn. Ummul Shirin Mohamed Thalha
(Setiausaha Lembaga Board Secretary)

PROFIL LEMBAGA PENGARAH

BOARD OF DIRECTORS' PROFILE

Tan Sri Abu Bakar Hj Abdullah

Tan Sri Abu Bakar dilantik sebagai Pengerusi Lembaga Pengarah pada 1 Mac 2013.

Beliau mempunyai Ijazah Sarjana dalam Pengajian Antarabangsa dari University of Denver, Colorado, AS dan Ijazah Sarjana Muda dalam bidang Sejarah dari Universiti Malaya. Beliau juga telah menjalani Program Pengurusan Lanjutan Harvard Business School.

Tan Sri Abu Bakar merupakan Ketua Pengarah Perkhidmatan Awam dari Julai 2010 hingga Jun 2012.

Beliau mempunyai lebih daripada 30 tahun pengalaman dalam sektor awam terutamanya dalam bidang pentadbiran dan pengurusan. Beliau memulakan kerjaya pada September 1977 di Kementerian Perdagangan Antarabangsa & Industri selaku Penolong Pengarah Bahagian Perdagangan Domestik.

Selepas kembali dari Amerika Syarikat, beliau ditugaskan di Kementerian Pertahanan dan dinaikkan pangkat sebagai Ketua Penolong Setiausaha, Sekretariat Majlis Angkatan Tentera pada 1988 sebelum dipindahkan ke Bahagian Pembangunan pada tahun 2000.

Pada 2001, beliau dinaikkan pangkat ke Jabatan Perdana Menteri (JPM) sebagai Setiausaha Pembangunan Wilayah Persekutuan dan Perancangan Lembah Klang. Tiga tahun kemudian, beliau memegang jawatan Timbalan Ketua Setiausaha di Kementerian Wilayah Persekutuan dan kemudian memegang jawatan yang sama di JPM pada 2005. Pada Julai 2007, beliau dinaikkan pangkat sebagai Ketua Setiausaha Kementerian Pertahanan.

Pada masa ini, Tan Sri merupakan Pengerusi Permodalan BSN Berhad sejak September 2013.

Tan Sri Abu Bakar was appointed as the Chairman to the Board on 1 March 2013.

He holds a Masters in International Studies from University of Denver, Colorado, USA and BA (Hons) History from Universiti Malaya. He has also completed the Harvard Business School Advanced Management Programme.

Tan Sri Abu Bakar was the Director General of the Public Service Department from July 2010 to June 2012.

He has over 30 years of experience in the public sector mainly in the area of administration and management. He started his career in September 1977 at the Ministry of International Trade & Industry as the Assistant Director of Domestic Trade Division.

After returning from the USA, he was posted to the Ministry of Defence with a promotion to the position of Principal Assistant Secretary of the Armed Forces Council Secretariat in 1988 and was then transferred to the Development Division in 2000.

In 2001, he was promoted to the Prime Minister's Department (PMD) as the Secretary of Federal Territories Development and Klang Valley Planning. Three years later, he became the Deputy Secretary General in the Federal Territories Ministry and then held the same position in the PMD in 2005. In July 2007, he was promoted to the position of Secretary General of the Ministry of Defence.

Currently, Tan Sri is the Chairman of Permodalan BSN Berhad since September 2013.

Tan Sri Abu Bakar Hj Abdullah
Pengerusi Bukan Eksekutif
Non Executive Chairman

PROFIL LEMBAGA PENGARAH
BOARD OF DIRECTORS' PROFILE

Datuk Ahmad Badri Mohd Zahir

Datuk Ahmad Badri Mohd Zahir dilantik ke Lembaga Pengarah pada 2 April 2015.

Beliau mempunyai Ijazah Sarjana Pentadbiran Perniagaan dari University of Hull di United Kingdom dan Ijazah Sarjana Muda Pengurusan Tanah dan Harta dari Universiti Teknologi MARA (UiTM), Shah Alam. Beliau juga mempunyai Diploma Pentadbiran Awam dari Institut Tadbir Negara (INTAN), Kuala Lumpur.

Beliau memulakan kerjayanya sebagai Eksekutif Penilaian Kanan di Chartered Surveyour, C.H William, Talhar & Wong Sdn Bhd di Kuala Lumpur. Dari Julai 1997 hingga Jun 2000, beliau bertugas di Asian Development Bank di Manila sebagai Penasihat Pengarah. Beliau mempunyai pengalaman sebanyak 29 tahun dalam sektor awam dan telah memegang beberapa jawatan di dalam Kerajaan antaranya di Bahagian Kewangan dalam pengurusan pinjaman, pasaran kewangan, dan pengurusan aktuari. Dalam tahun 2015, beliau telah dinaikkan pangkat ke jawatan sekarang iaitu Pengarah Bahagian Belanjawan Negara di Kementerian Kewangan.

Datuk Ahmad Badri juga merupakan Ahli Lembaga Pengarah di Perbadanan Kemajuan Negeri Selangor (PKNS), DanaInfra Nasional Berhad, Kuala Lumpur International Airport Berhad, Danajamin Nasional Berhad, Kumpulan Wang Simpanan Pekerja dan Lembaga Pinjaman Perumahan Sektor Awam (LPPSA).

Datuk Ahmad Badri Mohd Zahir was appointed to the Board on 2 April 2015.

He holds a Master in Business Administration from University of Hull, United Kingdom and a Degree in Land and Property Management from MARA University of Technology (UiTM), Shah Alam. He also holds a Diploma in Public Administration from the National Institute of Public Administration (INTAN), Kuala Lumpur.

He started his career as a Senior Valuation Executive with a Chartered Surveyor, C.H. William, Talhar & Wong Sdn Bhd in Kuala Lumpur. From July 1997 to June 2000, he was attached to the Asian Development Bank in Manila as the Director's Advisor. He has over 29 years of experience in the public sector and has held various positions in the Government service particularly in Finance Division covering loan management, financial markets and actuary management. In 2015, he was promoted to his current position as the Director of National Budget Office, Ministry of Finance.

Datuk Ahmad Badri currently sits on the Board of Perbadanan Kemajuan Negeri Selangor (PKNS), DanaInfra Nasional Berhad, Kuala Lumpur International Airport Berhad, Danajamin Nasional Berhad, Kumpulan Wang Simpanan Pekerja and Lembaga Pinjaman Perumahan Sektor Awam (LPPSA).

Encik Alex Foong Soo Hah

Encik Alex Foong Soo Hah dilantik menjadi Ahli Lembaga Pengarah pada 1 September 2010.

Beliau mempunyai Ijazah Sarjana Muda Matematik dari Universiti Malaya pada tahun 1975 dan Ijazah Sarjana Sains Aktuari dari North Eastern University, Boston pada tahun 1977. Beliau merupakan Felo Persatuan Aktuari Amerika Syarikat. Beliau ditauliahkan sebagai Perancang Kewangan Berdaftar (RFP) pada tahun 2008 dan juga mendapat kelayakan RFP Syariah pada tahun 2009.

Beliau mempunyai lebih daripada 36 tahun pengalaman dalam industri insurans dengan memulakan kerjayanya sebagai pembantu aktuari kumpulan insurans antarabangsa di Hong Kong. Sebelum ini, beliau ialah Ketua Pegawai Eksekutif British American Life Insurance Berhad (kini dikenali sebagai Manulife Insurance Berhad) dari 1991 hingga Ogos 1996. Kemudian, beliau dilantik sebagai Pengarah dan Ketua Pegawai Eksekutif Great Eastern Life Assurance Malaysia Berhad dari September 1996 hingga Januari 2008.

Pada masa ini, Encik Alex Foong merupakan Ahli Lembaga Pengarah Perbadanan Insurans Deposit Malaysia (PIDM), Private Pension Administrator (PPA), MRCB-Quill Reit, Aviva Limited (Singapore) and Nirvana Asia Limited (Hong Kong).

Mr Alex Foong Soo Hah was appointed to the board on 1 September 2010.

He holds a Bachelor's Degree in Mathematics from Universiti Malaya, 1975 and a Master's Degree in Actuarial Science from Northeastern University, Boston, 1977. He is a Fellow of the Society of Actuaries, USA. He was commissioned as Registered Financial Planner (RFP) in 2008 and obtained his Shariah RFP qualification in 2009.

He has over 36 years experience in the insurance industry having started his career as an actuarial assistant in an international insurance group in Hong Kong. He was formerly the CEO of British American Life Insurance Berhad (currently known as Manulife Insurance Berhad) from 1991 to August 1996. He was subsequently appointed Director and CEO of Great Eastern Life Assurance (Malaysia) Berhad from September 1996 till January 2008.

Mr Alex Foong currently sits on the Boards of Perbadanan Insurans Deposit Malaysia (PIDM), Private Pension Administrator (PPA), MRCB-Quill Reit, Aviva Limited (Singapore) and Nirvana Asia Limited (Hong Kong).

Datuk Ahmad Badri Mohd Zahir
Pengarah Bukan Bebas Bukan Eksekutif
Non Independent Non Executive Director

Encik Alex Foong Soo Hah
Pengarah Bebas Bukan Eksekutif
Independent Non Executive Director

PROFIL LEMBAGA PENGARAH
BOARD OF DIRECTORS' PROFILE

Encik Md Tajuddin Md Isa
Pengarah Bebas Bukan Eksekutif
Independent Non Executive Director

Encik Kamari Zaman Juhari
Pengarah Bebas Bukan Eksekutif
Independent Non Executive Director

Encik Md Tajuddin Md Isa

Encik Md Tajuddin Md Isa telah dilantik sebagai Ahli Lembaga Pengarah pada 15 September 2010.

Beliau adalah lulusan dari Sekolah Pegawai Kadet, Tentera Darat Australia, Portsea, Victoria, Australia pada tahun 1978 dan ditauliahkan sebagai pegawai dengan pangkat Leftenan Muda dalam Rejimen Askar Melayu Diraja Angkatan Tentera Malaysia. Beliau meletakkan jawatan di dalam Angkatan Tentera Malaysia pada tahun 1986 dengan pangkat Kapten dan meneruskan pengajian perundangan di University of Sheffield, England, United Kingdom. Beliau memperolehi Ijazah Sarjana Muda Kelas Kedua (atas) LL.B (Kepujian) pada tahun 1989 dan kemudian memperolehi Sijil Amalan Guaman dari Lembaga Kelayakan Profesional, Undang-Undang pada tahun 1990 dan diterima masuk serta didaftarkan sebagai Peguambela & Peguamcara, Mahkamah Tinggi Malaya pada tahun 1991.

Beliau memulakan kerjaya sebagai peguam di Tetuan Zain & Co pada tahun 1991 dan seterusnya memulakan firma guaman sendiri sebagai Rakan Kongsi Mengurus di Tetuan Md Tajuddin & Co. Beliau mempunyai pengalaman luas di dalam bidang litigasi serta corporate dan conveyancing dengan penekanan yang kuat kepada Perbankan Islam sejak tahun 1991. Beliau memperolehi Diploma Lepasan Ijazah dalam Perbankan dan Kewangan Islam dari Universiti Islam Antarabangsa Malaysia (UIAM). Beliau juga merupakan ahli Jawatankuasa Penasihat Syariah Bank Simpanan Nasional; Ahli Lembaga Pemegang Amanah, Dana Amal Jariah; ahli panel Jawatankuasa Tatatertib, Peguambela & Peguamcara, Lembaga Tatatertib; ahli Persatuan Tenaga Profesional, Malaysia; dan ahli Persatuan Penasihat Syariah, Malaysia.

Mr Md. Tajuddin Md. Isa was appointed to the Board on 15 September 2010.

He graduated from the Australian Army, Officer Cadet School, Portsea, Victoria, Australia in 1978 and was commissioned as an officer with the rank of Second Lieutenant in the Royal Malay Regiment of the Malaysian Armed Forces. He resigned from the Malaysian Armed Forces in 1986 with the rank of Captain and proceeded to read law at the University of Sheffield, England, United Kingdom. He graduated with a second class (upper) LL.B (honours) degree in 1989 and thereafter obtained his Certificate of Legal Practice from the Legal Profession Qualifying Board and was admitted as an advocate and solicitor of the Malaya High Court in 1991.

He began his career as a lawyer with Messrs Zain & Co in 1991 and thereafter set up his own legal firm as a Managing Partner at Messrs Md Tajuddin & Co, Advocates & Solicitors, Kuala Lumpur and has considerable experience in litigation, corporate and conveyancing matters with strong emphasis in Islamic Banking since 1991. He obtained his Post Graduate Diploma in Islamic Banking and Finance from the International Islamic University Malaysia (IIUM) and is also a member of the Shariah Advisory Committee of Bank Simpanan Nasional; member of the Board of Trustees, Dana Amal Jariah; panel member of the Disciplinary Committee, Advocates & Solicitors, Disciplinary Board; member of Malaysian Association of Energy Professionals; and member of Association of Shariah Advisors, Malaysia.

Encik Kamari Zaman Juhari

Encik Kamari Zaman Juhari dilantik ke Lembaga Pengarah pada 21 April 2014.

Beliau sebelum ini merupakan Pengarah Jabatan Kewangan Pembangunan dan Perusahaan Bank Negara Malaysia. Jabatan tersebut bertanggungjawab memelihara pembangunan Institusi-institusi Kewangan Pembangunan yang teguh dan progresif selain membangunkan SME yang berdaya saing dalam mencapai matlamat sosio-ekonomi negara.

Encik Kamari Zaman Juhari menyertai Bank Negara Malaysia (BNM) pada 1982 dengan kelulusan Ijazah Sarjana Muda dalam Ekonomi Sumber dari Universiti Putra Malaysia dan seterusnya memperoleh Keahlian Felo Mason sebaik menerima Ijazah Sarjana dalam Pentadbiran Awam dari Harvard pada 1990.

Pada 1992, beliau dilantik sebagai Ketua Unit Luar Pesisir di Labuan dan pada tahun yang sama memegang jawatan Ketua Pedagang Forex sehingga 1996. Beliau juga pernah berkhidmat sebagai Timbalan Pengurus Besar di Lembaga Pembangunan Labuan sehingga 1999. Beliau kemudiannya dipindahkan semula ke BNM dengan memegang jawatan sebagai Ketua Unit Khas SME. Dari tahun 2000, beliau dinaikkan pangkat sebagai Pengarah Unit Penyiasatan Khas (2000-2004), Pengarah Jabatan Sumber Manusia (2004-2007), dan akhir sekali sebagai Pengarah Jabatan Kewangan Pembangunan dan Perusahaan pada 2008. Sebaik bersara, beliau menyertai Bank Simpanan Nasional. Beliau juga merupakan ahli lembaga pengarah di KL Remit Exchange Sdn Bhd, Permodalan BSN Berhad dan Coopbank Persatuan.

Mr Kamari Zaman Juhari was appointed to the Board on 21 April 2014.

He was formerly the Director of Bank Negara Malaysia's Department of Finance for Development and Enterprise. The department is responsible for fostering the development of robust and progressive Development Financial Institutions, and developing competitive SMEs in achieving the socio-economic objectives of the country.

Mr Kamari Zaman Juhari joined Bank Negara Malaysia in 1982 with a Bachelor's Degree in Resource Economics from University Putra Malaysia and later gained a Mason Fellowship upon graduating with a Masters in Public Administration from Harvard in 1990.

In 1992, he was appointed as the Head of Offshore Unit in Labuan and then held the position of Chief Forex Trader until 1996. He also served as Deputy General Manager with the Labuan Development Authority until 1999. He was then transferred back to BNM and assumed the position of Head of SME Special Unit. From 2000, he was successively promoted to Director of Special Investigation Unit (2000-2004), Director of Human Resource Department (2004-2007), and finally Director of Development Finance and Enterprise Department in 2008. Upon his retirement, he joined Bank Simpanan Nasional. He also sits on the board of KL Remit Exchange Sdn Bhd, Permodalan BSN Berhad and Coopbank Persatuan.

PROFIL LEMBAGA PENGARAH
BOARD OF DIRECTORS' PROFILE

Datuk Adinan Maning

Datuk Adinan dilantik menjadi Ketua Eksekutif Bank Simpanan Nasional pada 1 Disember 2007 dan telah menjadi ahli Lembaga Pengarah semenjak itu.

Datuk Adinan mendapat pengajian dalam bidang perakaunan di Institut Teknologi MARA (1976 hingga 1979) dan seterusnya menduduki peperiksaan Institut Akauntan Kos dan Pengurusan (kini dikenali sebagai Institut Akauntan Pengurusan Berkanun).

Beliau memulakan kerjaya di Bank Bumiputera Malaysia Berhad (BBMB) pada awal tahun 1980. Beliau telah berkhidmat dengan BBMB selama 18 tahun dan seterusnya berkhidmat dengan syarikat-syarikat lain yang terlibat dengan pembangunan hartanah, pembinaan, pengilangan, pemulihan dan pengurusan aset.

Pada masa ini, beliau merupakan Pengerusi BSNC Corporation Berhad, Ahli Lembaga Pengarah Prudential BSN Takaful Berhad, Gibraltar BSN Life Berhad dan Permodalan BSN Berhad. Beliau juga merupakan Ahli Lembaga Pengarah Institut Bank Simpanan Dunia (WSBI), Bendahari kepada Persatuan Badan-badan Berkanun Malaysia dan Ahli Persatuan Institusi-institusi Kewangan Pembangunan Malaysia.

Datuk Adinan was appointed as the Chief Executive of Bank Simpanan Nasional on 1 December 2007 and has been a member of the Board since then.

Datuk Adinan pursued accountancy in Institute Teknologi MARA (1976 to 1979) where he completed the examinations of the Institute of Cost and Management Accountants (now known as Chartered Institute of Management Accountants).

He started his career in Bank Bumiputera Malaysia Berhad (BBMB) in early 1980. He served BBMB for 18 years and subsequently served other companies involved in property development, construction, manufacturing, recovery and asset management.

Currently, he is the Chairman of BSNC Corporation Berhad, sits on the Board of Prudential BSN Takaful Berhad, Gibraltar BSN Life Bhd and Permodalan BSN Berhad. He is at present a Board Member of World Savings Bank Institute (WSBI), Treasurer of Persatuan Badan-Badan Berkanun Malaysia and a member of Association of Development Finance Institutions of Malaysia (ADFIM).

Encik Ramesh Pillai

Encik Ramesh Pillai dilantik ke dalam Lembaga Pengarah pada 21 April 2014.

Beliau memegang Ijazah Sarjana Muda Sains (Kepujian) dalam Ekonomi dan Perakaunan dari Universiti Loughborough dengan pengkhususan dalam Ekonomi dan Perbankan secara am, dan Perbankan Islam secara khusus. Beliau merupakan Felo di Institute of Chartered Accountants in England and Wales (1991), Pengurus Risiko Perusahaan Bertauliah (ERM), Ahli Profesional Risiko Bertauliah (CRP), Pengarah Risiko Bertauliah (QRD), Pengurus Risiko Perusahaan Islam bertauliah (ERMi), dan Juruaudit Risiko Bertauliah (QRA).

Ramesh juga merupakan Pengarah Serantau bagi Global Association of Risk Professionals (GARP) dan telah memainkan peranan penting dalam penubuhan Professional Risk Managers International Association (PRMIA) di Malaysia. Beliau adalah sumber Pengurusan Risiko Islamik dan Konvensional bagi Lembaga Pelaburan Qatar dan disenaraikan dalam Direktori Kewangan-Q. Terkini, Ramesh adalah mentor Pengurusan Risiko bagi program Serantau F-TEN ICAEW selain menjadi ahli Lembaga Penasihat dan ahli Panel Pakar bagi Komuniti Risiko Global.

Beliau memulakan kerjaya bersama Institusi Kewangan Price Waterhouse di London yang diikuti dengan pelbagai jawatan lain di London termasuk sebagai Pengarah Kewangan dan Pentadbiran bagi sebuah anak syarikat GEC dari Amerika. Ramesh kemudiannya berkhidmat di Indonesia dalam Pembiayaan Projek, dan seterusnya menyertai Citibank di mana beliau mengetuai fungsi Pentadbiran Kredit dan Pengurusan Portfolio. Beliau memiliki pengalaman selama 29 tahun dalam sektor awam dan swasta serta telah memegang pelbagai jawatan termasuk sebagai Ketua Pegawai Eksekutif, Pengarah Kewangan, dan Ketua Pegawai Risiko Kumpulan

Mr Ramesh Pillai was appointed to the Board on 21 April 2014.

He holds a Bachelor of Science (Honours) in Economics with Accountancy from Loughborough University where he specialised in Economics and Banking in general, and Islamic Banking in particular. He is a Fellow of the Institute of Chartered Accountants in England and Wales (1991), a Certified Enterprise Risk Manager (ERM), a Certified Risk Professionals (CRP), a Qualified Risk Director (QRD), a certified Islamic Enterprise Risk Manager (ERMi), and a Qualified Risk Auditor (QRA).

He was also a Regional Director for the Global Association of Risk Professionals (GARP) and was instrumental in the creation of the Malaysian chapter of the Professional Risk Managers International Association (PRMIA). He is an Islamic and Conventional Risk Management resource for the Qatar Investment Authority and is listed in their Q-Finance Directory. Ramesh is currently the Risk Management mentor on the ICAEW's Regional F-TEN programme and is a member of the Advisory Board and also on the Panel of Experts of the Global Risk Community.

He started his career in Price Waterhouse's Financial Institutions specialism in London following which he held various positions in London including becoming the Director of Finance and Administration for an American subsidiary of GEC. Ramesh then went on to work in Indonesia, involved in Project Financing, following which he joined Citibank where he headed the Credit Administration and Portfolio Management functions. He has over 29 years of experience in the public and private sector and has held various positions, including that of CEO, Finance Director, and Group Chief Risk Officer (in Conventional and Islamic Banks). He was also with Pengurusan Danaharta Nasional as its Chief Risk officer as well as Bank Negara Malaysia as the Head of its Deposit Insurance Taskforce.

Encik Ramesh Pillai
Pengarah Bebas Bukan Eksekutif
Independent Non Executive Director

Datuk Adinan Maning
Ketua Eksekutif
Chief Executive

(di Bank-bank Konvensional dan Islam). Beliau juga pernah berkhidmat dengan Pengurusan Danaharta Nasional sebagai Ketua Pegawai Risiko serta Bank Negara Malaysia sebagai Ketua Pasukan Insurans Deposit.

Encik Ramesh Pillai juga pernah berkhidmat selama 10 tahun sebagai Penasihat Bebas Pengurusan Risiko bagi Lembaga Tabung Haji (Pengurusan Dana Islamik) dan Amanah Raya Berhad (Pemegang Amanah Raya).

Terkini, beliau merupakan Pengerusi Lembaga Governor di Institut Pengamal Risiko Perusahaan (menyediakan pensijilan profesional dalam Pengurusan Risiko Perusahaan) serta Pengarah Urusan Kumpulan di Friday Concepts (International), sebuah firma perunding Pengurusan Risiko Butik Antarabangsa.

Mr Ramesh Pillai has also served, over a 10 year period, as the Independent Risk Management Advisor to Lembaga Tabung Haji (Islamic Fund Management) and Amanah Raya Berhad (Public Trustee).

He is currently Chairman of the Board of Governors of the Institute of Enterprise Risk Practitioners (providing professional certification in Enterprise Risk Management) as well as the Group Managing Director of Friday Concepts (International), an International Boutique Risk Management consultancy.

PROFIL LEMBAGA PENGARAH
BOARD OF DIRECTORS' PROFILE

Datuk Azizan Abdul Rahman

Datuk Azizan Abdul Rahman dilantik menjadi ahli Lembaga Pengarah pada 2 Mac 2012.

Beliau berkelulusan Sarjana Muda Perakaunan (Kepujian) dari Universiti Malaya dan Sarjana Pentadbiran Perniagaan dari Universiti Queensland, Australia. Datuk Azizan ialah felo CPA Australia dan akauntan bertauliah dengan Institut Akauntan Malaysia.

Sebelum ini Datuk Azizan merupakan Ketua Pengarah Lembaga Perkhidmatan Kewangan Labuan (Labuan FSA) dari Julai 2005 sehingga persaraan beliau pada September 2011. Beliau juga pernah menjadi Pengarah Jabatan Penyeliaan Perbankan Bank Negara Malaysia dan berkhidmat di BNM dari April 1979 hingga Jun 2005.

Ketika ini Datuk Azizan merupakan Pengerusi Malaysian Rating Corporation Bhd, Kensington Trust Labuan Limited dan Metro Money Exchange Sdn Bhd. Beliau juga merupakan Ahli Lembaga MIDF Amanah Investment Bank Bhd, Malaysian Industrial Finance Bhd, Barakah Offshore Petroleum Bhd, Permodalan BSN Bhd, Gibraltar BSN Holdings Sdn Bhd, Gibraltar BSN Life Bhd, Kensington Trust Malaysia Bhd, CTOS Holdings Sdn Bhd dan CTOS Systems Sdn Bhd.

Tempoh pelantikan Datuk Azizan sebagai Ahli Lembaga Pengarah BSN telah tamat pada 1 Mac 2016.

Datuk Azizan Abdul Rahman was appointed to the Board on 2 March 2012.

He holds a Bachelor's Degree (Hons) in Accounting from the University of Malaya and a Master's Degree in Business Administration from the University of Queensland, Australia. He is a Fellow Member of CPA (Australia) and a Chartered Accountant of the Malaysian Institute of Accountants.

Datuk Azizan was formerly the Director-General of Labuan Financial Services Authority (Labuan FSA) from July 2005 until his retirement in September 2011. Prior to this, he was the Director of Banking Supervision Department in Bank Negara Malaysia (BNM). He was with BNM from April 1979 to June 2005.

He is currently the Chairman of Malaysian Rating Corporation Bhd, Kensington Trust Labuan Limited and Metro Money Exchange Sdn Bhd. He also sits as board member of MIDF Amanah Investment Bank Bhd, Malaysian Industrial Finance Bhd, Barakah Offshore Petroleum Bhd, Permodalan BSN Bhd, Gibraltar BSN Holdings Sdn Bhd, Gibraltar BSN Life Bhd, Kensington Trust Malaysia Bhd, CTOS Holdings Sdn Bhd and CTOS Systems Sdn Bhd.

Datuk Azizan's term of appointment as Member of the Board expired on 1 March 2016.

Dato' Haji Ghazali Awang

Dato' Haji Ghazali Awang dilantik menjadi Ahli Lembaga Pengarah pada 12 Februari 2007.

Beliau mempunyai Ijazah Sarjana Muda Perdagangan (Perakaunan) dari University of Newcastle, Australia dan merupakan Akauntan Bertauliah dengan Institute of Chartered Accountants, Australia dan Institut Akauntan Malaysia. Beliau juga memiliki Diploma dalam Pengajian Islam dari Universiti Islam Antarabangsa Malaysia dan Ijazah Sarjana dalam Agama dari Institut Agama Islam Negeri, Imam Bonjol, Indonesia.

Dato' Haji Ghazali mempunyai pengalaman luas dalam bidang pengauditan, perakaunan dan pengurusan kewangan, dan merupakan Pengarah Kumpulan Perkhidmatan Kewangan dan Korporat di bawah Kumpulan Guthrie Berhad dari 1994-2003. Beliau juga pernah menyandang pelbagai jawatan di Kumpulan Syarikat Shell dari 1987-1994 serta pernah berkhidmat di Amanah Saham Nasional Berhad dan Permodalan Nasional Berhad dari 1980-1986 dalam pelbagai jawatan pengurusan kanan.

Pada masa ini, Dato' Haji Ghazali merupakan Ahli Lembaga Pengarah Heitech Padu Berhad, BIMB Investment Management Berhad, CCM Duopharma Biotech Berhad, Prudential BSN Takaful Berhad, Lembaga Tabung Haji dan Chemara Palmea Holdings Berhad.

Tempoh pelantikan Dato' Haji Ghazali sebagai Ahli Lembaga Pengarah BSN telah tamat pada 11 Februari 2016.

Dato' Haji Ghazali Awang was appointed to the Board on 12 February 2007.

He holds a Bachelor's Degree in Commerce (Accounting) from the University of Newcastle, Australia and is a Chartered Accountant with the Institute of Chartered Accountants, Australia and the Malaysian Institute of Accountants. He also holds a Diploma in Islamic Studies from the International Islamic University, Malaysia and Master's Degree in Agama from Institut Agama Islam Negeri, Imam Bonjol, Indonesia.

Dato' Haji Ghazali has extensive experience in the fields of auditing, accounting and financial management and was the Group Director for Finance and Corporate Services in Kumpulan Guthrie Berhad from 1994 to 2003. He has also served the Shell Group of Companies from 1987 to 1994 as well as Amanah Saham Nasional Berhad and Permodalan Nasional Berhad from 1980 to 1986 in various senior managerial positions.

Dato' Haji Ghazali currently also sits on the Board of HeiTech Padu Berhad, BIMB Investment Management Berhad, CCM Duopharma Biotech Berhad, Prudential BSN Takaful Berhad, Lembaga Tabung Haji and Chemara Palmea Holdings Berhad.

Dato' Haji Ghazali's term of appointment as member of the Board expires on 11 February 2016.

Dato' Haji Ghazali Awang
Pengarah Bebas Bukan Eksekutif
Independent Non Executive Director

Datuk Azizan Abdul Rahman
Pengarah Bebas Bukan Eksekutif
Independent Non Executive Director

JAWATANKUASA SYARIAH

SHARIAH COMMITTEE

Dr. Ahmad Zaki Salleh

Pengerusi
Chairman

Dr. Ahmad Zaki Salleh merupakan seorang pensyarah di Universiti Sains Islam Malaysia (USIM) dan mengajar mata pelajaran berkaitan Perbankan Islam dan Takaful serta Pasaran Modal Islam bagi pelajar-pelajar peringkat pra dan pasca siswazah. Beliau sebelum itu memperoleh Ijazah pertamanya dalam bidang Syariah dari Universiti al-Albayt, Jordan. Seterusnya beliau mendapat Ijazah Sarjana Syariah dan Ph.D dalam bidang Pasaran Modal Islam dari Universiti Islam Antarabangsa Malaysia (UIAM). Beliau juga sedang menyelia tesis beberapa orang pelajar di peringkat ijazah sarjana dan kedoktoran dalam bidang Syariah, Kewangan Islam dan Muamalat. Dr. Zaki telah menerbitkan beberapa artikel tentang undang-undang kontrak Islam, Perbakan Islam dan Pasaran Modal Islam; selain daripada terlibat secara aktif di dalam beberapa penyelidikan di institusi akademiknya. Beliau merupakan ahli Jawatankuasa Syariah Prudential BSN Takaful Berhad dan juga telah dilantik sebagai Pakar Syariah (Pasaran Modal Islam) di IIFIN Consulting Sdn Bhd semenjak 2010.

Dr. Ahmad Zaki Salleh is currently a lecturer at Islamic Science University Malaysia (USIM). He has been teaching Islamic Banking and Takaful and Islamic Capital Market courses to undergraduate and postgraduate students. He obtained his first degree in Shariah form al-Albayt University, Jordan. Then he obtained a Master Degree in Shariah and Ph.D in Islamic Capital Market from the International Islamic University Malaysia (IIUM). He is also currently supervising a number of Masters and Ph.D candidates in Shariah, Islamic Finance and Muamalat field. Dr. Zaki has published several articles on Islamic law of contract, Islamic Banking and Islamic Capital Market, and actively involved in numerous research projects in his academic institution. He is one of the member of Shariah Committee Prudential BSN Takaful Berhad and has also been appointed as Shariah Expert (Islamic Capital Market), at the IIFIN Consulting Sdn Bhd since 2010.

Dr. Mohd Fuad Md Sawari

Ahli
Member

Dr. Mohd Fuad Md Sawari ialah Penolong Profesor di Jabatan Fiqh & Usul al-Fiqh, Kuliyyah Ilmu Wahyu Islam dan Sains Kemanusiaan (IRKHS), Universiti Islam Antarabangsa Malaysia (UIAM). Beliau memperolehi ijazah pertama dalam jurusan Syariah dari Fakulti Syariah, Akademi Islam, Universiti Malaya, Ijazah Sarjana M.A (Fiqh & Usul al-Fiqh) dari Fakulti Syariah, Universiti Jordan, Amman dan seterusnya Ijazah Ph.D (Fiqh & Usul al-Fiqh) dari UIAM. Beliau kini merupakan ahli jawatankuasa Syariah, Prudential BSN Takaful Berhad dan juga Kenanga Investment Bank Berhad. Bidang pengkhususan beliau adalah Undang-undang Kontrak Islam, Takaful, Kaedah-kaedah Fiqh, Perdagangan Elektronik, dan Usul al-Fiqh.

Dr. Mohd Fuad Md Sawari is currently an Assistant Professor at Department of Fiqh & Usul al-Fiqh, Kulliyyah of Islamic Revealed Knowledge and Human Sciences (IRKHS), International Islamic University Malaysia (IIUM). He obtained his first degree in Shariah from the Faculty of Shariah, Islamic Academy, University of Malaya, M.A. in Fiqh & Usul al-Fiqh from the Faculty of Shariah, University of Jordan, Amman, and Ph.D. in Fiqh & Usul al-Fiqh from the International Islamic University Malaysia. He is also one of the member of Shariah Committee, Prudential BSN Takaful Berhad and Kenanga Investment Bank Berhad. His research interests are Islamic Law of Contract, Takaful, Islamic Legal Maxim, Electronic Commerce, and Principles of Islamic Jurisprudence (Usul Al-Fiqh).

Tn. Hj. Md. Tajuddin Md. Isa

Ahli
Member

Encik Md. Tajuddin Md. Isa ialah seorang lepasan Officer Cadet School, Portsea, Victoria, Australia dan ditauliahkan sebagai seorang pegawai tentera dengan Rejimen Askar Melayu Diraja, Angkatan Tentera Malaysia. Beliau menuntut di University of Sheffield, England dalam jurusan Undang-undang dan seterusnya memperolehi Sijil Amalan Guaman dari Lembaga Kelayakan Profesion Undang-undang. Beliau kini ialah Pengarah Urusan Tetuan Md Tajuddin & Co, Peguambela & Peguamcara, Kuala Lumpur dan mempunyai pengalaman luas dalam bidang litigasi, korporat dan conveyancing dengan penekanan dalam Perbankan Islam sejak tahun 1990. Beliau memperoleh Diploma Pasca Ijazah Perbankan Islam dan Kewangan daripada Universiti Islam Antarabangsa Malaysia (UIAM) dan juga seorang ahli Lembaga Pengarah Bank Simpanan Nasional. Beliau juga seorang Ahli Lembaga Pemegang Amanah, Dana Amal Jariah dan Ahli Panel Jawatankuasa Disiplin, Lembaga Tatatertib Peguam Peguam.

Tn. Hj. Md. Tajuddin Md. Isa graduated from the Officer Cadet School, Portsea, Victoria, Australia and was commissioned as an officer with the Royal Malay Regiment of the Malaysian Armed Forces. He read law at the University of Sheffield, England and obtained his Certificate of Legal Practice with the Legal Profession Qualifying Board. He is currently the Managing Partner at Messrs Md Tajuddin & Co, Advocates & Solicitors, Kuala Lumpur and has considerable experience in litigation, corporate and conveyancing matters with strong emphasis in Islamic Banking since 1990. He obtained his Post Graduate Diploma in Islamic Banking and Finance from the International Islamic University Malaysia (IIUM) and is also a member of the Board of Directors of Bank Simpanan Nasional. He is also a Member of the Board of Trustee, Dana Amal Jariah and a Panel Member, Disciplinary Committee, Advocates & Solicitors Disciplinary Board.

JAWATANKUASA SYARIAH
SHARIAH COMMITTEE

Dr. Mohamad Zaharuddin Zakaria
Ahli
Member

Dr. Mohamad Zaharuddin Zakaria merupakan Pensyarah Kanan di Fakulti Syariah, Universiti Sains Islam Malaysia (USIM). Beliau mendapat Ijazah B.A (Kepujian) Syariah dan Undang-Undang dari USIM dan seterusnya Ijazah Sarjana Undang-Undang Syariah dari Universiti Jordan dan Ph.D dalam Fiqh dan Usul al-Fiqh (Syariah) dari Universiti Islam Antarabangsa Malaysia (UIAM). Bidang pengkhususan beliau wadalah Fiqh Muamalat, Perbankan dan Kewangan Islam, Pasaran Modal Islam, Pengurusan Kewangan Islam, Kaedah-Kaedah Fiqh dan Perundangan Islam. Selain menerbitkan beberapa penulisan akademik, beliau turut terlibat secara aktif dalam bidang penyelidikan di USIM.

Dr. Mohamad Zaharuddin Zakaria is currently a Senior Lecturer at Faculty of Shari'ah and Law; Islamic Science University Malaysia (USIM). He obtained his first degree in Shari'ah and Judiciary from USIM, Master of Shariah Judiciary from University of Jordan and Ph.D in Fiqh and Usul al-Fiqh (Shariah) from International Islamic University Malaysia (IIUM). His areas of interest are Fiqh Muamalat, Islamic Banking and Finance, Islamic Capital Market, Islamic Wealth Management, Islamic Legal Maxims and Islamic Jurisprudence. Dr. Zaharuddin has published several articles on Islamic law of contract, Islamic Capital Market, and actively involved in numerous research projects in his academic institution (USIM).

Dr. Fauziah Mohd Noor
Ahli
Member

Dr. Fauziah Mohd Noor ialah Pensyarah Kanan di Pusat Pengajian Undang-undang, Kolej Pengajian Undang-undang, Kerajaan dan Antarabangsa, UUM. Sebelum ini beliau pernah berkhidmat sebagai Penolong Professor di Kuliyyah Undang-undang Ahmad Ibrahim, Universiti Islam Antarabangsa Malaysia (UIAM). Beliau memperolehi Ijazah pertamanya dalam jurusan Syariah, Fakulti Syariah, Akademi Islam, Universiti Malaya. Kemudian beliau mendapat Ijazah Sarjana Undang-undang (LLM) dari School of Oriental and African Studies, Universiti London, dan Ijazah Ph.D dari Universiti Birmingham (Undang-undang Pertanian, Kajian Perbandingan Undang-undang Pertanian Islam dan Undang-undang Malaysia). Bidang pengkhususannya adalah Usul al-Fiqh, Perbankan Islam, Undang-undang Keluarga Islam dan Undang-undang Tanah Islam.

Dr. Fauziah Mohd Noor is a Senior Lecturer at School of Law, College of Law, Government and International Studies, University Utara Malaysia. Previously she was an Assistant Professor at Ahmad Ibrahim Kulliyyah of Laws, International Islamic University Malaysia. She obtained her first degree in Shariah, Faculty of Shariah, Islamic Academy University of Malaya. Then she obtained her Master in Law (LLM), School of Oriental and African Studies, University of London, and Ph.D. from University of Birmingham (Agricultural Law, A Comparative Studies between Islamic Agricultural Law and the Malaysian Law). Her areas of interest are Islamic Jurisprudence (Usul Al-Fiqh), Islamic Banking, Islamic Family Law, and Islamic Land Law.

Di BSN, urusan perbankan anda dipermudahkan dengan inovasi perkhidmatan, ciri-ciri dan saluran-saluran baharu.

At BSN, we are enlightening lives with innovative new services, features and channels.

PENGURUSAN
MANAGEMENT

Datuk Adinan Maning
Ketua Eksekutif
Chief Executive

Baris pertama dari kiri ke kanan / 1st row from left to right

Datuk Yunos Abd Ghani
Timbalan Ketua Eksekutif, Sokongan Perniagaan
Deputy Chief Executive, Business Support

Ahmad Latfan Mohd Amran
Timbalan Ketua Eksekutif, Sokongan Korporat
Deputy Chief Executive, Corporate Support

Baris kedua dari kiri ke kanan / 2nd row from left to right

Frederick Siew Kin Meng
Timbalan Ketua Eksekutif, Perbankan Runcit
Deputy Chief Executive, Retail Banking

Kameel Abdul Halim
Timbalan Ketua Eksekutif, Strategi dan Komunikasi
Deputy Chief Executive, Strategy and Communications

Baris pertama dari kiri ke kanan / 1st row from left to right

Nilammasri Ja'afar
Naib Presiden Kanan/Ketua, Pembiayaan & Pembangunan Perniagaan
Senior Vice President/Head, Business Financing & Development

Azlan Abu Bakar
Naib Presiden Kanan/Ketua, Operasi Perbankan
Senior Vice President/Head, Banking Operations

Dato' Mearia @ Massahariah Hamzah
Naib Presiden Kanan/Ketua, Peruncitan & Perniagaan Komuniti
Senior Vice President/Head, Retail & Community Business

Ummul Shirin Mohamed Thalha
Naib Presiden Kanan/Ketua, Undang-Undang & Sekretariat Korporat
Senior Vice President/Head, Legal & Corporate Secretariat

Baris kedua dari kiri ke kanan / 2nd row from left to right

Akhsan Zaini
Naib Presiden Kanan/Ketua, Distribution
Senior Vice President/Head, Distribution

Damanhuri Mahmod
Naib Presiden Kanan/Ketua, Teknologi Maklumat
Senior Vice President/Head, Information Technology

Kamel Effendy Mohd Razali
Naib Presiden Kanan/Ketua, Khidmat Pengurusan & Pemulihan Hutang
Senior Vice President/Head, Debt Management & Recovery Services

Mohd Fauzi Rahmat
Naib Presiden Kanan/ Ketua Pegawai Risiko, Pengurusan Risiko
Senior Vice President/ Chief Risk Officer, Risk Management



PENGURUSAN
MANAGEMENT

Baris pertama dari kiri ke kanan / 1st row from left to right

Ahmad Noh Jeni
Naib Presiden Kanan/Ketua, Keselamatan
Senior Vice President/Head, Security

Asaraf Aboo Bakar
Naib Presiden Kanan/Ketua, Perbendaharaan & Pelaburan
Senior Vice President/Head, Treasury & Investment

Mohd Sofian Amirudin
Naib Presiden Kanan/Ketua, Perniagaan Kad
Senior Vice President/Head, Cards Business

Muhammad Adlan Hussan
Naib Presiden Kanan/Ketua, Perbankan Digital
Senior Vice President/Head, Digital Banking

Baris kedua dari kiri ke kanan / 2nd row from left to right

Noor Azmi Jaafar
Naib Presiden Kanan/Ketua, Kewangan
Senior Vice President/Head, Finance

Puspa Marina Dato' Haji Omar
Naib Presiden Kanan/Ketua, Komunikasi Strategik
Senior Vice President/Head, Strategic Communications

Rosman Ramlan
Naib Presiden Kanan/Ketua, Pentadbiran Am
Senior Vice President/Head, General Administration

Suhaimi Mohamad
Naib Presiden Kanan/Ketua, Operasi Peruncitan Kredit
Senior Vice President/Head, Retail Credit Operations

Baris pertama dari kiri ke kanan / 1st row from left to right

Dzahidi Mohamad
Naib Presiden/Ketua, Juruaudit Dalam
Vice President/Head, Internal Audit

Mohd Supian Mat Nan
Naib Presiden/Ketua, Perbankan Islam
Vice President/Head, Islamic Banking

Norshahzan Halin
Naib Presiden/Ketua, Pematuhan
Vice President/Head, Compliance

Baris kedua dari kiri ke kanan / 2nd row from left to right

Syanorida Bahari
Naib Presiden/Ketua, Pengurusan Sumber Manusia
Vice President/Head, Human Resource Management

Haniza Mohamad Fadzil
Naib Presiden/Ketua, Pembelajaran & Pembangunan
Vice President/Head, Learning & Development

BSN

KEHADIRAN MELUAS

WE WELCOME TRAVELLERS

Di mana sahaja anda berada di Malaysia, perkhidmatan BSN boleh diakses menerusi pelbagai saluran yang inovatif. Pengenalan saluran alternatif baharu dalam menyampaikan akses perkhidmatan perbankan membantu pihak Bank menjangkau ke seluruh masyarakat dengan lebih meluas dan efisyen. Di kawasan-kawasan tanpa cawangan BSN, para pengguna boleh mendapatkan perkhidmatan perbankan melalui Ejen Bank BSN (EB BSN). Setakat 31 Disember 2016, terdapat 6,876 ejen di seluruh negara dengan keseluruhan jumlah transaksi sebanyak 98 juta dan nilai transaksi melebihi RM6.87 bilion.

Wherever you travel in Malaysia, BSN services are within your reach through a multitude of innovative channels. The introduction of new alternative banking channels in delivering a better access of banking services has allowed the Bank to reach out to a wider society more efficiently. With BSN's Agent Banking (EB BSN), we are going further by getting closer to you all around the country. As of 31st December 2016, there are 6,876 agents operating countrywide, and the overall volume transacted stood at 98 million with transaction values exceeding RM6.87 billion.

PENCAPAIAN PERANAN PEMBANGUNAN/DIMANDATKAN

DEVELOPMENT/MANDATED ACHIEVEMENTS

Sebagai sebuah Bank yang ditubuhkan oleh Kerajaan untuk menggalakkan amalan menabung di kalangan rakyat Malaysia, BSN komited memainkan peranannya dalam pembangunan serta mandat dalam memastikan keutuhan dan kewibawaan organisasi.

In its distinctive position as a Bank established by the Government to promote and mobilise savings among all Malaysians, BSN is committed to perform development and mandated roles while ensuring organisational soundness and strength.

HASIL PEMBANGUNAN PADA 2016

2016 DEVELOPMENT OUTCOMES

Pada tahun ini, Bank berusaha meluaskan jangkauan menerusi rangkaian ejen bank dan mempromosikan pakej pembiayaan Skim Perumahan Belia (SPB) bagi membantu pasangan muda untuk memiliki rumah pertama. Disebabkan cabaran-cabaran makro ekonomi dan kelembapan pasaran hartanah, ianya secara tidak langsung menyebabkan kadar pendaftaran bagi SPB menjadi lebih rendah dari yang dijangka. Program jangkauan ejen bank sebaliknya mencatat peningkatan di mana 6,876 ejen bank (EB BSN) telah berjaya merangkumi 97% mukim.

This year the Bank has strived to increase its outreach through its agent banking network and by promoting the Youth Housing Scheme (YHS) financing package to enable young couples to purchase their first homes. However due to macroeconomic challenges and a slowdown in the property market, the take-up rate for YHS was lower than anticipated. On the other hand, a substantial increase was achieved in our agent banking outreach programme with 97% of mukims served by 6,876 EB BSN.

Objektif **Objective**	Tindakan Strategik **Strategic Actions**	Sasaran Prestasi 2016 **2016 Performance Target**	Prestasi Sebenar sehingga 31 Disember 2016 **Actual Performance as at 31 December 2016**	Sasaran Prestasi 2017 **2017 Performance Target**
Akses kepada perkhidmatan kewangan untuk masyarakat luar bandar Access to financial services for rural communities	Meningkatkan jangkauan EB BSN Increase outreach of EB BSN	**7,000** ejen agents	**6,876** ejen agents	**7,500** ejen agents
Menangani masalah ketidakmampuan golongan belia memiliki rumah pertama To address the problem of youths unable to afford to purchase their first home	Menyediakan pakej pembiayaan Skim Perumahan Belia (SPB) kepada pasangan berkahwin untuk memiliki rumah pertama Provide Youth Housing Scheme (YHS) financing package to married youths to own their first house	Pertumbuhan Growth **RM320.0** juta million	Pertumbuhan Growth **RM248.6** juta million	Pertumbuhan Growth **RM200.0** juta million

OUTPUT SEKTOR YANG DIMANDATKAN PADA 2016
2016 MANDATED SECTOR OUTPUT

BSN terus cemerlang dalam memainkan peranan yang dimandatkan terutama dalam pembangunan usahawan mikro di Malaysia dan mendorong amalan menabung di kalangan penyimpan muda. Ini jelas dengan peningkatan dalam penyertaan Skim Galakan Simpanan Pelajar (SGSP) selain penjenamaan semula kelab simpanannya kepada BSN *Smart Junior* (BSJ).

BSN continues to excel in its mandated roles to develop Malaysian micro entrepreneurs and mobilising savings among young savers with increased participation in *'Skim Galakan Simpanan Pelajar'* (SGSP) and re-branding of its savers' club to BSN Smart Junior (BSJ).

Objektif Objective	Tindakan Strategik Strategic Actions	Sasaran Prestasi 2016 2016 Performance Target	Prestasi Sebenar sehingga 31 Disember 2016 Actual Performance as at 31 December 2016	Sasaran Prestasi 2017 2017 Performance Target
Membangunkan Usahawan Mikro di Malaysia Development of Micro Entrepreneurs in Malaysia	Tumpuan ke atas pembiayaan Usahawan Mikro terutamanya dalam sektor: • Perkhidmatan • Pembuatan • Peruncitan Focuses on financing Micro Entrepreneurs especially in the areas of: • Services • Manufacturing • Retail	Pertumbuhan Pembiayaan Mikro Micro Finance Growth **RM70.0** juta million	Pertumbuhan Pembiayaan Mikro Micro Finance Growth **RM74.2** juta million	Pertumbuhan Pembiayaan Mikro Micro Finance Growth **RM70.0** juta million Pertumbuhan Mikro Plus Micro Plus Growth **RM90.0** juta million
Mempromosi dan mendorong amalan menabung, terutamanya di kalangan penyimpan kecil Promote and mobilise savings, particularly from small savers	Tumpuan ke atas pertumbuhan deposit runcit Focus on retail deposits growth	Pertumbuhan Growth **RM1,120.0** juta million	Pertumbuhan Growth **RM1,158.8** juta million	Pertumbuhan Growth **RM1,399.0** juta million
	Pertumbuhan pendaftaran pelajar sekolah dalam SGSP dan BSJ Growth in school children participation in SGSP and BSJ	Pendaftaran baharu New enrollment SGSP: **207,058** BSJ: **69,020**	Pendaftaran baharu New enrollment SGSP: **249,476** BSJ: **30,468**	Pendaftaran baharu New enrollment SGSP: **135,651** BSJ: **134,380**

PENCAPAIAN PERANAN PEMBANGUNAN/DIMANDATKAN
DEVELOPMENT/MANDATED ACHIEVEMENTS

KEWIBAWAAN ORGANISASI
ORGANISATION SOUNDNESS

Rancangan belanjawan yang berhemah dan pengurusan kos yang lebih efisien telah mendorong BSN untuk melangkaui sasaran kemampanan kewangannya meskipun persekitaran operasi yang mencabar ekoran persaingan sengit dan keadaan ekonomi yang tidak menentu.

Prudent budget planning and more efficient cost management propelled BSN to surpass its financial sustainability targets amidst challenging operating environment, intense competition and volatile economic conditions.

Objektif
Objective

Memastikan pertumbuhan mampan
To ensure sustainable growth

Tindakan Strategik
Strategic Actions

Rancangan belanjawan berhemah dan pengurusan kos yang lebih efisien
Prudent budget planning and more efficient cost management

Sasaran Prestasi 2016
2016 Performance Target

Pulangan ke atas Aset Return on Assets	Pulangan ke atas Ekuiti Return on Equity	Nisbah Modal Berwajaran Risiko Risk Weighted Capital Ratio
0.2%	**3.1%**	**13.8%**

Prestasi Sebenar sehingga 31 Disember 2016
Actual Performance Target as of 31 December 2016

Pulangan ke atas Aset Return on Assets	Pulangan ke atas Ekuiti Return on Equity	Nisbah Modal Berwajaran Risiko Risk Weighted Capital Ratio
0.4%	**4.8%**	**15.3%**

TINJAUAN STRATEGIK
STRATEGIC OUTLOOK

ULASAN EKONOMI & PERBANKAN BAGI 2016

Pada 2016, ekonomi global mengalami pertumbuhan sederhana pada kadar 2.9% (2015: 3.2%) ekoran kelembapan ekonomi-ekonomi utama dunia seperti di Amerika Syarikat, Zon Euro dan China. Prestasi ini didorong oleh ketidaktentuan dan ketidakstabilan berterusan yang melanda pasaran kewangan dan matawang termasuk kesan kenaikan kadar faedah utama seperti yang dikenakan oleh Rizab Persekutuan Amerika Syarikat, ketegangan geo-politik serta referendum Kesatuan Eropah. Sungguhpun begitu, negara-negara ASEAN berjaya mengekalkan momentum pertumbuhan sebanyak 4.5% (2015: 4.4%) berikutan permintaan domestik dan perbelanjaan infrastruktur yang lebih tinggi. Pada 2016, Malaysia mencatat pertumbuhan sebanyak 4.2% (2015: 5%) selaras dengan unjuran Bank Negara Malaysia (BNM). Ini bukanlah satu pencapaian yang mudah kerana pada 2015, negara berhadapan situasi mencabar akibat permintaan luar yang kurang memberangsangkan, impak krisis minyak dan pengurangan dalam perbelanjaan Kerajaan. Pelbagai langkah diambil oleh pihak Kerajaan dan BNM bagi meningkatkan pendapatan boleh guna sekaligus meningkatkan perbelanjaan pengguna seperti pengurangan tanda aras Kadar Dasar Semalaman (KDS) BNM sebanyak 25 mata asas kepada 3% bagi membantu menghasilkan kestabilan dalam ekonomi domestik.

Pertumbuhan pinjaman dalam sektor perbankan jatuh kepada 5.3% tahun-ke-tahun pada 2016 (2015: 7.9%) dengan pertumbuhan pinjaman isi rumah dan bukan isi rumah pada kadar serupa iaitu 5.3% (2015: 7.7% dan 8% masing-masing). Pinjaman isi rumah serta pembiayaan hartanah dan automotif masing-masing mengalami pengecutan kepada 9.2% dan 1%, manakala pinjaman peribadi dan kad kredit masing-masing meningkat kepada 4.6% dan 2.5%.

2016 ECONOMIC & BANKING REVIEW

Global economic growth in 2016 experienced a relatively modest growth of 2.9% (2015: 3.2%) due to slowdown in major economies such as the US, Eurozone and China. This is in tandem with prolonged uncertainty and volatility clouding the financial and currency markets from the timing of key interest rate hike such as by the US Federal Reserve rate (Fed) to geo-political tension as well as the referendum on the EU region. Despite these, ASEAN countries managed to sustain growth momentum of 4.5% (2015: 4.4%), attributed to favorable domestic demand and higher infrastructure spending. Malaysia in 2016, recorded a growth of 4.2% (2015: 5%), which was in line with Bank Negara Malaysia (BNM) projection. However, it was a challenging journey since 2015 as the country was affected by lackluster external demand, significant impact from the oil glut and a cut in Government consumption. Various measures were taken by Government and BNM to boost disposable income to enhance consumer spending, such as the reduction of BNM's benchmark rate of Overnight Policy Rate (OPR) by 25bps to 3%, to help create stability in the domestic economy.

The banking sector's loan growth moderated to 5.3% YoY in 2016 (2015: 7.9%) with both household and non-household loan growth expanded at a similar rate of 5.3% (2015: 7.7% and 8% respectively). In the household front, the property and automotive financing witnessed a contraction to 9.2% and 1% respectively, while the personal loans and credit card expanded by 4.6% and 2.5% respectively.

TINJAUAN PERBANKAN RUNCIT PADA 2017

Selepas mencatat pertumbuhan sederhana sepanjang dua tahun sebelumnya, ekonomi Malaysia diunjurkan berkembang sehingga 4.8% (±3%) pada 2017. Ini didorong oleh permintaan domestik yang tinggi (terutamanya dalam perbelanjaan pengguna), peningkatan pelaburan swasta dan pemulihan harga komoditi.

Sektor perbankan menunjukkan pertumbuhan yang menggalakkan pada tahun ini dan ia dijangka kekal stabil dengan adanya projek-projek infrastruktur kerajaan yang akan menyokong pertumbuhan pinjaman perniagaan walaupun dalam persekitaran operasi dan landskap kewangan yang mencabar. Ringgit juga dijangka lebih kukuh apabila keadaan ekonomi mulai stabil, lantas memulihkan sentimen pengguna untuk membeli barangan bernilai tinggi seperti hartanah dan kereta.

2017 RETAIL BANKING OUTLOOK

After two years of soft economic growth, Malaysia's economy is projected to expand by 4.8% (±3%) in 2017, spurred by supportive domestic demand growth (particularly consumer spending), faster growth in private investment and recovery in commodity prices.

The banking sector started with a promising growth this year and the outlook is anticipated to remain stable with ongoing government infrastructure projects that would support the growth of business loans, albeit challenging operating environment and financial landscape. Furthermore, the Ringgit is expected to be less volatile as the economy stabilizes, which will then improve consumer sentiment to purchase big ticket items such as property and car.

TINJAUAN STRATEGIK
STRATEGIC OUTLOOK

Pinjaman Perumahan

Permintaan pinjaman mencatatkan pengurangan sebanyak 3% pada 2016 berbanding peningkatan sederhana sebanyak 1% pada 2015. Walau bagaimanapun, pasaran hartanah dijangka lebih berdaya saing dengan pembangunan yang lebih bersepadu terutamanya di bandar-bandar besar yang memiliki rangkaian pengangkutan awam dan kemudahan. Pada Belanjawan 2017, Kerajaan turut memberi penekanan ke atas penyediaan perumahan mampu milik. Selain itu, pelbagai skim pembiayaan akhir telah diperkenalkan bagi membantu golongan berpendapatan rendah dan sederhana untuk mendapat akses kepada pembiayaan kredit.

Mortgage

Loan demand as measured by loan applications remains weak with a reduction of 3% in 2016 as compared to a moderate expansion by 1% in 2015. However, property market is anticipated to become more resilient with greater integrated developments, particularly in larger cities with connectivity to public transportation and amenities. In Budget 2017, the government has put greater emphasis on supply of affordable housing. Besides that, many end-financing scheme was introduced to assist the lower and middle income earners to have access to credit financing.

Sewa Beli

Penambahbaikan dalam sistem pengangkutan awam iaitu transit aliran ringan (LRT) serta pelancaran Aliran Transit Massa (MRT) dilihat akan memberi impak ke atas jualan kenderaan bermotor, terutamanya untuk golongan berpendapatan sederhana berikutan jualan kereta yang rendah pada 2016. Kenaikan harga bagi kereta-kereta import selain nilai Ringgit yang lemah memberi tekanan ke atas jualan kenderaan penumpang. Walau bagaimanapun, dengan strategi pemasaran yang lebih inovatif dan agresif oleh pengeluar kenderaan, keseluruhan volum industri (TIV) untuk kenderaan penumpang diunjurkan mengalami pertumbuhan sederhana sebanyak 1.7% (590,000 unit) pada 2017.

Hire Purchase

The improvement in public transportation system of the light rail transit and the launch of the Mass Rapid Transit (MRT) may further impact the sales of motor vehicles, particularly to the middle income group after rather flat sales for passenger car in 2016. Increase in prices of imported cars from the weakening of Ringgit put a further pressure on sales of passenger vehicles. However, with more innovative and aggressive marketing strategy by marques, the projected growth of total industry volume (TIV) for passenger car may achieve a modest growth of 1.7% (590,000 units) in 2017.

Kredit Peribadi

Peningkatan kos sara hidup dan kesukaran dalam pengambilan pekerja dijangka mempengaruhi permintaan kredit peribadi seperti pinjaman peribadi dan kad kredit. Berdasarkan prestasi yang kurang memberangsangkan pada 2016, pinjaman peribadi dijangka bertumbuh perlahan berbanding kad kredit akibat tukar ganti penggunaan had kredit di antara kedua-duanya.

Personal Credit

Growing cost of living and challenging employment environment is expected to influence the demand for personal credit such as personal loan and credit cards. From a bumpy performance in 2016, personal loan is expected to perform at a rather slower pace relative to credit cards, due to tradeoffs between personal loans and credit cards in terms of credit line usage.

Deposit

Berikutan kadar faedah yang rendah iaitu sebanyak 3%, para pelanggan dijangka beralih kepada pelaburan alternatif yang mampu memberi pulangan yang lebih baik. Bagi deposit runcit, kos sara hidup yang lebih tinggi dan pendapatan boleh guna yang lebih rendah mungkin menjejaskan hasrat pelanggan untuk menabung, terutamanya bagi golongan berpendapatan sederhana. Keadaan bertambah sukar dengan persaingan sengit di dalam industri untuk menambah pendeposit. Pertumbuhan deposit secara keseluruhannya dijangka perlahan terutamanya bagi deposit perniagaan.

Deposits

With the current low interest rate environment of 3%, it is expected that customers would search for alternative investments for better returns. For retail deposits, higher cost of living and lower disposable income may hamper customers' intention to save, particularly the middle income earners. This is further exacerbated by stiff competition in the industry to attract deposits. Overall deposit growth is expected to be slow hampered mainly by business deposits.

Kesimpulan

Secara keseluruhannya, pertumbuhan pinjaman dalam industri perbankan dijangka mengalami peningkatan pada tahun ini, dengan persekitaran ekonomi yang dijangka lebih kondusif pada 2017. Walau bagaimanapun, tahap kebolehmampuan rakyat Malaysia serta hutang isi rumah yang tinggi akan menjadi pemangkin utama kepada prestasi positif sektor perbankan. Pengabaian dan penjejasan yang lebih tinggi dijangka berlaku sejajar dengan peningkatan kos sara hidup. Institusi-institusi perbankan akan terus berwaspada dan mengambil langkah-langkah sewajarnya bagi mengawal kemerosotan terutamanya dengan persaingan yang sengit dalam sektor ini.

Conclusion

Overall, banking industry loan growth is expected to witness a slight upbeat trend this year, with a more conducive economic environment expected in 2017. However, affordability of Malaysians coupled with high household debt will be a key catalyst for a positive banking sector performance. Higher delinquent and impairment are expected to increase in tandem with increasing cost of living. Banks are expected to remain cautious and will be taking adequate measures to control impairment in the environment with heightened competition in the sector.

BSN PADA 2017

Pada masa hadapan, BSN akan terus memenuhi mandatnya dalam menyokong agenda rangkuman kewangan Malaysia menerusi perluasan jangkauan rangkaian Ejen Bank BSN (EB BSN). Sehingga kini, EB BSN telah merangkumi 97% mukim di Malaysia dan berhasrat untuk memperluaskan lagi jangkauannya. Selain itu, BSN akan terus menjalankan aktiviti-aktiviti utamanya seperti kempen cabutan BSN SSP, program-program sekolah dan kelab penyimpan yang telah dijenamakan semula iaitu BSN Smart Junior, sebagai sebahagian daripada inisiatif mendorong amalan menabung terutamanya di kalangan penyimpan kecil. Manakala, bagi memenuhi keperluan usahawan mikro yang berhasrat untuk mengembangkan perniagaan mereka, satu produk pembiayaan mikro yang menawarkan jumlah pembiayaan yang lebih tinggi akan dilancarkan pada 2017.

Bagi merebut peluang atas permintaan yang semakin meningkat untuk rumah mampu milik terutamanya yang bernilai RM500 ribu ke bawah, BSN akan membangunkan portfolio pinjaman perumahannya menerusi Skim Perumahan Belia (SPB) pada tahun ini. Bagi menjadikan produk ini lebih menarik, BSN dengan kelulusan Kementerian Kewangan telah menyemak semula beberapa terma dan syarat bagi SPB seperti had umur dan status perkahwinan. SPB kini ditawarkan untuk individu yang sudah atau belum berkahwin serta merangkumi kumpulan sasaran berusia di antara 21 hingga 45 tahun. BSN juga berhasrat memperluaskan lagi tawaran produk sewa belinya seperti menawarkan pembiayaan kenderaan penumpang terpakai selain produk-produk yang dimandatkan untuk bersaing di pasaran. Hasrat utama BSN dalam menawarkan produk-produk yang dimandatkan ini adalah untuk memastikan segmen-segmen terpinggir di dalam masyarakat mendapat peluang sama rata untuk membina kehidupan yang lebih baik.

BSN berhasrat untuk memperkenalkan program kesetiaan yang ditambahbaik untuk pelanggan kad kreditnya selain menawarkan program wang tunai dan produk-produk unik dan menarik kepada pasaran yang terpilih. BSN akan turut mempertingkatkan tawaran produk pinjaman peribadinya kepada orang ramai.

Bagi memastikan kesemua inisiatif Bank berjalan dengan lancar, BSN akan terus menggunakan inovasi digitalnya sebagai kunci utama kepada operasi yang lebih efisien dan berkebolehan. Dengan adanya inisiatif ini, para pelanggan kami boleh menikmati pengalaman perbankan peribadi yang lebih memuaskan.

BSN IN 2017

Looking forward, BSN will continue to deliver its mandate in support of Malaysia's financial inclusion agenda through further expansion of BSN Banking Agents (EB BSN) network. To date, EB BSN has covered 97% of sub-districts (mukim) in Malaysia and we are looking to increase our coverage. Additionally, BSN will remain focus on key activities such as BSN SSP campaign, school programme and newly rebranded savers club, BSN Smart Junior as part of the initiatives on the promotion and mobilisation of savings, especially to small savers. Whereas, in order to better meet the needs of micro entrepreneurs who would like to expand their business, a new Micro Finance product which offers higher financing amount is expected to be launched in 2017.

With the snowballing demand for affordable housing, particularly houses priced below RM500k, BSN will seize the opportunity to further grow its mortgage portfolios especially through the Youth Housing Scheme (YHS) this year. In order to make the product more appealing, BSN with MOF approval has revised certain terms and conditions of YHS such as age and marital status whereby YHS is now available for both single and married couples and the target age group has expanded from 21 to 45 years old. BSN also aims to continue to expand its product offering for hire purchase such as offering secondhand passenger vehicles financing as well as its mandated products to compete in the market. BSN's primary focus in offering mandated products is to ensure unserved segments of the society will have equal opportunity for a better life.

BSN also endeavours to introduce enhanced loyalty programmes for its credit card customer besides offering attractive easy cash programmes and differentiated product to selected target market. For personal loan, it aims to beef up the product offering to the mass market.

As an effort to ensure smooth delivery of the initiatives, BSN will continue to leverage on digital innovation which is the key enabler for an efficient and more capable operational function. With this initiative, our customers can enjoy a more personalised and fulfilling banking experience with us.

LAPORAN AKTIVITI

ACTIVITY REPORT

Tahun 2016 merupakan kesinambungan daripada penjenamaan semula imej Korporat BSN yang mencerminkan kesungguhan, komitmen dan tekad BSN dalam menyediakan perkhidmatan yang terbaik dan mudah diakses oleh segenap lapisan masyarakat Malaysia terutama di kawasan luar bandar dan pedalaman.

Transformasi dan elemen perubahan dipertingkatkan untuk BSN terus berdaya saing dalam menawarkan perkhidmatan yang pelbagai, komprehensif serta setanding dengan bank komersial yang lain.

BSN terus mengadakan pelbagai inisiatif bagi menyokong rangkuman kewangan yang menyeluruh dengan mengadakan pelbagai program kerjasama, majlis pelancaran produk, kempen-kempen iklan dan promosi produk, majlis anugerah dan lain-lain lagi.

Berikut adalah inisiatif-inisiatif yang telah dilaksanakan oleh BSN sepanjang tahun 2016.

The year 2016 saw continued emphasis on the re-branding of BSN's corporate image to reflect the passion, commitment and determination of BSN in providing the best service and access to all Malaysians, especially those living in rural and remote areas.

The transformation and elements of change have been heightened to enable BSN to provide competitive services and a more comprehensive array of diverse products so as to be on par with other commercial banks.

BSN continues to undertake various initiatives to support a comprehensive financial inclusion agenda by holding various collaborative programmes, product launches, product advertising and promotion campaigns, awards and more.

The following initiatives were implemented by BSN in 2016.

19 JANUARI • JANUARY

Hospital Sungai Buloh, Selangor

'BSN PUTRAJAYA NIGHT MARATHON' (BSN PNM)

BSN PNM merupakan acara tahunan yang dianjurkan secara bersama oleh Bank sejak 2011. Menerusi penganjuran BSN PNM, pihak Bank telah berjaya mengutip dana daripada para penaja korporat kepada penerima-penerima yang terpilih.

Pada 2015, acara ini telah dibatalkan ekoran jerebu, namun pihak Bank telah berjaya mengumpul RM100,000 menerusi acara Larian Korporat 10 km Tanggungjawab Sosial Korporat (CSR) yang merupakan salah satu inisiatif tanggungjawab sosial BSN. Dana tersebut telah disumbangkan kepada wad-wad pediatrik di Hospital Sungai Buloh, Hospital Besar Kuala Lumpur, Hospital Selayang dan Hospital Tengku Ampuan Rahimah, Klang.

BSN PUTRAJAYA NIGHT MARATHON (BSN PNM)

BSN PNM is an annual activity that the Bank has been co-hosting since 2011. Through BSN PNM, the Bank has been raising funds from its corporate sponsors to be given to those selected and identified recipients or beneficiaries.

In 2015, even though the event was canceled due to the haze, the Bank raised RM100,000 through the Corporate Social Responsibility (CSR) 10 km Corporate Run; one of BSN's social responsibility initiatives. The fund was donated to the paediatric wards of Sungai Buloh Hospital, Kuala Lumpur General Hospital, Selayang Hospital and Tengku Ampuan Rahimah Hospital, Klang.

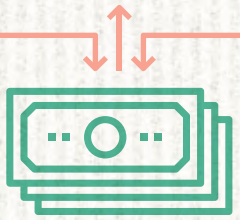

30 JANUARI • JANUARY

Sri Pentas, Bandar Utama

SIMPAN, SIMPAN, SIMPAN DAN NIKMATI GANJARANNYA BSN SSP

Pada 2016, BSN SSP telah tampil dengan konsep baharu, 'Simpan, simpan, simpan dan nikmati ganjaran" dalam usaha memperkasakan amalan menabung dalam kalangan rakyat Malaysia sekaligus memberi pulangan ke dalam akaun penyimpan BSN SSP.

Nilai keseluruhan ganjaran dikekalkan sebanyak RM18 juta dan bilangan pemenang telah dinaikkan daripada 88,000 kepada 320,000 bagi menarik minat para penyimpan untuk menyimpan di dalam BSN SSP.

Bagi mendidik penyimpan untuk mengekalkan simpanan, BSN akan meneruskan cabutan bulanan, tempatan dan cabutan istimewa. Hadiah utama cabutan bulanan ialah kereta mewah seperti BMW520i, BMW 320I, Mercedes E200 dan Mercedes C200. Bagi cabutan tempatan, BSN menawarkan Perodua Axia dan cabutan istimewa menawarkan hadiah RM1 juta.

SAVE, SAVE, SAVE AND ENJOY REWARDS WITH BSN SSP

In 2016, BSN came up with a new concept "Save, Save, Save and Enjoy Rewards" promotion of its Premium Savings Certificates (BSN SSP) to empower a saving culture among Malaysians as well as to provide returns to BSN SSP account holders.

The total value of the reward was maintained at RM18 million and the number of winners was raised from 88,000 to 320,000 to encourage more BSN SSP depositors to save with BSN SSP.

In educating depositors to retain their savings, BSN resumed its monthly, local and special draws. The main prizes of monthly draws were luxury cars like BMW520i, BMW 320I, Mercedes E200 and Mercedes C200. For local draws, BSN offered the Perodua Axia, while special draws continue to offer a RM1 million cash prize.

18 FEBRUARI • FEBRUARY

Wisma BSN, Kuala Lumpur

PENYERAHAN VAN JENAZAH

BSN telah menyumbangkan sejumlah 17 buah van jenazah bernilai RM120,000 setiap satu kepada masjid-masjid dan institusi-institusi Islam di seluruh negara. Jumlah ini mewakili RM2,040,000.00 dalam zakat perniagaan di bawah Skim Perbankan Islam (IBS) bagi agenda pembangunan sosial masyarakat Islam. Masjid-masjid dan institusi-institusi terbabit dipilih berdasarkan keperluan masing-masing.

Sejak 2010, sejumlah 95 buah van jenazah telah disumbangkan sebagai sebahagian daripada sumbangan zakat BSN.

DONATION OF HEARSES

BSN presented a total of 17 hearses worth RM120,000 each to mosques and Islamic institutions throughout the country. This represented a total sum of RM2,040,000.00 in business zakat under the Islamic Banking Scheme (IBS) towards the social development agenda of the Muslim community. The mosque and institutions that received the hearses were selected based on their individual needs.

Since 2010, a total of 95 hearses have been donated as part of the zakat contribution by BSN.

LAPORAN AKTIVITI
ACTIVITY REPORT

24 FEBRUARI • FEBRUARY - 2 MAC • MARCH

8 peringkat di Semenanjung Malaysia • 8 stages in Peninsular Malaysia

BSN TAJA LE TOUR DE LANGKAWI (LTdL) 2016

Buat pertama kalinya, BSN menaja Le Tour de Langkawi 2016 (LTdL 2016) yang merupakan penganjuran edisi ke 21 perlumbaan berbasikal elit.

Melalui penajaan ini, ianya secara tidak langsung, dapat memperkenalkan imej korporat BSN kepada rakyat Malaysia sepanjang jelajah LTdL berlangsung. Ianya juga dapat membina perhubungan jangka panjang yang penuh bermakna kepada setiap pelanggan selari dengan visi baharu BSN iaitu 'Tiada Rakyat Malaysia yang Ketinggalan'.

Sepanjang jelajah LTdL 2016 berlangsung, pelbagai aktiviti serta promosi produk BSN dijalankan seperti Pembiayaan Peribadi dan Rumah, BSN SSP serta Kad Kredit di setiap peringkat garisan penamat.

BSN SPONSORS LE TOUR DE LANGKAWI (LTdL) 2016

For the first time, BSN sponsored LTdL 2016 the 21st edition of the elite cycling race.

Through this sponsorship, indirectly it has introduced BSN's new corporate image to Malaysians during the LTdL tour and build a meaningful long-term relationship with every customer in line with BSN's vision of 'No Malaysian Left Behind'.

During the 2016 LTdL tour, various activities and promotions of BSN products such as Personal and Home Financing, BSN SSP and Credit Cards were held at the finishing line of each stage of the race.

14 MAC • MARCH

Wisma BSN, KL

MAJLIS PENYERAHAN CEK BAGI KEMPEN 'IMPIAN TUNAI 8 KEMBALI LAGI'

Kempen 'Impian Tunai 8 Kembali Lagi' menyaksikan BSN mengumumkan pemenang utama bagi Kad Kredit/-i 1TeachersCard yang menerima rebat tunai bernilai RM88,888 manakala lapan pemenang individu bulanan masing-masing telah menerima rebat tunai bernilai RM8,888.

Kempen yang dianjurkan buat kali ketiga ini, merupakan salah satu daripada pelbagai saluran yang digunakan oleh BSN untuk mempromosikan kad kredit yang ditawarkan khas untuk para guru serta warga kerja yang berkhidmat di bawah Kementerian Pendidikan. 1TeachersCard Mastercard-i merupakan kad kredit pertama seumpamanya di Malaysia dan menawarkan yuran pengurusan terendah iaitu pada hanya 8.88% setahun.

Kempen Impian Tunai 8 ini dapat disertai dengan hanya belanja minimum RM88 dengan Kad Kredit/-i 1TeachersCard dan berpeluang memenangi hadiah tunai yang lumayan. Penyertaan adalah automatik dan tiada SMS atau borang penyertaan diperlukan. Kempen ini menawarkan jumlah keseluruhan wang tunai mencecah lebih RM190, 000.

CHEQUE GIVING CEREMONY 'DREAM CASH 8 BACK AGAIN' CAMPAIGN

The 'Dream Cash 8 Back Again' Campaign saw BSN announce 1TeachersCard Credit card-i main winners receiving cash rebates of RM88,888 while eight individual winners received cash rebates worth RM8,888.

The third series of this campaign was one of the many channels used by BSN to promote its credit card specially offered to teachers and staff working under the Ministry of Education. The 1TeachersCard Mastercard-i is the first card introduced in Malaysia that offers the lowest management fee at only 8.88% per annum.

To participate in the 'Dream Cash 8 Back Again' Campaign, a minimum spend of RM88 with 1TeachersCard Credit Card-i is required to stand a chance to win a generous cash prize. Participation is automatic and no SMS or entry form is required. This campaign offered more than RM190,000 cash amount.

17 MAC • MARCH

Menara KL, Kuala Lumpur • KL Tower, Kuala Lumpur

MAJLIS ANUGERAH SKIM GALAKAN SIMPANAN PELAJAR (SGSP) 2016

Seramai 116 pemenang individu dan sekolah menerima hadiah wang tunai sebanyak RM200,000 dalam Anugerah Skim Galakan Simpanan Pelajar (SGSP) peringkat kebangsaan bagi tahun 2015. Sebanyak tiga kategori utama dipertandingkan iaitu Kategori Individu, Kategori Sekolah dan Kategori Tabungan Berhemah.

Sehingga akhir tahun lalu, SGSP telah mencatatkan lebih RM581 juta jumlah simpanan dengan peningkatan sebanyak 13% berbanding tahun 2014. Penyertaan pelajar juga turut meningkat kepada 961,000 pelajar berbanding 800,000 pelajar pada tahun sebelumnya. Manakala penyertaan sekolah pula meningkat sehingga lebih 7,300 buah sekolah di seluruh negara.

Pada majlis yang sama, BSN turut memperkenalkan penjenamaan semula produk simpanan BSN Smart Junior (BSJ) yang dahulunya dikenali sebagai Kelab Penabung Muda (KPM). Ia adalah kelab simpanan untuk pelajar seawal usia 7 sehingga 20 tahun.

SKIM GALAKAN SIMPANAN PELAJAR (SGSP) AWARD PRESENTATION 2016

A total of 116 individual and school winners received a total cash prize of RM200,000 at the national level of Skim Galakan Simpanan Pelajar (SGSP) Award for 2015. The three main categories were Individual, School and Prudent Savings.

As at the end of last year, SGSP had recorded over RM581 million in total savings with an increase of 13% over 2014. Student participation has also increased to 961,000 students compared to 800,000 students in the previous year. While school penetration has increased to more than 7,300 schools across the country.

At the same event, BSN also introduced the re-branding of BSN Smart Junior (BSJ) savings product which was formerly known as the Young Savers Club (KPM); a club for students as young as 7 to 20 years old.

19 MAC • MARCH

Royale Chulan Hotel, Kuala Lumpur

MALAM ANUGERAH EB BSN 2016

Seramai 18 Ejen EB BSN yang telah mempamerkan kecemerlangan dalam perkhidmatan sepanjang tahun 2015 diiktiraf pada Malam Anugerah EB BSN 2016. Di majlis tersebut, BSN telah menyampaikan anugerah bagi tiga kategori iaitu 13 pemenang bagi Anugerah Kecemerlangan EB BSN Peringkat Negeri, tiga pemenang bagi Anugerah Kecemerlangan, EB BSN Peringkat Kebangsaan dan dua pemenang bagi Anugerah Penghargaan Khas EB BSN.

EB BSN merupakan salah satu saluran perbankan yang ditawarkan oleh BSN melalui ejen-ejen yang berdaftar dengan Bank dengan menawarkan perkhidmatan asas perbankan seperti perkhidmatan Deposit Tunai, Pengeluaran Wang Tunai, Pembayaran Bil, Simpanan BSN SSP, Pembayaran Tanpa Tunai, Pembelian Tambah Nilai Pra-Bayar Telefon Bimbit dan Pembukaan Akaun BSN Giro/Giro-i.

BSN terus kekal relevan sebagai satu-satunya bank yang memberi akses perbankan secara menyeluruh kepada masyarakat terutama di kawasan luar bandar menerusi rangkaian Ejen Bank Berdaftar (EB BSN) sejak pengenalannya pada tahun 2012 dalam usaha membantu Kerajaan mencapai status negara maju.

EB BSN 2016 AWARDS NIGHT

A total of 18 EB BSN agents who have shown their excellence in service throughout the year were recognised during the EB BSN 2016 Awards Night. BSN presented the awards in three categories whereby 13 winners for State Level Category, three winners received the National Level Category and two won Special Appreciation Award.

EB BSN is one of the banking channels offered by BSN through agents registered with the Bank in offering basic banking services such as Cash Deposit, Cash Withdrawal, Bill Payment, BSN SSP Savings, Cashless Cash Payment, Purchase Added Pre-Pay Cell Phone and BSN Giro/Giro-i Account Opening.

BSN continues to be relevant as the only bank that provides overall banking access to the community, especially in rural areas through the EB BSN network since its introduction in 2012 as a concerted effort to help the Government achieve developed nation status.

LAPORAN AKTIVITI
ACTIVITY REPORT

1 APRIL • APRIL

Wisma BSN, Kuala Lumpur

PELANCARAN KEMPEN KAD KREDIT BSN 'FIND YOUR HAPPY'

BSN telah melancarkan kempen 'Find Your Happy' iaitu Kempen Kad Kredit yang menawarkan pelbagai ganjaran menarik bernilai lebih RM1 juta termasuk hadiah utamanya iaitu kereta 'Range Rover Evoque' dan lima kereta Honda Jazz.

Ini merupakan kempen pertama yang ditawarkan secara eksklusif kepada para pemegang kad kredit baharu dan sedia ada dimana para pemegang kad kredit berpeluang memenangi hadiah-hadiah menarik sambil menikmati kemudahan serta ganjaran yang ditawarkan bersama kad ini.

Kempen yang bermula dari 1 April sehingga 30 September 2016 ini turut menawarkan 24 Hadiah Bulanan iaitu Pakej Percutian untuk 2 orang di Wyndham Sea Pearl Resort, Phuket dan hadiah mingguan iaitu 6,000 mata Enrich Miles kepada para pemenang.

BSN 'FIND YOUR HAPPY' CREDIT CARD LAUNCH

BSN launched 'Find Your Happy' campaign, a Credit Card Campaign that offers a range of exciting rewards worth more than RM1 million including a top prize of a Range Rover Evoque and five Honda Jazz cars.

This is the first campaign for the year, which offered exclusively to new and existing credit card holders whereby credit card holders have the opportunity to win attractive prizes while enjoying the convenience and rewards offered with this card.

The campaign which ran from 1 April to 30 September 2016 also offered 24 Monthly Prizes - Vacation Packages for 2 at Wyndham Sea Pearl Resort, Phuket and weekly prizes - 6,000 Enrich Miles points to winners.

20-28 APRIL • APRIL

Stadium Mini Tapah, Perak • Tapah Mini Stadium, Perak

MINGGU AMANAH SAHAM MALAYSIA 2016 (MSAM)

BSN telah menyertai Minggu Amanah Saham Malaysia atau lebih dikenal sebagai MSAM yang dianjurkan oleh Permodalan Nasional Berhad (PNB) dan Amanah Saham Nasional Berhad (ASNB) dengan kerjasama Kerajaan Negeri Perak.

Acara ini tertumpu kepada pendidikan kewangan bersepadu di bawah tema 'PNB Investment 360' yang telah menarik lebih 215,000 pengunjung dan merupakan platform yang terbaik dalam mempromosikan produk-produk dan khidmat nasihat kewangan BSN bagi produk pinjaman, insurans dan takaful, penulisan wasiat, BSN SSP, kad kredit serta 'unit trust'.

'MINGGU AMANAH SAHAM MALAYSIA' 2016 (MSAM)

BSN participated in the 'Minggu Amanah Saham Malaysia' or known as MSAM organised by Permodalan Nasional Berhad (PNB) and Amanah Saham Nasional Berhad (ASNB) in collaboration with the Perak State Government.

The event focused on integrated financial education under the theme "PNB Investment 360". With over 215,000 visitors it was a good platform to promote BSN's range of products and financial advisory services for loans, insurance and takaful products, will-writing, BSN SSP, credit card and unit trust.

29 APRIL • APRIL - 9 MEI • MAY

Malaysia Agro Exposition Park Serdang (MAEPS)

PESTA BUKU ANTARABANGSA KUALA LUMPUR (PBAKL)

BSN buat kali ketiga berturut-turut, menjadi penaja rasmi bagi Pesta Buku Antarabangsa Kuala Lumpur 2016 (PBAKL 2016) dalam usaha untuk memupuk tabiat suka membaca serta celik huruf dalam kalangan rakyat Malaysia.

Acara yang berlangsung selama 11 hari itu menerima sambutan yang amat menggalakkan dengan kehadiran lebih 2 juta pengunjung dari luar dan dalam negara. Sebagai penaja rasmi, BSN turut mempromosikan produk dan perkhidmatan BSN seperti kad kredit, pinjaman dan gadai janji, pembukaan akaun bagi BSN SSP dan BSN Smart Junior (BSJ).

KUALA LUMPUR INTERNATIONAL BOOK FAIR (KLIBF)

For the third consecutive year BSN became an official sponsor of the KLIBF in an effort to foster reading habits and literacy among Malaysians. In line with BSN's brand promise in providing a better life, BSN supports activities that have positive impact among Malaysians.

The 11-day event received an overwhelming response with the presence of more than 2 million from local and foreign visitors. As an official sponsor, BSN promoted BSN products such as credit cards, loans and mortgages, account opening for BSN SSP and BSN Smart Junior (BSJ).

13-16 MEI • MAY

Kompleks Dewan Syarahan, Universiti Malaysia Sabah (UMS) • Lecture Hall Complex, Universiti Malaysia Sabah (UMS)

FESTIVAL HARI GURU 2016

Festival Hari Guru Kebangsaan kali ke-45 dianjurkan dengan kerjasama Unit Pendidikan Kumpulan Utusan yang berlangsung selama empat hari dengan membawakan pelbagai aktiviti yang menarik. BSN turut menaja penyampaian anugerah penghargaan kepada tokoh-tokoh guru bagi peringkat Kebangsaan dan Negeri antaranya, Anugerah Tokoh Guru Kebangsaan, Anugerah Tokoh Kepimpinan Pendidikan dan Anugerah Tokoh Guru Inovatif.

Sepanjang festival berlangsung, kad kredit BSN 1 Teachers Card menjadi tumpuan sepanjang festival yang merupakan produk ekslusif yang dikhaskan kepada para guru melalui usahasama strategik BSN dan Yayasan Guru Malaysia Berhad (YGMB).

TEACHERS' DAY FESTIVAL 2016

The 45th National Teachers' Day Festival in collaboration with the Utusan Group Education Unit lasted for four days with exciting activities. BSN sponsored the presentation of appreciation awards to teachers at National and State levels, the National Teachers' Award, the Leadership Education Award and the Innovative Teachers' Award.

Throughout the festival, the highlight was on the BSN 1 Teachers Card as it promises great savings with an exclusive privilege reserved for teachers through strategic collaboration between BSN and Yayasan Guru Malaysia Berhad (YGMB).

27-28 MEI • MAY

Boulevard, Berjaya Times Square, KL

KARNIVAL BSN SSP 2016

Karnival BSN SSP telah mendapat sambutan yang amat meriah lebih-lebih lagi dengan pengumuman ganjaran baharu sejumlah RM1 juta bagi Cabutan Istimewa selama tujuh bulan bermula dari Jun sehingga bulan Disember 2016. Tujuh jutawan BSN telah dilahirkan pada tahun ini berbanding pada tahun- tahun sebelum ini yang hanya melahirkan seorang jutawan BSN pada cabutan di hujung tahun.

Cabutan Bulanan masih lagi menawarkan ganjaran kereta mewah iaitu sebuah BMW dan Mercedes Benz. Selain itu, ganjaran terbaharu ini turut memperkenalkan Cabutan Remaja Khas untuk golongan remaja berusia 12 hingga 17 tahun yang menawarkan ganjaran RM10,000 serta ganjaran lain seperti gajet elektronik.

Pelbagai aktiviti menarik diadakan seperti cabutan bertuah, persembahan artis, Kidz Talentime, Mystery Box, Giant Jengga, Selfie Box dan banyak lagi.

BSN SSP CARNIVAL 2016

The BSN SSP carnival has received a great deal of appreciation with the new rewards announcement of RM1 million for the Special Draw for seven months from June until December 2016. Seven BSN SSP millionaires were created in 2016 compared to previous years of just one BSN SSP millionaire at the end of the year.

The Monthly Draw still offered rewards of luxury car of BMW and Mercedes Benz. Additionally, a Special Junior Draw reward was introduced for teenagers aged 12 to 17 who will receive rewards of RM10,000 and other prizes such as electronic gadgets.

Various exciting activities were held such as lucky draws, artist performances, Kidz Talentime, Mystery Box, Giant Jengga, Selfie Box and more.

LAPORAN AKTIVITI
ACTIVITY REPORT

15 JUN • JUNE

65 masjid dan surau di seluruh negara.

REWANG RAMADAN BSN 2016

BSN telah menganjurkan aktiviti Rewang Ramadan di kesemua 13 negeri secara serentak dalam aktiviti tanggungjawab sosial korporat BSN pada bulan Ramadan di mana lebih 65,000 bungkus bubur lambuk diedarkan di beberapa buah masjid dan surau.

Program ini merupakan inisiatif berterusan BSN dalam memainkan peranannya sebagai jiran kepada masyarakat setempat bagi memastikan hubungan persaudaraan, persahabatan dan muhibah di antara pelbagai bangsa terus diperkukuhkan. Lebih kurang 1,300 kakitangan BSN dari ibu pejabat dan cawangan-cawangan dari pelbagai negeri telah membantu dalam penyediaan bubur tersebut dengan bantuan wakil-wakil dari masjid-masjid terpilih.

REWANG RAMADAN BSN 2016

BSN organised a "Rewang Ramadan BSN" in all 13 states simultaneously throughout the country as part of BSN's corporate social responsibility activities during Ramadan, whereby over 65,000 packages of bubur lambuk were distributed to several mosques and suraus.

The programme was an ongoing initiative for BSN in its role as a 'neighbour' to the community and to ensure fraternity, friendship and goodwill among the various races is continually strengthened. About 1,300 BSN staff from headquarters and branches of various states helped prepare and cook the porridge, assisted by representatives of the selected mosques.

20 JUN • JUNE - 3 JULAI • JULY

Johor, Sarawak, Melaka, Kedah, Perlis dan Perak.

KEMPEN #BSNKataYangPentingIkhlas

BSN terus menjalin hubungan erat dengan masyarakat setempat sepanjang bulan Ramadan dan Hari Raya dengan kempen #BSNKataYangPentingIkhlas. Ianya merupakan kesinambungan daripada kempen Ramadan dan Raya tahun lepas, iaitu #BSN40Kebaikan. Kempen ini bertujuan untuk menekankan nilai-nilai positif di sebalik tradisi pemberian duit raya dan menyingkap tentang nilai keikhlasan yang semakin dilupakan. Kempen ini dipromosikan dengan kerjasama Astro TV dan Radio dengan menggunakan saluran-saluran media digital dan media sosial untuk menyampaikan mesej berkenaan selain membuat liputan mengenai inisiatif-inisiatif CSR BSN di semua negeri sepanjang bulan Ramadan.

BSN turut melawat 13 pelanggan BSN yang kurang berkemampuan di seluruh negara. Semasa lawatan ini, BSN telah memberi sumbangan berupa duit raya dan barangan keperluan harian seperti beras, susu, makanan, dan lampin pakai buang bagi membantu meringankan beban mereka yang kurang berkemampuan dalam menyambut Hari Raya.

#BSNKataYangPentingIkhlas CAMPAIGN

BSN continued to foster strong engagements with the public during the Ramadhan and Hari Raya period with a new campaign, called #BSNKataYangPentingIkhlas; a continuation of the previous Ramadan Raya campaign called #BSN40Kebaikan. The objective of the campaign was to highlight the positive values behind the tradition of giving duit raya and reinstate the sense of appreciation. It was also about reminiscing the value of 'ikhlas' that is very much forgotten in today's celebration of Raya. In partnership with Astro TV and Radio, the campaign was promoted through digital and social media channels to drive the message and provide coverage of BSN CSR initiatives in all states during the month of Ramadhan.

BSN also visited 13 underprivileged BSN customers nationwide by contributing duit raya as well as daily needs products such as rice, milk, food and disposable diapers to help ease the burden of the less fortunate during Hari Raya.

3 SEPTEMBER • SEPTEMBER

Kampung Sinogindai, Sabah

PROGRAM BAKTI PERIBUMI BSN

BSN telah menyampaikan sumbangan dalam bentuk wang tunai dan barangan keperluan kepada 51 keluarga mualaf di Sabah sebagai sebahagian daripada inisiatif tanggungjawab sosial korporat BSN sempena Hari Raya Aidil Adha.

Program ini dianjurkan oleh BSN dengan kerjasama Pejabat Mufti Sabah, Jabatan Hal Ehwal Agama Islam Negeri Sabah (JHEAINS), Jabatan Kemajuan Islam Malaysia (JAKIM) cawangan Sabah dan Hidayah Center Sabah. Program ini bertujuan memberikan sokongan dan dorongan kepada golongan mualaf agar terus mendalami dan memahami ajaran Islam. Inisiatif ini juga mewakili penglibatan BSN dengan golongan mualaf dari pelbagai latar belakang. Pihak Pengurusan dan kakitangan BSN turut menyumbang dana bagi meringankan beban kewangan keluarga-keluarga terbabit dengan mengadakan acara gotong-royong di tapak wakaf surau di Kampung Sinogindai serta Program Halaqah turut diadakan dengan penyertaan lebih 100 penduduk setempat.

BSN BAKTI PERIBUMI PROGRAMME

BSN gave away contributions in cash and in kind to 51 muallaf families in the state of Sabah as part of BSN's Hari Raya Aidil Adha corporate social responsibility initiative.

This programme was an initiative organised by BSN in cooperation with the Office of the Mufti of Sabah, Sabah Islamic Religious Affairs Department (JHEAINS), Department of Islamic Development Malaysia (JAKIM) Sabah Branch and Hidayah Center Sabah. It aimed to provide impetus and encouragement to new Muslim converts to deepen knowledge and understanding of Islam. It also represented BSN's engagement with new converts of all backgrounds. Management and staff of BSN contributed funds to help ease financial burdens of those families by having a gotong-royong, visiting the wakaf site for surau at Kampung Sinogindai and Halaqah Programme with more than 100 local residents.

25 OKTOBER • OCTOBER

The Mines Resort & Golf Club, Seri Kembangan, Selangor

PELANCARAN PROGRAM GOGOLF

Persatuan Golf Malaysia (MGA) telah melancarkan Program GoGolf yang telah disempurnakan oleh Timbalan Ketua Setiausaha Pengurusan Kementerian Belia dan Sukan, Nik Abdul Kadir Nik Mohammad.

BSN telah dijemput selaku rakan strategik bagi kad kredit BSN-MGA yang diperkenalkan khas untuk peminat-peminat tegar golf. Pemegang kad ini boleh menikmati manfaat seperti perlindungan insurans serta diskaun istimewa di restoran-restoran terpilih, membeli-belah, melancong dan banyak lagi.

Turut hadir ialah, Tan Sri Dato' Setia Mohd Anwar Hj Mohd Nor, Pengerusi MGA; Tan Sri Abu Bakar Hj Abdullah, Pengerusi BSN, dan Mr David Fike, Pengerusi Zurich serta jemputan-jemputan lain.

LAUNCH OF THE GOGOLF PROGRAMME

The Malaysian Golf Association (MGA) launched the GoGolf Programme which was officiated by Deputy Secretary General of the Ministry of Youth and Sports, En. Nik Abdul Kadir Nik Mohammad.

BSN was invited as the strategic partner for the BSN-MGA credit card introduced specifically for golf enthusiasts. Cardholders will enjoy benefits such as insurance protection as well as special discounts on dining, shopping, traveling and many others.

Tan Sri Dato' Setia Mohd Anwar Hj. Mohd Nor, the Chairman of MGA, Tan Sri Abu Bakar Hj. Abdullah, Chairman of BSN, Mr David Fike, Chairman of Zurich, were present along with other guests.

13 SEPTEMBER • SEPTEMBER

PPBSN, Bangi

PROGRAM IBADAH KORBAN DAN AKIKAH 2016

Program Ibadah Korban dan Akikah sempena sambutan Hari Raya Aidil Adha 1437H telah dianjurkan oleh Kelab Sukan dan Kebajikan BSN (KSKBSN). Program ini bertujuan memperkukuhkan hubungan sesama kakitangan BSN semasa menunaikan ibadah korban. Program ini dihadiri oleh pihak pengurusan tertinggi BSN serta Yang Dipertua KSKBSN, Datuk Yunos Abd Ghani dan Timbalan Yang Dipertua KSKBSN, En Rosman Ramlan. Proses penyembelihan dan pengagihan daging korban turut dibantu oleh kakitangan BSN. Pada tahun ini, sejumlah 7 ekor lembu telah dikorbankan.

2016 IBADAH KORBAN AND AKIKAH PROGRAMME

In conjunction with the Hari Raya Aidil Adha 1437H, BSN's Sports and Welfare Club (KSKBSN) organised a Korban and Akikah Programme; a programme to strengthen relationships among BSN staff while performing the 'Korban'. BSN's top management and the President of KSKBSN, Datuk Yunos Abd Ghani and Vice President of KSKBSN, En Rosman Ramlan led the event while BSN staff helped in the process of distributing the meat.

LAPORAN AKTIVITI
ACTIVITY REPORT

5 NOVEMBER • NOVEMBER

Dewan Serbaguna Mak Inson, Pendang, Kedah

PROGRAM "DARI MATA TURUN KE HATI" BSN

BSN dengan kerjasama Kerajaan Negeri Kedah menerusi Jawatankuasa Pembangunan Wanita dan Keluarga, Kebajikan Masyarakat, Pembangunan Usahawan dan Industri Asas Tani telah menganjurkan program "Dari Mata Turun ke Hati" untuk penduduk Sungai Tiang, Pendang, Kedah. Tujuan utama program ini adalah untuk mendekati masyarakat luar bandar di kawasan ini sekaligus menyediakan pemeriksaan mata dan pemberian cermin mata secara percuma kepada pelajar-pelajar yang kurang berkemampuan agar mereka dapat menikmati pembelajaran yang lebih kondusif. BSN turut menaja kos pemeriksaan mata dan pemberian cermin mata untuk 1,000 pelajar dari 40 buah sekolah agar mereka memperoleh manfaat daripada cermin mata yang disumbangkan.

BSN "DARI MATA TURUN KE HATI" PROGRAMME

BSN collaborated with The Kedah State Government through the Women's Development, Social Welfare and Family, Entrepreneur Development and Agro-based Industries to run the "Dari Mata Turun Ke Hati" Programme for the locals in Sungai Tiang, Pendang, Kedah. The main purpose of this programme was to get closer to the pulse of the communities in the area and provide free eye check-ups and spectacles to less fortunate students for them to enjoy a more conducive learning experience. BSN sponsored the cost of the eye check ups and spectacles for 1,000 students from 40 schools so they can benefit from the new glasses.

15 NOVEMBER • NOVEMBER

Pullman Hotel, Kuala Lumpur

KERJASAMA DI ANTARA BSN DAN ORIENTAL INTEREST BHD (OIB) MENERUSI SKIM PERUMAHAN BELIA BSN

BSN dan OIB telah menandatangani memorandum persefahaman (MoU) berkaitan pemilikan hartanah mampu milik untuk pembeli rumah pertama. Melalui kerjasama ini, BSN menawarkan Skim Perumahan Belia (SPB) yang bertujuan untuk membantu pasangan muda yang telah berkahwin berusia di antara 25 hingga 40 tahun dengan pendapatan isi rumah yang tidak melebihi RM10,000 untuk mendapatkan rumah pertama mereka.

Majlis menandatangani MoU ini diadakan bersempena pelancaran Kondominium Seroja Hills Fasa 2 di Bandar Baru Salak Tinggi, Sepang yang dibina oleh OIB.

PARTNERSHIP BETWEEN BSN AND ORIENTAL INTEREST BHD (OIB) ON BSN'S YOUTH HOUSING SCHEME

BSN and OIB signed a memorandum of understanding (MoU) on affordable property ownership for first time home buyers. Through this partnership, BSN offers the Youth Housing Scheme (YHS) in aiding young married couples aged 25 to 40 years old with a household income not exceeding RM10,000 to own their first home.

The MoU was held in conjunction with the launch of Seroja Hills Condominium Phase 2 in Bandar Baru Salak Tinggi, Sepang built by OIB.

16-22 NOVEMBER • NOVEMBER

Kompleks Sukan LADA, Pulau Langkawi • LADA Sports Complex, Langkawi

PESTA SUKAN KEMENTERIAN KEWANGAN 2016

BSN telah dinobatkan sebagai Naib Juara dalam penyertaan Pesta Sukan Kementerian Kewangan atau lebih dikenali sebagai PSKK untuk kali ke-42 tahun ini. Pesta ini merupakan sukan tahunan yang dilaksanakan dibawah Kementerian Kewangan sejak tahun 1974 dan disertai lebih dari 2,000 atlit mewakili 13 agensi di bawah Kementerian Kewangan.

Selama tujuh hari, pesta sukan ini telah menyaksikan pelbagai acara sukan termasuk badminton, bola jaring, bola sepak, boling 10-pin, catur, futsal, golf, karom, tarik tali dan ping pong. Upacara pembukaan telah dirasmikan oleh Menteri Kewangan II, Datuk Johari Abdul Ghani. Antara agensi yang mengambil bahagian adalah Bank Negara Malaysia, Lembaga Hasil Dalam Negeri, Lembaga Pembangunan Langkawi dan Jabatan Kastam.

PESTA SUKAN KEMENTERIAN KEWANGAN 2016

BSN was announced as the runner up at the 42nd Pesta Sukan Kementerian Kewangan or better known as PSKK. The festival is an annual event implemented under the banner of the Ministry of Finance since 1974 and had attracted participation from more than 2,000 athletes representing 13 agencies under the Ministry of Finance.

Spanning seven days, the festival featured a bevy of games such as badminton, netball, football, 10-pin bowling, chess, futsal, golf, carom, tug and table tennis. The opening ceremony was officiated by the Finance Minister II, Datuk Johari Abdul Ghani. Agency contingents that took part included Bank Negara Malaysia, the Inland Revenue Board, Langkawi Development Authority and Customs Department.

22 NOVEMBER • NOVEMBER

Dewan Kompleks PKNS, Shah Alam • PKNS Complex Hall, Shah Alam

PELANCARAN AFC DI SELANGOR

BSN telah mengadakan majlis bersama lebih 50 pengedar-pengedar kereta di sekitar negeri Selangor atas tujuan mewujudkan hubungan yang lebih erat antara BSN dan pengedar kereta.

Bersempena dengan majlis tersebut BSN turut mengumumkan pembukaan Pusat Pembiayaan Automobil (AFC) BSN yang kedua bertempat di tingkat 3, Kompleks PKNS, Shah Alam, Selangor. Ianya merupakan langkah strategik untuk menawarkan penyelesaian sewa beli BSN MyAuto/i kepada lebih ramai rakyat Malaysia.

AFC BSN yang telah mula beroperasi sejak bulan Ogos 2016 akan menjadi pusat sehenti bagi semua operasi jualan, pembiayaan dan pengeluaran di negeri Selangor. Ianya bagi memastikan semua urus niaga pelanggan dan pengedar kereta dilaksanakan dengan lebih cepat dan berkesan setanding dengan kehendak pasaran dalam menawarkan pembiayaan sewa beli BSN MyAuto/i konvensional dan Perbankan Islam (HP-i).

AFC LAUNCH IN SELANGOR

BSN hosted over 50 car dealers in the state of Selangor to foster a closer relationship between BSN and car dealers.

In conjunction with the event, BSN also announced the opening of its second Automobile Financing Center (AFC) at the 3rd floor of Kompleks PKNS, Shah Alam, Selangor. This was a strategic move to offer BSN's MyAuto/i hire purchase solutions to more Malaysians.

AFC BSN, which has been in operation since August 2016, serves as one-stop center for all sales, financing and production operations in Selangor. It is to ensure that all customer and car dealer transactions are implemented more effectively in tandem with market expectations in offering the conventional BSN MyAuto/i and Islamic Banking (HP-i) hire purchase financing.

LAPORAN AKTIVITI
ACTIVITY REPORT

17 DISEMBER • DECEMBER

Shah Alam

UPACARA PECAH TANAH IBU PEJABAT BSN SELANGOR

Upacara pecah tanah untuk tapak pembinaan ibu pejabat BSN Selangor telah diadakan di Seksyen 14, Shah Alam. Projek pembangunan ini bakal dimajukan oleh Jakel Properties Sdn Bhd.

Projek ini menyediakan 23 unit ruang kerja di bawah satu blok Menara 20 tingkat yang moden dan dilengkapi dengan kemudahan seperti ruang perbankan, surau, dewan dan lain-lain lagi dan bakal siap sepenuhnya pada Ogos 2018.

BSN berharap dengan adanya lokasi baharu bagi Cawangan Utama BSN Selangor, ianya dapat memberikan keselesaan terutama para pelanggan yang ingin berurusan. Ianya turut memberi suasana yang lebih kondusif dan memudahkan pemantauan operasi agar lebih kos efektif serta menjimatkan masa.

GROUND BREAKING CEREMONY OF BSN'S SELANGOR HEADQUARTERS

The ground breaking ceremony for the BSN Selangor headquarters was held in Section 14, Shah Alam. This will be developed by Jakel Properties Sdn Bhd.

The project provides 23 units of work space in a 20-storey tower and is equipped with facilities such as banking hall, surau, hall and others. It will be fully completed by August 2018.

BSN hopes that this new location for BSN's Selangor Headquarters will provide greater comfort especially for customers who wish to conduct banking transactions. It provides a more conducive environment and ease of monitoring operations towards greater cost-effectiveness and time-saving.

PROGRAM KARNIVAL SEKOLAH BSN

Program Karnival Sekolah BSN (BSC) 2016 terus menjadi acara bersepadu yang melibatkan murid-murid, para guru dan Persatuan Ibu Bapa dan Guru (PIBG) di sekolah-sekolah yang terpilih. Karnival ini merupakan program yang menekankan hubungan kemasyarakatan menerusi pendidikan. Aktiviti dijalankan dari bulan April hingga November dengan penyertaan dan kerjasama daripada 52 buah sekolah di seluruh negara. Antara aktiviti sepanjang karnival ini termasuklah pertandingan bakat dan pertandingan mewarna yang dibuka kepada para pelajar dari sekolah-sekolah berdekatan.

Menerusi program ini, sekolah-sekolah yang terlibat berpeluang meningkatkan dana menerusi pelbagai aktiviti seperti jualan amal dan sewaan gerai. Sekolah-sekolah yang terpilih diberikan dana oleh BSN bagi membantu membiayai acara tersebut.

BSN SCHOOL CARNIVAL PROGRAMME

BSN School Carnival Programme (BSC) 2016 continued to be a well-organised and integrated affair that involved students, teachers and the Parent Teacher Association (PIBG) of the schools. The school carnival is a programme which emphasised on community engagement through education. The activities were carried out from April to November with a total of 52 schools participating and cooperating in making the programme a success. The activities during the carnival includes talent competition and coloring contest opened to students from the nearby schools.

Through this programme, schools were able to have an opportunity to raise funds via various activities such as charity sales and rental of booths. These selected schools received sponsorship from BSN to help kick-start and manage the school carnival.

SOROTAN MEDIA
MEDIA HIGHLIGHTS

BSN bukan saingi bank komersial

BSN sasar 72,000 pemegang kad kredit

BSN Kedah/Perlis sponsors three schools to help raise funds

BSN Malaysia causes a stir this Chinese New Year

Swipe happy with BSN

BSN Dekati Orang Ramai, Agih 65,000 Bubur Lambuk Serentak Di Seluruh Negara

BSN rewards Find Your Happy campaign winners RM1 million worth of great prizes

Bank Simpanan on course to having RM13b in retail deposits by year-end

BSN Agen Terbaru Kutipan Cukai Tanah

BSN sasar SSP 2016 capai RM3b

Inculcating the habit of saving money among pupils

BSN puts a unique twist to its latest ad

BSN beri ganjaran kepada EB

BSN terima anugerah kempen Kucing Happy

Lorem ipsum dolor sit amet, consect
etur adipiscing elit. Sed cursus ante
consectetur tempus. Nulla
venenatis varius
vel. Nu

BSN agresif tingkat jenama

BSN suntik tajaan RM1.3j untuk LTdL

TIMBALAN CEO BSN, Frederick Siew menyerahkan tajaan Le Tour de Langkawi (LTdL) 2016 serta tajaan Ketua Eksekutif (CEO) LTdL, Emir Abdul Jalal (dua kiri) di Hotel Maya, hari ini. - Foto Saifullizan Tamadi

Bank fulfils savers' dreams to be millionaires

Bank Simpanan Nasional Corporate Support deputy chief executive Ahmad Latfan Mohd Amran (centre) and Retail and Business Community senior vice-president and head Datuk Meana Hamzah at the launch of BSN SSP 7 Millionaires, Berjaya Times Square.

BSN succeeding in breaking perceptions

The bank, associated with rural Malays, has won over Chinese support and has now rebranded to attract the urban population.

KUALA LUMPUR: Bank Simpanan Nasional's (BSN) RM130 million rebranding exercise is proving to be a success.

It not only has a refreshed brand identity and logo, it also has a new corporate colour – teal – to represent trustworthiness and reliability.

Along with accord

"We wa compat support

"Within events industr

Pelajar Kelantan menabung RM30j

SGSP: Lebih Sejuta Pelajar Menabung Pada 2016 - BSN

Lebih 50 sekolah sertai Karnival Sekolah BSN 2016 seluruh negara

28th July, 2016

WP LABUAN: Bank Simpanan Nasional (BSN) kelmarin menganjurkan program BSN School Carnival 2016 di SJK Chi Wen WP LABUAN.

Ia merupakan inisiatif BSN dalam membantu sekolah yang terpilih di setiap negeri bagi meningkatkan dana sekolah melalui jualan amal dan aktiviti yang dijalankan.

BSN Sumbang 17 Van Jenazah

Jakel Properties bina bangunan Ibu Pejabat BSN Selangor

Cabaran 'kurus' 90 hari kakitangan BSN

Keluarga Miskin Gembira Dapat Bantuan Dari BSN

BSN Salur Dana Keperluan Wad Pediatrik Empat Hospital

BSN Kelantan lantik 507 ejen penerima zakat

KOTA BHARU: Bank Simpanan Nasional (BSN) Kelantan menggerakkan 507 ejennya di seluruh negeri untuk membantu umat Islam membayar pelbagai zakat sebelum disalurkan kepada Majlis Agama Islam dan Adat Istiadat Melayu Kelantan (MAIK).

Pengarah Perniagaan BSN negeri, Komarudin Mustapha, berkata 507 ejen berkenaan dilantik BSN yang turut berfungsi sebagai pihak yang boleh menerima bayaran pelbagai Bil, utiliti termasuk bil air, elektrik dan telefon.

BSN helping four schools to raise funds

Kassim (fifth left), accompanied by Hamdan (sixth right), Ulah (third left), and outstanding headmaster Kelvin Minin (sixth left) after cutting the cake during the BSN School Carnival 2016 ceremony at SRK St Agnes in Likas yesterday.

BSN looks to extend Youth Housing Scheme

Posted on 16 November 2016 – 03:57am

Eve Yong

sunbiz@thesundaily.com

KUALA LUMPUR: Bank Simpanan Nasional (BSN) is looking to extend the government's Youth Housing Scheme (YHS) which offers 100% financing for first time homebuyers, after less than a tenth of the funds allocated have been taken up, more than 18 months into the scheme.

BSN to grow active debit card users to 6 million

– May 27, 2016, Friday

KUALA LUMPUR: Bank Simpanan Nasional (BSN) aims to increase the number of its active debit card users to 6.0 million by year-end from 5.0 million currently, on the back of higher customer spending pattern.

Vice President/Head of Card Business Department, Mohd Sofian Arrouzin said the target was in line with the bank's effort to change customers' behaviour towards a cashless society.

BSN catat simpanan baharu RM1 juta pada KLIBF

KUALA LUMPUR 13 Mei – Bank Simpanan Nasional (BSN) mencatatkan simpanan baharu Sijil Simpanan Premium (SSP) berjumlah RM1 juta daripada Pesta Buku Antarabangsa Kuala Lumpur (KLIBF) 2016 yang berlangsung pada 29 April hingga 9 Mei lalu.

Naib Presiden Kanan dan Ketua Komunikasi Strategik BSN, Puspa Marina Omar berkata, BSN juga berpeluang berkongsi maklumat terhadap rangkaian produk semasanya termasuk kad kredit, pinjaman dan produk pada jarak selain membantu orang ramai membuka akaun baharu seperti BSN Smart Junior.

PENYATA TADBIR URUS KORPORAT
STATEMENT ON CORPORATE GOVERNANCE

Lembaga Pengarah Bank Simpanan Nasional komited untuk menegakkan prinsip-prinsip urus tadbir korporat dan memegang kepada Garis Panduan Bank Negara Malaysia mengenai Piawaian Urus Tadbir Korporat Pengarah untuk Institusi-institusi Kewangan Pembangunan (IKP) (BNM/RH/GL 005-4).

A) LEMBAGA PENGARAH

Lembaga ini kini dianggotai tujuh Pengarah susulan daripada tamat tempoh pelantikan Dato' Ghazali Awang dan Datuk Azizan Abdul Rahman, pada bulan Februari dan Mac 2016 masing-masing, yang mana enam adalah pengarah bukan eksekutif. Pengarah Eksekutif ialah Ketua Eksekutif BSN. Kesemua pengarah mempunyai kemahiran dan pengalaman dalam bidang masing-masing dan telah menyumbang secara signifikan kepada kemajuan dan perkembangan BSN. Profil setiap pengarah dimuatkan dalam laporan ini.

Perlantikan kesemua pengarah adalah selaras dengan peruntukan dalam BNM/RH/GL 005-4.

Lembaga mesti bermesyuarat sekurang-kurangnya sekali sebulan untuk mengkaji hal-hal kewangan, strategi serta dasar dan juga memantau prestasi bank. Mesyuarat khas juga telah diadakan untuk menimbang hal-hal perniagaan dan lain-lain urusan yang penting bila perlu. Untuk tahun kewangan berakhir 31 Disember 2016, Lembaga telah bermesyuarat 15 kali. Kehadiran pengarah-pengarah adalah seperti berikut.

The Board of Directors of Bank Simpanan Nasional is committed to upholding the principles of Corporate Governance and subscribes to Bank Negara Malaysia's Guidelines on Corporate Governance Standards on Directorships for Development Financial institutions (BNM/RH/GL 005-4).

A) BOARD OF DIRECTORS

The Board of Bank Simpanan Nasional (BSN) currently has seven directors following the expiry of the terms of appointment for Dato' Ghazali Awang and Datuk Azizan Abdul Rahman in February and March 2016 respectively, out of which six are non-Executive Directors. The Executive Director is the Chief Executive of BSN. All directors possess the necessary skills and experience in their respective fields of expertise and have contributed significantly to the progress and development of BSN. The profile of each of the directors is briefly described in this report.

The appointment of the Directors is in accordance with the requirements set out under BNM/RH/GL 005-4.

The Board of Directors meet at least once a month to consider financial matters, strategy and policies as well as monitor the overall performance of the Bank. Special Board meetings were also convened to consider urgent business as and when required. During the financial year ended 31 December 2016, the Board met 15 times. The attendance of the Directors is as follows:

Bil/No	Pengarah/Director	Kehadiran Mesyuarat/ Meeting Attendance
1.	**Tan Sri Abu Bakar Hj Abdullah** *(Pengerusi/Chairman)* *Bukan Eksekutif Bukan Bebas/Non Executive Non Independent*	15/15
2.	**Datuk Ahmad Badri Mohd Zahir** *(Timbalan Pengerusi/Deputy Chairman)* *Bukan Eksekutif Bukan Bebas/Non Executive Non Independent*	13/15
3.	**Datuk Adinan Maning** *Eksekutif Bukan Bebas/Executive Non Independent*	14/15
4.	**Dato' Ghazali Awang** *Bukan Eksekutif Bebas/Non Executive Independent*	1/1*
5.	**Encik Alex Foong Soo Hah** *Bukan Eksekutif Bebas/Non Executive Independent*	15/15
6.	**Encik Md Tajuddin Md Isa** *Bukan Eksekutif Bebas/Non Executive Independent*	15/15
7.	**Datuk Azizan Abdul Rahman** *Bukan Eksekutif Bebas/Non Executive Independent*	2/2*
8.	**Tuan Hj Kamari Zaman Juhari** *Bukan Eksekutif Bebas/Non Executive Independent*	15/15
9.	**Encik Ramesh Pillai** *Bukan Eksekutif Bebas/Non Executive Independent*	15/15

* *Merujuk kepada bilangan mesyuarat yang dihadiri sehingga tempoh lantikan tamat.*

* *Refers to the number of meetings attended until the appointment ended.*

B) JAWATANKUASA-JAWATANKUASA

Terdapat empat jawatankuasa yang membantu Lembaga Pengarah menjalankan tugas dan tanggungjawab – Audit dan Pemeriksaan, Pengurusan Risiko, Pencalonan dan Saraan.

JAWATANKUASA AUDIT DAN PEMERIKSAAN

1. MATLAMAT

Matlamat utama Jawatankuasa Audit dan Pemeriksaan (JAP) ialah untuk mengkaji kedudukan kewangan bank, kawalan dalaman, prestasi dan pendapat para pengaudit dan kemudian menyarankan secara berkala tindakan pemulihan.

2. TUGAS DAN TANGGUNGJAWAB

Tugas dan tanggungjawab JAP adalah seperti berikut:

- Memastikan akaun disiapkan secara tepat dan mengikut jadual, dengan kajian semula yang kerap untuk menentukan adanya peruntukan secukupnya bagi menghadapi kemungkinan di luar jangkaan serta hutang lapuk dan hutang ragu. Semakan semula juga dijalankan terhadap kunci kira-kira dan akaun untung-rugi sebelum dibentangkan kepada Lembaga serta memastikan laporan tahunan diterbitkan mengikut jadual;
- Menjalankan kaji semula terperinci untuk memastikan kesemua keperluan perundangan, peraturan dan garis panduan dipatuhi;
- Mengkaji semula kawalan dalaman, termasuk skop program audit dalaman serta penemuan audit dalaman dan mengesyorkan tindakan yang harus diambil oleh pihak pengurusan. Laporan-laporan dari audit dalaman dan JAP tidak boleh terlebih dulu mendapat kelulusan Ketua Eksekutif atau mana-mana Pengarah Eksekutif. JAP juga perlu menilai prestasi dan memutuskan pakej imbuhan untuk audit dalaman;
- Mengkaji semula dan menilai kecukupan dan keberkesanan sistem kawalan dalaman berhubung aktiviti antara bank dan pengurusan kecairan bank keseluruhannya;
- Jawatankuasa ini juga perlu menilai prestasi Ketua Juruaudit Dalam dan memberi maklumbalas dan cadangan mengenai pakej imbuhan untuk kakitangan berkenaan;
- Mengkaji semula dengan Juruaudit Luar bidang pelan audit mereka, sistem kawalan akaun dalaman, laporan-laporan audit, bantuan dari pengurusan dan kakitangan kepada ahli-ahli audit serta penemuan audit dan tindakan yang perlu diambil;
- Mengkaji semula penyata kewangan di hujung tahun kewangan sebelum ianya dibentangkan kepada Lembaga Pengarah untuk kelulusan, dengan tumpuan kepada:
    - andaian perniagaan berterusan;
    - pematuhan kepada piawaian akaun dan keperluan undang-undang;
    - perubahan dalam dasar dan amalan akaun;
    - isu-isu penting dan perkara-perkara berbangkit yang mungkin terhasil dari proses audit;

B) COMMITTEES

There are four Board Committees established to assist the Board in discharging its duties and responsibilities namely the Audit and Examination Committee, Risk Management Committee, Nomination Committee and Remuneration Committee.

AUDIT AND EXAMINATION COMMITTEE

1. OBJECTIVE

The primary objective of the Audit and Examination Committee (AEC) is to review the financial condition of the bank, its internal controls, performance and findings of the internal auditors, and to recommend appropriate remedial action regularly.

2. FUNCTIONS AND RESPONSIBILITIES

The functions and responsibilities of the AEC are as follows:

- Ensure the accounts are prepared in a timely and accurate manner with frequent reviews of the adequacy of provisions against contingencies, and bad and doubtful debts. Review the balance sheet and profit and loss account for submission to the full board of directors and ensure the prompt publication of annual accounts;
- Carry out a detailed review to ensure compliance to all legal requirements encompassing statutes, guidelines, regulations etc;
- Review internal controls including the scope of the internal audit programme, the internal audit findings, and recommend action to be taken by management. The reports of internal auditors and AEC should not be subject to the clearance of the Chief Executive or Executive Director. The AEC should also evaluate the performance and decide on the remuneration package of the internal auditors;
- Review and evaluate the adequacy and effectiveness of the internal control systems in relation to interbank activities and management of the overall liquidity of the Bank;
- The AEC should evaluate the performance of the Chief Internal Auditor (CIA) and provide feedback on the remuneration package of the CIA;
- Review with the External Auditors, the scope of their audit plan, the system of internal accounting controls, the audit reports, the assistance given by management and its staff to the auditors and any findings and actions to be taken;
- Review the year-end financial statement before it is tabled to the Board for approval, focusing on the following:
    - continuous business assumptions;
    - compliance to accounting standard and legal requirements;
    - changes in policy and accounting practices;
    - important issues and extraordinary matters which arise from the audit process;

PENYATA TADBIR URUS KORPORAT
STATEMENT ON CORPORATE GOVERNANCE

- Membincangkan apa-apa isu dan keraguan yang dibangkitkan oleh Juruaudit luar melalui audit awal dan akhir dan apa-apa jua hal yang mungkin dikemukakan oleh Juruaudit luar tanpa pembabitan pihak pengurusan;
- Mengkaji semula kandungan surat kepada pengurusan dari Juruaudit luar serta jawapan dari pengurusan;
- Mengkaji semula apa-apa transaksi dan situasi percanggahan kepentingan yang mungkin timbul dalam bank atau dalam kumpulan syarikat, termasuk apa-apa transaksi, prosedur atau tingkah laku yang boleh mempersoalkan integriti pihak pengurusan;

3. KEKERAPAN BERMESYUARAT

Jawatankuasa ini mesti bermesyuarat sekurang-kurangnya sekali dalam tiga bulan. Dalam tahun 2016 JAP telah bermesyuarat sebanyak 16 kali. Kehadiran ahli-ahli adalah seperti berikut:

- Discuss any issues and reservations raised by the external auditor from the interim and final audits, as well as any matter which the external auditors may wish to discuss (in the absence of the management or when necessary);
- Review the contents of the management letter issued by the external auditors as well as management's responses thereto;
- Review any related party transactions and conflict of interest situation that may arise in the Bank or within the group including any transaction, procedure or conduct that raises questions of the management's integrity.

3. FREQUENCY OF MEETINGS

The AEC meets at least once in three months. During the financial year ended 31 December 2016, the AEC met 16 times. The attendance recorded for the members of the AEC is as follows:

Bil/No	Pengarah/Director	Kehadiran Mesyuarat/ Meeting Attendance
1.	**Datuk Azizan Abdul Rahman**	2/2*
2.	**Encik Ramesh Pillai**	15/16
3.	**Encik Alex Foong Soo Hah**	16/16
4.	**Tuan Hj Kamari Zaman Juhari**	16/16

* *Merujuk kepada bilangan mesyuarat yang dihadiri sehingga tempoh lantikan tamat.*

* *Refers to the number of meetings attended until the appointment ended.*

JAWATANKUASA LEMBAGA PENGURUSAN RISIKO

1. MATLAMAT

Matlamat utama Jawatankuasa Lembaga Pengurusan Risiko (JLPR) ialah untuk menyelia aktiviti pengurusan kanan dalam mengurus bahagian risiko utama bank dan memastikan bahawa proses pengurusan risiko tersiap sedia dan berfungsi dengan berkesan.

2. TUGAS DAN TANGGUNGJAWAB

Tugas dan tanggungjawab JLPR adalah seperti berikut:

- Merangka strategi untuk keseluruhan risiko berkaitan aktiviti BSN.
- Mengesyorkan dasar pengurusan risiko yang sesuai, prosedur dan proses untuk bidang risiko utama seperti risiko-risiko pasaran, kredit, taja jamin, pelaburan dan operasi;
- Mengkaji semula kecukupan dasar pengurusan risiko, sistem-sistem dan tahap di mana kaedah-kaedah ini beroperasi secara berkesan;
- Mempromosi pendekatan bersepadu untuk menilai dan memantau risiko berselang-kait;
- Memastikan infrastruktur, sumber dan sistem tersedia untuk mengenal pasti, mengukur, memantau dan mengawal risiko;

BOARD RISK MANAGEMENT COMMITTEE

1. OBJECTIVE

The primary objective of the Board Risk Management Committee (BRMC) is to oversee the senior management's activities in managing the key risk areas of the Bank and to ensure that the risk management process is in place and functioning effectively.

2. FUNCTIONS AND RESPONSIBILITIES

The functions and responsibilities of the BRMC are as follows:

- Formulating strategies to manage the overall risks associated with BSN's activities;
- Recommending appropriate risk management policies, procedures and processes in key risk areas such as market risk, credit risk, underwriting risk, investment risk and operational risk;
- Reviewing the adequacy of risk management policies, systems and the extent to which these are operating effectively;
- Promoting an integrated approach to evaluate and monitor interrelated risk;
- Ensuring that the infrastructure, resources and systems are in place to identify, measure, monitor and control risks;

- Mengkaji semula maklumat berkala dari pengurusan mengenai pendedahan risiko dan aktiviti pengurusan risiko;
- Merangka pelan perniagaan berterusan.

3. KEKERAPAN BERMESYUARAT

Jawatankuasa ini bermesyuarat sekurang-kurangya sekali dalam tiga bulan. Pada tahun berakhir 31 Disember 2016, JLPR telah bermesyuarat sebanyak 14 kali. Kehadiran ahli-ahli adalah seperti berikut:

- Reviewing management's periodic information on risk exposures and risk management activities; and
- Formulating business continuity plans.

3. FREQUENCY OF MEETINGS

The BRMC meets at least once in three months. During the financial year ended 31 December 2016, the BRMC met 14 times. The attendance recorded for the members of the BRMC is as follows:

Bil/No	Pengarah/Director	Kehadiran Mesyuarat/ Meeting Attendance
1.	**Encik Ramesh Pillai**	14/14
2.	**Encik Alex Foong Soo Hah**	14/14
3.	**Encik Md Tajuddin Md Isa**	14/14
4.	**Dato' Ghazali Awang**	2/2*
5.	**Datuk Azizan Abdul Rahman**	4/4*

* *Merujuk kepada bilangan mesyuarat yang dihadiri sehingga tempoh lantikan tamat.*

* *Refers to the number of meetings attended until the appointment ended.*

JAWATANKUASA PENCALONAN

1. MATLAMAT

Matlamat utama Jawatankuasa Pencalonan (JP) ialah untuk merangka prosedur bertulis, formal dan tulus berkaitan perlantikan ahli Lembaga, Ketua Eksekutif dan eksekutif-eksekutif kanan utama dan menilai keberkesanan setiap pengarah. Lembaga pada keseluruhannya dan jawatankuasa-jawatankuasa serta Ketua Eksekutif dan eksekutif kanan utama.

2. TUGAS DAN TANGGUNGJAWAB

Tugas dan tanggungjawab JP adalah seperti berikut:

- Menetapkan keperluan minima untuk Lembaga dan Ketua Eksekutif menjalankan tugas secara berkesan. Ia juga bertanggungjawab menyelia komposisi Lembaga dari segi jumlah sepatutnya dan kemahiran, keseimbangan antara pengarah eksekutif, bukan eksekutif dan bebas, serta keseimbangan antara kemahiran dan kecekapan utama melalui kajian semula tahunan.
- Mengesyorkan dan menilai pencalonan untuk menjadi ahli Lembaga, mereka yang menganggotai pelbagai jawatankuasa Lembaga serta pencalonan sebagai Ketua Eksekutif. Tugas ini termasuklah menilai prestasi pengarah dan Ketua Eksekutif jika disyorkan untuk perlantikan semula sebelum permohonan untuk kelulusan diserahkan kepada BNM.
- Menetapkan mekanisme untuk penilaian formal dan juga menilai keberkesanan Lembaga, sumbangan pelbagai jawatankuasa Lembaga dan prestasi Ketua Eksekutif.

NOMINATION COMMITTEE

1. OBJECTIVE

The primary objective of the Nomination Committee (NC) is to establish a documented, formal and transparent procedure for the appointment of Directors, Chief Executive and key senior officers, and to assess the effectiveness of individual Directors, the Board as a whole and the various committees of the Board, the Chief Executive and key senior officers.

2. FUNCTIONS AND RESPONSIBILITIES

The functions and responsibilities of the NC are as follows:

- Establishing minimum requirements for the Board and the Chief Executive to perform their responsibilities effectively. It is also responsible for overseeing the overall composition of the Board in terms of the appropriate size and skills, the balance between Executive Directors, Non-Executive and Independent Directors, and mix of skills and other core competencies required, through annual reviews.
- Recommending and assessing the nominees for directorship, the directors to fill Board committees, as well as nominees for the Chief Executive position. This includes assessing directors and the Chief Executive proposed for reappointment, before an application for verification is submitted to Bank Negara Malaysia.
- Establishing a mechanism for formal assessment and assessing the effectiveness of the board as a whole, the contribution by each director to the effectiveness of the Board, the contribution of the board's various committees and the performance of the Chief Executive.

PENYATA TADBIR URUS KORPORAT
STATEMENT ON CORPORATE GOVERNANCE

- Menyarankan kepada Lembaga mengenai penyingkiran pengarah/Ketua Eksekutif sekiranya tidak berkesan, melakukan kesalahan atau cuai sewaktu menjalankan tanggungjawab.
- Memastikan semua pengarah menghadiri program induksi bersesuaian dan menerima latihan berterusan.
- Menyelia perlantikan, pelan pengambilalihan jawatan pengurusan dan prestasi eksekutif kanan dan mengesyorkan kepada Lembaga mengenai penyingkiran mana-mana eksekutif kanan yang tidak berkesan, melakukan kesalahan atau cuai dalam menjalankan tugas.

3. KEKERAPAN BERMESYUARAT

Jawatankuasa ini mesti bermesyuarat sekurang-kurangnya sekali setahun. Untuk 2016 JP telah bermesyuarat sebanyak 8 kali. Kehadiran ahli adalah seperti berikut:

- Recommending to the Board on removal of a Director/Chief Executive if he is ineffective, errant or negligent in discharging his responsibilities.
- Ensuring that all directors undergo appropriate induction programmes and receive continuous training; and
- Overseeing appointment, management succession planning and performance evaluation of key senior officers, and recommending to the board the removal of key senior officers if they are ineffective, errant or negligent in discharging their responsibilities.

3. FREQUENCY OF MEETINGS

The NC meets at least once a year. During the financial year ended 31 December 2016, the NC met 8 times. The attendance recorded for the members of the NC is as follows:

Bil/No	Pengarah/Director	Kehadiran Mesyuarat/ Meeting Attendance
1.	**Tan Sri Abu Bakar Hj Abdullah**	8/8
2.	**Datuk Adinan Maning**	8/8
3.	**Tuan Hj Md Tajuddin Md Isa**	8/8
4.	**Tuan Hj Kamari Zaman Juhari**	8/8

JAWATANKUASA SARAAN

1. MATLAMAT

Matlamat utama Jawatankuasa Saraan (JS) ialah untuk menyediakan prosedur formal dan telus untuk membangunkan dasar imbuhan untuk pengarah, Ketua Eksekutif dan eksekutif kanan dan memastikan imbuhan berkenaan berdaya saing dan konsisten dengan budaya, matlamat dan strategi BSN.

2. TUGAS DAN TANGGUNGJAWAB

Tugas dan tanggungjawab JS adalah seperti berikut:

(i) Mengesyorkan rangka imbuhan untuk pengarah, Ketua Eksekutif dan eksekutif kanan. Dasar ini patut:

- didokumenkan dan diluluskan oleh Lembaga penuh. Apa-apa perubahan juga perlu mendapat kelulusan Lembaga;
- menggambarkan pengalaman dan tahap tanggungjawab yang dipikul pengarah individu, Ketua Eksekutif dan Eksekutif kanan utama;
- lumayan untuk menarik minat dan mengekalkan pengarah, Ketua Eksekutif dan eksekutif kanan yang diperlukan untuk mengurus BSN dengan berkesan;
- wujud keseimbangan untuk memastikan dana BSN tidak digunakan untuk menampung pakej imbuhan berlebihan.

REMUNERATION COMMITTEE

1. OBJECTIVE

The primary objective of the Remuneration Committee (RC) is to provide a formal and transparent procedure for developing a remuneration policy for Directors, Chief Executive and key senior officers and ensuring that compensation is competitive and consistent with the BSN's culture, objectives and strategy.

2. FUNCTIONS AND RESPONSIBILITIES

The functions and responsibilities of the RC are as follows:

(i) Recommending a framework of remuneration for Directors, Chief Executive and key senior officers. The remuneration policy should:

- be documented and approved by the full board and any changes thereto should be subject to the endorsement of the full board;
- reflect the experience and level of responsibility borne by individual Directors, the Chief Executive and key senior officers;
- be sufficient to attract and retain Directors, Chief Executive and key senior officers of caliber needed to manage BSN successfully; and
- be balanced against the need to ensure that the funds of BSN are not used to subsidise excessive remuneration packages.

(ii) Mengesyorkan pakej imbuhan tertentu untuk pengarah, Ketua Eksekutif dan eksekutif kanan. Pakej berkenaan patut:

- Berasaskan pertimbangan objektif dan diluluskan oleh Lembaga penuh;
- Memberi pertimbangan sewajarnya kepada penilaian Jawatankuasa Pencalonan mengenai keberkesanan dan sumbangan pengarah, Ketua Eksekutif dan eksekutif kanan utama;
- Tidak ditentukan oleh budi bicara mana-mana individu atau kumpulan individu tertentu;
- Berdaya saing dan konsisten dengan budaya, matlamat dan strategi BSN.

3. KEKERAPAN BERMESYUARAT

Jawatankuasa ini mesti bermesyuarat sekurang-kurangnya setahun sekali. Untuk 2016 JS telah bermesyuarat sebanyak 4 kali. Kehadiran ahli-ahli adalah seperti berikut:

(ii) Recommending specific remuneration packages for Directors, Chief Executive and key senior officers. The remuneration packages should:

- be based on an objective consideration and approved by the full board;
- take due consideration of assessments of the nominating committee of the effectiveness and contribution of the Director, Chief Executive or key senior officers concerned;
- not be decided by the exercise of sole discretion of any one individual or restricted group of individuals; and
- be competitive and is consistent with the BSN's culture, objective and strategy.

3. FREQUENCY OF MEETINGS

The RC meets at least once a year. During the financial year ended 31 December 2016, the RC met 4 times. The attendance recorded for the members of the RC is as follows:

Bil/No	Pengarah/Director	Kehadiran Mesyuarat/ Meeting Attendance
1.	**Tuan Hj Md Tajuddin Md Isa**	4/4
2.	**Encik Alex Foong Soo Hah**	3/4
3.	**Tuan Hj Kamari Zaman Juhari**	4/4
4.	**Encik Ramesh Pillai**	4/4

PENYATA PENGURUSAN RISIKO
STATEMENT ON RISK MANAGEMENT

Selaras dengan prinsip dan peraturan tadbir urus risiko, pihak Bank mempunyai Jawatankuasa Lembaga Pengurusan Risiko (JLPR) yang memberi sokongan kepada Lembaga Pengarah bagi menyelia dan mengawasi pengurusan risiko Bank. JLPR menjalankan fungsi sokongan pengawasan dalam memastikan objektif korporat Bank disokong oleh strategi dan rangka kerja pengurusan risiko yang kukuh dan berkesan yang sesuai dengan sifat, skala dan kerumitan aktiviti Bank.

Rangka kerja pengurusan risiko Bank telah direka untuk menyediakan persekitaran pengurusan risiko yang terkawal dan kukuh. Rangka kerja ini menggariskan pendekatan Bank dalam mengenal pasti, menilai, memantau dan menangani risiko-risiko yang berkaitan dalam bidang risiko kredit, risiko operasi, risiko pasaran dan risiko ketidakpatuhan Shariah.

Di peringkat pengurusan, Jawatankuasa Pengurusan Risiko (MRC) dan Jawatankuasa Aset dan Liabiliti (ALCO) bertanggungjawab dalam memastikan bahawa pengurusan seharian dan kegiatan Bank adalah selaras dengan strategi risiko, polisi risiko dan selera risiko yang telah ditetapkan. MRC bertanggungjawab dalam menyelia pembangunan dasar polisi-polisi berkaitan pengurusan risiko berkaitan bagi mengurus sesuatu aktiviti perniagaan Bank dan kecukupan sistem dan proses yang menyokong fungsi pengurusan risiko. ALCO pula bertanggungjawab untuk menyelia kecukupan dan pendedahan risiko aset dan liabiliti komposisi Bank, serta keperluan pembiayaan dan kecairan.

In line with the regulatory principles and guidelines on risk governance, the Bank has the Board Risk Management Committee (BRMC) at the board committee level providing oversight support on behalf of the Board of Directors on the supervision of risk management of the Bank in ensuring that the Bank's corporate objectives are supported by sound risk management strategies and framework that are appropriate to the nature, scale and complexity of its activities.

The Bank's framework for risk management has been designed to provide a sound and well-controlled risk management environment within the Bank. The framework sets out the Bank's approach in identifying, assessing, monitoring and reporting of all relevant and material risks in the areas of credit risk, operational risk, market risk and Shariah non-compliance risk.

At the management level, the Management Risk Committee (MRC) and Assets & Liabilities Committee (ALCO) are responsible in ensuring that the day-to-day management of the Bank's activities is consistent with its risk strategies, risk policies and risk appetite. MRC is responsible in overseeing the development of relevant risk policies that are essential in managing the business activities of the Bank and the adequacy of system and processes supporting the risk management function. On the other hand, ALCO is responsible to oversee the adequacy and the risk exposures of the Bank's assets and liabilities composition, as well of its funding and liquidity needs.

STRUKTUR TADBIR URUS RISIKO/RISK GOVERNANCE STRUCTURE

FALSAFAH PENGURUSAN RISIKO

Berasaskan penakrifan risiko sebagai "halangan dan ketidaktentuan yang dihadapi dalam usaha mencapai sesuatu objektif (sasaran)", falsafah pengurusan risiko ke atas aktiviti perniagaan BSN adalah bersandar pada dua pendekatan utama:

1. Pemilikan Kolektif – pengurusan risiko adalah tanggungjawab semua peringkat Bank.
2. Tanggungjawab Bersama – semua jabatan dan fungsi Bank adalah bertanggungjawab dalam menguruskan semua bentuk risiko.

Bersandarkan falsafah di atas, pihak Bank turut mengamalkan konsep "tiga peringkat pertahanan", di mana risiko yang ada adalah diuruskan oleh semua fungsi berdasarkan peranan masing-masing.

RISK MANAGEMENT PHILOSOPHY

Defined as "hurdles and uncertainties faced towards the achievements of objectives", risks associated with BSN's business are managed through the following two key philosophical approaches, namely:

1. Collective Ownership – i.e., management of risks of the Bank is a collective ownership across the Bank's strata.
2. Collective Responsibility – i.e., all departments and functions of the Bank are responsible to manage the associated risks across the spectrum.

Based on this basic philosophy, the Bank adopts the concept of three lines of defence, where risks are collectively managed by all departments and functions based on their respective roles.

Tumpuan Masa Nyata **Real Time Focus**	Pertahanan Peringkat Pertama **First Line of Defence**	• Menerapkan rangka kerja pengurusan risiko/polisi & amalan pengurusan risiko yang mantap ke dalam prosedur operasi standard. • Embedding risk management framework/policies & sound risk management practices into standard operating procedures. • Bertanggungjawab untuk memantau & menilai risiko & kawalan. • Responsible & accountable for monitoring & assessing risks & controls. • Memastikan kakitangan mempunyai kemahiran dan latihan yang sesuai. • Ensuring staff have appropriate skills and training.	Unit-unit Perniagaan/ Sokongan **Business Units/ Support Units**
Tumpuan Masa Nyata & Kajian **Real Time & Review Focus**	Pertahanan Peringkat Kedua **Second Line of Defence**	• Membangunkan rangka kerja pengurusan risiko, polisi, sistem, dan proses. • Develop risk management framework, policies, system, processes and tools. • Menyokong unit-unit peringkat pertahanan pertama dalam menerapkan budaya pengurusan risiko dalam Bank. • Support 1st line of defence units in embedding risk management culture in the Bank. • Proaktif & reaktif kepada perubahan dalam persekitaran risiko. • Proactive & reactive to changes in risk environment.	Pengurusan Risiko/Pematuhan **Risk Management/ Compliance**
Tumpuan Kajian **Review Focus**	Pertahanan Peringkat Ketiga **Third Line of Defence**	• Mengkaji semula keberkesanan amalan pengurusan risiko. • Review effectiveness of the risk management practices. • Mengesahkan tahap pematuhan. • Confirm level of compliance. • Mengesyorkan penambahbaikan dan tindakan pembetulan, jika perlu. • Recommend improvements and corrective actions, where necessary.	Audit Dalaman **Internal Audit**

PROSES PENGURUSAN RISIKO/RISK MANAGEMENT PROCESS

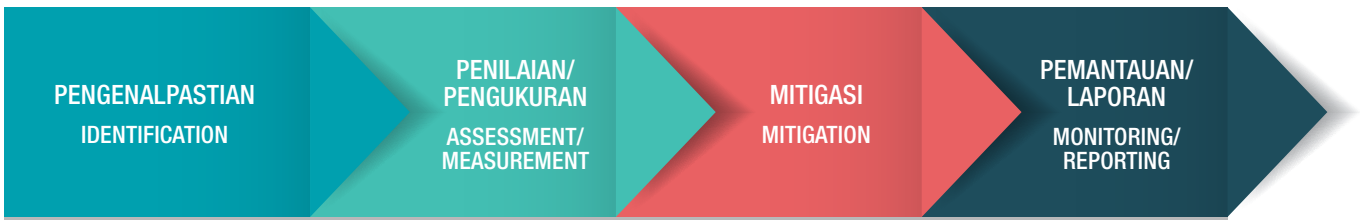

PENYATA PENGURUSAN RISIKO
STATEMENT ON RISK MANAGEMENT

Proses pengurusan risiko dalam Bank melibatkan proses-proses pengenalpastian, penilaian/pengukuran, mitigasi, pemantauan dan laporan bagi mengoptimumkan pulangan ke atas pembiayaan dan aktiviti pengambilan risiko. Proses-proses ini diamalkan dalam menguruskan risiko kredit, risiko pasaran, risiko operasi dan risiko ketidakpatuhan Shariah disemua fungsi dan jabatan Bank melalui pembentukan polisi risiko, garis panduan, prosedur dan had yang sesuai.

Pengurusan risiko adalah tertumpu kepada bidang-bidang risiko berikut:

The risk management process within the Bank involves the identification, assessment/measurement, mitigation, monitoring and reporting in optimising returns on financing and risk-taking activities. These processes are practiced in managing credit, market, operational and Shariah non-compliance risks across various departments and functions of the Bank via appropriate risk policies, guidelines, procedures and limits.

Risk management concentrates on the following key areas:

1. RISIKO KREDIT

Risiko kredit ditakrifkan sebagai kehilangan potensi pendapatan yang timbul daripada kegagalan para pelanggan atau rakan niaga (daripada aktiviti pinjaman dan pelaburan) dalam memenuhi tanggungjawab mereka seperti yang dijadualkan. Bank adalah terdedah kepada risiko kredit yang datang daripada aktiviti pinjaman/pembiayaan kepada pelanggan runcit, mikro, perusahaan kecil dan sederhana. Pelaburan dalam ekuiti, bon dan sekuriti pasaran yang lain juga akan mendedahkan Bank kepada risiko kredit. Berpandukan kepada selera risiko perniagaan di seluruh Bank, fungsi pengurusan risiko kredit adalah untuk mengurus pendedahan risiko kredit ke tahap yang boleh diterima berbanding modal, dan bagi memastikan pulangan terlaras risiko dimaksimumkan mengikut operasi dan selera risiko Bank.

2. RISIKO PASARAN DAN KECAIRAN

Risiko pasaran ditakrifkan sebagai potensi kerugian kepada Bank yang timbul daripada perubahan dalam faktor risiko pasaran iaitu harga ekuiti, kadar faedah/keuntungan, sebaran kredit dan kadar pertukaran matawang. Risiko ini mempunyai kesan langsung ke atas pendapatan, serta nilai ekonomi Bank. Risiko kecairan pula ditakrifkan sebagai potensi kerugian kepada Bank yang timbul daripada ketidakupayaan untuk menjana dana yang mencukupi bagi memenuhi komitmen dan obligasi kewangan dengan cara yang tepat pada masanya dan kos efektif. Punca biasa risiko ini adalah disebabkan oleh ketidaksesuaian dalam masa dan nilai aliran masuk dan aliran keluar tunai yang timbul daripada Bank dan pendedahan kepada kunci kira-kira.

1. CREDIT RISK

Credit Risk is defined as the potential loss of income arising from failure of customers or counterparties (from loan and investment activities) to fulfil their obligations as scheduled. The Bank's exposure to credit risk is primarily from its lending/financing activities to retail customers, micro, small and medium-sized enterprises. Investment in equities, bonds, and other marketable securities will also expose the Bank to credit risk. Guided by the Bank-wide business risk appetite, credit risk management function is to manage credit risk exposures to an acceptable level vis-à-vis the Bank's capital, and to ensure maximum risk-adjusted returns while operating within the Bank's risk appetite.

2. MARKET AND LIQUIDITY RISK

Market Risk is defined as the potential loss to the Bank arising from the adverse movement in market risk factors namely equity prices, interest/profit rates, credit spreads and currency exchange rates. This risk has a direct impact on the earnings, as well as the economic value of the Bank. Liquidity Risk is defined as the potential loss to the Bank arising from the inability to generate sufficient fund to meet the financial commitments and obligations in a timely and cost-effective manner. The common source of the risk is attributed to the mismatch in timing and value of inflow and outflow of cash arising from the Bank's on and off-balance sheet exposures

3. RISIKO OPERASI

Risiko operasi ditakrifkan sebagai risiko kerugian yang timbul daripada kegagalan atau proses dalaman yang tidak mencukupi, faktor manusia dan sistem atau peristiwa-peristiwa luaran. Risiko ini diuruskan melalui proses pengurusan risiko operasi yang telah ditetapkan, pemantauan dan laporan mengenai pematuhan unit-unit perniagaan mengikut polisi yang telah dibuat, prosedur dan had oleh unit kawalan dan sokongan bebas, dan pengawasan yang diberikan oleh pihak pengurusan dan Lembaga Pengarah. Kesedaran dalam Pengurusan Kesinambungan Perniagaan (PKP) adalah sebahagian daripada pembangunan budaya Bank untuk menjadikan setiap kakitangan menyedari peranan dan tanggungjawab mereka berkenaan dengan BCM sebagai ketersediaan yang berterusan terhadap perkhidmatan kritikal dan penting oleh pihak Bank. Ianya merupakan kunci dalam memastikan keyakinan pelanggan, pematuhan peraturan dan melindungi reputasi Bank. Kesedaran yang berterusan tentang BCM diberikan semasa latihan dan Program Pemulihan Bencana/Pelan Kesinambungan Perniagaan bagi menubuhkan anggota pasukan BCM dan operasi perniagaan yang kompeten, berpengetahuan, bermotivasi dan berkebolehan dalam informasi teknologi. Ini akan membantu untuk memastikan tindak balas yang berkesan dalam persediaan kesinambungan perniagaan, kesediaan dan daya tahan sekiranya berlaku sesuatu gangguan terhadap perniagaan.

4. RISIKO KETIDAKPATUHAN SYARIAH

Risiko Ketidakpatuhan Syariah ditakrifkan sebagai risiko yang terhasil daripada kegagalan Bank untuk mematuhi peraturan-peraturan dan prinsip-prinsip Syariah yang telah ditentukan oleh Jawatankuasa Majlis Syariah. Polisi Tadbir Urus Syariah BSN (BSNSGP) untuk Skim Perbankan Islam diasaskan selaras dengan Rangka Kerja Tadbir Urus Syariah bagi Institusi Kewangan Islam (SGFIFI) yang dikeluarkan oleh Bank Negara Malaysia (BNM). Objektif utama BSNSGP ini adalah untuk menggariskan peranan Lembaga Pengarah, Jawatankuasa Syariah, Jawatankuasa Lembaga Audit dan Pemeriksaan, Jawatankuasa Lembaga Pengurusan Risiko dan Pengurusan Bank berhubung dengan perkara-perkara Syariah, termasuk meningkatkan kapasiti dan kebolehan jabatan-jabatan dan fungsi-fungsi yang berkaitan yang mempunyai tanggungjawab untuk melaksanakan pematuhan dan fungsi penyelidikan Syariah yang bertujuan untuk mencapai persekitaran operasi yang berasaskan Syariah.

BSNSGP telah direka bagi memenuhi objektif-objektif berikut:

a) Untuk menyatakan struktur tadbir urus, proses dan pengaturan Syariah untuk Bank, bagi memastikan semua operasi dan aktiviti perniagaan Bank adalah mengikut Syariah;

b) Menyediakan panduan komprehensif kepada Lembaga Pengarah, Jawatankuasa Lembaga Audit dan Pemeriksaan, Jawatankuasa Lembaga Pengurusan Risiko, Jawatankuasa dan Pengurusan Syariah dalam melaksanakan tugas dan dalam hal-hal yang berkaitan dengan Syariah; dan

c) Untuk menggariskan fungsi yang berkaitan dengan Kajian Syariah, Audit Syariah, Pengurusan Risiko Syariah, Penyelidikan Syariah dan Sekretariat.

3. OPERATIONAL RISK

Operational Risk is defined as the risk of loss resulting from inadequate or failed internal processes, people and systems or from external events. This risk is managed through established operational risk management processes, proper monitoring and reporting of the business units' adherence to established risk policies, procedures and limits by independent control and support units, and oversight provided by the management and the Board. Business Continuity Management (BCM) awareness is part of the Bank's culture building to make every staff aware of his/her role and responsibility with respect to BCM as continuous availability of the Bank's critical and essential services, which is key in ensuring customer confidence, regulatory compliance and protect Bank's reputation. Continuous BCM awareness was provided during training and every Disaster Recovery Programme/Business Continuity Plan exercises in order to establish competent, knowledgeable, motivated and technologically-enabled BCM team and business operations personnel. This will help to ensure an effective response in business continuity preparedness, readiness and resilience in the event of a major business disruption.

4. SHARIAH NON-COMPLIANCE RISK

Shariah Non-Compliance Risk is defined as risk resulting from the failure of any parts of the Bank to comply with the Shariah rules and principles determined by the relevant Shariah regulatory councils or committees. BSN Shariah Governance Policy (BSNSGP) for Islamic Banking Scheme is established in line with Shariah Governance Framework for Islamic Financial Institutions (SGFIFI) issued by Bank Negara Malaysia (BNM). The primary objective of these BSNSGP is to outline the role of the Board of Directors, the Shariah Committee, the Audit and Examination Board Committee, the Board Risk Management Committee, and the Management in relation to Shariah matters, including enhancing the capacity and capability of departments and functions having the responsibility to execute the Shariah compliance and research functions aimed at the attainment of a Shariah-based operating environment.

The BSNSGP is designed to meet the following objectives:

a) To set out the Bank's Shariah governance structures, processes and arrangements to ensure that all its operations and business activities are in accordance with Shariah;

b) To provide a comprehensive guidance to the Board of Directors, Audit and Examination Board Committee, Board Risk Management Committee, Shariah Committee and Management of the Bank in discharging its duties in matters relating to Shariah; and

c) To outline the functions relating to Shariah Review, Shariah Audit, Shariah Risk Management, Shariah Research and Secretariat.

KENYATAAN AUDIT DALAMAN
INTERNAL AUDIT STATEMENT

Jabatan Audit Dalaman (IAD) melapor secara bebas kepada Jawatankuasa Audit & Pemeriksaan (AEC) dan ia adalah bebas daripada aktiviti dan operasi perniagaan serta unit sokongan yang lain. Audit Dalaman secara berkala akan menilai kecukupan, kecekapan dan keberkesanan proses pengurusan risiko, kawalan dan proses tadbir urus yang dilaksanakan oleh pihak Pengurusan BSN.

Skop audit IAD merangkumi semua unit perniagaan dan sokongan termasuk anak-anak syarikat. Pengenalpastian unit-unit untuk diaudit secara keseluruhannya adalah berdasarkan kepada rangka kerja Audit Dalaman berasaskan faktor risiko yang diluluskan oleh AEC. Pelan audit tahunan dirangka berdasarkan penilaian risiko, pendedahan dan strategi BSN. Bahagian-bahagian yang dinilai sebagai berisiko tinggi adalah tertakluk kepada audit tahunan, manakala bahagian-bahagian yang dinilai sebagai berisiko sederhana tinggi, sederhana atau rendah adalah tertakluk kepada audit "cycle" yang diluluskan.

Penilaian risiko yang telah dikaji akan dikecualikan ke atas unit-unit audit yang harus dibuat di atas ketetapan "Regulator" ataupun terhadap unit-unit audit yang melibatkan insiden-insiden salah laku atau "fraud" sepanjang tempoh jadual pengauditan. Walaupun berasaskan penilaian risiko, pelan audit juga mengambil kira bahagian yang akan diaudit secara tahunan kerana keperluan aturan undang-undang dan kriteria-kriteria lain seperti kejadian fraud terkini, perkadaran audit yang menurun sebelumnya serta faktor-faktor lain yang berkaitan. IAD juga menjalankan siasatan kes penipuan oleh kakitangan, pelanggan atau pihak ketiga dan mencadangkan penambahbaikan yang sesuai untuk mengelakkan kejadian yang sama berulang dan tindakan terhadap pihak yang bertanggungjawab.

IAD mempunyai akses tanpa had kepada pihak AEC dan maklumat yang diperlukan dalam menjalankan kerja pengauditan, yang mana asasnya termasuk mengenalpasti risiko yang boleh memberi impak negatif kepada prestasi BSN dan/atau menghalang BSN daripada mencapai matlamat korporat. Pihak AEC juga akan memastikan pihak pengurusan memahami risiko dan proaktif dalam pengawasan ke atas resolusi dan mitigasi mengikut keperluan.

Laporan Audit menyediakan skop audit yang dilaksanakan, peniliaian ke atas sistem kawalan dalaman berserta dengan pemerhatian audit yang terperinci, tindakan mitigasi oleh pihak pengurusan, ulasan dan cadangan IAD untuk penambahbaikan. AEC menyemak dan membincangkan pengecualian atau ketidakpatuhan yang diutarakan dan memastikan bahawa sekiranya perlu dan berkaitan, pihak AEC mengarahkan pihak Pengurusan untuk memberikan perhatian kepada isu-isu berkaitan dan mengambil langkah-langkah yang wajar untuk memperkuatkan sistem kawalan dalaman berdasarkan kepada cadangan-cadangan audit.

AEC BSN terdiri daripada empat Pengarah Bebas Bukan Eksekutif. Ia adalah satu Jawatankuasa yang berwakilkan Lembaga Pengarah yang menyediakan pengawasan ke atas laporan kewangan, pendedahan, pematuhan peraturan undang-undang, pengurusan risiko, amalan tadbir urus dan pemantauan proses kawalan dalaman dalam BSN. AEC BSN memanfaatkan kerja-kerja Jabatan Audit Dalaman dan Laporan Audit yang dibentangkan kepada AEC. Semua penemuan-penemuan ketara dan penting oleh juruaudit dalaman, juruaudit luar dan pengawal seliaan akan dilaporkan kepada AEC untuk semakan dan perbincangan. Dalam hal ini, AEC memastikan pelan mitigasi dilaksanakan oleh pihak pengurusan kanan untuk melindungi kepentingan BSN dan untuk penjagaan urus tadbir yang sesuai. Pengurusan unit perniagaan dan sokongan yang diklasifikasikan 'Tidak Memuaskan' oleh audit dalaman akan diberi nasihat yang sewajarnya oleh AEC.

The Internal Audit Department (IAD) reports independently to the Audit & Examination Committee (AEC) and is independent of the activities and operations of the business and other support units. Internal Audit regularly evaluates the adequacy, efficiency and effectiveness of risk management, control and governance processes implemented by the Management of BSN.

IAD scope of coverage encompasses all business and support units, including subsidiaries. The identification of the auditable units and the audit universe are based on a risk based internal audit framework that is approved by AEC. The annual audit plan is developed based on assessment of risks, exposures and strategies of BSN. Areas that are assessed to be high risk are subject to an annual audit, while those that are assessed to be medium high, medium or low risk are subject to a cyclical audit.

Notwithstanding the risk assessment, the annual audit plan will include areas that will be audited annually due to regulatory requirements, and other established criteria such as recent incidence of fraud, previous adverse audit rating or other pertinent considerable factors. IAD also undertakes investigations into alleged frauds by staff, customers or third parties, and recommends appropriate improvements to prevent recurrence and actions against responsible parties.

IAD has unrestricted access to AEC and information required in the course of its work, which fundamentally involves identifying risks that could negatively impact the performance of the Group and/or keep it from achieving its corporate goals. The AEC ensures that management fully understands the risks and proactively provide the required oversight for resolution and mitigation, where necessary.

The Audit Report provides the scope of audit work performed, a general evaluation of the system of internal control together with detailed audit observations, management mitigation actions, comments and IAD recommendations for improvement. AEC reviews and deliberates exceptions or non-compliances raised and ensures that where required and applicable, the AEC directs Management to take cognizance of the issues and establish necessary steps to strengthen the system of internal controls based on audit recommendations.

BSN AEC comprises four Independent Non-Executive Directors. It is a Board-delegated committee that provides oversight on financial reporting, disclosure, regulatory compliance, risk management, governance practices and monitoring of internal control processes in BSN. BSN AEC leverages on the work of the Internal Audit Department and the Audit Report that is presented to AEC. All significant and material findings by the internal auditors, external auditors and regulators are reported to AEC for review and deliberation. In this regard, AEC ensures that mitigation plans are implemented by senior management to safeguard the interests of BSN and to upkeep proper governance. Management of business and support units that are rated 'Unsatisfactory' by internal audit are counselled by the AEC.

LAPORAN JAWATANKUASA SYARIAH
SHARIAH COMMITTEE REPORT

1. JAWATANKUASA SYARIAH ("JKS")

Sebagai sebuah Institusi Kewangan Islam (IKI), satu rangka kerja tadbir urus Syariah telah diwujudkan sebagai ciri khas dalam struktur organisasi Bank, yang merangkumi penubuhan JKS ini selari dengan keperluan Bahagian IV Penggal 2 Seksyen 30 (1) Akta Perkhidmatan Kewangan Islam 2013 dan Rangka Kerja Tadbir Urus Syariah bagi Institusi Kewangan Islam ("SGF") yang dikeluarkan oleh BNM yang berkuat kuasa pada 1 Januari 2011. JKS ini berperanan untuk menasihatkan Lembaga Pengarah dan pihak Pengurusan dalam memastikan operasi Bank selari dengan peraturan dan prinsip Syariah.

Dari segi fungsinya, JKS ini bertanggungjawab secara langsung kepada Lembaga Pengarah Bank. Untuk memastikan pematuhan Syariah dan pelaksanaan keputusan JKS dan Majlis Penasihat badan kawal selia seperti BNM, Bank menjalankan fungsi Semakan dan Pematuhan, Khidmat Perundingan dan Penyelidikan serta fungsi Audit Syariah untuk menyokong pelaksanaan prinsip Syariah di seluruh organisasi.

2. KOMPOSISI JAWATANKUASA SYARIAH

Keanggotaan JKS adalah terdiri daripada golongan cendekiawan yang mempunyai kelayakan dan pengetahuan yang diperlukan, kepakaran dan pengalaman dalam bidang Syariah terutamanya perundangan Islam (usul al-fiqh) dan undang-undang transaksi Islam (fiqh al-mu'amalat). Di Bank Simpanan Nasional, JKS terdiri daripada lima (5) orang ahli daripada pelbagai latar belakang dari segi kelayakan, pengalaman dan pengetahuan.

3. MESYUARAT JAWATANKUASA SYARIAH

Dalam tahun kewangan berakhir 31 Disember 2016, sepuluh (10) mesyuarat JKS telah diadakan sepanjang dua belas (12) bulan seperti yang berikut:

1. SHARIAH COMMITTEE ("SC")

As an Islamic Financial Institution (IFI), a Shariah governance framework has been put in place as a distinct feature in the organisational structure of the Bank, which includes establishment of the SC in line with the requirement of Part IV Division 2 Section 30 (1) of the Islamic Financial Services Act 2013 ("IFSA 2013") and the Shariah Governance Framework for Islamic Financial Institutions ("SGF") issued by BNM which took effect on 1 January 2011. The SC serves to advise the Board and Management in ensuring that the Bank's operations are in line with Shariah rules and principles.

Functionally, the SC reports to the Board of Directors of the Bank. In ensuring Shariah compliance and implementing decisions of SC and Shariah Advisory Council of the regulators, Bank Negara Malaysia, the Bank performs Shariah Review and Compliance, Advisory and Research as well as Shariah Audit functions to support the implementation of Shariah throughout the organisation.

2. COMPOSITION OF SHARIAH COMMITTEE

Members of the SC are scholars who have the qualification and necessary knowledge, expertise and experience in the areas of Shariah especially Islamic jurisprudence (usul al-fiqh) and Islamic commercial laws (fiqh al-mu'amalat). In Bank Simpanan Nasional, the SC consists of five (5) members of diverse backgrounds in terms of qualification, experience and knowledge.

3. SHARIAH COMMITTEE MEETING

For the financial year ended 31 December 2016, ten (10) SC meetings were held during the twelve (12) months period, as follows:

Mesyuarat/Meeting	Tarikh/Date	Peratus Kehadiran Ahli/Percentage of Member's Attendance
1/2016	21 Januari/January	100%
Special 1/2016	12 Februari/February	80%
Special 2/2016	25 Februari/February	100%
2/2016	17 Mac/March	100%
3/2016	6 Mei/May	80%
4/2016	23 Jun/June	80%
5/2016	20 Julai/July	100%
6/2016	18 Ogos/August	100%
7/2016	29 September/September	100%
8/2016	23 November/November	100%

4. KEHADIRAN JAWATANKUASA SYARIAH

Butir-butir kehadiran ahli JKS adalah seperti yang berikut:

4. ATTENDANCE OF SHARIAH COMMITTEE

The details of SC members attendance are as follows:

Bil/No	Ahli Jawatankuasa Syariah/Shariah Committee Members	Kehadiran/Attendance
1.	**Dr Mohd Fuad Md Sawari**	10/10
2.	**Dr Ahmad Zaki Salleh**	10/10
3.	**Tuan Hj. Md. Tajuddin Md. Isa**	8/10
4.	**Dr Fauziah Mohd Noor**	9/10
5.	**Dr. Zainudin Ismail**[*1]	5/5
6.	**Dr. Muhammad Zaharuddin Zakaria**[*2]	5/5

*1 *Tempoh lantikan tamat pada 31 Mei 2016 / Term of appoinment ended on 31 May 2016*
*2 *Dilantik pada 1 Jun 2016 / Appointed on 1 June 2016*

LAPORAN JAWATANKUASA SYARIAH
SHARIAH COMMITTEE REPORT

LAPORAN JAWATANKUASA SYARIAH

Dengan nama Allah yang Maha Pemurah lagi Maha Penyayang

Dalam melaksanakan peranan dan tanggungjawab sebagai Jawatankuasa Syariah sepertimana digariskan di dalam Rangka Kerja Urus Tadbir Syariah bagi Institusi Kewangan Islam yang dikeluarkan oleh Bank Negara Malaysia dan juga sebagai mematuhi surat perlantikan, kami dengan ini mengemukakan laporan kami bagi penyata kewangan berakhir 31 Disember 2016.

Kami telah membuat semakan ke atas prinsip dan kontrak berkaitan transaksi-transaksi dan pemakaian produk-produk Syariah yang diperkenalkan oleh Bank Simpanan Nasional dalam tempoh berakhir 31 Disember 2016. Kami juga telah membuat penilaian bagi merumus pendapat sama ada Bank Simpanan Nasional telah mematuhi prinsip dan peraturan Syariah yang dikeluarkan oleh Majlis Penasihat Syariah Bank Negara Malaysia dan juga keputusan Syariah yang dibuat oleh pihak kami.

Pengurusan Bank Simpanan Nasional bertanggungjawab memastikan Bank menjalankan urusniaga berkaitan produk-produk patuh Syariah selaras dengan prinsip dan peraturan Syariah. Adalah tanggungjawab kami untuk merumus pendapat secara bebas, berdasarkan semakan kami ke atas operasi produk-produk patuh Syariah Bank Simpanan Nasional, dan untuk mengemukakan laporan ini.

Pendapat kami dirumus berdasarkan kepada maklumat yang dibentangkan kepada Jawatankuasa termasuk penilaian berdasarkan ujian ke atas setiap jenis transaksi, dokumen-dokumen yang berkaitan dan prosedur-prosedur yang digunapakai oleh Bank Simpanan Nasional tidak melanggar prinsip dan peraturan Syariah.

Sepanjang tahun kewangan, terdapat kejadian ketidakpatuhan Syariah telah dikesan melalui penilaian berterusan yang dilakukan ke atas proses operasi Bank. Tindakan pembetulan sewajarnya telah diambil ke atas kejadian ketidakpatuhan Syariah tersebut sebagaimana yang telah diluluskan oleh Jawatankuasa Syariah dan Lembaga Pengarah.

Bersandarkan kepada perkara di atas, kecuali bagi ketidakpatuhan Syariah yang dinyatakan di atas, kami berpendapat bahawa:

1. kontrak, transaksi dan urusniaga yang digunakan oleh Bank Simpanan Nasional pada tahun berakhir 31 Disember 2016 yang telah kami semak, mematuhi prinsip dan peraturan Syariah; dan
2. pengagihan keuntungan dan caj kerugian berkenaan akaun pelaburan mematuhi asas-asas yang telah diluluskan oleh kami berdasarkan prinsip dan peraturan Syariah; dan
3. segala pendapatan daripada sumber-sumber yang tidak dibenarkan oleh prinsip dan peraturan Syariah telah disalurkan bagi tujuan kebajikan; dan
4. pengiraan zakat mematuhi prinsip dan peraturan Syariah.

Kami, ahli-ahli Jawatankuasa Syariah Bank Simpanan Nasional, dengan ini mengesahkan, setakat kemampuan terbaik kami, bahawa operasi produk-produk patuh Syariah Bank Simpanan Nasional untuk tahun berakhir 31 Disember 2016 telah dijalankan mengikut prinsip dan peraturan Syariah.

Bagi pihak Jawatankuasa Syariah:

DR. AHMAD ZAKI SALLEH
Pengerusi Jawatankuasa Syariah

DR. MOHD FUAD MD SAWARI
Ahli Jawatankuasa Syariah

Kuala Lumpur, Malaysia
26 Mei 2017

SHARIAH COMMITTEE'S REPORT

In the name of Allah, the Most Beneficient, the Most Merciful

In carrying out the roles and the responsibilities of the Bank's Shariah Committee as prescribed in the Shariah Governance Framework for Islamic Financial Institutions issued by Bank Negara Malaysia and incompliance with our letter of appointment, we hereby submit our report for the financial year ended 31 December 2016.

We have reviewed the principles and contracts relating to the transactions and applications of Shariah compliant products introduced by Bank Simpanan Nasional during the period ended 31 December 2016. We have also conducted our review to form an opinion as to whether the Bank Simpanan Nasional has complied with Shariah principles and rulings issued by the Shariah Advisory Council of Bank Negara Malaysia as well as Shariah decisions made by us.

Bank Simpanan Nasional's management is responsible for ensuring that the Bank conducts its business in relation to all its Shariah compliant products in accordance with Shariah principles. It is our responsibility to form an independent opinion, based on our review of the operations of the Shariah compliant products of Bank Simpanan Nasional, and to report to you.

We formed our opinion based on the information presented to the Committee which included examining, on a test basis of each type of transaction, the relevant documentation and procedures adopted by Bank Simpanan Nasional has not violated the Shariah rules and principles.

During the financial year, there was Shariah non-compliant incidences detected from the ongoing reviews of the Banks's operational processes. Necessary actions were taken accordingly to rectify the Shariah non-compliant event as approved by the Shariah Committee and Board of Directors.

In reliance to the above, except for the Shariah non-compliant events mentioned above, we are of the opinion that:

1. the contracts, transactions and dealings entered into by Bank Simpanan Nasional during the year ended 31 December 2016 that we have reviewed are in compliance with the Shariah rules and principles; and
2. the allocation of profit and charging of losses relating to investment accounts conform to the basis that had been approved by us in accordance with the Shariah rules and principles; and
3. all earnings that have been realised from sources or by means prohibited by the Shariah rules and principles have been considered for disposal to charitable causes; and
4. the calculation of zakat is in compliance with the Shariah rules and principles.

We, the members of the Shariah Committee of Bank Simpanan Nasional, do hereby confirm that, in our level best, the operations of the Shariah compliant products of Bank Simpanan Nasional for the year ended 31 December 2016 have been conducted in conformity with the Shariah rules and principles.

On behalf of Shariah Committee:

DR. AHMAD ZAKI SALLEH
Chairman of the Shariah Committee

DR. MOHD FUAD MD SAWARI
Member of the Shariah Committee

Kuala Lumpur, Malaysia
26 May 2017

PENYATA KEWANGAN

88 Laporan Ketua Audit Negara

92 Penyata Pengerusi dan Seorang Ahli Lembaga Pengarah

93 Pengakuan Oleh Pegawai Utama Yang Bertanggungjawab ke Atas Pengurusan Kewangan Bank Simpanan Nasional

94 Laporan Pengarah Bagi Tahun Kewangan Berakhir 31 Disember 2016

97 Laporan Jawatankuasa Syariah

98 Penyata Kedudukan Kewangan

99 Penyata Untung Atau Rugi dan Pendapatan Komprehensif Lain

100 Penyata Perubahan Ekuiti Disatukan

102 Penyata Perubahan Ekuiti

104 Penyata Aliran Tunai

106 Nota Kepada Penyata Kewangan

LAPORAN KETUA AUDIT NEGARA
MENGENAI PENYATA KEWANGAN
BANK SIMPANAN NASIONAL
BAGI TAHUN BERAKHIR 31 DISEMBER 2016

Laporan Mengenai Penyata Kewangan

Pendapat

Penyata Kewangan Bank Simpanan Nasional dan Kumpulan telah diaudit oleh wakil saya yang merangkumi Penyata Kedudukan Kewangan pada 31 Disember 2016, Penyata Untung atau Rugi dan Pendapatan Komprehensif Lain, Penyata Perubahan Ekuiti Disatukan dan Penyata Aliran Tunai bagi tahun berakhir pada tarikh tersebut, ringkasan polisi perakaunan yang signifikan dan nota kepada penyata kewangan seperti dinyatakan pada muka surat 15 hingga 177.

Pada pendapat saya, penyata kewangan ini memberikan gambaran yang benar dan saksama mengenai kedudukan kewangan Bank Simpanan Nasional dan Kumpulan pada 31 Disember 2016 dan prestasi kewangan serta aliran tunai bagi tahun berakhir pada tarikh tersebut selaras dengan piawaian pelaporan kewangan yang diluluskan di Malaysia dan Akta Bank Simpanan Nasional 1974 (Akta 146).

Asas Kepada Pendapat

Saya telah melaksanakan pengauditan berdasarkan Akta Audit 1957 dan *The International Standards of Supreme Audit Institutions*. Tanggungjawab saya dihuraikan selanjutnya di perenggan Tanggungjawab Juruaudit Terhadap Pengauditan Penyata Kewangan dalam laporan ini. Saya percaya bahawa bukti audit yang diperoleh adalah mencukupi dan bersesuaian untuk dijadikan asas kepada pendapat saya.

Kebebasan dan Tanggungjawab Etika Lain

Saya adalah bebas daripada Bank Simpanan Nasional dan Kumpulan dan telah memenuhi tanggungjawab etika lain berdasarkan *The International Standards of Supreme Audit Institutions*.

Maklumat Lain Selain Daripada Penyata Kewangan dan Laporan Juruaudit Mengenainya

Lembaga Pengarah Bank Simpanan Nasional bertanggungjawab terhadap maklumat lain dalam Laporan Tahunan. Pendapat saya terhadap Penyata Kewangan Bank Simpanan Nasional dan Kumpulan tidak meliputi maklumat lain selain daripada Penyata Kewangan dan Laporan Juruaudit mengenainya dan saya tidak menyatakan sebarang bentuk kesimpulan jaminan mengenainya.

Tanggungjawab Lembaga Pengarah Terhadap Penyata Kewangan

Lembaga Pengarah bertanggungjawab terhadap penyediaan Penyata Kewangan Bank Simpanan Nasional dan Kumpulan yang memberi gambaran benar dan saksama selaras dengan piawaian pelaporan kewangan yang diluluskan di Malaysia dan Akta Bank Simpanan Nasional (Akta 146). Lembaga Pengarah juga bertanggungjawab terhadap penetapan kawalan dalaman yang perlu bagi membolehkan penyediaan Penyata Kewangan Bank Simpanan Nasional dan Kumpulan yang bebas daripada salah nyata yang ketara, sama ada disebabkan fraud atau kesilapan.

Semasa penyediaan Penyata Kewangan Bank Simpanan Nasional dan Kumpulan, Lembaga Pengarah bertanggungjawab untuk menilai keupayaan Bank Simpanan Nasional dan Kumpulan untuk beroperasi sebagai satu usaha berterusan, mendedahkannya jika berkaitan serta menggunakannya sebagai asas perakaunan.

Tanggungjawab Juruaudit Terhadap Pengauditan Penyata Kewangan

Objektif saya adalah untuk memperoleh keyakinan yang munasabah sama ada Penyata Kewangan Bank Simpanan Nasional dan Kumpulan secara keseluruhannya adalah bebas daripada salah nyata yang ketara, sama ada disebabkan fraud atau kesilapan, dan mengeluarkan Laporan Juruaudit yang merangkumi pendapat saya. Jaminan yang munasabah adalah satu tahap jaminan yang tinggi, tetapi bukan satu jaminan bahawa audit yang dijalankan mengikut *The International Standards of Supreme Audit Institutions* akan sentiasa mengesan salah nyata yang ketara apabila ia wujud. Salah nyata boleh wujud daripada fraud atau kesilapan dan dianggap ketara sama ada secara individu atau agregat sekiranya boleh dijangkakan dengan munasabah untuk mempengaruhi keputusan ekonomi yang dibuat oleh pengguna berdasarkan penyata kewangan ini.

Sebagai sebahagian daripada pengauditan mengikut *The International Standards of Supreme Audit Institutions*, saya menggunakan pertimbangan profesional dan mengekalkan keraguan profesional sepanjang pengauditan. Saya juga:

a. Mengenal pasti dan menilai risiko salah nyata ketara dalam Penyata Kewangan Bank Simpanan Nasional dan Kumpulan, sama ada disebabkan fraud atau kesilapan, merangka dan melaksanakan prosedur audit terhadap risiko berkenaan serta mendapatkan bukti audit yang mencukupi dan bersesuaian untuk memberikan asas kepada pendapat saya. Risiko untuk tidak mengesan salah nyata ketara akibat daripada fraud adalah lebih tinggi daripada kesilapan kerana fraud mungkin melibatkan pakatan, pemalsuan, ketinggalan yang disengajakan, gambaran yang salah, atau mengatasi kawalan dalaman.

b. Memahami kawalan dalaman yang relevan untuk merangka prosedur audit yang bersesuaian tetapi bukan untuk menyatakan pendapat mengenai keberkesanan kawalan dalaman Bank Simpanan Nasional dan Kumpulan.

c. Menilai kesesuaian dasar perakaunan yang diguna pakai dan kemunasabahan anggaran perakaunan dan pendedahan yang berkaitan oleh Lembaga Pengarah.

d. Membuat kesimpulan terhadap kesesuaian penggunaan asas perakaunan untuk usaha berterusan oleh Lembaga Pengarah dan berdasarkan bukti audit yang diperoleh, sama ada wujudnya ketidakpastian ketara yang berkaitan dengan peristiwa atau keadaan yang mungkin menimbulkan keraguan yang signifikan terhadap keupayaan Bank Simpanan Nasional atau Kumpulan sebagai satu usaha berterusan. Jika saya membuat kesimpulan bahawa ketidakpastian ketara wujud, saya perlu melaporkan dalam Laporan Juruaudit terhadap pendedahan yang berkaitan dalam Penyata Kewangan Bank Simpanan Nasional dan Kumpulan atau, jika pendedahan tersebut tidak mencukupi, pendapat saya akan diubah. Kesimpulan saya dibuat berdasarkan bukti audit yang diperoleh sehingga tarikh Laporan Juruaudit.

e. Menilai sama ada keseluruhan persembahan termasuk pendedahan Penyata Kewangan Bank Simpanan Nasional dan Kumpulan memberi gambaran yang saksama.

f. Mendapatkan bukti audit yang mencukupi dan bersesuaian berkaitan maklumat kewangan entiti dan aktiviti perniagaan dalam Kumpulan untuk memberikan pendapat terhadap Penyata Kewangan Kumpulan. Saya bertanggungjawab untuk hala tuju, pengawasan dan pelaksanaan pengauditan kumpulan. Saya hanya bertanggungjawab terhadap pendapat saya.

Saya telah berkomunikasi dengan Lembaga Pengarah, antaranya mengenai skop dan tempoh pengauditan yang dirancang serta penemuan audit yang signifikan termasuk kelemahan kawalan dalaman yang dikenal pasti semasa pengauditan.

Laporan Mengenai Keperluan Perundangan dan Peraturan Lain

Berdasarkan keperluan Akta Bank Simpanan Nasional 1974 (Akta 146), saya juga melaporkan perkara berikut:

a. Pada pendapat saya, rekod perakaunan dan rekod lain yang dikehendaki Akta untuk disimpan oleh Bank Simpanan Nasional dan subsidiarinya yang mana kami telah bertindak sebagai juruaudit telah disimpan dengan sempurna menurut peruntukan Akta.

b. Saya telah mempertimbangkan akaun dan Laporan Juruaudit bagi semua subsidiari yang tidak diaudit oleh saya seperti yang dinyatakan dalam Nota 9 kepada penyata kewangan yang telah dimasukkan dalam akaun disatukan.

c. Saya berpuas hati bahawa akaun subsidiari yang disatukan dengan Penyata Kewangan Bank Simpanan Nasional dalam bentuk dan kandungan yang sesuai dan teratur bagi tujuan penyediaan penyata kewangan Kumpulan dan saya juga telah menerima maklumat dan penjelasan yang memuaskan sebagaimana yang dikehendaki bagi tujuan tersebut.

d. Laporan Juruaudit ke atas akaun subsidiari tidak mengandungi sebarang teguran atau pemerhatian yang boleh menjejaskan penyata kewangan.

Hal-hal Lain

Laporan ini dibuat untuk Lembaga Pengarah dan bukan untuk tujuan lain. Saya tidak bertanggungjawab terhadap pihak lain bagi kandungan laporan ini.

(TAN SRI DR. MADINAH BINTI MOHAMAD)
KETUA AUDIT NEGARA
MALAYSIA

PUTRAJAYA
16 JUN 2017

PENYATA PENGERUSI DAN SEORANG AHLI LEMBAGA PENGARAH

Kami, **TAN SRI ABU BAKAR BIN HAJI ABDULLAH** dan **DATUK ADINAN BIN MANING** yang merupakan Pengerusi dan salah seorang Ahli Lembaga Pengarah Bank Simpanan Nasional, dengan ini menyatakan bahawa, pada pendapat Lembaga Pengarah, Penyata Kewangan yang mengandungi Penyata Kedudukan Kewangan, Penyata Untung atau Rugi dan Pendapatan Komprehensif Lain, Penyata Perubahan Ekuiti dan Penyata Aliran Tunai berserta dengan nota-nota kepada Penyata Kewangan di dalamnya, adalah disediakan untuk menunjukkan pandangan yang benar dan saksama berkenaan perubahan kedudukan kewangan Bank Simpanan Nasional dan Kumpulan serta hasil kendaliannya bagi tahun berakhir 31 Disember 2016.

Bagi pihak Lembaga,

TAN SRI ABU BAKAR BIN HAJI ABDULLAH
PENGERUSI

Kuala Lumpur
Tarikh: 24 Mei 2017

DATUK ADINAN BIN MANING
AHLI LEMBAGA PENGARAH

Kuala Lumpur
Tarikh: 24 Mei 2017

PENGAKUAN OLEH PEGAWAI UTAMA YANG BERTANGGUNGJAWAB KE ATAS PENGURUSAN KEWANGAN BANK SIMPANAN NASIONAL

Kami, **TAN SRI ABU BAKAR BIN HAJI ABDULLAH** dan **DATUK ADINAN BIN MANING** sebagai Pengerusi Lembaga Pengarah dan Ketua Eksekutif, masing-masing yang bertanggungjawab ke atas pengurusan kewangan dan rekod-rekod perakaunan Bank Simpanan Nasional, dengan ikhlasnya mengakui bahawa Penyata Kedudukan Kewangan, Penyata Untung atau Rugi dan Pendapatan Komprehensif Lain, Penyata Perubahan Ekuiti dan Penyata Aliran Tunai dalam kedudukan kewangan yang berikut ini berserta dengan nota-nota kepada Penyata Kewangan di dalamnya mengikut sebaik-baik pengetahuan dan kepercayaan kami, adalah betul dan kami membuat ikrar ini dengan sebenarnya mempercayai bahawa ia adalah benar dan atas kehendak-kehendak Akta Akuan Berkanun 1960.

Sebenar dan sesungguhnya diakui oleh)
penama di atas:)

TAN SRI ABU BAKAR BIN HAJI ABDULLAH)
(No. K/P: 550216-02-5191))

dan

DATUK ADINAN BIN MANING)
(No. K/P: 570710-10-5777))
di Kuala Lumpur Wilayah Persekutuan)
pada 24 Mei 2017)

Di hadapan saya,

BANK SIMPANAN NASIONAL
Ditubuhkan di bawah Akta Bank Simpanan Nasional 1974

LAPORAN PENGARAH
BAGI TAHUN KEWANGAN BERAKHIR PADA 31 DISEMBER 2016

Para Pengarah Bank Simpanan Nasional (Bank) dengan sukacitanya membentangkan laporan mereka berserta penyata kewangan Kumpulan dan Bank yang telah diaudit bagi tahun kewangan berakhir pada 31 Disember 2016.

AKTIVITI UTAMA

Aktiviti utama Bank adalah menjalankan fungsi sebagai sebuah bank simpanan iaitu menerima deposit dan memberi pinjaman, pendahuluan dan pembiayaan kepada pelanggan termasuk operasi perbankan Islam.

Aktiviti utama subsidiari dan syarikat bersekutu adalah seperti dinyatakan masing-masing dalam Nota 9 dan 10 kepada penyata kewangan.

Tiada perubahan penting dalam aktiviti-aktiviti utama ini sepanjang tahun kewangan.

KEPUTUSAN KEWANGAN

	KUMPULAN RM'000	BANK RM'000
Keuntungan sebelum belanja cukai dan zakat	181,709	109,495
Belanja cukai dan zakat	(70,117)	(52,318)
Keuntungan bersih pada tahun semasa	111,592	57,177
Keuntungan boleh diagihkan kepada:		
Pemilik Bank	75,795	57,177
Kepentingan bukan kawalan	35,797	-
Keuntungan bersih pada tahun semasa	111,592	57,177

Keputusan operasi Kumpulan dan Bank sepanjang tahun kewangan tidak rosotnilai dengan ketara oleh sebarang perkara, urusniaga atau peristiwa yang bersifat material dan luar biasa.

RIZAB, PERUNTUKAN DAN ELAUN

Tiada pindahan penting kepada atau daripada rizab atau peruntukan sepanjang tahun kewangan selain daripada yang telah dinyatakan dalam penyata kewangan.

DIVIDEN

Dividen tunai yang dibayar oleh Bank bagi tahun kewangan berakhir 31 Disember 2015 adalah RM30 juta. Para Pengarah tidak mencadangkan sebarang dividen bagi tahun yang disemak.

BANK SIMPANAN NASIONAL
Ditubuhkan di bawah Akta Bank Simpanan Nasional 1974

LAPORAN PENGARAH
BAGI TAHUN KEWANGAN BERAKHIR PADA 31 DISEMBER 2016 (Sambungan)

PARA PENGARAH BANK

Para Pengarah yang berkhidmat sejak tarikh laporan yang lepas ialah:

Tan Sri Abu Bakar Bin Haji Abdullah
Datuk Adinan Bin Maning
Alex Foong Soo Hah
Md Tajuddin Bin Md Isa
Haji Kamari Zaman Bin Juhari
Datuk Ahmad Badri Bin Mohd Zahir
Datuk Fazlur Rahman Ebrahim (dilantik pada 6 Februari 2017)
Dato' Ghazali Bin Awang (berkhidmat sehingga 11 Februari 2016)
Datuk Azizan Bin Abdul Rahman (berkhidmat sehingga 29 Februari 2016)
Ramesh Pillai (berkhidmat sehingga 20 April 2017)

Kesemua ahli Lembaga adalah Pengarah Bukan Eksekutif kecuali Datuk Adinan Bin Maning. Kesemua ahli Lembaga adalah dilantik oleh Kementerian Kewangan Malaysia.

MANFAAT PARA PENGARAH

Sejak akhir tahun kewangan terdahulu, tiada antara Pengarah Bank telah menerima atau layak menerima sebarang imbuhan (selain daripada imbuhan yang termasuk dalam amaun agregat emolumen yang telah diterima atau patut dan belum diterima oleh para Pengarah atau gaji tetap kakitangan sepenuh masa Bank seperti yang dinyatakan dalam Nota 28 dalam penyata kewangan) dibawah kontrak yang dibuat oleh Bank atau syarikat berkaitan dengan mana-mana Pengarah atau dengan firma di mana para Pengarah adalah ahlinya, atau dengan syarikat di mana para Pengarah mempunyai kepentingan kewangan yang nyata.

Sepanjang tempoh dan pada akhir tahun kewangan tiada sebarang perjanjian yang mengatakan Bank merupakan pihak yang mana Pengarahnya mungkin memperoleh manfaat menerusi pembelian saham atau debentur dalam Bank atau mana-mana badan korporat yang lain.

LAIN-LAIN MAKLUMAT BERKANUN

Sebelum penyata kedudukan kewangan dan penyata untung atau rugi dan pendapatan komprehensif lain Kumpulan dan Bank disediakan, para Pengarah telah mengambil langkah yang munasabah:

i) untuk memastikan bahawa tindakan yang sewajarnya telah diambil untuk menghapus kira hutang dan pembiayaan lapuk dan membuat peruntukan bagi hutang dan pembiayaan ragu dan mereka berpuas hati bahawa semua hutang dan pembiayaan lapuk yang diketahui telah dihapus kira dan peruntukan yang secukupnya telah dibuat untuk hutang dan pembiayaan ragu; dan

ii) untuk memastikan aset-aset semasa yang mana nilai bukunya, mungkin tidak dapat direalisasi dalam rekod perakaunan dalam urus niaga biasa perniagaan, telah diturun nilai kepada jumlah yang dijangka boleh direalisasi.

BANK SIMPANAN NASIONAL
Ditubuhkan di bawah Akta Bank Simpanan Nasional 1974

LAPORAN PENGARAH
BAGI TAHUN KEWANGAN BERAKHIR PADA 31 DISEMBER 2016 (Sambungan)

LAIN-LAIN MAKLUMAT BERKANUN (Sambungan)

Pada tarikh laporan ini, para Pengarah tidak menjangkakan sebarang keadaan yang boleh menyebabkan:

i) jumlah yang dihapus kira untuk hutang dan pembiayaan lapuk atau peruntukan bagi hutang dan pembiayaan ragu dalam penyata kewangan Kumpulan dan Bank adalah sangat tidak mencukupi; atau

ii) nilai aset-aset semasa dalam penyata kewangan Kumpulan dan Bank mengelirukan; atau

iii) tidak diambil kira di dalam laporan ini atau penyata kewangan yang boleh menyebabkan sebarang jumlah yang dinyatakan di dalam penyata kewangan Kumpulan dan Bank yang mengelirukan; atau

iv) yang telah timbul yang menyebabkan pematuhan kepada kaedah penilaian aset atau liabiliti Kumpulan dan Bank mengelirukan atau tidak bersesuaian.

Pada tarikh laporan ini, tidak wujud:

i) sebarang cagaran ke atas aset-aset Kumpulan dan Bank untuk menjamin liabiliti pihak lain selepas berakhirnya tahun kewangan; atau

ii) sebarang liabiliti luar jangka bagi Kumpulan dan Bank selepas berakhirnya tahun kewangan.

Tiada liabiliti luar jangka atau liabiliti lain daripada Kumpulan dan Bank yang boleh dikuatkuasakan atau mungkin boleh dikuatkuasakan dalam tempoh dua belas bulan selepas berakhirnya tahun kewangan yang pada pendapat para Pengarah, akan atau boleh menrosotnilaikan dengan ketara keupayaan Kumpulan dan Bank untuk memenuhi obligasi mereka apabila tiba masanya.

Pada pendapat para Pengarah, selain daripada yang didedahkan dalam penyata kewangan, prestasi kewangan Kumpulan dan Bank bagi tahun kewangan berakhir pada 31 Disember 2016 tidak terjejas secara ketara oleh sebarang perkara, urusniaga atau peristiwa penting dan luar biasa dan tiada sebarang perkara, urusniaga atau peristiwa penting dan luar biasa berlaku dalam tempoh antara akhir tahun kewangan dan tarikh laporan ini.

Ditandatangani bagi pihak Lembaga Pengarah mengikut resolusi para Pengarah,

TAN SRI ABU BAKAR BIN HAJI ABDULLAH
PENGERUSI

DATUK ADINAN BIN MANING
PENGARAH

Kuala Lumpur
Tarikh: 24 Mei 2017

LAPORAN JAWATANKUASA SYARIAH

Dengan nama Allah yang Maha Pemurah lagi Maha Penyayang

Dalam melaksanakan peranan dan tanggungjawab sebagai Jawatankuasa Syariah sepertimana digariskan di dalam Rangka Kerja Urus Tadbir Syariah bagi Institusi Kewangan Islam yang dikeluarkan oleh Bank Negara Malaysia dan juga sebagai mematuhi surat perlantikan, kami dengan ini mengemukakan laporan kami bagi penyata kewangan berakhir 31 Disember 2016.

Kami telah membuat semakan ke atas prinsip dan kontrak berkaitan transaksi-transaksi dan pemakaian produk-produk Syariah yang diperkenalkan oleh Bank Simpanan Nasional dalam tempoh berakhir 31 Disember 2016. Kami juga telah membuat penilaian bagi merumus pendapat sama ada Bank Simpanan Nasional telah mematuhi prinsip dan peraturan Syariah yang dikeluarkan oleh Majlis Penasihat Syariah Bank Negara Malaysia dan juga keputusan Syariah yang dibuat oleh pihak kami.

Pengurusan Bank Simpanan Nasional bertanggungjawab memastikan Bank menjalankan urusniaga berkaitan produk-produk patuh Syariah selaras dengan prinsip dan peraturan Syariah. Adalah tanggungjawab kami untuk merumus pendapat secara bebas, berdasarkan semakan kami ke atas operasi produk-produk patuh Syariah Bank Simpanan Nasional, dan untuk mengemukakan laporan ini.

Pendapat kami dirumus berdasarkan kepada maklumat yang dibentangkan kepada Jawatankuasa termasuk penilaian berdasarkan ujian ke atas setiap jenis transaksi, dokumen-dokumen yang berkaitan dan prosedur-prosedur yang digunapakai oleh Bank Simpanan Nasional tidak melanggar prinsip dan peraturan Syariah.

Sepanjang tahun kewangan, terdapat kejadian ketidakpatuhan Syariah telah dikesan melalui penilaian berterusan yang dilakukan ke atas proses operasi Bank. Tindakan pembetulan sewajarnya telah diambil ke atas kejadian ketidakpatuhan Syariah tersebut sebagaimana yang telah diluluskan oleh Jawatankuasa Syariah dan Lembaga Pengarah.

Bersandarkan kepada perkara di atas, kecuali bagi ketidakpatuhan Syariah yang dinyatakan di atas, kami berpendapat bahawa:

1. kontrak, transaksi dan urusniaga yang digunakan oleh Bank Simpanan Nasional pada tahun berakhir 31 Disember 2016 yang telah kami semak, mematuhi prinsip dan peraturan Syariah; dan
2. pengagihan keuntungan dan caj kerugian berkenaan akaun pelaburan mematuhi asas-asas yang telah diluluskan oleh kami berdasarkan prinsip dan peraturan Syariah; dan
3. segala pendapatan daripada sumber-sumber yang tidak dibenarkan oleh prinsip dan peraturan Syariah telah disalurkan bagi tujuan kebajikan; dan
4. pengiraan zakat mematuhi prinsip dan peraturan Syariah.

Kami, ahli-ahli Jawatankuasa Syariah Bank Simpanan Nasional, dengan ini mengesahkan, setakat kemampuan terbaik kami, bahawa operasi produk-produk patuh Syariah Bank Simpanan Nasional untuk tahun berakhir 31 Disember 2016 telah dijalankan mengikut prinsip dan peraturan Syariah.

Bagi pihak Jawatankuasa Syariah:

DR. AHMAD ZAKI SALLEH
Pengerusi Jawatankuasa Syariah

DR. MOHD FUAD MD SAWARI
Ahli Jawatankuasa Syariah

Kuala Lumpur, Malaysia
26 Mei 2017

PENYATA KEDUDUKAN KEWANGAN

PADA 31 DISEMBER 2016

	NOTA	KUMPULAN 31.12.2016 RM'000	KUMPULAN 31.12.2015 RM'000 (Dinyatakan semula)	KUMPULAN 1.1.2015 RM'000 (Dinyatakan semula)	BANK 31.12.2016 RM'000	BANK 31.12.2015 RM'000 (Dinyatakan semula)	BANK 1.1.2015 RM'000 (Dinyatakan semula)
ASET							
Tunai dan dana jangka pendek	3	**823,012**	885,752	2,007,062	**732,206**	828,781	1,949,277
Deposit dan penempatan dengan bank dan institusi kewangan lain	4	**100,000**	-	-	**100,000**	-	-
Pelaburan sekuriti	5	**6,528,544**	9,358,580	10,696,115	**6,365,260**	9,192,737	10,479,096
Pinjaman, pendahuluan dan pembiayaan	6	**21,093,111**	20,112,574	18,253,416	**21,093,111**	20,112,574	18,253,416
Aset-aset lain	8	**403,730**	385,505	267,816	**237,072**	248,567	241,966
Pelaburan dalam subsidiari	9	**-**	-	-	**53,000**	53,000	53,000
Pelaburan dalam syarikat bersekutu	10	**234,523**	230,096	230,409	**189,058**	187,808	187,808
Hartanah, loji dan kelengkapan	11	**655,388**	563,617	502,849	**633,533**	549,702	483,787
Pelaburan hartanah	12	**7,570**	19,185	20,203	**7,570**	19,185	20,203
Bayaran pajakan prabayar	13	**78,665**	79,407	80,491	**77,788**	78,508	79,570
Aset tak ketara	14	**15,738**	14,106	-	**-**	-	-
Cukai boleh dituntut	21	**131,922**	143,168	112,553	**123,858**	131,114	112,366
Aset cukai tertunda	22	**93,833**	95,879	97,746	**93,088**	94,997	84,353
Aset dana takaful am dan takaful keluarga	39	**2,152,536**	1,884,843	1,434,172	**-**	-	-
Jumlah aset		**32,318,572**	33,772,712	33,702,832	**29,705,544**	31,496,973	31,944,842
LIABILITI DAN EKUITI							
Deposit daripada pelanggan	15	**21,771,748**	23,915,082	26,850,567	**21,774,777**	23,918,063	26,853,455
Akaun pelaburan oleh pelanggan	15	**2,890,259**	2,928,779	-	**2,890,259**	2,928,779	-
Deposit dan penempatan oleh bank dan institusi kewangan lain	16	**1,233,491**	741,810	1,459,402	**1,233,491**	741,810	1,459,402
Pendapatan tertunda	17	**381,023**	379,542	391,214	**381,023**	379,542	391,214
Obligasi manfaat persaraan	18	**427,569**	406,822	376,511	**427,569**	406,822	376,511
Pinjaman dan pembiayaan daripada institusi	19	**51,362**	31,238	20,079	**51,362**	31,238	20,079
Liabiliti-liabiliti lain	20	**847,675**	1,020,109	782,894	**640,419**	828,082	653,552
Peruntukan untuk zakat	21	**4,362**	3,696	4,408	**4,362**	3,696	4,408
Liabiliti dana takaful am dan takaful keluarga	39	**266,333**	241,920	107,123	**-**	-	-
Liabiliti dana pemegang polisi takaful am dan takaful keluarga	39	**1,886,203**	1,642,923	1,327,049	**-**	-	-
Jumlah liabiliti		**29,760,025**	31,311,921	31,319,247	**27,403,262**	29,238,032	29,758,621
EKUITI							
Jumlah rizab		**2,401,818**	2,339,859	2,269,791	**2,302,282**	2,258,941	2,186,221
Kepentingan bukan kawalan terkumpul	9	**156,729**	120,932	113,794	**-**	-	-
Jumlah ekuiti		**2,558,547**	2,460,791	2,383,585	**2,302,282**	2,258,941	2,186,221
Jumlah liabiliti dan ekuiti		**32,318,572**	33,772,712	33,702,832	**29,705,544**	31,496,973	31,944,842
KOMITMEN DAN LIABILITI LUAR JANGKA	34	**722,753**	1,460,366	1,522,609	**694,924**	1,419,021	1,491,393

Nota-nota yang dilampirkan merupakan sebahagian penting dalam penyata kewangan

PENYATA UNTUNG ATAU RUGI DAN PENDAPATAN KOMPREHENSIF LAIN

BAGI TAHUN BERAKHIR PADA 31 DISEMBER 2016

		KUMPULAN		BANK	
	NOTA	2016 RM'000	2015 RM'000 (Dinyatakan semula)	2016 RM'000	2015 RM'000 (Dinyatakan semula)
Hasil	23	**2,618,982**	2,458,955	**1,944,744**	1,886,325
Pendapatan faedah	24	**792,250**	821,139	**784,299**	810,160
Perbelanjaan faedah	25	**(271,983)**	(387,885)	**(273,030)**	(388,325)
Pendapatan faedah bersih		**520,267**	433,254	**511,269**	421,835
Pendapatan fi dan komisyen	26	**721,882**	651,075	**110,320**	123,015
Pendapatan bersih daripada operasi perbankan Islam	38	**640,869**	568,933	**640,869**	568,933
Pendapatan operasi lain	27	**68,469**	53,384	**13,744**	19,793
Jumlah pendapatan bersih		**1,951,487**	1,706,646	**1,276,202**	1,133,576
Perbelanjaan kakitangan	28	**(597,644)**	(595,184)	**(502,462)**	(505,705)
Overhed lain	29	**(930,527)**	(838,318)	**(419,461)**	(390,609)
Keuntungan operasi sebelum elaun rosotnilai		**423,316**	273,144	**354,279**	237,262
Elaun rosotnilai pinjaman, pendahuluan dan pembiayaan	30	**(196,002)**	(73,202)	**(196,002)**	(73,202)
Elaun rosotnilai aset-aset lain	31	**(48,782)**	-	**(48,782)**	-
Keuntungan operasi selepas elaun rosotnilai		**178,532**	199,942	**109,495**	164,060
Bahagian keuntungan/(kerugian) selepas cukai bagi syarikat bersekutu		**3,177**	(313)	**-**	-
Keuntungan sebelum cukai dan zakat		**181,709**	199,629	**109,495**	164,060
Zakat		**(5,401)**	(4,700)	**(3,000)**	(3,000)
Perbelanjaan cukai	32	**(64,716)**	(80,508)	**(49,318)**	(51,125)
Keuntungan bersih pada tahun semasa		**111,592**	114,421	**57,177**	109,935
Pendapatan komprehensif lain selepas cukai:					
Item yang berkemungkinan akan diklasifikasi semula ke untung atau rugi:					
Nilai saksama sekuriti tersedia untuk jualan		**16,164**	3,811	**16,164**	3,811
Jumlah pendapatan komprehensif lain bagi tahun semasa		**16,164**	3,811	**16,164**	3,811
Jumlah pendapatan komprehensif bagi tahun semasa		**127,756**	118,232	**73,341**	113,746
Keuntungan boleh diagihkan kepada:					
Pemilik Bank		**75,795**	107,283	**57,177**	109,935
Kepentingan bukan kawalan		**35,797**	7,138	**-**	-
Keuntungan bersih pada tahun semasa		**111,592**	114,421	**57,177**	109,935
Jumlah pendapatan komprehensif boleh diagihkan kepada:					
Pemilik Bank		**91,959**	111,094	**73,341**	113,746
Kepentingan bukan kawalan		**35,797**	7,138	**-**	-
Jumlah pendapatan komprehensif tahun semasa		**127,756**	118,232	**73,341**	113,746

Nota-nota yang dilampirkan merupakan sebahagian penting dalam penyata kewangan

PENYATA PERUBAHAN EKUITI DISATUKAN

BAGI TAHUN BERAKHIR PADA 31 DISEMBER 2016

KUMPULAN

		Milik pemegang ekuiti Bank								
		Tidak boleh diagih					*Boleh diagih*			
	NOTA	Rizab Am RM'000	Rizab Modal* RM'000	Rizab Nilai Saksama RM'000	Rizab Pematuhan** RM'000	Rizab Penyamaan Keuntungan RM'000	Keuntungan Tertahan RM'000	Jumlah Rizab RM'000	Kepentingan Bukan Kawalan RM'000	Jumlah Ekuiti RM'000
Pada 1 Januari 2015, dilaporkan sebelum ini		100,000	887,334	(65,650)	131,283	42,849	1,221,573	2,317,389	113,794	2,431,183
Pelarasan tahun terdahulu	42	-	-	-	-	-	(47,598)	(47,598)	-	(47,598)
Pada 1 Januari 2015, dinyatakan semula		100,000	887,334	(65,650)	131,283	42,849	1,173,975	2,269,791	113,794	2,383,585
Jumlah pendapatan komprehensif pada tahun semasa										
Keuntungan bersih pada tahun semasa, dinyatakan semula		-	-	-	-	-	107,283	107,283	7,138	114,421
Pendapatan komprehensif lain pada tahun semasa		-	-	3,811	-	-	-	3,811	-	3,811
Jumlah pendapatan komprehensif dinyatakan semula		-	-	3,811	-	-	107,283	111,094	7,138	118,232
Dividen dibayar	41	-	-	-	-	-	(41,026)	(41,026)	-	(41,026)
Pematuhan rizab penyamaan keuntungan:										
Peruntukan sepanjang tahun semasa		-	-	-	-	22,902	(22,902)	-	-	-
Penggunaan rizab		-	-	-	-	(22,902)	22,902	-	-	-
Pindahan ke rizab modal		-	55,317	-	-	-	(55,317)	-	-	-
Pada 31 Disember 2015, dinyatakan semula		100,000	942,651	(61,839)	131,283	42,849	1,184,915	2,339,859	120,932	2,460,791

Nota-nota yang dilampirkan merupakan sebahagian penting dalam penyata kewangan

PENYATA PERUBAHAN EKUITI DISATUKAN

BAGI TAHUN BERAKHIR PADA 31 DISEMBER 2016

KUMPULAN

		Milik pemegang ekuiti Bank								
		Tidak boleh diagih					*Boleh diagih*			
	NOTA	Rizab Am RM'000	Rizab Modal* RM'000	Rizab Nilai Saksama RM'000	Rizab Pematuhan** RM'000	Rizab Penyamaan Keuntungan RM'000	Keuntungan Tertahan RM'000	Jumlah Rizab RM'000	Kepentingan Bukan Kawalan RM'000	Jumlah Ekuiti RM'000
Pada 1 Januari 2016, dilaporkan sebelum ini		100,000	942,651	(61,839)	131,283	42,849	1,233,212	2,388,156	120,932	2,509,088
Pelarasan tahun terdahulu	42	-	-	-	-	-	(48,297)	(48,297)	-	(48,297)
Pada 1 Januari 2016, dinyatakan semula		100,000	942,651	(61,839)	131,283	42,849	1,184,915	2,339,859	120,932	2,460,791
Keuntungan bersih pada tahun semasa		-	-	-	-	-	75,795	75,795	35,797	111,592
Kerugian komprehensif lain pada tahun semasa		-	-	16,164	-	-	-	16,164	-	16,164
Jumlah pendapatan komprehensif pada tahun semasa		-	-	16,164	-	-	75,795	91,959	35,797	127,756
Dividen dibayar	41	-	-	-	-	-	(30,000)	(30,000)	-	(30,000)
Pematuhan rizab penyamaan keuntungan:										
Peruntukan sepanjang tahun semasa		-	-	-	-	1,479	(1,479)	-	-	-
Penggunaan rizab		-	-	-	-	(1,479)	1,479	-	-	-
Pindahan ke rizab modal		-	28,589	-	-	-	(28,589)	-	-	-
Pada 31 Disember 2016		**100,000**	**971,240**	**(45,675)**	**131,283**	**42,849**	**1,202,121**	**2,401,818**	**156,729**	**2,558,547**

* Rizab modal diselenggara selaras dengan keperluan Seksyen 39 Akta Institusi Kewangan Pembangunan 2002, dengan memindahkan 50% daripada keuntungan selepas cukai dan zakat. Keperluan minima bagi peruntukan rizab berkenaan dinyatakan dalam Nota 37(b)(vi).

** Bagi tahun kewangan 2013, rizab pematuhan diselenggara untuk mengukuhkan penampan terhadap potensi kerugian kredit, menurut arahan JDKP/8808/13/5/01 Bank Negara Malaysia bertarikh 4 Februari 2014. Bank mengekalkan, dalam agregat, peruntukan rosotnilai kolektif dan rizab pematuhan sekurang-kurangnya 1.2% daripada jumlah tunggakan pinjaman, pendahuluan dan pembiayaan, selepas ditolak peruntukan rosotnilai individu.

Nota-nota yang dilampirkan merupakan sebahagian penting dalam penyata kewangan

PENYATA PERUBAHAN EKUITI

BAGI TAHUN BERAKHIR PADA 31 DISEMBER 2016

BANK

		Milik pemegang ekuiti Bank						
		Tidak boleh diagih					*Boleh diagih*	
	NOTA	**Rizab Am RM'000**	**Rizab Modal* RM'000**	**Rizab Nilai Saksama RM'000**	**Rizab Pematuhan** RM'000**	**Rizab Penyamaan Keuntungan RM'000**	**Keuntungan Tertahan RM'000**	**Jumlah Rizab RM'000**
Pada 1 Januari 2015, dilaporkan sebelum ini		100,000	887,334	(65,650)	131,283	42,849	1,138,003	2,233,819
Pelarasan tahun terdahulu	42	-	-	-	-	-	(47,598)	(47,598)
Pada 1 Januari 2015, dinyatakan semula		100,000	887,334	(65,650)	131,283	42,849	1,090,405	2,186,221
Jumlah pendapatan komprehensif pada tahun semasa								
Keuntungan bersih pada tahun semasa, dinyatakan semula		-	-	-	-	-	109,935	109,935
Pendapatan komprehensif lain pada tahun semasa		-	-	3,811	-	-	-	3,811
Jumlah pendapatan komprehensif dinyatakan semula		-	-	3,811	-	-	109,935	113,746
Dividen dibayar	41	-	-	-	-	-	(41,026)	(41,026)
Pematuhan rizab penyamaan keuntungan:								
Peruntukan sepanjang tahun semasa		-	-	-	-	22,902	(22,902)	-
Penggunaan rizab		-	-	-	-	(22,902)	22,902	-
Pindahan ke rizab modal		-	55,317	-	-	-	(55,317)	-
Pada 31 Disember 2015, dinyatakan semula		100,000	942,651	(61,839)	131,283	42,849	1,103,997	2,258,941

PENYATA PERUBAHAN EKUITI

BAGI TAHUN BERAKHIR PADA 31 DISEMBER 2016

BANK

		Milik pemegang ekuiti Bank						
		Tidak boleh diagih					*Boleh diagih*	
	NOTA	**Rizab Am RM'000**	**Rizab Modal* RM'000**	**Rizab Nilai Saksama RM'000**	**Rizab Pematuhan** RM'000**	**Rizab Penyamaan Keuntungan RM'000**	**Keuntungan Tertahan RM'000**	**Jumlah Rizab RM'000**
Pada 1 Januari 2016, dilaporkan sebelum ini		100,000	942,651	(61,839)	131,283	42,849	1,152,294	2,307,238
Pelarasan tahun terdahulu	42	-	-	-	-	-	(48,297)	(48,297)
Pada 1 Januari 2016, dinyatakan semula		100,000	942,651	(61,839)	131,283	42,849	1,103,997	2,258,941
Keuntungan bersih pada tahun semasa		-	-	-	-	-	57,177	57,177
Kerugian komprehensif lain pada tahun semasa		-	-	16,164	-	-	-	16,164
Jumlah pendapatan komprehensif pada tahun semasa		-	-	16,164	-	-	57,177	73,341
Dividen dibayar	41	-	-	-	-	-	(30,000)	(30,000)
Pematuhan rizab penyamaan keuntungan:								
Peruntukan sepanjang tahun semasa		-	-	-	-	1,479	(1,479)	-
Penggunaan rizab		-	-	-	-	(1,479)	1,479	-
Pindahan ke rizab modal		-	28,589	-	-	-	(28,589)	-
Pada 31 Disember 2016		**100,000**	**971,240**	**(45,675)**	**131,283**	**42,849**	**1,102,585**	**2,302,282**

* Rizab modal diselenggara selaras dengan keperluan Seksyen 39 Akta Institusi Kewangan Pembangunan 2002, dengan memindahkan 50% daripada keuntungan selepas cukai dan zakat. Keperluan minima bagi peruntukan rizab berkenaan dinyatakan dalam Nota 37(b)(vi).

** Bagi tahun kewangan 2013, rizab pematuhan diselenggara untuk mengukuhkan penampan terhadap potensi kerugian kredit, menurut arahan JDKP/8808/13/5/01 Bank Negara Malaysia bertarikh 4 Februari 2014. Bank mengekalkan, dalam agregat, peruntukan rosotnilai kolektif dan rizab pematuhan sekurang-kurangnya 1.2% daripada jumlah tunggakan pinjaman, pendahuluan dan pembiayaan, selepas ditolak peruntukan rosotnilai individu.

Nota-nota yang dilampirkan merupakan sebahagian penting dalam penyata kewangan

PENYATA ALIRAN TUNAI

BAGI TAHUN BERAKHIR 31 DISEMBER 2016

	KUMPULAN		BANK	
	2016 RM'000	2015 RM'000 (Dinyatakan semula)	2016 RM'000	2015 RM'000 (Dinyatakan semula)
ALIRAN TUNAI DARIPADA AKTIVITI OPERASI				
Untung sebelum cukai dan zakat	**181,709**	199,629	**109,495**	164,060
Pelarasan untuk:				
Pelunasan premium bersih/(Pertambahan diskaun)	**95,222**	(31,247)	**95,222**	(31,247)
Susut nilai hartanah, loji dan kelengkapan	**96,176**	80,115	**92,998**	77,340
Susut nilai pelaburan hartanah	**295**	717	**295**	717
Pelunasan pembayaran pajakan prabayar	**1,091**	1,084	**1,069**	1,062
Pelunasan aset tak ketara	**6,056**	2,873	**-**	-
Hartanah, loji dan kelengkapan dihapus kira	**1,239**	6,799	**1,239**	6,799
Pelaburan hartanah dihapus kira	**-**	301	**-**	301
Pelarasan hartanah, loji dan kelengkapan	**796**	371	**797**	371
(Keuntungan)/Kerugian ke atas pelupusan hartanah, loji dan kelengkapan	**(223)**	25	**52**	27
Kerugian kemerosotan untuk hartanah, loji dan kelengkapan	**-**	929	**-**	929
Rosotnilai kolektif untuk pinjaman, pendahuluan dan pembiayaan	**184,209**	38,271	**184,209**	38,271
Kerugian rosotnilai ke atas pelaburan sekuriti	**48,782**	-	**48,782**	-
Hutang lapuk diperoleh semula	**(11,234)**	(12,962)	**(11,234)**	(12,962)
Peruntukan untuk hutang ragu termasuk dalam aset-aset lain dimasukkan semula	**(53)**	(1,109)	**(53)**	(1,109)
Hutang lapuk dihapus kira	**23,027**	47,893	**23,027**	47,893
Bahagian (keuntungan)/kerugian dalam syarikat bersekutu	**(3,177)**	313	**-**	-
(Keuntungan)/Kerugian bersih daripada pelaburan sekuriti	**(25,881)**	5,011	**(19,456)**	6,645
Manfaat perubatan selepas persaraan	**9,675**	9,529	**9,675**	9,529
Manfaat persaraan/gratuiti	**25,000**	25,748	**25,000**	25,748
Manfaat kakitangan jangka panjang lain	**790**	1,781	**790**	1,781
Pendapatan dividen	**(9,664)**	(9,318)	**(9,183)**	(9,300)
Pelunasan geran kerajaan	**(18,519)**	(11,672)	**(18,519)**	(11,672)
Untung operasi sebelum perubahan modal kerja	**605,316**	355,081	**534,205**	315,183
Perubahan dalam deposit dan penempatan bank dan institusi kewangan lain	**(100,000)**	-	**(100,000)**	-
Perubahan dalam pinjaman, pendahuluan dan pembiayaan	**(1,176,539)**	(1,932,360)	**(1,176,539)**	(1,932,360)
Perubahan dalam aset-aset lain	**(18,172)**	(116,580)	**11,548**	(5,492)
Perubahan dalam deposit daripada pelanggan dan akaun pelaburan oleh pelanggan	**(2,181,854)**	(6,706)	**(2,181,806)**	(6,613)
Perubahan dalam deposit dan penempatan institusi kewangan lain	**491,681**	(717,592)	**491,681**	(717,592)
Perubahan dalam liabiliti-liabiliti lain	**(172,434)**	237,215	**(187,663)**	174,530
Aliran tunai digunakan dalam operasi	**(2,552,002)**	(2,180,942)	**(2,608,574)**	(2,172,344)
Cukai dibayar	**(56,529)**	(111,612)	**(45,258)**	(82,873)
Zakat dibayar	**(4,735)**	(5,412)	**(2,334)**	(3,712)
Bayaran untuk manfaat perubatan selepas persaraan	**(1,332)**	(1,086)	**(1,332)**	(1,086)
Bayaran untuk manfaat persaraan/gratuiti	**(12,787)**	(5,113)	**(12,787)**	(5,113)
Bayaran untuk manfaat pekerja jangka panjang lain	**(599)**	(548)	**(599)**	(548)
Tunai bersih digunakan dalam aktiviti operasi	**(2,627,984)**	(2,304,713)	**(2,670,884)**	(2,265,676)

Nota-nota yang dilampirkan merupakan sebahagian penting dalam penyata kewangan

PENYATA ALIRAN TUNAI
BAGI TAHUN BERAKHIR 31 DISEMBER 2016

	KUMPULAN		BANK	
	2016 RM'000	**2015 RM'000 (Dinyatakan semula)**	**2016 RM'000**	**2015 RM'000 (Dinyatakan semula)**
ALIRAN TUNAI DARIPADA AKTIVITI PELABURAN				
Pelaburan dalam subsidiari	**(1,250)**	-	**(1,250)**	-
Terimaan daripada pelupusan hartanah, loji dan kelengkapan	**2,034**	72	**1,757**	69
Pembelian hartanah, loji dan kelengkapan	**(188,456)**	(165,065)	**(169,703)**	(151,450)
Pembelian aset tak ketara	**(54)**	(993)	**-**	-
Pembelian bersih pelaburan sekuriti	**(577,892)**	(572,231)	**-**	(75,682)
Dividen diterima	**9,664**	9,318	**9,183**	9,300
Terimaan daripada pelupusan perlaburan sekuriti	**3,311,074**	1,942,169	**2,724,198**	1,392,810
Tunai bersih dihasilkan daripada aktiviti pelaburan	**2,555,120**	1,213,270	**2,564,185**	1,175,047
ALIRAN TUNAI DARIPADA AKTIVITI PEMBIAYAAN				
Penerimaan pinjaman dan pembiayaan daripada institusi	**33,083**	20,056	**33,083**	20,056
Pembayaran pinjaman dan pembiayaan kepada institusi	**(12,959)**	(8,897)	**(12,959)**	(8,897)
Penerimaan geran daripada Kerajaan	**20,000**	-	**20,000**	-
Dividen dibayar kepada Kerajaan	**(30,000)**	(41,026)	**(30,000)**	(41,026)
Tunai bersih dihasilkan daripada/(digunakan dalam) aktiviti pembiayaan	**10,124**	(29,867)	**10,124**	(29,867)
PENURUNAN BERSIH TUNAI DAN KESETARAAN	**(62,740)**	(1,121,310)	**(96,575)**	(1,120,496)
TUNAI DAN KESETARAAN TUNAI PADA AWAL TAHUN	**885,752**	2,007,062	**828,781**	1,949,277
TUNAI DAN KESETARAAN TUNAI PADA AKHIR TAHUN	**823,012**	885,752	**732,206**	828,781
TUNAI DAN KESETARAAN TUNAI DIWAKILI OLEH:				
Tunai dan dana jangka pendek (Nota 3)	**823,012**	885,752	**732,206**	828,781

Nota-nota yang dilampirkan merupakan sebahagian penting dalam penyata kewangan

NOTA KEPADA PENYATA KEWANGAN

MAKLUMAT AM

Bank Simpanan Nasional ditubuhkan di bawah Akta Bank Simpanan Nasional 1974 dan berpengkalan di Malaysia. Pejabat berdaftar dan lokasi utama perniagaan Bank adalah seperti berikut:

Wisma BSN,
117, Jalan Ampang,
50450 Kuala Lumpur.

Penyata kewangan yang disatukan pada dan bagi tahun berakhir 31 Disember 2016 terdiri daripada Bank dan subsidiarinya (dirujuk bersama sebagai Kumpulan) dan kepentingan Kumpulan dalam syarikat bersekutu. Penyata kewangan Bank pada dan bagi tahun kewangan berakhir 31 Disember 2016 tidak termasuk entiti lain.

Aktiviti utama Bank adalah untuk menjalankan fungsi sebuah bank simpanan iaitu menerima deposit dan memberi pinjaman, pendahuluan dan pembiayaan kepada pelanggan termasuk operasi perbankan Islam.

Aktiviti utama subsidiarinya dinyatakan masing-masing di Nota 9 dan 10 kepada penyata kewangan.

Tiada sebarang perubahan ketara dalam aktiviti utama Bank dan syarikat subsidiari sepanjang tahun kewangan.

Penyata kewangan Kumpulan dan Bank telah diluluskan oleh Lembaga Pengarah untuk terbitan menurut resolusi para Pengarah pada 24 Mei 2017.

1. ASAS PENYEDIAAN PENYATA KEWANGAN

(a) Penyata pematuhan

Penyata kewangan Kumpulan dan Bank telah disediakan menurut Piawaian Pelaporan Kewangan Malaysia (MFRS) yang dikeluarkan oleh Lembaga Piawaian Perakaunan Malaysia (MASB), Piawaian Laporan Kewangan Antarabangsa (IFRS), Garis Panduan yang dikeluarkan oleh Bank Negara Malaysia, Pekeliling Perbendaharaan, Akta Bank Simpanan Nasional 1974, Akta Institusi Kewangan Pembangunan 2002 (DFIA), Garis Panduan/Pekeliling Takaful yang dikeluarkan oleh Bank Negara Malaysia, Akta Perkhidmatan Kewangan Islam 2013 (IFSA) dan keperluan Syariah, di mana berkenaan.

Berikut adalah MFRS, pindaan MFRS dan interpretasi IC yang telah dikeluarkan tetapi belum dikuatkuasa oleh Kumpulan dan Bank:

Dikuatkuasa bagi tempoh tahunan mulai atau selepas 1 Januari 2017:

- Pindaan kepada MFRSs terdapat di dalam dokumen bertajuk "Penambahbaikan Tahunan kepada Piawaian MFRS Kitaran 2014-2016"
  – Pindaan kepada MFRS 12, Pendedahan Kepentingan dalam Entiti
- Inisiatif pendedahan (Pindaan kepada MFRS 107)
- Pengiktirafan Aset Cukai Tertunda bagi Kerugian Tidak Direalisasi (Pindaan kepada MFRS 112)

Dikuatkuasa bagi tempoh tahunan mulai atau selepas 1 Januari 2018:

- MFRS 15 Perolehan daripada Kontrak dengan Pelanggan
- Penjelasan kepada MFRS 15 Perolehan daripada Kontrak dengan Pelanggan
- MFRS 9 Instrumen Kewangan (2014)
- Pindaan kepada MFRSs terdapat di dalam dokumen bertajuk "Penambahbaikan Tahunan kepada Piawaian MFRS Kitaran 2014-2016"
  – Pindaan kepada MFRS 1 Penggunaan Kali Pertama Piawaian Pelaporan Kewangan Malaysia
  – Pindaan kepada MFRS 128 Pelaburan Dalam Syarikat Bersekutu dan Usaha Sama
- Pindahan Harta Pelaburan (Pindaan kepada MFRS 140)
- Interpretasi IC 22 Urus Niaga Mata Wang Asing dan Pertimbangan Pendahuluan
- Mengguna Pakai Instrumen Kewangan MFRS 9 dengan MFRS 4 Kontrak Insuran (Pindaan ke atas MFRS 4)
- Pembayaran Berasaskan Saham – Pengelasan dan Pengukuran Transaksi Pembayaran Berasaskan Saham (Pindaan ke atas MFRS 2)

NOTA KEPADA PENYATA KEWANGAN

1. ASAS PENYEDIAAN PENYATA KEWANGAN

(a) Penyata Pematuhan (sambungan)

Dikuatkuasa bagi tempoh tahunan mulai atau selepas 1 Januari 2019:

- MFRS 16 Pajakan

Dikuatkuasa bagi tarikh yang akan disahkan:

- Pindaan kepada MFRS 10 *Penyata Kewangan Disatukan* dan MFRS 128 *Pelaburan dalam Syarikat Bersekutu dan Usaha Sama - Jualan atau Sumbangan Aset antara Pelabur dan Syarikat Bersekutu atau Usaha Sama*

Penerangan yang ringkas mengenai MFRS baru, pindaaan kepada MFRS dan IC Interpretasi di atas yang telah dikeluarkan adalah seperti berikut:

(i) Pindaan untuk MFRS yang terkandung dalam dokumen bertajuk "Penambahbaikan Tahunan kepada Piawaian MFRS Kitaran 2014 – 2016". Penambahbaikan tahunan terdiri daripada pindaan yang berikut:

(a) Pindaan kepada MFRS 12 Pendedahan Kepentingan dalam Entiti Lain

Pindaan itu menjelaskan bahawa entiti yang tidak perlu mendedahkan ringkasan maklumat kewangan untuk anak syarikat, usaha sama atau bersekutu apabila ia diklasifikasikan sebagai dipegang untuk jualan menurut MFRS 5.

(b) Pindaan kepada MFRS 1 Penggunaan Kali Pertama Piawaian Pelaporan Kewangan Malaysia

Pindaan mengeluarkan peruntukan tertentu daripada piawaian yang telah digunakan dan tidak lagi diperlukan.

(c) Pindaan kepada MFRS 128 Pelaburan Dalam Syarikat Bersekutu dan Usaha Sama

Pindaan menjelaskan bahawa apabila pelaburan dalam syarikat bersekutu atau usaha sama dipegang oleh entiti yang merupakan organisasi teroka, atau kumpulan wang bersama, unit amanah atau entiti yang sama, entiti boleh memilih untuk mengukur bahawa pelaburan pada nilai saksama pada pelaburan demi pelaburan yang mengikut piawaian.

Penggunaan penambahbaikan tahunan kepada Piawaian MFRS Kitaran 2014 – 2016 dijangka tidak mempunyai sebarang kesan kewangan ke atas penyata kewangan Kumpulan dan Bank.

(ii) Inisiatif Pendedahan (Pindaan kepada MFRS 107)

Pindaan kepada MFRS 107 memerlukan entiti untuk menyediakan pendedahan kepada perubahan dalam liabiliti yang timbul daripada aktiviti pembiayaan, termasuk perubahan daripada aliran tunai dan perubahan bukan tunai. Daripada perubahan penggunaan pindaan ini, suatu penyesuaian antara pembukaan dan baki penutup bagi liabiliti daripada aktiviti pembiayaan telah didedahkan. Penggunaan pindaan ini tidak mempunyai sebarang kesan kewangan ke atas Kumpulan dan Bank kerana pendedahan sahaja yang rosotnilai.

(iii) Pengiktirafan Aset Cukai Tertunda bagi Kerugian Tidak Nyata (Pindaan kepada MFRS 112)

Pindaan kepada MFRS 112 menjelaskan kaedah perakaunan aset cukai tertunda bagi kerugian tidak nyata pada kadar tetap instrumen hutang pada nilai saksama. Penggunaan pindaan ini tidak mempunyai sebarang kesan kewangan ke atas Kumpulan dan Bank sebagai satu Kumpulan dan Bank telah memohon prinsip-prinsip di bawah pindaan ini.

(iv) MFRS 15 Perolehan Daripada Kontrak dengan Pelanggan

MFRS 15 mewujudkan prinsip yang boleh diguna pakai oleh entiti untuk melaporkan maklumat berguna mengenai jenis, amaun, pemasaan dan ketidaktentutan perolehan dan aliran tunai yang diperoleh daripada kontrak dengan pelanggan. Prinsip utama MFRS 15 ialah apabila entiti mengiktiraf perolehan dengan cara yang menunjukkan pertimbangan suatu entiti dijangka layak untuk menerima sebagai pertukaran untuk barang atau perkhidmatan.

Penerimaan pakai MFRS 15 tidak dijangka mempunyai kesan penting atas penyata kewangan Kumpulan dan Bank.

NOTA KEPADA PENYATA KEWANGAN

1. ASAS PENYEDIAAN PENYATA KEWANGAN (SAMBUNGAN)

(a) Penyata Pematuhan (sambungan)

Penerangan yang ringkas mengenai MFRS baru, pindaaan kepada MFRS dan IC Interpretasi di atas yang telah dikeluarkan adalah seperti berikut (sambungan):

(v) MFRS 9 Instrumen Kewangan (2014)

Versi akhir MFRS 9 ini menggantikan semua versi MRFS 9 sebelumnya. Permohonan retrospektif diperlukan, namun maklumat perbandingan tidak dimestikan.

Piawaian ini memperkenalkan keperluan baharu bagi pengelasan dan pengukuran aset dan liabiliti, pengurangan nilai aset kewangan dan perakaunan lindung nilai.

Pengelasan dan pengukuran

Pendekatan bagi pengelasan aset kewangan didorong oleh ciri-ciri aliran tunai dan model perniagaan di mana suatu aset dipegang dengan dua kategori pengukuran – kos terlunas dan nilai saksama. Semua instrumen ekuiti diukur pada nilai saksama. Instrumen hutang diukur pada kos terlunas sekiranya entiti itu memegangnya untuk mengumpul aliran tunai berkontrak dan aliran tunai tersebut merupakan amaun prinsipal dan faedah. Bagi liabiliti kewangan, piawaian itu mengekalkan kebanyakan keperluan MFRS 139. Ini termasuk perakaunan kos terlunas bagi kebanyakan liabiliti kewangan, dengan derivatif terbenam yang dwicabang. Perubahan utama ialah, dalam keadaan apabila opsyen nilai saksama diambil sebagai liabiliti kewangan, pertukaran nilai saksama yang disebabkan oleh risiko kredit entiti itu sendiri, dicatatkan dalam pendapatan komprehensif lain bukannya penyata untung atau rugi, kecuali ini menyebabkan ketakpadanan perakaunan.

Rosotnilai

Keperluan susutnilai diterima pakai bagi set kewangan yang diukur pada kos terlunas dan nilai saksama melalui pendapatan komprehensif lain, pajakan belum terima dan komitmen pinjaman tertentu lain serta kontrak jaminan kewangan. Pada pengiktirafan awal, peruntukan bagi susutnilai diperlukan bagi kerugian kredit yang dijangkakan (ECL) berikutan peristiwa kemungkiran yang berkemungkinan berlaku dalam tempoh 12 bulan (ECL selama 12 bulan). Sekiranya berlaku peningkatan yang ketara dalam risiko kredit, peruntukan bagi pengurangan susutnilai diperlukan untuk ECL yang disebabkan oleh semua peristiwa kemungkiran yang mungkin sepanjang jangkaan hayat instrumen kewangan berkenaan. Pentaksiran sama ada risiko kredit telah meningkat dengan ketara sejak pengiktirafan awal dibuat bagi setiap tempoh pelaporan dengan mempertimbangkan kebarangkalian berlakunya kemungkiran sepanjang baki hayat instrumen kewangan tersebut. Pentaksiran risiko kredit, serta anggaran ECL, hendaklah tidak berat sebelah, berwajaran kebarangkalian dan hendaklah menggabungkan semua maklumat yang berkaitan dengan pentaksiran tersebut, termasuk maklumat mengenai peristiwa lampau, keadaan semasa dan unjuran munasabah dan boleh disokong mengenai peristiwa masa hadapan dan keadaan ekonomi pada tarikh pelaporan. Selain itu, anggaran mengenai ECL hendaklah mengambil kira nilai semasa wang.

Perakaunan lindung nilai

Dibawah MFRS 9, keperluan perakaunan lindung nilai dipermudahkan bagi ujian keberkesanan lindung nilai dan membenarkan perakaunan lindung nilai untuk diguna pakai bagi instrumen dan risiko lindung nilai yang lebih pelbagai. Piawaian tersebut tidak menyelesaikan secara nyata perakaunan lindung nilai makro, yang dipertimbangkan dalam projek berasingan.

MFRS 9 memperkenalkan perubahan penting dalam cara Kumpulan dan Bank mengambil kira instrumen kewangan, terutamanya dasar perakaunan mengenai peruntukan bagi pinjaman, pendahuluan dan pembiayaan.

Penerimaan pakai keperluan bagi pengelasan dan pengukuran akan memberi kesan ke atas pengelasan dan pengukuran aset kewangan Kumpulan dan Bank, tetapi ia dijangka tidak mempunyai kesan ke atas pengelasan dan pengukuran liabiliti Kumpulan dan Bank.

Pengiktirafan dan pengukuran pengurangan nilai di bawah MFRS 9 bertujuan untuk lebih berpandangan jauh berbanding dengan di bawah MFRS 139 dan menyebabkan kenaikan dalam peruntukan bagi pinjaman, pendahuluan dan pembiayaan memandangkan lebih banyak aset kewangan (MFRS 9 termasuk komitmen pinjaman dan kontrak jaminan pembiayaan) akan dinilai untuk pengurangan nilai dan peruntukan bagi pengurangan nilai akan dibuat untuk sekurang-kurangnya 12 bulan ECL.

MFRS 9 membenarkan entiti-entiti meneruskan dengan perakaunan lindung nilai di bawah MFRS 139 walaupun semasa elemen lain MFRS 9 berkuat kuasa jauh pada 1 Januari 2018. Kumpulan dan Bank akan terus menerima pakai perakaunan lindung nilai di bawah MFRS 139 sehingga lebih banyak penjelasan diperoleh mengenai keperluan perakaunan lindung nilai makro.

Penyediaan MFRS 9 oleh Kumpulan dan Bank bermula pada tahun 2015 dengan penubuhan Pasukan Projek MFRS 9 yang diketuai oleh Ketua Pegawai Kewangan Bank dan dibantu oleh perunding bagi Pelaksanaan MFRS 9. Pada tahun kewangan berakhir pada 31 Disember 2016, Kumpulan dan Bank menyelesaikan penilaian jurang dan mula membangunkan model-model pengurangan nilai patuh MFRS 9 bagi semua pendedahan kredit yang rosotnilai.

NOTA KEPADA PENYATA KEWANGAN

1. ASAS PENYEDIAAN PENYATA KEWANGAN (SAMBUNGAN)

(a) Penyata Pematuhan (sambungan)

(vi) Pemindahan Pelaburan Hartanah (Pindaan kepada MFRS 140)

Pindaan ini menjelaskan peruntukan yang sedia ada dalam piawaian mengenai pemindahan kepada, atau daripada kategori pelaburan hartanah. Penggunaan pindaan ini dijangka tidak mempunyai sebarang kesan kewangan yang ketara ke atas penyata kewangan Kumpulan dan Bank.

(vii) Interpretasi IC 22 Urus Niaga Mata Wang Asing dan Pertimbangan Terlebih Dahulu

Interpretasi IC menangani isu di mana kadar pertukaran yang akan digunakan dalam laporan transaksi urus niaga mata wang asing melibatkan pertimbangan terlebih dahulu sama ada dibayar atau diterima. Penggunaan Interpretasi IC ini dijangka tidak mempunyai sebarang kesan kewangan yang ketara ke atas penyata kewangan Kumpulan dan Bank.

(viii) Mengguna Pakai Instrumen Kewangan MFRS 9 dengan MFRS 4 Kontrak Insuran (Pindaan ke atas MFRS 4)

Pindaan menangani isu-isu yang timbul daripada cabaran peralihan memohon pengecualian sementara daripada MFRS 9 untuk penanggung insurans memandangkan kontrak insurans baru yang akan datang MFRS17 standard dijangka akan dikeluarkan tidak lama lagi. Tarikh tamat tempoh pengecualian sementara daripada MFRS 9 bertepatan dengan tarikh kuat kuasa tentatif MFRS 17, seperti yang diputuskan oleh Lembaga Piawaian Perakaunan Antarabangsa pada bulan November 2016. Di samping itu, untuk mengurangkan kesan turun naik sementara keputusan yang dilaporkan entiti yang berurusan dengan kontrak insurans, pindaan memperkenalkan dua pilihan sukarela tambahan, iaitu pendekatan lapisan dan pendekatan penangguhan. Penggunaan pindaan ini dijangka tidak mempunyai sebarang kesan kewangan yang ketara ke atas penyata kewangan Kumpulan dan Bank.

(ix) Pembayaran Berasaskan Saham – Pengelasan dan Pengukuran Transaksi Pembayaran Berasaskan Saham (Pindaan ke atas MFRS 2)

Pindaan ini memberi panduan tentang bagaimana untuk mengambil kira situasi yang berikut:

- Kesan syarat-syarat keadaan letak hak dan tidak letak hak mengenai pengukuran yang bayaran berdasarkan saham penyelesaian tunai;
- Pengelasan urus niaga bayaran berasaskan saham dengan ciri-ciri penyelesaian bersih untuk pegangan pajak; dan
- Pengubahsuaian kepada terma-terma dan syarat-syarat urus niaga bayaran berasaskan saham yang mengubah klasifikasi transaksi dari tunai diselesaikan untuk penyelesaian ekuiti.

Kumpulan dan Bank pada masa ini tidak mempunyai apa-apa urus niaga bayaran berasaskan saham, penggunaan pindaan ini tidak mempunyai sebarang kesan kewangan ke atas Kumpulan dan Bank.

(x) MFRS 16 Pajakan

MFRS 16 memperkenalkan model perakaunan tunggal untuk penyewa dan menghapuskan perbezaan antara pajakan kewangan dan pajakan operasi. Penerima pajak kini perlu mengiktiraf aset dan liabiliti untuk semua pajakan dengan tempoh lebih daripada 12 bulan, kecuali aset sandaran yang mempunyai nilai yang rendah. Dengan mengguna pakai MFRS 16, Kumpulan dan Bank dikehendaki untuk mengambil kira sebahagian besar daripada pajakan operasi mereka dalam kunci kira-kira dengan mengiktiraf aset dan liabiliti pajakan 'hak-guna', sekali gus meningkatkan aset dan liabiliti Kumpulan dan Bank.

Kesan kewangan yang timbul daripada penggunaan piawaian ini masih dinilai oleh Kumpulan.

(xi) Pindaan kepada MFRS 10 Penyata Kewangan Disatukan dan MFRS 128 Pelaburan dalam Syarikat Bersekutu dan Usaha Sama

Pindaan kepada MFRS 10 dan MFRS 128 menangani konflik antara keperluan MFRS 128 Pelaburan dalam Syarikat Bersekutu dan Usaha Sama dan MFRS 10 Penyata Kewangan Disatukan dan menjelaskan bahawa dalam transaksi yang melibatkan syarikat bersekutu atau usaha sama, sejauh mana keuntungan atau kerugian pengiktirafan bergantung sama ada harta yang dijual atau disumbangkan membentuk perniagaan. Menurut pindaan itu, keuntungan atau kerugian sepenuhnya harus diiktiraf atas kehilangan kawalan ke atas perniagaan, sama ada perniagaan itu terletak di dalam anak syarikat atau tidak. Pada masa yang sama, keuntungan atau kerugian daripada penjualan atau sumbangan anak syarikat yang bukan terdiri daripada perniagaan sebagaimana yang ditakrifkan dalam MFRS 3 Gabungan Perniagaan kepada syarikat bersekutu atau usaha sama hanya boleh diiktiraf pada pelabur yang tiada kaitan dalam syarikat bersekutu atau usaha sama.

Para Pengarah tidak menjangka bahawa permohonan pindaan kepada MFRS 10 dan MFRS 128 akan memberi kesan yang ketara kepada penyata kewangan disatukan Kumpulan.

NOTA KEPADA PENYATA KEWANGAN

1. ASAS PENYEDIAAN PENYATA KEWANGAN (SAMBUNGAN)

(b) Asas pengukuran

Penyata kewangan Kumpulan dan Bank ini telah disediakan berdasarkan kos sejarah melainkan daripada yang dinyatakan dalam Nota 2. Kos sejarah secara umumnya berasaskan nilai saksama pertimbangan yang terlibat dalam pertukaran untuk aset. Nilai saksama adalah harga yang akan diterima untuk menjual aset atau dibayar untuk memindahkan liabiliti dalam urus niaga yang teratur antara peserta pasaran pada tarikh pengukuran, tidak kira sama ada harga tersebut boleh diperhatikan dengan terus atau dianggarkan dengan menggunakan teknik penilaian lain. Dalam menganggar nilai saksama aset atau liabiliti, Kumpulan mengambil kira karakter aset atau liabiliti jika peserta pasaran akan mengambil karakter tersebut dalam menentukan harga aset atau liabiliti pada tarikh pengukuran. Nilai saksama untuk pengukuran dan/atau untuk tujuan pendedahan di dalam penyata kewangan disatukan ditetapkan atas dasar tersebut kecuali untuk transaksi pembayaran berasaskan saham yang berada di dalam skop MFRS 2, urus niaga pemajakan yang berada di dalam skop MFRS 117 dan pengukuran yang mempunyai persamaan dengan nilai saksama tetapi bukan dinilai pada nilai saksama, seperti nilai boleh direalisasi dalam MFRS 102 atau nilai digunakan dalam MFRS 136.

Di samping itu, untuk tujuan laporan kewangan, pengukuran nilai saksama dikategorikan kepada Tahap 1, 2 atau 3 berdasarkan tahap input kepada pengukuran nilai saksama yang boleh diperhatikan dan tahap signifikan input kepada pengukuran nilai saksama secara keseluruhan yang dihuraikan seperti berikut:

- Input Tahap 1 adalah harga disebut (tidak dilaras) dalam pasaran aktif bagi aset atau liabiliti yang sama di mana entiti boleh mengaksesnya pada tarikh pengukuran;
- Input Tahap 2 adalah input, selain daripada harga disebut yang termasuk dalam Tahap 1, yang boleh diperhatikan bagi aset atau liabiliti, sama ada secara langsung atau tidak langsung; dan
- Input Tahap 3 adalah input yang tidak boleh diperhatikan bagi aset atau liabiliti.

Kumpulan mengenal pasti pemindahan antara hierarki nilai saksama pada tarikh peristiwa atau perubahan dalam keadaan yang menyebabkan pemindahan.

(c) Mata wang fungsian dan pembentangan

Penyata kewangan ini dibentangkan dalam Ringgit Malaysia (RM), yang merupakan mata wang fungsian Kumpulan dan Bank dan telah dibundarkan kepada ribu yang terdekat, kecuali dinyatakan sebaliknya.

(d) Penggunaan anggaran dan pertimbangan

Dalam penyediaan penyata kewangan, pengurusan dikehendaki membuat pertimbangan, anggaran dan andaian yang memberi kesan kepada penggunaan polisi perakaunan dan jumlah aset, liabiliti, pendapatan dan perbelanjaan. Keputusan sebenar mungkin berbeza daripada anggaran ini. Anggaran dan andaian asas disemak secara berterusan. Semakan ke atas anggaran perakaunan diiktiraf dalam penyata kewangan dalam tempoh di mana anggaran itu disemak dan dalam mana-mana tempoh akan datang yang rosotnilai.

Bahagian penting penganggaran, ketidakpastian dan pertimbangan kritikal yang digunakan dalam mengguna pakai dasar perakaunan yang mempunyai kesan penting dalam menentukan jumlah yang diiktiraf dalam penyata kewangan adalah seperti berikut:

(i) Kerugian rosotnilai atas pinjaman, pendahuluan dan pembiayaan

Kumpulan dan Bank menyemak portfolio pinjaman, pendahuluan dan pembiayaan untuk menentukan sama ada kerugian rosotnilai patut diiktiraf dalam untung atau rugi.

Pinjaman, pendahuluan dan pembiayaan dianggap sebagai rosotnilai apabila terdapat bukti objektif rosotnilai akibat daripada peristiwa kerugian yang telah merosotnilaikan anggaran aliran tunai masa depan pinjaman, pendahuluan dan pembiayaan tersebut selepas pengiktirafan awal.

NOTA KEPADA PENYATA KEWANGAN

1. ASAS PENYEDIAAN PENYATA KEWANGAN (SAMBUNGAN)

(d) Penggunaan anggaran dan pertimbangan (sambungan)

(i) Kerugian rosotnilai atas pinjaman, pendahuluan dan pembiayaan (sambungan)

Rosotnilai kolektif

Rosotnilai kolektif diaplikasi ke atas kumpulan pembiayaan dengan karakter risiko kredit yang sama, dan yang tidak dikelaskan di bawah rosotnilai individu.

Elaun kolektif mengambil kira kebarangkalian pembiayaan menjadi mungkir (atau kebarangkalian mungkir) dan anggaran kerugian apabila mungkir (atau kerugian mungkir) pembiayaan tertentu.

Kebarangkalian mungkir adalah hasil kumulatif tren mungkir untuk tempoh tertentu yang ditetapkan, sedangkan kerugian mungkir adalah diukur dengan mempertimbangkan nilai cagaran kepada pembiayaan dan anggaran tempoh pemulihan daripada cagaran.

Kebarangkalian mungkir mencerminkan sektor perniagaan untuk pembiayaan dan ditapis ke tahap graviti dari segi mungkir yang ditunjukkan oleh pembiayaan. Kadar untuk kebarangkalian mungkir mengambil aspek risiko sektor perniagaan.

(ii) Rosotnilai aset kewangan tersedia untuk jualan

Pada akhir setiap tempoh pelaporan, pihak pengurusan akan menilai sama ada terdapat bukti objektif rosotnilai akibat daripada satu atau lebih peristiwa yang berlaku selepas pengiktirafan awal pelaburan.

Rosotnilai sekuriti hutang

Sekuriti hutang rosotnilai jika terdapat tanda peristiwa kerugian telah berlaku sejak pengiktirafan awal. Ia biasanya mempunyai kesan negatif terhadap anggaran aliran tunai masa depan berkaitan dengan pembayaran balik sekuriti.

Rosotnilai sekuriti ekuiti

Bagi instrumen ekuiti, rosotnilai tidak dikenal pasti berdasarkan analisa unjuran aliran tunai seperti instrumen hutang di atas. Ia wujud kerana berlakunya peristiwa-peristiwa berikut:

a. penurunan signifikan dalam nilai saksama sekuriti di bawah kos asal (20%); atau

b. penurunan berpanjangan dalam nilai saksama sekuriti di bawah kos asal (9 bulan)

Peristiwa di atas ini dianggap bukti objektif bagi peruntukan rosotnilai atas sekuriti ekuiti.

(iii) Rosotnilai aset kewangan dipegang hingga matang

Kumpulan dan Bank menilai pada akhir setiap tempoh pelaporan sama ada terdapat bukti objektif rosotnilai pelaburan dipegang hingga matang yang disebabkan oleh satu atau lebih peristiwa kerugian yang mempunyai kesan ke atas anggaran aliran tunai masa hadapan bagi pelaburan kewangan atau kumpulan pelaburan kewangan yang boleh dianggarkan dengan pasti.

Jika terdapat bukti objektif rosotnilai, kerugian rosotnilai diiktiraf sebagai perbezaan antara kos pengambilalihan dan nilai semasa anggaran aliran tunai masa depan, ditolak sebarang kerugian rosotnilai nilai yang diiktiraf sebelumnya.

Jika pelaburan dipegang hingga matang mempunyai kadar keuntungan berubah, kadar diskaun untuk mengukur sebarang kerugian rosotnilai adalah kadar keuntungan semasa efektif yang ditentukan di bawah kontrak. Sebagai suaimanfaat praktikal, Kumpulan dan Bank boleh mengukur rosotnilai nilai atas asas nilai saksama instrumen menggunakan harga pasaran tersiar.

(iv) Aset cukai tertunda

Aset cukai tertunda diiktiraf ke atas kerugian cukai belum guna, elaun modal belum diserap dan perbezaan sementara yang boleh ditolak sehingga ke tahap di mana terdapat kemungkinan bahawa keuntungan cukai masa hadapan yang mencukupi boleh diperolehi untuk kegunaan cukai belum guna, elaun modal belum diserap dan perbezaan sementara tersebut. Pertimbangan signifikan oleh pengurusan diperlukan untuk menentukan jumlah aset cukai tertunda yang boleh diiktiraf, berdasarkan tempoh masa yang berkemungkinan dan tahap keuntungan boleh cukai hadapan, bersama-sama dengan strategi perancangan cukai masa hadapan.

NOTA KEPADA PENYATA KEWANGAN

1. ASAS PENYEDIAAN PENYATA KEWANGAN (SAMBUNGAN)

(d) Penggunaan anggaran dan pertimbangan (sambungan)

(v) Obligasi manfaat persaraan

Nilai kini obligasi pelan manfaat ditentukan bergantung kepada beberapa faktor yang ditentukan menggunakan beberapa andaian.

Andaian yang digunakan untuk menentukan kos bersih manfaat persaraan telah mengambil kira kadar diskaun, kadar inflasi perubatan kadar peningkatan gaji. Sebarang perubahan dalam andaian ini akan memberi kesan kepada amaun bawaan obligasi pelan manfaat ditentukan.

Kumpulan dan Bank menentukan kadar diskaun yang berpatutan pada setiap akhir tempoh pelaporan. Ia digunakan untuk menentukan nilai semasa anggaran aliran keluar tunai masa hadapan yang diperlukan bagi menyelesaikan obligasi pelan manfaat ditentukan tersebut. Dalam menentukan kadar diskaun yang bersesuaian, Kumpulan dan Bank mengambil kira kadar faedah bagi bon korporat berkualiti tinggi yang dinominasikan dalam mata wang di mana manfaat tersebut akan dibayar dan ianya mempunyai tempoh kematangan lebih kurang sama dengan tempoh obligasi pelan manfaat ditentukan tersebut.

Andaian utama yang digunakan dalam penganggaran obligasi masa hadapan Kumpulan dan Bank yang timbul daripada manfaat perubatan selepas perkhidmatan, manfaat persaraan/gratuiti dan manfaat kakitangan jangka panjang lain masing-masing dinyatakan dalam Nota 18.

(vi) Peruntukan untuk fi wakalah/pembiayaan Akaun Khas Individu (ISA) dan Akaun Unit Perlindungan (PUA)

Peruntukan untuk fi wakalah

Peruntukan telah dibuat untuk merekodkan kerugian masa hadapan yang tertentu, jika ada, kepada Pengendali Takaful yang timbul daripada servis kontrak polisi individu dengan peserta.

a. Produk caruman tunggal

Peruntukan dianggar berdasarkan nilai kini aktuari bagi perbelanjaan penyelenggaraan pada masa hadapan.

b. Produk lain

Peruntukan dianggarkan berdasarkan aliran wang tunai bersih masa hadapan yang didiskaunkan kepada Pengendali Takaful dengan menggunakan kaedah aktuari yang selaras dengan apa yang digunakan bagi bukan unit rizab dalam penanggung insurans hayat konvensional dikenali sebagai kaedah rizab “sterling”.

Andaian yang digunakan adalah selaras dengan apa yang digunakan dalam penilaian dana Tabarru’ dan andaian perbelanjaan Pengendali Takaful adalah berdasarkan kajian pengalaman Kumpulan.

Pembiayaan untuk ISA dan PUA

Kumpulan menyediakan pembiayaan kepada peserta untuk menyelesaikan caj Tabarru’ tertunggak kepada dana takaful keluarga bagi jumlah yang kekurangan dalam dana setiap peserta ISA dan PUA. Peruntukan untuk kerugian rosotnilai dibuat kepada pembiayaan ini dengan menggunakan anggaran nisbah luput bagi sijil-sijil yang terlibat. Selepas pembiayaan, peruntukan untuk kerugian rosotnilai akan dinyatakan semula sehingga jumlah asal dibekalkan untuk sijil peserta yang menambah kekurangan mereka manakala kerugian rosotnilai dihapus kira bagi sijil/manfaat yang luput.

(vii) Takaful

Penghutang takaful diiktiraf apabila terhutang dan pengiktirafan awal diukur pada nilai saksama pertimbangan yang diterima atau belum diterima. Selepas pengiktirafan awal, penghutang takaful diukur pada kos terlunas menggunakan kaedah kadar hasil efektif.

Jika terdapat bukti objektif bahawa penghutang takaful rosotnilai, Kumpulan mengurangkan jumlah bawaan penghutang takaful dengan sewajarnya dan mengiktiraf kerugian rosotnilai dalam untung atau rugi. Kumpulan mengumpulkan bukti objektif bahawa penghutang takaful dirosotnilaikan menggunakan proses yang sama bagi aset kewangan yang dibawa pada kos terlunas. Kerugian rosotnilai dikira di bawah kaedah sama yang digunakan untuk aset kewangan. Proses-proses ini telah dijelaskan di Nota 2(i)(v). Penghutang Takaful dinyahiktiraf apabila kriteria penyahiktirafan bagi aset kewangan telah dipenuhi.

NOTA KEPADA PENYATA KEWANGAN

1. ASAS PENYEDIAAN PENYATA KEWANGAN (SAMBUNGAN)

(d) Penggunaan anggaran dan pertimbangan (sambungan)

(viii) Dana takaful am – Peruntukan untuk tuntutan tertunggak

Peruntukan yang berlaku tetapi tidak dilaporkan adalah berdasarkan anggaran kos muktamad bagi semua tuntutan yang berlaku tetapi tidak diselesaikan pada akhir tempoh pelaporan, sama ada dilaporkan atau tidak, bersama-sama dengan tuntutan yang berkaitan dengan kos pengendalian dan pengurangan nilai penyelamatan yang dijangka dan lain-lain pemulihan. Kelewatan boleh berlaku dalam pemberitahuan dan penjelasan dalam beberapa jenis tuntutan. Oleh itu, kos muktamad tuntutan ini tidak boleh diketahui dengan pasti pada akhir tempoh pelaporan. Liabiliti ini dikira pada akhir tempoh pelaporan dengan menggunakan pelbagai teknik unjuran tuntutan piawaian aktuari berdasarkan data empirik dan andaian semasa yang boleh merangkumi margin untuk sisihan negatif. Liabiliti ini tidak didiskaunkan untuk nilai masa wang. Tiada peruntukan untuk rizab penyamaan atau malapetaka diiktiraf. Liabiliti ini tidak lagi diiktiraf apabila kontrak luput, ditamatkan atau dibatalkan.

Sebagaimana dengan semua unjuran, terdapat unsur-unsur ketidaktentuan, maka unjuran tuntutan masa hadapan mungkin berbeza daripada pengalaman tuntutan sebenar disebabkan tahap ketidakpastian yang terlibat dalam mengunjurkan tuntutan masa hadapan adalah berdasarkan pengalaman tuntutan lepas. Ketidaktentuan ini berlaku dari perubahan dalam dasar risiko, perubahan dalam penyebaran risiko, masa dan jumlah penyelesaian tuntutan serta ketidakpastian dalam model unjuran dan asas andaian.

(ix) Dana takaful keluarga - Peruntukan untuk tuntutan tertunggak

Bagi perniagaan kumpulan keluarga, peruntukan dibuat bagi kos tuntutan bersama dengan perbelanjaan yang berkaitan dan yang berlaku tetapi tidak dilaporkan bagi kemalangan dan perlindungan kesihatan pada akhir tempoh pelaporan. Kos muktamad bagi tuntutan tertunggak adalah dianggar dengan menggunakan pelbagai teknik unjuran tuntutan piawaian aktuari, seperti Chain Ladder, Bornheutter-Ferguson dan Nisbah Rugi Muktamad oleh aktuari Kumpulan yang berkelayakan. Bagi semua unjuran, terdapat unsur-unsur yang tidak menentu maka pengalaman tuntutan masa hadapan mungkin berbeza daripada pengalaman tuntutan sebenar disebabkan tahap ketidakpastian yang terlibat dalam mengunjurkan tuntutan masa hadapan adalah berdasarkan pengalaman tuntutan lepas.

Ketidaktentuan ini berlaku disebabkan perubahan dalam dasar risiko, perubahan dalam penyebaran risiko, masa dan jumlah penyelesaian tuntutan serta ketidakpastian dalam model unjuran dan asas andaian.

(x) Dana takaful keluarga - Rizab aktuari

Liabiliti aktuari bagi produk berkaitan dengan pelaburan dan produk bukan berkaitan dengan pelaburan dikira menggunakan kaedah aliran tunai didiskaun untuk memastikan sebarang aliran tunai negatif masa hadapan akibat kekurangan caj Tabarru' untuk memenuhi jangkaan perbelanjaan manfaat keluar dihapuskan.

Liabiliti takaful keluarga diiktiraf apabila kontrak dimeterai dan caruman dikenakan.

Liabiliti ini diukur dengan menggunakan kaedah penilaian aktuari prospektif. Liabiliti ini ditentukan sebagai jumlah nilai kini manfaat masa hadapan yang ditolak dengan nilai kini bagi pertimbangan kasar masa hadapan yang timbul daripada sijil yang didiskaunkan pada kadar diskaun risiko yang bersesuaian. Liabiliti ini berdasarkan andaian anggaran terbaik dan dengan mengambil kira pengalaman penting kebelakangan ini. Jumlah yang sesuai bagi peruntukan margin risiko untuk sisihan negatif daripada jangkaan pengalaman dibuat dalam penilaian liabiliti.

Bagi sijil keluarga di mana sebahagian daripada atau keseluruhan caruman terkumpul dalam suatu dana, jumlah yang terkumpul seperti yang diisytiharkan kepada peserta akan ditetapkan sebagai liabiliti. Pensifaran diaplikasi pada peringkat sijil dan tiada sijil dianggap sebagai aset di bawah kaedah penilaian yang diguna pakai.

Pelarasan kepada liabiliti pada setiap akhir tempoh pelaporan adalah direkodkan dalam untung atau rugi. Keuntungan daripada margin sisihan negatif di atas kontrak larian diiktiraf dalam untung atau rugi sepanjang hayat kontrak manakala kerugian diiktiraf sepenuhnya dalam untung atau rugi pada tahun pertama larian.

Liabiliti ini tidak diiktirafkan apabila kontrak luput, ditamatkan atau dibatalkan. Pada setiap akhir tempoh pelaporan, satu penilaian dibuat sama ada liabiliti takaful keluarga yang diiktiraf adalah mencukupi dengan menggunakan ujian kecukupan liabiliti yang sedia ada.

Apa-apa kekurangan direkodkan dalam untung atau rugi dengan penubuhan rizab teknikal bagi kerugian tersebut. Pada tempoh berikutnya, liabiliti bagi suatu blok perniagaan yang telah gagal ujian kecukupan adalah berdasarkan andaian-andaian yang ditubuhkan pada masa pengiktirafan kerugian. Kerugian yang terhasil daripada ujian kecukupan liabiliti boleh ditarikbalik dalam tahun-tahun masa hadapan jika rosotnilai tidak lagi wujud.

Sebagaimana dengan semua unjuran, terdapat unsur-unsur ketidaktentuan dan oleh itu liabiliti yang diunjurkan mungkin akan berbeza daripada liabiliti yang sebenar disebabkan tahap penting ketidakpastian yang terlibat dalam kadar diskaun yang digunakan dan juga andaian kematian dan kesihatan.

NOTA KEPADA PENYATA KEWANGAN

2. DASAR-DASAR PERAKAUNAN PENTING

Dasar-dasar perakaunan yang dinyatakan di bawah telah diguna pakai secara konsisten untuk semua tempoh yang dibentangkan dalam penyata kewangan ini, dan telah digunakan secara konsisten oleh Kumpulan dan Bank, kecuali dinyatakan sebaliknya.

(a) Asas penyatuan

(i) Subsidiari dan asas penyatuan

Penyata kewangan yang disatukan merangkumi penyata kewangan Bank dan entiti yang dikawal oleh Bank dan subsidiarinya. Kawalan dicapai apabila Bank:

- mempunyai kuasa atas penerima pelaburan;
- terdedah atau mempunyai hak, pulangan berubah-ubah dari penglibatannya dengan menerima pelaburan; dan
- mempunyai keupayaan untuk menggunakan kuasanya untuk memberi kesan kepada pulangan.

Bank menaksir semula sama ada ia mengawal satu penerima pelaburan jika fakta dan keadaan menunjukkan bahawa terdapat perubahan kepada satu atau lebih tiga unsur kawalan yang disenaraikan di atas.

Apabila Bank mempunyai hak mengundi kurang daripada majoriti di dalam penerima pelaburan, ianya mempunyai kuasa ke atas penerima pelaburan apabila hak mengundinya cukup untuk memberikan kebolehan praktikal dalam mentadbir aktiviti relevan penerima pelaburan secara unilateral. Bank mempertimbangkan semua fakta relevan dan keadaan dalam menaksir sama ada hak mengundi Bank dalam satu penerima pelaburan adalah mencukupi untuk memberi ia kuasa, termasuk:

- saiz pegangan hak mengundi Bank berbanding dengan saiz dan penyerakan pemegangan pemegang-pemegang undian yang lain;
- potensi hak mengundi dipegang oleh Bank, pemegang-pemegang undian lain atau pihak lain;
- hak terhasil daripada persetujuan kontrak lain; dan
- mana-mana fakta tambahan dan keadaan yang menunjukkan bahawa Bank mempunyai, atau tidak mempunyai, kebolehan untuk mentadbir aktiviti relevan pada masa keputusan perlu dibuat, termasuk corak pengundian di mesyuarat pemegang saham sebelumnya

Penyatuan subsidiari bermula apabila Bank mendapatkan kawalan ke atas subsidiari dan terhenti apabila Bank hilang kawalan terhadap subsidiari itu. Secara khusus, pendapatan dan perbelanjaan dalam subsidiari yang diambil alih atau dilupuskan di dalam tahun kewangan dimasukkan di dalam untung atau rugi dari tarikh Bank mendapat kawalan sehingga tarikh Bank berhenti mengawal subsidiari.

Untung atau rugi dan setiap komponen pendapatan komprehensif lain diagihkan kepada pemilik Bank dan kepada kepentingan bukan kawalan. Jumlah pendapatan komprehensif subsidiari diagihkan kepada pemilik Bank dan kepada kepentingan bukan kawalan walaupun menyebabkan keputusan kepentingan bukan kawalan mempunyai baki defisit.

Jika perlu, pelarasan dibuat kepada penyata kewangan subsidiari dengan melaraskan polisi perakaunan mereka sejajar dengan dasar-dasar perakaunan Kumpulan.

Semua aset dan liabiliti dalam ahli kumpulan, ekuiti, pendapatan, perbelanjaan dan aliran tunai yang berkaitan dengan urus niaga di antara ahli-ahli Kumpulan dihapuskan sepenuhnya semasa penyatuan.

NOTA KEPADA PENYATA KEWANGAN

2. DASAR-DASAR PERAKAUNAN PENTING (SAMBUNGAN)

(a) Asas penyatuan (sambungan)

(i) Subsidiari dan asas penyatuan (sambungan)

Perubahan dalam kepentingan pemilikan Kumpulan dalam subsidiari

Perubahan dalam kepentingan pemilikan Kumpulan dalam subsidiari yang tidak menyebabkan kehilangan kawalan Kumpulan diambil kira sebagai urusniaga ekuiti. Amaun bawaan bagi kepentingan Kumpulan dan kepentingan bukan kawalan dilaraskan untuk mencerminkan perubahan dalam kepentingan relatif dalam subsidiari. Sebarang perbezaan di antara amaun yang mana kepentingan bukan kawalan dilaraskan dan nilai saksama pertimbangan yang dibayar atau diterima diiktiraf secara langsung dalam ekuiti pemilikan Bank.

Apabila Kumpulan kehilangan kawalan ke atas subsidiari, keuntungan atau kerugian diiktiraf dalam untung atau rugi dan dikira sebagai perbezaan di antara:

a. agregat nilai saksama pertimbangan yang diterima dan nilai saksama sebarang kepentingan tertangguh; dan

b. amaun bawaan terdahulu oleh aset (termasuk muhibah) dan liabiliti subsidiari dan sebarang kepentingan bukan kawalan.

Semua jumlah yang sebelum ini diiktiraf di dalam pendapatan komprehensif lain yang berkenaan dengan subsidiari tersebut diambil kira seolah-olah Kumpulan telah melupuskan aset atau liabiliti yang berkenaan subsidiari (iaitu dikelaskan semula sebagai untung atau rugi dan dipindahkan ke satu lagi kategori ekuiti seperti yang ditetapkan/dibenarkan oleh MFRS). Nilai saksama bagi apa-apa pelaburan tertahan oleh bekas subsidiari pada tarikh apabila kawalan hilang dianggap sebagai nilai saksama pada pengiktirafan awal bagi perakaunan berikutnya di bawah MFRS 139 *Instrumen Kewangan: Pengiktirafan dan Pengukuran* atau, di mana berkenaan, kos pada pengiktirafan awal pelaburan dalam syarikat bersekutu atau usaha sama.

Kombinasi Perniagaan

Pengambilalihan subsidiari dan perniagaan diambil kira dengan menggunakan kaedah pengambilalihan. Pertimbangan yang dipindahkan di dalam kombinasi perniagaan ini diukur pada nilai saksama di mana ia dikira sebagai jumlah pengambilalihan pada tarikh nilai saksama aset yang dipindahkan oleh Kumpulan, liabiliti yang ditanggung oleh Kumpulan kepada penerima pemilik aset terdahulu dan instrumen ekuiti yang diterbitkan oleh Kumpulan dalam pertukaran untuk kawalan subsidiari yang diambil alih. Kos berkaitan pengambilalihan yang terlibat diiktiraf dalam untung atau rugi apabila ditanggung.

Pada tarikh pengambilalihan, aset dikenal pasti dan liabiliti yang diambil alih dianggap diiktiraf pada nilai saksama, kecuali:

- aset atau liabiliti cukai tertunda atau aset atau liabiliti yang berkaitan dengan pengaturan manfaat pekerja adalah diiktiraf dan diukur selaras dengan MFRS 112 *Cukai Pendapatan* dan MFRS 119 *Manfaat Pekerja*;
- liabiliti atau instrumen ekuiti yang berkaitan dengan pengaturan pembayaran berasaskan saham oleh penerima atau pengaturan pembayaran berasaskan saham oleh Kumpulan dimasukkan bagi menggantikan pengaturan pembayaran berasaskan saham oleh penerima yang diukur mengikut MFRS 2 *Pembayaran berasaskan Saham* pada tarikh pengambilalihan; dan
- aset (atau kumpulan penyingkiran) yang diklasifikasikan sebagai dipegang untuk jualan selaras dengan MFRS 5 *Aset Bukan Semasa Dipegang untuk Jualan dan Penamatan Kendalian* adalah diukur mengikut Piawaian tersebut.

Muhibah adalah diukur sebagai lebihan jumlah pertimbangan yang dipindahkan, apa-apa amaun kepentingan bukan kawalan semasa diambilalih, dan nilai saksama kepentingan ekuiti pemeroleh yang sebelum ini diambilalih (jika ada) ke atas amaun bersih pengambilalihan nilai pada tarikh jumlah aset dikenalpasti diambilalih dan liabiliti yang ditanggung. Jika, selepas penilaian semula, jumlah bersih pengambilalihan-tarikh aset dikenalpasti diambilalih dan liabiliti yang ditanggung melebihi jumlah pertimbangan yang dipindahkan, apa-apa amaun kepentingan bukan kawalan yang diambilalih dan nilai saksama ekuiti pemerolehan yang sebelum ini mempunyai kepentingan dalam syarikat yang diambilalih (jika ada), lebihan tersebut diiktiraf serta-merta dalam untung atau rugi sebagai keuntungan tawaran pembelian.

Kepentingan bukan kawalan adalah kepentingan pemilikan yang hadir dan melayakkan pemegangnya untuk berkongsi satu kadar aset bersih entiti sekiranya berlaku pembubaran yang mungkin pada mulanya diukur sama ada pada nilai saksama atau mengikut bahagian bersekadar dengan kepentingan bukan kawalan melalui jumlah yang diiktiraf daripada aset bersih yang boleh dikenalpasti. Asas pilihan pengukuran dibuat berdasarkan transaksi-transaksi. Lain-lain jenis kepentingan bukan kawalan diukur pada nilai saksama atau, apabila berkenaan, atas dasar yang dinyatakan dalam piawaian lain.

NOTA KEPADA PENYATA KEWANGAN

2. DASAR-DASAR PERAKAUNAN PENTING (SAMBUNGAN)

(a) Asas penyatuan (sambungan)

(i) Subsidiari dan asas penyatuan (sambungan)

Kombinasi Perniagaan (sambungan)

Jika pertimbangan yang dipindahkan oleh Kumpulan dalam penggabungan perniagaan termasuk aset atau liabiliti yang terhasil daripada pengaturan kontinjen, pertimbangan kontinjen diukur pada nilai saksama semasa tarikh pengambilalihan. Perubahan dalam nilai saksama pertimbangan kontinjen yang layak ke atas pelarasan tempoh pengukuran diselaraskan secara retrospektif, dengan pelarasan yang sepadan terhadap muhibah. Pelarasan tempoh pengukuran adalah pelarasan yang timbul daripada maklumat tambahan yang diperoleh semasa "tempoh pengukuran" (yang tidak boleh melebihi satu tahun dari tarikh pengambilalihan) mengenai fakta dan keadaan yang wujud pada tarikh pengambilalihan.

Perakaunan yang berikutnya bagi perubahan dalam nilai saksama pertimbangan luar jangka yang tidak layak sebagai pelarasan tempoh pengukuran bergantung kepada bagaimana pertimbangan kontijen diklasifikasikan. Pertimbangan kontinjen yang diklasifikasikan sebagai ekuiti tidak diukur semula pada tarikh laporan berikutnya dan penyelesaian berikutnya adalah diambilkira dalam ekuiti. Pertimbangan kontinjen yang diklasifikasikan sebagai aset atau liabiliti diukur semula pada tarikh pelaporan berikutnya selaras dengan MFRS 139 *Instrumen Kewangan: Pengiktirafan dan Pengukuran* atau MFRS 137 *Peruntukan, Liabiliti Luarjangka dan Aset Luarjangka,* sebagaimana yang sesuai, dengan keuntungan atau kerugian sepadan yang diiktiraf dalam untung rugi.

Jika kepentingan ekuiti di mana kombinasi perniagaan dicapai secara berperingkat-peringkat, Kumpulan sebelumnya telah memegang kepentingan ekuiti akan diukur semula pada nilai saksama mengikut tarikh pengambilalihan tersebut (iaitu tarikh apabila Kumpulan mencapai kawalan) dan keuntungan atau kerugian yang terhasil, jika ada, diiktiraf dalam untung rugi. Jumlah yang timbul daripada kepentingan yang diambilalih sebelum tarikh pengambilalihan di mana sebelum ini telah diiktiraf dalam pendapatan komprehensif lain diklasifikasikan kepada untung atau rugi, di mana keadaan itu akan menjadi sesuai jika kepentingan itu telah dilupuskan.

Jika permulaan perakaunan bagi penggabungan perniagaan adalah tidak lengkap menjelang akhir tempoh pelaporan di mana gabungan itu berlaku, Kumpulan melaporkan jumlah sementara bagi barangan yang perakaunannya adalah lengkap. Jumlah sementara diselaraskan dalam tempoh pengukuran (seperti di atas), atau aset atau liabiliti tambahan diiktiraf, untuk mencerminkan maklumat baru yang diperolehi tentang fakta dan keadaan yang wujud pada tarikh pengambilalihan itu, jika diketahui, akan menrosotnilaikan amaun yang diiktiraf pada tarikh berkenaan.

Subsidiari

Pelaburan dalam subsidiari yang dihapuskan semasa penyatuan, dinyatakan pada kos ditolak kerugian rosotnilai, jika ada, dalam penyata kewangan Bank yang berasingan.

(ii) Pelaburan dalam syarikat bersekutu

Syarikat bersekutu adalah entiti di mana Kumpulan mempunyai pengaruh penting. Pengaruh penting adalah kuasa untuk mengambil bahagian dalam keputusan dasar kewangan dan operasi syarikat bersekutu tetapi tidak mempunyai kawalan atau kawalan bersama ke atas dasar-dasar tersebut.

Keputusan dan aset dan liabiliti syarikat bersekutu diambil kira di dalam penyata kewangan yang disatukan menggunakan kaedah perakaunan ekuiti, kecuali apabila pelaburan, atau sebahagian daripadanya, diklasifikasikan sebagai dipegang untuk jualan, di mana ianya akan diambil kira selaras dengan MFRS 5. Di bawah kaedah ekuiti, pelaburan di dalam syarikat bersekutu pada mulanya diiktiraf di dalam penyata kedudukan kewangan pada kos dan diselaraskan kemudiannya untuk mengiktiraf untung atau rugi dan pendapatan komprehensif lain Kumpulan ke atas syarikat bersekutu. Apabila bahagian kerugian Kumpulan dalam syarikat bersekutu melebihi kepentingan Kumpulan dalam syarikat bersekutu berkenaan (termasuk sebarang kepentingan jangka panjang yang pada amnya, merupakan sebahagian daripada pelaburan bersih Kumpulan dalam syarikat bersekutu), Kumpulan tidak meneruskan mengiktiraf bahagiannya dalam kerugian. Kerugian tambahan diiktiraf hanya setakat di mana Kumpulan menanggung obligasi perundangan atau konstruktif atau membuat pembayaran bagi pihak syarikat bersekutu.

Pelaburan dalam syarikat bersekutu diambil kira dengan menggunakan kaedah ekuiti dari tarikh di mana pelaburan menjadi syarikat bersekutu. Sebarang lebihan kos pengambilalihan ke atas kepentingan Kumpulan dalam nilai saksama aset, liabiliti dan liabiliti luar jangka bersih yang dikenal pasti adalah mewakili muhibah, di mana ia dimasukkan di dalam amaun bawaan pelaburan. Sebarang lebihan kepentingan Kumpulan dalam nilai saksama bersih aset dan liabiliti yang boleh dikenal pasti ke atas kos pelaburan, selepas penilaian semula, diiktiraf serta merta di dalam untung atau rugi dalam tempoh di mana pelaburan tersebut diperoleh.

Keperluan MFRS 139 digunakan untuk menentukan sama ada ia perlu untuk mengiktiraf sebarang rosotnilai bagi pelaburan Kumpulan dalam syarikat bersekutu. Apabila perlu, keseluruhan amaun bawaan pelaburan (termasuk muhibah) diuji untuk rosotnilai mengikut MFRS 136 *Rosotnilai Aset* sebagai aset tersendiri dengan membandingkan amaun boleh pulih (lebih tinggi daripada nilai yang digunakan dan nilai saksama ditolak kos pelupusan) dengan amaun bawaan. Sebarang kerugian rosotnilai yang diiktiraf membentuk sebahagian dengan amaun bawaan pelaburan. Sebarang keterbalikan kerugian rosotnilai diiktiraf mengikut MFRS 136 setakat mana amaun boleh pulih pelaburan kemudiannya meningkat.

NOTA KEPADA PENYATA KEWANGAN

2. DASAR-DASAR PERAKAUNAN PENTING (SAMBUNGAN)

(a) Asas penyatuan (sambungan)

(ii) Pelaburan dalam syarikat bersekutu

Kumpulan tidak meneruskan penggunaan kaedah ekuiti dari tarikh pelaburan terhenti menjadi syarikat bersekutu atau apabila pelaburan tersebut dikelaskan sebagai dipegang untuk jualan. Apabila Kumpulan mengekalkan kepentingan dalam bekas syarikat bersekutu dan kepentingan yang dikekalkan adalah aset kewangan, Kumpulan mengukur kepentingan dikekal pada nilai saksama pada tarikh tersebut dan nilai saksama adalah dianggap sebagai nilai saksama pada pengiktirafan awal mengikut MFRS 139. Perbezaan di antara amaun bawaan syarikat bersekutu pada tarikh kaedah ekuiti dihentikan, dan nilai saksama sebarang kepentingan dikekal dan apa-apa hasil daripada melupuskan sebahagian kepentingan dalam syarikat bersekutu diambil kira dalam penentuan keuntungan atau kerugian di atas pelupusan syarikat bersekutu. Di samping itu, Kumpulan akan mengambil kira semua jumlah yang sebelum ini diiktiraf dalam pendapatan komprehensif lain berkenaan dengan syarikat bersekutu sama seperti dasar yang akan disyaratkan jika syarikat bersekutu telah secara langsung melupuskan aset atau liabiliti yang berkaitan. Oleh itu, sekiranya keuntungan atau kerugian yang dahulunya diiktiraf dalam pendapatan komprehensif lain oleh syarikat bersekutu akan dikelaskan semula kepada untung atau rugi ke atas pelupusan aset atau liabiliti. Kumpulan mengklasifikasikan semula keuntungan atau kerugian daripada ekuiti kepada untung atau rugi (sebagai pelarasan klasifikasi semula) apabila kaedah ekuiti dihentikan.

Kumpulan masih menggunakan kaedah ekuiti apabila pelaburan dalam syarikat bersekutu menjadi satu pelaburan dalam usahasama. Tidak ada pengukuran semula nilai saksama kepada sebarang perubahan dalam kepentingan pemilikan.

Apabila Kumpulan mengurangkan kepentingan pemilikannya dalam syarikat bersekutu tetapi Kumpulan terus menggunakan kaedah ekuiti, Kumpulan mengklasifikasikan semula kepada untung atau rugi bahagian keuntungan atau kerugian yang sebelum ini telah diiktiraf dalam pendapatan komprehensif lain sehubungan dengan pengurangan dalam kepentingan pemilikan jika keuntungan atau kerugian akan dikelaskan semula kepada untung atau rugi ke atas pelupusan aset atau liabiliti yang berkaitan.

Apabila sekumpulan entiti berurusniaga dengan syarikat bersekutu Kumpulan, untung atau rugi dari urus niaga dengan syarikat bersekutu diiktiraf dalam penyata kewangan yang disatukan hanya setakat kepentingan Kumpulan dalam syarikat bersekutu yang tidak berkaitan dengan Kumpulan.

(b) Urus niaga mata wang asing

Urus niaga dalam mata wang asing ditukarkan kepada mata wang fungsian bagi setiap entiti dalam Kumpulan pada kadar pertukaran pada tarikh urus niaga.

Aset dan liabiliti kewangan dalam mata wang asing pada akhir tempoh pelaporan ditukarkan kepada mata wang fungsian pada kadar pertukaran pada tarikh tersebut.

Aset dan liabiliti bukan kewangan dalam mata wang asing yang diukur pada nilai saksama ditukarkan kepada mata wang fungsian pada kadar pertukaran pada tarikh nilai saksama ditentukan. Perbezaan mata wang asing yang timbul daripada pertukaran semula diiktiraf dalam untung atau rugi.

(c) Pendapatan faedah dan pembiayaan dan perbelanjaan

Semua instrumen kewangan yang diukur pada kos terlunas dan aset kewangan yang menjana faedah/keuntungan diklasifikasikan sebagai dipegang untuk dagangan dan sekuriti tersedia untuk jualan, pendapatan faedah dan pembiayaan dan perbelanjaan diiktiraf di bawah pendapatan faedah, perbelanjaan faedah dan pendapatan bersih bagi operasi Perbankan Islam dalam untung atau rugi menggunakan kaedah faedah/keuntungan efektif.

Kaedah faedah/keuntungan efektif adalah kaedah pengiraan kos aset dan liabiliti kewangan yang dilunaskan dan mengagihkan pendapatan faedah/pembiayaan atau perbelanjaan dalam tempoh yang berkenaan. Kadar faedah/keuntungan efektif adalah kadar diskaun anggaran pembayaran tunai masa hadapan atau penerimaan melalui jangka hayat instrumen kewangan atau tempoh yang lebih singkat kepada jumlah bersih amaun bawaan bagi aset atau liabiliti kewangan. Pengiraan ini mengambil kira semua syarat kontrak instrumen kewangan tetapi tidak mengambil kira kerugian kredit masa hadapan. Yuran dan kos urus niaga yang ketara adalah penting kepada kadar faedah efektif dan kiraan premium atau diskaun.

Pendapatan daripada kontrak berasaskan jual-beli diiktiraf menggunakan asas kadar keuntungan efektif ke atas tempoh kontrak berdasarkan jumlah pokok belum dijelaskan manakala pendapatan daripada Ijarah (kontrak berasaskan pajakan) diiktiraf menggunakan asas kadar keuntungan efektif ke atas tempoh pajakan.

Bagi aset kewangan yang telah rosotnilai di mana nilai aset kewangan telah dikurangkan akibat kerugian rosotnilai, pendapatan faedah/pembiayaan terus diiktiraf menggunakan kadar faedah/keuntungan dengan mendiskaunkan aliran tunai masa hadapan bagi tujuan mengukur kerugian rosotnilai.

NOTA KEPADA PENYATA KEWANGAN

2. DASAR-DASAR PERAKAUNAN PENTING (SAMBUNGAN)

(d) Pendapatan dan perbelanjaan fi dan komisyen

Pendapatan dan perbelanjaan fi dan komisyen yang integral dengan kadar pendapatan faedah/pembiayaan efektif ke atas aset atau liabiliti kewangan dimasukkan dalam pengukuran kadar pendapatan faedah/pembiayaan efektif.

Kos sampingan dan pendapatan komisyen merangkumi fi servis akaun, fi pengurusan pelaburan, komisyen jualan, fi penempatan pinjaman bersindiket diiktiraf selepas perkhidmatan berkaitan dilaksanakan. Apabila komitmen pinjaman tidak dijangka dikeluarkan dari pinjaman, fi komitmen pinjaman berkenaan diiktiraf atas dasar sama rata sepanjang tempoh komitmen tersebut.

Lain-lain fi terutamanya berkaitan dengan urus niaga dan fi perkhidmatan, diambil kira sebagai perbelanjaan apabila perkhidmatan diberikan.

Fi wakalah, perbelanjaan komisyen dan perbelanjaan pengurusan

Selaras dengan prinsip-prinsip Wakalah seperti yang diluluskan oleh Jawatankuasa Syariah dan dipersetujui oleh pemegang polisi dan Pengendali Takaful, peratusan yang dipersetujui ke atas sumbangan kasar akan dikenakan oleh dana Pengendali Takaful secara pendahuluan kepada dana takaful am dan takaful keluarga sebagai fi wakalah.

Fi wakalah yang dikenakan oleh dana Pengendali Takaful daripada peserta digunakan untuk membayar semua perbelanjaan pengurusan dan perbelanjaan komisyen Pengendali Takaful, yang telah ditanggung bagi pihak dana takaful am dan keluarga. Semua perbelanjaan pengurusan diiktiraf oleh Pengendali Takaful apabila berlaku.

Perbelanjaan komisyen, iaitu kos langsung yang telah ditanggung dalam mendapatkan caruman ke atas sijil takaful diiktiraf oleh Pengendali Takaful sebagai perbelanjaan dan diperuntukkan sewajarnya dalam tempoh di mana ia berkemungkinan menghasilkan pendapatan.

(e) Dividen

Pendapatan dividen daripada subsidiari, syarikat bersekutu dan pelaburan lain diiktiraf apabila hak para pemegang saham untuk menerima bayaran telah ditentukan.

(f) Pendapatan sewa

Pendapatan sewa daripada pelaburan hartanah diiktiraf dalam untung atau rugi berasaskan garis lurus sepanjang tempoh pajakan. Insentif pajakan yang diberikan diiktiraf sebagai sebahagian penting daripada jumlah pendapatan sewa di sepanjang tempoh pajakan. Pendapatan sewa daripada hartanah dipajak yang dipajak semula diiktiraf sebagai pendapatan lain.

(g) Geran kerajaan

Geran kerajaan tidak diiktiraf sehingga terdapat kepastian yang munasabah bahawa Bank akan mematuhi syarat-syarat yang dikenakan kepada mereka dan bahawa geran tersebut akan diterima.

Geran kerajaan diiktiraf dalam untung atau rugi secara sistematik sepanjang tempoh di mana Bank mengiktirafkannya sebagai perbelanjaan kos yang berkaitan di mana geran bertujuan untuk digunakan. Secara amnya, geran kerajaan di mana syarat utama adalah Bank perlu membeli, membina atau memperoleh aset bukan semasa diiktiraf sebagai hasil tertunda dalam penyata kedudukan kewangan dan dilunaskan kepada untung atau rugi secara sistematik dan rasional ke atas jangka hayat aset tersebut.

Geran kerajaan yang diterima sebagai pampasan untuk perbelanjaan atau kerugian yang bertujuan memberi bantuan kewangan segera kepada Bank dengan tiada kos berkaitan masa depan diiktiraf dalam untung atau rugi dalam tempoh di mana ia dikira akan diterima.

Manfaat daripada pinjaman kerajaan pada kadar faedah di bawah kadar faedah pasaran dianggap sebagai geran kerajaan diukur sebagai perbezaan di antara perolehan yang diterima dan nilai saksama pinjaman berdasarkan kadar faedah pasaran semasa.

NOTA KEPADA PENYATA KEWANGAN

2. DASAR-DASAR PERAKAUNAN PENTING (SAMBUNGAN)

(h) Pencukaian

Perbelanjaan cukai pendapatan terdiri daripada cukai semasa yang perlu dibayar dan cukai tertunda. Cukai semasa dan cukai tertunda diiktiraf di dalam untung atau rugi kecuali pada tahap di mana ia berkaitan dengan penggabungan perniagaan atau perkara yang diiktiraf secara langsung dalam ekuiti atau pendapatan komprehensif lain.

Cukai semasa yang perlu dibayar adalah berdasarkan kepada untung atau rugi boleh cukai untuk tahun tersebut dan dikira menggunakan kadar cukai yang telah digubal atau digubal secara substantif pada akhir tempoh laporan.

Cukai tertunda diiktiraf atas perbezaan sementara antara amaun dibawa aset dan liabiliti dalam penyata kewangan dan asas cukai berkaitan yang digunakan dalam pengiraan keuntungan boleh cukai. Cukai tertunda diiktiraf untuk semua perbezaan ditolak sementara, kerugian cukai belum digunakan dan kredit cukai belum digunakan setakat mana terdapat kemungkinan bahawa keuntungan boleh cukai masa depan yang mencukupi akan tersedia di mana perbezaan-perbezaan sementara yang boleh ditolak, kerugian cukai belum digunakan dan kredit cukai belum digunakan. Aset cukai tertunda itu dan liabiliti tidak diiktiraf sekiranya perbezaan sementara timbul daripada muhibah atau daripada pengiktirafan awal aset atau liabiliti dalam urusniaga yang bukan kombinasi perniagaan dan tidak menrosotnilaikan sama ada perakaunan atau keuntungan boleh cukai atau kerugian.

Cukai tertunda diukur pada kadar cukai yang dijangka akan dipakai dalam tempoh di mana liabiliti dilangsaikan atau aset direalisasikan, berdasarkan undang-undang yang telah digubal atau digubal secara substantif pada akhir tempoh laporan. Pengukuran liabiliti dan aset cukai tertunda mencerminkan kesan cukai seperti mana Kumpulan dan Bank menjangkakan pada akhir tempoh pelaporan, untuk memperoleh atau melangsaikan amaun bawaan aset dan liabilitinya.

Amaun dibawa bagi aset cukai tertunda dinilai semula pada setiap akhir tempoh pelaporan dan dikurangkan sehingga tiada kemungkinan bahawa keuntungan boleh cukai yang mencukupi akan tersedia untuk membolehkan semua atau sebahagian daripada aset tersebut diperolehi semula.

Aset dan liabiliti cukai tertunda diimbangi apabila terdapat hak yang boleh dikuatkuasakan untuk mengimbangi aset cukai semasa terhadap liabiliti cukai semasa dan apabila ia berkaitan dengan cukai pendapatan yang dikenakan oleh pihak berkuasa percukaian yang sama dan Kumpulan dan Bank berhasrat untuk menyelesaikan aset cukai semasa mereka dan liabiliti atas nilai bersih.

(i) Instrumen kewangan

(i) Pengiktirafan

Aset dan liabiliti kewangan diiktiraf dalam penyata kedudukan kewangan apabila dan hanya apabila Kumpulan dan Bank menjadi pihak dalam peruntukan kontrak instrumen tersebut.

Aset dan liabiliti kewangan pada awalnya diukur pada nilai saksama. Kos transaksi yang berkaitan secara langsung dengan pemerolehan atau terbitan instrumen kewangan akan ditambah atau ditolak (selain daripada aset dan liabiliti kewangan pada nilai saksama melalui untung atau rugi).

Derivatif terbenam diiktiraf secara berasingan daripada kontrak utama dan diambil kira sebagai derivatif sekiranya, dan hanya sekiranya, ia tidak berkait rapat dengan ciri-ciri ekonomi dan risiko kontrak utama dan kontrak utama tidak dikategorikan sebagai nilai saksama melalui untung atau rugi. Kontrak utama, sekiranya ada derivatif terbenam diiktiraf secara berasingan, ia diambil kira mengikut polisi diguna pakai kepada sifat kontrak utama.

(ii) Penyahiktirafan

Aset kewangan atau sebahagian daripadanya hanya dinyahiktiraf apabila hak kontraktual kepada aliran tunai dari aset kewangan tersebut berakhir atau aset kewangan tersebut dipindahkan kepada pihak lain tanpa kawalannya dikekalkan atau sebahagian besar risiko atau ganjaran hakmilik terhadap aset tersebut. Ketika penyahiktirafan aset kewangan, perbezaan antara amaun bawaan aset dan jumlah pertimbangan telah diterima (termasuk apa-apa aset baru yang baru diperolehi dikurangkan dengan sebarang liabiliti baru yang dianggarkan) dan apa-apa keuntungan atau kerugian terkumpul yang telah diiktiraf dalam ekuiti, diiktiraf dalam untung atau rugi.

Liabiliti kewangan atau sebahagian darinya hanya dinyahiktiraf apabila obligasi kontrak telah dilucutkan atau dibatalkan atau cukup tempoh. Semasa liabiliti kewangan dinyahiktiraf perbezaan diantara amaun bawaan liabiliti kewangan dihapuskan atau dipindahkan kepada pihak lain dan jumlah pertimbangan yang dibayar termasuk apa-apa aset bukan tunai dipindahkan atau liabiliti dianggarkan diiktiraf dalam untung atau rugi.

NOTA KEPADA PENYATA KEWANGAN

2. DASAR-DASAR PERAKAUNAN PENTING (SAMBUNGAN)

(i) Instrumen kewangan (sambungan)

(iii) Mengofset

Aset dan liabiliti kewangan diofset dan amaun bersih dibentangkan dalam penyata kedudukan kewangan hanya apabila Kumpulan dan Bank mempunyai hak undang-undang untuk mengofset amaun diiktiraf dengan hasrat samada untuk menyelesaikan secara asas bersih atau merealisasikan aset dan melangsaikan liabiliti secara serentak.

Pendapatan dan perbelanjaan dibentangkan secara asas bersih hanya jika dibenarkan di bawah MFRS, atau untuk keuntungan dan kerugian yang timbul dari kumpulan urus niaga yang sama seperti dalam aktiviti perdagangan Kumpulan dan Bank.

(iv) Kaedah faedah/keuntungan efektif

Kadar faedah/keuntungan efektif adalah kaedah pengiraan/pelunasan kos bagi instrumen hutang, liabiliti kewangan dan pembahagian faedah pendapatan bagi tempoh yang berkenaan. Kaedah faedah/keuntungan efektif adalah kadar yang tepat anggaran penerimaan tunai masa hadapan melalui jangka tempoh hayat aset dan liabiliti kewangan atau (jika bersesuaian) tempoh lebih pendek, kepada amaun bawaan bersih pada pengiktirafan awal.

(v) Pengenalpastian dan pengukuran rosotnilai

Pada akhir tempoh laporan, Kumpulan dan Bank mentaksir sama ada wujud bukti objektif di mana aset kewangan yang tidak dinilai pada nilai saksama melalui untung atau rugi telah merosot. Aset kewangan atau kumpulan aset kewangan rosotnilai apabila bukti objektif mempamerkan peristiwa kerugian yang telah berlaku selepas pengiktirafan awal aset tersebut, dan peristiwa kerugian memberi kesan ketara ke atas aliran tunai aset yang boleh dianggar secara munasabah.

Bukti objektif bahawa aset kewangan (termasuk sekuriti-sekuriti ekuiti) rosotnilai boleh merangkumi kesukaran kewangan yang signifikan bagi peminjam atau penerbit; kemungkiran atau pengabaian oleh peminjam; penstrukturan semula terma pinjaman atau pendahuluan di mana Kumpulan dan Bank sebaliknya tidak akan mempertimbangkan; petunjuk bahawa peminjam atau penerbit akan mengalami kemuflisan; hilang daripada pasaran aktif untuk sekuriti; atau data lain yang boleh diperhatikan berkaitan dengan sekumpulan aset seperti perubahan yang bertentangan dengan status pembayaran peminjam atau penerbit dalam kumpulan; atau keadaan ekonomi yang berkait dengan kemungkiran kumpulan tersebut. Sebagai tambahan untuk pelaburan dalam sekuriti ekuiti, pengurangan yang ketara atau berpanjangan di dalam nilai saksama di bawah kos ialah bukti yang objektif terhadap rosotnilai.

(a) Pinjaman, pendahuluan dan pembiayaan

Kumpulan dan Bank mengambil kira bukti rosotnilai pinjaman, pendahuluan dan pembiayaan pada tahap kolektif. Kesemua pinjaman, pendahuluan dan pembiayaan yang secara individu signifikan dinilai rosotnilai secara khusus. Jika semua pinjaman, pendahuluan dan pembiayaan yang secara individunya signifikan dan didapati tidak mengalami rosotnilai secara khusus akan dinilai secara kolektif untuk rosotnilai yang telah berlaku tetapi belum dikenalpasti.

Dalam penentuan rosotnilai ke atas pinjaman, pendahuluan dan pembiayaan, Kumpulan dan Bank menilai pada akhir setiap tempoh pelaporan sama ada terdapat bukti objektif bahawa pinjaman, pendahuluan dan pembiayaan atau kumpulan pembiayaan telah rosotnilai. Pinjaman, pendahuluan dan pembiayaan atau kumpulan pinjaman, pendahuluan dan pembiayaan rosotnilai dan kerugian rosotnilai berlaku hanya jika terdapat bukti objektif rosotnilai sebagai hasil daripada satu atau lebih peristiwa yang telah berlaku selepas pengiktirafan awal aset (iaitu peristiwa kerugian yang ditanggung) dan bahawa kerugian mempunyai kesan ke atas anggaran aliran tunai masa hadapan pinjaman, pendahuluan dan pembiayaan atau kumpulan pinjaman, pendahuluan dan pembiayaan yang boleh dianggarkan dengan pasti.

Kumpulan dan Bank menilai secara individu sama ada bukti objektif rosotnilai wujud secara individu bagi pinjaman, pendahuluan dan pembiayaan yang signifikan secara individu, atau secara kolektif bagi pinjaman, pendahuluan dan pembiayaan yang tidak signifikan secara individu. Jika ditentukan bahawa tiada bukti objektif rosotnilai wujud bagi pinjaman, pendahuluan dan pembiayaan yang ditaksir secara individu, pinjaman, pendahuluan dan pembiayaan kemudian dimasukkan ke dalam kumpulan pinjaman, pendahuluan dan pembiayaan dengan ciri-ciri risiko kredit yang sama dan dinilai secara kolektif untuk rosotnilai. Pinjaman, pendahuluan dan pembiayaan yang dinilai secara individu untuk rosotnilai dan di mana kerugian rosotnilai adalah diiktiraf, ia tidak dimasukkan dalam penilaian kolektif untuk rosotnilai.

Kerugian rosotnilai atas aset yang dibawa pada kos terlunas diukur sebagai perbezaan antara nilai bawaan aset kewangan dan nilai kini anggaran aliran tunai masa depan didiskaunkan pada kadar faedah/keuntungan efektif asal aset tersebut. Kerugian rosotnilai diiktiraf di dalam untung atau rugi dan dinyatakan dalam akaun elaun atas pinjaman, pendahuluan dan pembiayaan. Faedah dan untung ke atas pinjaman, pendahuluan dan pembiayaan yang rosotnilai akan diiktiraf melalui diskaun *'unwinding'*.

NOTA KEPADA PENYATA KEWANGAN

2. DASAR-DASAR PERAKAUNAN PENTING (SAMBUNGAN)

(i) Instrumen kewangan (sambungan)

(v) Pengenalpastian dan pengukuran rosotnilai (sambungan)

(a) Pinjaman, pendahuluan dan pembiayaan (sambungan)

Perubahan dalam peruntukan rosotnilai ke atas nilai masa adalah digambarkan sebagai komponen pendapatan faedah/pembiayaan.

Pinjaman, pendahuluan dan pembiayaan yang secara individunya tidak signifikan dinilai secara kolektif untuk rosotnilai dengan mengkelaskan bersama pinjaman, pendahuluan dan pembiayaan mengikut ciri-ciri risiko yang serupa.

Di dalam menilai rosotnilai kolektif Kumpulan dan Bank menggunakan tren permodelan statistik sejarah bagi tren kebarangkalian, mungkir masa pemulihan dan jumlah kerugian yang berlaku. Ianya dilaraskan oleh pertimbangan pengurusan sama ada kedudukan kredit dan ekonomi semasa menyebabkan kerugian melebihi atau berkurangan daripada yang dicadangkan oleh permodelan sejarah. Kadar kemungkiran, kadar kerugian dan jangkaan pemulihan masa depan ditanda aras berasaskan keputusan sebenar untuk memastikan ia terus bersesuaian.

Apabila peristiwa berikutan menyebabkan jumlah kerugian rosotnilai menurun, penurunan dalam kerugian rosotnilai akan diselaraskan semula melalui untung atau rugi.

Pinjaman, pendahuluan dan pembiayaan diklasifikasikan sebagai rosotnilai apabila prinsipal atau faedah/untung atau kedua-duanya tertunggak untuk tempoh 90 hari ke atas atau tertunggak kurang daripada itu tetapi disokong oleh tanda kelemahan kredit pinjaman, pendahuluan dan pembiayaan. Kumpulan dan Bank menghapus kira pinjaman, pendahuluan dan pembiayaan tertentu apabila mereka telah ditentukan untuk menjadi tidak boleh dipungut semula.

Bagi mengukuhkan lagi penampan terhadap potensi kerugian kredit, Kumpulan dan Bank telah mengekalkan, secara agregat, peruntukan rosotnilai kolektif dan rizab pematuhan pada kadar minimum sebanyak 1.2% daripada jumlah pinjaman/pembiayaan terkumpul (tidak termasuk pinjaman/pembiayaan dengan jaminan tersirat daripada Kerajaan Persekutuan Malaysia), selepas ditolak peruntukan rosotnilai individu seperti yang dikehendaki oleh BNM melalui surat rujukan JDKP/8808/13/01/05 diterbitkan pada 4 Februari 2014.

Dalam tahun 2014, BNM mengarahkan Kumpulan dan Bank mematuhi keperluan undang-undang untuk mengekalkan kadar minimum sebanyak 1.2% rosotnilai kolektif atas pinjaman rosotnilai hendaklah digunakan berdasarkan segmentasi pinjaman. Bagi kes di mana sekiranya terdapat kekurangan antara rosotnilai kolektif yang dikira berdasarkan kaedah Kumpulan dan Bank dan mematuhi keperluan undang-undang untuk mengekalkan kadar minimum sebanyak 1.2% untuk segmen pinjaman tertentu, maka Kumpulan dan Bank perlu mengenalpasti perbezaan melalui untung atau rugi. Walau bagaimanapun, sekiranya segmen pinjaman tertentu, kemerosotan kolektif adalah lebih tinggi daripada 1.2% yang dikira berdasarkan kaedah Kumpulan dan Bank maka kemerosotan bagi segmen pinjaman tersebut harus dikekalkan kiraan berdasarkan kaedah Kumpulan dan Bank.

(b) Pelaburan sekuriti dipegang hingga matang

Bagi sekuriti dibawa pada kos terlunas yang mana terdapat bukti objektif rosotnilai, kerugian rosotnilai diukur sebagai perbezaan antara amaun bawaan sekuriti dan nilai kini anggaran aliran tunai masa depan didiskaunkan pada kadar faedah/untung efektif asal sekuriti. Amaun kerugian diiktiraf dalam untung atau rugi. Faedah di atas pelaburan sekuriti dipegang hingga matang yang rosotnilai diiktiraf secara berterusan melalui diskaun *'unwinding'*.

Penarikbalikan kerugian rosotnilai diiktiraf apabila penurunan secara objektif boleh dikaitkan kepada satu peristiwa yang berlaku selepas rosotnilai diiktiraf, sehingga tahap amaun bawaan sekuriti tidak melebihi kos terlunas apabila tiada rosotnilai diiktiraf. Penarikbalikan kerugian rosotnilai diiktiraf dalam untung atau rugi.

Untuk sekuriti dibawa pada kos, kerugian rosotnilai diukur sebagai perbezaan antara amaun bawaan sekuriti dan nilai kini anggaran aliran tunai masa depan didiskaunkan pada kadar pulangan pasaran semasa untuk sekuriti yang sama. Amaun kerugian rosotnilai diiktiraf dalam untung atau rugi dan kerugian rosotnilai sedemikian tidak boleh ditarik balik selepas pengiktirafannya. Kumpulan dan Bank akan menghapuskira pelaburan sekuriti dipegang hingga matang apabila ianya dapat dikenalpasti tidak boleh dipungut semula.

NOTA KEPADA PENYATA KEWANGAN

2. DASAR-DASAR PERAKAUNAN PENTING (SAMBUNGAN)

(i) Instrumen kewangan (sambungan)

(v) Pengenalpastian dan pengukuran rosotnilai (sambungan)

(c) Pelaburan sekuriti tersedia untuk jualan

Bagi pelaburan sekuriti tersedia untuk jualan yang mana terdapat bukti objektif rosotnilai, kerugian rosotnilai terkumpul yang telah diiktiraf secara langsung dalam pendapatan komprehensif lain boleh dipindahkan daripada pendapatan komprehensif lain untuk mendapat keuntungan atau kerugian, walaupun sekuriti tidak diiktiraf . Kerugian rosotnilai terkumpul diukur sebagai perbezaan antara kos perolehan (selepas ditolak apa-apa bayaran balik prinsipal dan pelunasan) dan nilai saksama semasa (ditolak sebarang kerugian rosotnilai yang diiktiraf sebelumnya dalam untung atau rugi).

Jika dalam tempoh berikutnya nilai saksama bagi pelaburan sekuriti tersedia untuk jualan yang telah rosotnilai meningkat dan peningkatan tersebut secara objektifnya dapat dikaitkan dengan peristiwa yang berlaku selepas kerugian rosotnilai telah diiktiraf dalam untung atau rugi, kerugian rosotnilai dilaraskan semula dengan amaun pelarasan tersebut diiktiraf dalam untung atau rugi. Bagaimanapun, sebarang bayaran balik pelaburan sekuriti ekuiti tersedia untuk jualan pada nilai saksama yang rosotnilai diiktiraf dalam pendapatan komprehensif yang lain. Kumpulan dan Bank akan menghapuskira pelaburan sekuriti tersedia untuk jualan yang tertentu apabila ianya dapat dikenalpasti tidak boleh dipungut semula.

(vi) Penetapan pada nilai saksama melalui untung atau rugi

Aset dan liabiliti kewangan Kumpulan dan Bank telah ditetapkan pada nilai saksama melalui untung atau rugi dalam keadaan berikut:

a Aset atau liabiliti diurus, dinilai dan dilaporkan secara dalaman berasaskan nilai saksama.

b. Penetapan ini menyingkirkan atau mengurangkan secara signifikan suatu perbezaan perakaunan yang mungkin wujud.

c. Aset atau liabiliti mengandungi derivatif terbenam yang secara signifikan mengubah aliran tunai yang mungkin diperlukan di dalam kontrak tersebut.

Nota 35 menunjukkan jumlah bagi setiap kelas aset atau liabiliti kewangan yang telah ditetapkan pada nilai saksama melalui untung atau rugi. Penjelasan kepada asas untuk setiap penetapan telah dibentangkan seperti di dalam nota setiap aset atau liabiliti kelas yang berkenaan.

(j) Rosotnilai aset bukan kewangan

Amaun dibawa bagi aset bukan kewangan Kumpulan dan Bank dikaji semula pada setiap tarikh akhir tempoh pelaporan untuk menentukan samada terdapat sebarang petunjuk rosotnilai. Jika terdapat sebarang petunjuk sedemikian, amaun bolehpulih aset dianggarkan dan kerugian rosotnilai diiktiraf dalam untung atau rugi Kumpulan dan Bank.

Dasar tentang rosotnilai aset-aset bukan kewangan diringkaskan seperti berikut:

Aset-aset lain

Aset-aset lain seperti hartanah, loji dan kelengkapan, pelaburan dalam syarikat subsidiari dan syarikat bersekutu dikaji semula untuk petunjuk rosotnilai yang objektif pada akhir setiap tempoh pelaporan atau apabila terdapat sebarang petunjuk yang aset-aset ini mungkin rosotnilai. Jika terdapat petunjuk sedemikian, kerugian rosotnilai ditentukan sebagai lebihan daripada nilai bawaan aset mengatasi amaun boleh pulihnya (yang lebih besar antara nilai dalam kegunaan atau nilai saksama tolak kos pelupusan) dan diiktiraf dalam untung atau rugi. Sebarang penarikbalikan kerugian rosotnilai untuk aset-aset ini diiktiraf dalam untung atau rugi. Amaun bawaan dinaikkan kepada amaun bolehpulih setelah semakan, dengan syarat amaun tersebut tidak melebihi amaun bawaan yang sepatutnya dibawa (bersih selepas pelunasan atau susut nilai) jika tiada kerugian rosotnilai diiktiraf untuk aset-aset tersebut pada tahun-tahun sebelumnya.

NOTA KEPADA PENYATA KEWANGAN

2. DASAR-DASAR PERAKAUNAN PENTING (SAMBUNGAN)

(k) Tunai dan kesetaraan tunai

Tunai dan kesetaraan tunai termasuk tunai dan baki bank dengan bank-bank berlesen dan institusi kewangan lain dan wang panggilan dan penempatan deposit matang dalam tempoh sebulan, adalah jangka pendek, pelaburan yang sangat cair dengan kematangan satu bulan atau kurang dari tarikh pengambilalihan dan sedia untuk ditukar kepada tunai dengan risiko ketara perubahan dalam nilai.

(l) Aset dan liabiliti dagangan

Aset-aset dan liabiliti-liabiliti dagangan ialah aset dan liabiliti yang diperolehi oleh Kumpulan dan Bank dengan tujuan utamanya untuk dijual atau dibeli kembali dalam tempoh terdekat atau dipegang sebagai sebahagian daripada portfolio yang dikendalikan bersama untuk keuntungan jangka pendek atau untuk tujuan perletakan.

Aset-aset dan liabiliti-liabiliti pada awalnya diiktiraf dan seterusnya diukur pada nilai saksama dalam penyata kedudukan kewangan, dengan kos transaksi yang diiktiraf dalam untung atau rugi. Semua perubahan nilai saksama diiktiraf sebagai sebahagian daripada pendapatan dagangan bersih dalam untung atau rugi. Aset-aset dan liabiliti-liabiliti dagangan tidak boleh diklasifikasikan semula selepas pengiktirafan awal, kecuali aset dagangan bukan derivatif, melainkan yang ditandakan pada nilai saksama melalui untung atau rugi ketika pengiktirafan awal, kemungkinan boleh diklasifikasikan semula dari kategori nilai saksama melalui untung atau rugi (iaitu dagangan) sekiranya ianya tidak lagi dipegang untuk tujuan jualan atau belian kembali dalam tempoh terdekat dan keadaan-keadaan berikut ini dipenuhi:

a. Jika aset kewangan telah memenuhi definisi pinjaman, pendahuluan dan pembiayaan dan belum terima (jika aset kewangan tidak diperlukan untuk diklasifikasikan sebagai pegangan untuk dagangan pada ketika pengiktirafan awal) maka ianya mungkin boleh diklasifikasikan semula sekiranya Kumpulan dan Bank mempunyai hasrat dan kemampuan untuk memegang aset kewangan itu untuk masa depan atau sehingga matang.

b. Jika aset kewangan tidak memenuhi definisi pinjaman, pendahuluan dan pembiayaan dan belum terima, maka ianya mungkin diklasifikasikan semula daripada kategori dagangan hanya dalam 'keadaan-keadaan yang jarang berlaku'.

(m) Pinjaman, pendahuluan dan pembiayaan

Pinjaman, pendahuluan dan pembiayaan ialah aset kewangan bukan derivatif dengan bayaran-bayaran telah ditetapkan dan boleh ditentukan dan tidak disiar di pasaran aktif dan Kumpulan dan Bank tidak berhasrat untuk menjual serta-merta atau dalam tempoh terdekat. Pembiayaan Kumpulan dan Bank terdiri daripada kontrak jual beli (dinamakan Bai' Bithaman Ajil, Bai Al-Inah, Murabahah dan At-Tawarruq), kontrak berasaskan pajakan (dinamakan Ijarah), dan kontrak Ujrah.

Apabila Kumpulan dan Bank merupakan pemberi pajak dalam perjanjian pajakan yang memindahkan sebahagian besar ganjaran dan risiko yang berkaitan dengan pemilikan aset kepada penerima pajak, perjanjian itu diklasifikasikan sebagai pajakan kewangan dan belum terima yang bersamaan pelaburan bersih dalam pajakan tersebut diiktiraf dan dibentangkan dalam pinjaman, pendahuluan dan pembiayaan.

Apabila Kumpulan dan Bank membeli aset kewangan dan pada masa yang sama membuat perjanjian untuk menjual semula aset (atau aset yang serupa) dengan harga tetap pada tarikh hadapan (repo yang terbalik atau pinjaman saham), penjanjian ini diambilkira sebagai pinjaman atau pendahuluan dan aset sandaran tidak diiktiraf di dalam penyata kewangan Kumpulan dan Bank.

Pinjaman, pendahuluan dan pembiayaan pada awalnya diukur pada nilai saksama ditambah kos langsung transaksi dan seterusnya diukur pada kos terlunas menggunakan kaedah faedah/keuntungan efektif, kecuali Kumpulan dan Bank memilih untuk mengkelaskan pinjaman, pendahuluan dan pembiayaan pada nilai saksama melalui untung atau rugi seperti yang dijelaskan di Nota 2(i)(vi).

NOTA KEPADA PENYATA KEWANGAN

2. DASAR-DASAR PERAKAUNAN PENTING (SAMBUNGAN)

(n) Pelaburan sekuriti

Pelaburan sekuriti pada awalnya diukur pada nilai saksama, dalam keadaan di mana pelaburan sekuriti tidak pada nilai saksama melalui untung atau rugi, tambahan kos transaksi langsung dan seterusnya diakaunkan bergantung kepada klasifikasi sama ada dipegang hingga matang, nilai saksama melalui untung atau rugi atau tersedia untuk jualan.

Pelaburan sekuriti Kumpulan dan Bank diklasifikasikan menurut kategori berikut, bergantung kepada tujuan sekuriti tersebut diperoleh.

(i) Dipegang hingga matang

Pelaburan dipegang hingga matang ialah aset bukan derivatif dengan bayaran balik tetap dan boleh ditentukan serta mempunyai tarikh kematangan tetap di mana Kumpulan dan Bank mempunyai hasrat positif dan kemampuan untuk memegang sehingga matang dan tidak ditanda pada nilai saksama melalui untung atau rugi atau sebagai tersedia untuk jualan.

Sekuriti dipegang hingga matang dibawa pada kos terlunas dengan menggunakan kaedah kadar efektif. Jualan atau klasifikasi semula amaun yang signifikan bagi sekuriti dipegang hingga matang akan menyebabkan pengklasifikasian semula semua sekuriti dipegang hingga matang sebagai sekuriti tersedia untuk jualan. Ini juga akan juga menghalang Kumpulan dan Bank dari mengklasifikasikan sekuriti dipegang hingga matang untuk tahun semasa dan dua tahun kewangan berikutnya. Bagaimanapun, penjualan dan klasifikasi semula dalam sebarang keadaan berikut tidak akan mencetuskan kepada klasifikasi semula seperti berikut:

a. Jualan atau klasifikasi semula yang menghampiri kematangan dan perubahan dalam kadar faedah pasaran tidak akan mempunyai kesan yang signifikan terhadap nilai saksama aset kewangan tersebut.

b. Jualan atau klasifikasi semula selepas Kumpulan dan Bank membuat kutipan sebahagian besar prinsipal asal aset.

c. Jualan atau pengklasifikasian semula yang berkaitan dengan peristiwa yang terpencil dan tidak berulang dan di luar kawalan Kumpulan dan Bank dan ianya tidak dapat dijangka secara munasabah.

Sekuriti dipegang hingga matang diukur pada kos ditambah/dilunaskan berasaskan kaedah kadar hasil efektif, ditolak rosotnilai, sekiranya ada. Pelunasan premium, pertambahan diskaun dan rosotnilai serta keuntungan atau kerugian yang timbul akibat penyahiktirafan sekuriti dipegang hingga matang, diiktiraf dalam untung atau rugi.

(ii) Nilai saksama melalui untung atau rugi

Kumpulan dan Bank menetapkan sebahagian pelaburan sekuriti pada nilai saksama, dengan perubahan nilai saksama diiktiraf serta merta dalam untung atau rugi seperti yang dinyatakan dalam dasar perakaunan.

Sekuriti diklasifikasikan sebagai dipegang untuk dagangan sekiranya aset kewangan ini diperoleh terutamanya untuk tujuan mendapat manfaat daripada pergerakan harga jangka pendek sebenar atau jangkaan atau untuk mengunci untung arbitraj. Sekuriti dipegang untuk dagangan dinyatakan pada nilai saksama dan sebarang keuntungan atau kerugian yang timbul akibat perubahan dalam nilai saksamanya dan penyahiktirafan sekuriti dipegang untuk dagangan, diiktiraf dalam untung atau rugi. Nilai saksama sekuriti dipegang untuk dagangan yang disebutharga diperoleh daripada harga bida pasaran.

(iii) Tersedia untuk jualan

Sekuriti tersedia untuk jualan ialah pelaburan-pelaburan bukan derivatif yang mana telah ditetapkan sebagai tersedia untuk jualan atau tidak diklasifikasikan sebagai kategori aset kewangan yang lain-lain. Sekuriti ekuiti tidak disebutharga yang mana nilai saksamanya tidak dapat diukur secara munasabah dibawa pada kos. Semua sekuriti tersedia untuk jualan dibawa pada nilai saksama.

Pendapatan faedah diiktiraf dalam untung atau rugi dengan menggunakan kaedah faedah efektif. Pendapatan dividen diiktiraf dalam untung atau rugi apabila Kumpulan dan Bank mempunyai hak kepada dividen. Keuntungan atau kerugian bagi sekuriti hutang pelaburan tersedia untuk jualan diiktiraf dalam untung atau rugi.

Perubahan nilai saksama yang lain diiktiraf dalam pendapatan komprehensif lain sehingga sekuriti dijual atau rosotnilai, di mana keuntungan dan kerugian terkumpul yang diiktiraf sebelum ini dalam pendapatan komprehensif lain diklasifikasikan semula kepada untung atau rugi sebagai pelarasan pengklasifikasian semula.

Aset kewangan bukan derivatif mungkin akan diklasifikasikan semula daripada kategori aset tersedia untuk jualan kepada kategori pinjaman, pendahuluan dan pembiayaan dan belum terima jika memenuhi definisi pinjaman, pendahuluan dan pembiayaan dan belum terima dan jika Kumpulan dan Bank mempunyai hasrat dan kemampuan untuk memegang aset kewangan untuk masa depan atau sehingga matang.

NOTA KEPADA PENYATA KEWANGAN

2. DASAR-DASAR PERAKAUNAN PENTING (SAMBUNGAN)

(o) Peruntukan

Peruntukan diiktiraf jika keputusan peristiwa lepas Kumpulan dan Bank mempunyai obligasi perundangan atau konstruktif masa kini yang boleh dianggar dengan pasti dan berkemungkinan aliran keluar manfaat ekonomi akan diperlukan untuk menyelesaikan obligasi tersebut.

Peruntukan ditentukan dengan mendiskaunkan aliran tunai masa depan pada kadar pra-cukai yang menggambarkan nilai pasaran semasa bagi nilai mata wang dan jika sesuai risiko dikhusus kepada liabiliti.

(i) Kontrak yang membebankan

Peruntukan untuk kontrak yang membebankan diiktiraf apabila manfaat yang akan diperolehi oleh Kumpulan dan Bank daripada kontrak adalah lebih rendah daripada kos yang tidak dapat dielakkan bagi memenuhi obligasi di bawah kontrak tersebut. Peruntukan diukur pada nilai kini anggaran kos penamatan kontrak dan kos jangkaan bersih meneruskan kontrak yang lebih rendah. Sebelum peruntukan disahkan, Kumpulan dan Bank mengiktiraf sebarang kerugian rosotnilai ke atas aset yang berkaitan dengan kontrak tersebut.

(ii) Peruntukan untuk fi wakalah

Peruntukan untuk fi wakalah dibuat bagi merekodkan jangkaan kerugian-kerugian tertentu masa depan kepada dana pemegang saham hasil daripada perkhidmatan bagi perjanjian polisi individu dengan peserta.

a. Produk caruman tunggal

Peruntukan dianggar berdasarkan nilai kini aktuari bagi perbelanjaan penyelenggaraan masa hadapan.

b. Produk-produk lain

Peruntukan dianggar berdasarkan aliran tunai bersih masa hadapan didiskaunkan kepada Pengendali Takaful menggunakan kaedah aktuari konsisten dengan yang telah digunakan untuk pembalikan bukan unit di dalam pemilik insurans nyawa konvensional yang dipanggil metodologi rizab 'sterling'.

Andaian yang digunakan konsisten dengan yang digunakan dalam penilaian dana Tabarru' dan andaian belanja Pengendali Takaful adalah berasaskan pada kajian Pengendali Takaful.

(iii) Rizab penyamaan keuntungan (PER) untuk Skim Perbankan Islam (IBS)

PER bagi bahagian pemegang pelaburan diklasifikasikan sebagai liabiliti dan diiktiraf pada kos dan agihan seterusnya diiktiraf dalam untung atau rugi.

PER bagi bahagian Kumpulan dan Bank diklasifikasikan sebagai rizab lain dalam ekuiti dan daripada pembahagian berikutnya dan diagihkan kepada keuntungan tertahan seterusnya diambil kira dalam pindahan antara rizab.

Penggunaan rizab tersebut tidak boleh dibentangkan sebagai peningkatan pendapatan dalam penyata kewangan tetapi sebagai aliran keluar dana dari penyelesaian obligasi kepada pemegang akaun pelaburan.

(p) Luar jangkaan

(i) Liabiliti luar jangka

Jika wujud kebarangkalian aliran keluar manfaat ekonomi yang tidak akan diperlukan atau amaunnya tidak dapat dianggar pasti, obligasi tersebut tidak diiktiraf dalam penyata kedudukan kewangan dan dinyatakan sebagai liabiliti luar jangka, melainkan kebarangkalian aliran keluar manfaat ekonomi adalah tipis. Kemungkinan wujudnya obligasi hanya dapat disahkan sekiranya berlaku atau tidak berlaku satu atau lebih peristiwa masa depan juga didedahkan sebagai liabiliti luar jangka melainkan kebarangkalian aliran keluar manfaat ekonomi adalah tipis.

Jika Kumpulan atau Bank mengikat kontrak jaminan kewangan untuk menjamin keberhutangan pihak lain, maka Kumpulan atau Bank menganggap ini sebagai aturan insurans dan ia diambilkira sebagai sedemikian. Sehubungan itu, Kumpulan atau Bank menganggap kontrak jaminan sebagai liabiliti luar jangka sehingga ke suatu masa Kumpulan atau Bank berkemungkinan perlu membuat pembayaran di bawah jaminan tersebut.

(ii) Aset luar jangka

Apabila wujud kebarangkalian aliran masuk manfaat ekonomi atau amaunnya tidak boleh dianggar pasti, aset tidak diiktiraf dalam penyata kedudukan kewangan dan didedahkan sebagai aset luar jangka, melainkan kebarangkalian aliran masuk manfaat ekonomi adalah tipis. Kemungkinan kelayakan kewujudannya hanya akan dapat disahkan sekiranya berlaku atau tidak berlaku satu atau lebih peristiwa masa depan, ianya juga didedahkan sebagai aset luar jangka melainkan kebarangkalian aliran masuk manfaaat ekonomi adalah tipis.

NOTA KEPADA PENYATA KEWANGAN

2. DASAR-DASAR PERAKAUNAN PENTING (SAMBUNGAN)

(q) Aset lain belum terima

Aset-aset lain yang belum terima pada awalnya diiktiraf pada kos apabila hak berkontrak untuk menerima tunai atau aset kewangan lain daripada entiti lain telah disahkan.

Lanjutan kepada pengiktirafan awal, aset-aset lain yang belum terima dinyatakan pada kos tolak rosotnilai.

Aset-aset yang belum diterima tidak dipegang untuk tujuan dagangan.

Hutang lapuk yang diketahui untuk perniagaan Takaful dihapuskira dan elaun-elaun khusus dibuat untuk sebarang premium belum jelas atau baki insurans semula yang masih belum berbayar lebih daripada 90 hari atau 3 bulan dari tarikh ianya menjadi belum terima dan untuk semua hutang yang dianggap rosotnilai.

(r) Hartanah, loji dan kelengkapan

(i) Pengiktirafan dan ukuran

Butiran hartanah, loji dan kelengkapan dinyatakan pada kos tolak susut nilai terkumpul dan kerugian rosotnilai. Kos termasuk perbelanjaan yang dinisbahkan secara langsung kepada pemerolehan aset tersebut. Kos aset yang dibina sendiri adalah termasuk kos bahan dan pekerja langsung, sebarang kos lain yang secara langsung digunakan agar aset dapat berfungsi untuk tujuan penggunaannya, dan kos untuk membuka dan menanggalkan peralatan ini dan memulihkan tapak di mana hartanah, loji dan kelengkapan ditempatkan. Perisian yang dibeli yang merupakan sebahagian penting dalam memastikan aset berkaitan dapat berfungsi dipermodalkan sebagai sebahagian daripada kelengkapan tersebut.

Apabila bahagian penting sesuatu hartanah, loji dan kelengkapan mempunyai jangka hayat yang berbeza, ia diambil kira sebagai butiran berasingan (komponen utama) bagi hartanah, loji dan kelengkapan. Termasuk dalam hartanah, loji dan kelengkapan ialah pajakan kewangan yang diiktiraf sekiranya ada pada tarikh penyata kedudukan kewangan Kumpulan dan Bank.

(ii) Pengkelasan semula ke pelaburan hartanah

Apabila kegunaan sesuatu harta berubah daripada harta huni sendiri kepada pelaburan hartanah, harta tersebut diukur pada kos dan diklasifikasikan semula sebagai pelaburan hartanah.

(iii) Kos berikutan

Kos untuk menggantikan komponen sesuatu hartanah, loji dan kelengkapan diiktiraf dalam amaun dibawa bagi item tersebut jika ada kebarangkalian bahawa manfaat ekonomi masa depan yang terangkum dalam komponen tersebut akan mengalir ke Kumpulan dan Bank dan kosnya boleh diukur pasti. Kos penyelenggaraan harian hartanah, loji dan kelengkapan diiktiraf dalam untung atau rugi bila berlaku.

(iv) Susut nilai

Susut nilai diiktiraf dalam untung atau rugi atas asas garis lurus di sepanjang anggaran jangka hayat setiap butiran komponen hartanah, loji dan kelengkapan dari tarikh ia sedia untuk digunakan. Aset pajakan disusutnilai di sepanjang tempoh yang lebih pendek antara tempoh pajakan dengan jangka hayat hartanah, loji dan kelengkapan. Tanah pegangan kekal tidak disusutnilai. Hartanah, loji dan kelengkapan dalam pembinaan tidak disusutnilai sehingga aset tersebut tersedia untuk tujuan penggunaannya.

Anggaran jangka hayat untuk tempoh semasa dan perbandingan adalah seperti berikut:

- bangunan — 50 tahun
- komponen utama — 25 - 30 tahun
- loji dan peralatan — 5 - 7 tahun
- perabot dan kelengkapan — 5 - 7 tahun
- kenderaan bermotor — 5 - 7 tahun
- pengubahsuaian — 7 tahun

Amaun susut nilai ditentukan selepas menolak nilai sisa. Kaedah susut nilai, jangka hayat dan nilai sisa dinilai semula pada akhir setiap tempoh pelaporan.

Sesuatu hartanah, loji dan kelengkapan dinyahiktiraf apabila dilupuskan atau apabila tiada manfaat ekonomi dijangka timbul dari penggunaan aset tersebut di masa hadapan dari penggunaan berterusan. Sebarang untung atau rugi terhasil semasa pelupusan atau persaraan hartanah, loji dan kelengkapan ditentukan sebagai perbezaan antara hasil jualan dan amaun dibawa aset tersebut dan diiktiraf dalam untung atau rugi.

NOTA KEPADA PENYATA KEWANGAN

2. DASAR-DASAR PERAKAUNAN PENTING (SAMBUNGAN)

(s) Pelaburan hartanah

Pelaburan hartanah adalah harta yang dimiliki atau dipegang di bawah kepentingan pegangan pajak untuk memperoleh pendapatan sewaan atau untuk menambah nilai modal atau untuk kedua-duanya. Ini termasuk tanah dipegang untuk kegunaan masa depan yang belum ditentukan buat masa kini. Harta yang diduduki oleh entiti dalam Kumpulan dan Bank diambil kira sebagai harta huni sendiri dan bukan sebagai pelaburan hartanah.

Pelaburan hartanah dinyatakan pada kos tolak susut nilai terkumpul dan kerugian rosotnilai adalah selaras dengan dasar perakaunan untuk hartanah, loji dan kelengkapan seperti yang dinyatakan dalam Nota 2(r). Susut nilai dicaj kepada untung atau rugi menggunakan kaedah garis lurus di sepanjang anggaran jangka hayat antara 25 hingga 50 tahun.

(t) Tanah pegangan pajak/Bayaran pajakan prabayar

Tanah pegangan pajak yang biasanya mempunyai hayat ekonomi tidak terhad dan yang hak miliknya tidak mungkin akan berpindah kepada penerima pajak pada akhir tempoh pajakan dianggap sebagai pajakan operasi. Bayaran yang dibuat sebaik sahaja memasuki atau memperoleh tanah pegangan pajak diambil kira sebagai bayaran pajakan prabayar yang dilunaskan sepanjang tempoh pajakan menurut corak manfaat yang diperuntukkan kecuali untuk tanah pegangan pajak yang diklasifikasikan sebagai pelaburan hartanah.

(u) Aset tak ketara

(i) Aset tak ketara lain

Aset tak ketara yang diperlukan, yang mempunyai jangka hayat yang terbatas, diukur pada kos ditolak sebarang pelunasan terkumpul dan sebarang kerugian kemerosotan nilai terkumpul.

(ii) Perbelanjaan berikutan

Perbelanjaan berikutan adalah dimodalkan hanya apabila ia meningkatkan manfaat ekonomi masa hadapan dalam aset tertentu yang berkaitan. Semua perbelanjaan lain diiktiraf dalam untung atau rugi bila berlaku.

(iii) Pelunasan

Aset tak ketara lain dilunaskan dari tarikh ia sedia untuk digunakan. Pelunasan adalah berdasarkan kos aset selepas metolak nilai sisa. Pelunasan diiktiraf dalam untung atau rugi mengikut kaedah garis lurus di sepanjang anggaran jangka hayat aset tak ketara.

Anggaran jangka hayat bagi tempoh semasa adalah seperti berikut:

- lesen dan perisian komputer 3 - 10 tahun

Kaedah pelunasan, jangka hayat dan nilai sisa dinilai semula pada akhir setiap tempoh pelaporan dan dilaraskan, jika perlu.

(v) Deposit daripada pelanggan dan akaun pelaburan oleh pelanggan

Deposit daripada pelanggan dan akaun pelaburan oleh pelanggan pada mulanya diiktiraf pada nilai saksama bayaran diterima tolak kos transaksi yang dinisbahkan secara langsung. Selepas pengiktirafan awal tersebut, liabiliti kewangan dinilai pada kos terlunas menggunakan kaedah faedah/keuntungan efektif.

(w) Pengiktirafan faedah/keuntungan, pembiayaan dan perbelanjaan berkaitan

Perbelanjaan faedah dan keuntungan yang diagihkan (di dalam aktiviti yang berkaitan dengan operasi perbankan Islam) ke atas deposit dan pinjaman/pembiayaan Kumpulan dan Bank diiktiraf menggunakan kaedah faedah/keuntungan efektif.

NOTA KEPADA PENYATA KEWANGAN

2. DASAR-DASAR PERAKAUNAN PENTING (SAMBUNGAN)

(x) Manfaat pekerja

(i) Manfaat jangka pendek

Obligasi manfaat pekerja jangka pendek dari segi gaji, bonus tahunan, cuti tahunan berbayar dan cuti sakit diukur atas asas tidak didiskaunkan dan dibelanjakan apabila perkhidmatan berkaitan disediakan.

Peruntukan diiktiraf bagi amaun yang dijangka akan dibayar di bawah bonus tunai jangka pendek jika Kumpulan dan Bank mempunyai perundangan semasa atau obligasi konstruktif untuk membayar amaun ini kesan daripada perkhidmatan lepas yang diberikan oleh pekerja dan obligasi ini boleh dijangka pasti.

(ii) Kumpulan Wang Simpanan Pekerja

Sumbangan Kumpulan dan Bank kepada Kumpulan Wang Simpanan Pekerja dicaj kepada untung atau rugi dalam tahun ianya berkaitan. Sebaik sahaja sumbangan dibuat, Kumpulan dan Bank tiada lagi obligasi bayaran selanjutnya.

(iii) Pelan manfaat ditentukan

Sumbangan kepada caruman pelan manfaaat persaraan wajib diiktiraf sebagai perbelanjaan apabila kakitangan telah menjalankan perkhidmatan yang melayakkan mereka untuk mendapat sumbangan. Kumpulan dan Bank itu tidak mempunyai sebarang tanggungjawab setelah pembayaran dibuat.

Peruntukan faedah persaraan dibuat berdasarkan penilaian aktuari yang dilaksanakan pada akhir setiap tempoh pelaporan oleh aktuari bertauliah dengan menggunakan kaedah kredit unit diunjur. Penilaian aktuari terkini telah dilaksanakan pada 31 Disember 2014.

Pengukuran semula yang terdiri daripada keuntungan dan kerugian aktuari, kesan perubahan kepada siling aset (jika berkenaan) dan pulangan ke atas pelan (tidak termasuk faedah) ditunjukkan dengan serta-merta di dalam penyata kedudukan kewangan dengan caj atau kredit diiktiraf dalam pendapatan komprehensif lain dalam tempoh di mana ia berlaku.

Pengukuran semula diiktiraf dalam pendapatan komprehensif lain ditunjukkan serta-merta dalam keuntungan tertahan dan tidak akan diklasifikasikan kepada untung atau rugi. Kos perkhidmatan yang lepas diiktiraf dalam untung atau rugi dalam tempoh pindaan pelan. Faedah bersih diambil kira dengan menggunakan kadar diskaun kepada manfaat pada awal tempoh kepada liabiliti bersih. Kos manfaat tertakrif dikategorikan sebagai berikut:

a. Kos perkhidmatan (termasuk kos perkhidmatan semasa, kos perkhidmatan yang lepas dan keuntungan dan kerugian ke atas pengurangan dan pembayaran);

b. Perbelanjaan atau pendapatan faedah bersih; dan

c. Pengukuran semula.

Kumpulan dan Bank membentangkan dua komponen pertama kos manfaat ditentukan dalam untung atau rugi sebagai kos kakitangan.

Obligasi manfaat persaraan diiktiraf dalam penyata kedudukan kewangan mewakili defisit atau lebihan sebenar dalam pelan manfaat ditentukan Kumpulan dan Bank. Sebarang lebihan terhasil daripada pengiraan ini adalah terhad kepada nilai kini manfaat ekonomi yang boleh didapati dalam bentuk bayaran balik daripada pelan atau pengurangan caruman masa hadapan kepada pelan.

(iv) Manfaat penamatan

Manfaat penamatan diiktiraf sebagai perbelanjaan apabila Kumpulan dan Bank komited dengan ketara tanpa kemungkinan realistik untuk menarik balik kepada pelan terperinci rasmi sama ada menamatkan penggajian sebelum tarikh persaraan biasa atau untuk menyediakan manfaat-manfaat penamatan kesan daripada tawaran yang dibuat untuk menggalakkan penamatan secara sukarela. Manfaat penamatan sukarela diiktiraf jika Kumpulan dan Bank membuat tawaran menggalakkan sukarela yang kemungkinan tawaran itu akan diterima dan bilangan penerimaan boleh dijangka pasti. Jika manfaat penamatan yang dibayar lebih daripada 12 bulan selepas tempoh laporan, maka ia akan didiskaunkan kepada nilai kini.

(v) Manfaat kakitangan jangka panjang lain

Liabiliti diiktiraf bagi manfaat kakitangan jangka panjang lain diukur pada nilai semasa daripada anggaran aliran tunai keluar masa hadapan yang dibuat oleh Kumpulan dan Bank berkenaan dengan perkhidmatan yang dijalankan oleh kakitangan sehingga tempoh akhir pelaporan.

NOTA KEPADA PENYATA KEWANGAN

2. DASAR-DASAR PERAKAUNAN PENTING (SAMBUNGAN)

(y) Dana takaful am

Dana takaful am dikekalkan mengikut Akta Perkhidmatan Kewangan Islam 2013 dan terdiri daripada rizab sumbangan belum diperoleh dan lebihan/defisit terkumpul. Sebarang defisit aktuari di dalam dana takaful am akan diuruskan dengan baik oleh pengendali takaful melalui pinjaman ihsan atau Qard. Lebihan diagihkan mengikut terma dan syarat yang ditetapkan oleh Kumpulan Jawatankuasa Syariah.

Hasil penanggungjaminan takaful am ditentukan untuk setiap kelas perniagaan selepas mengambil kira takaful semula, komisyen, sumbangan tidak terperoleh dan tuntutan tertanggung.

(i) Pendapatan caruman

Caruman diiktiraf dalam tahun kewangan merujuk kepada andaian risiko sepanjang tahun kewangan berkenaan berasaskan tarikh permulaan caruman. Caruman takaful semula diiktiraf dalam tahun kewangan seperti sijil asal berkaitan dengan takaful semula.

(ii) Rizab sumbangan belum diperoleh

Rizab sumbangan belum diperoleh merupakan bahagian sumbangan bersih sijil takaful yang ditanggungjamin berkaitan dengan sijil belum tamat tempoh pada akhir tempoh pelaporan.

Dalam menentukan rizab sumbangan belum diperoleh pada akhir tempoh pelaporan, kaedah yang paling tepat bagi menggambarkan sumbangan sebenar yang belum diperoleh berdasarkan kaedah 1/365 digunakan bagi semua perniagaan takaful am di dalam Malaysia. Rizab ini dikurangkan dengan peratus komisyen perniagaan langsung kasar yang diambil kira dan tidak melebihi had-had yang ditetapkan oleh Bank Negara Malaysia.

Pada setiap akhir tempoh pelaporan, Kumpulan memeriksa risiko belum tamat tempoh dan menjalankan ujian kecukupan liabiliti untuk menentukan sama ada terdapat sebarang lebihan keseluruhan tuntutan yang dijangka dan kos pemerolehan tertunda atas premium tidak diperoleh. Pengiraan ini menggunakan anggaran semasa aliran tunai masa hadapan (dengan mengambil pertimbangan nisbah kerugian semasa) selepas mengambil kira pulangan pelaburan dijangka yang wujud daripada aset yang berkaitan dengan peruntukan teknikal takaful am yang relevan. Sekiranya anggaran ini menunjukkan bahawa amaun bawaan untuk caruman tidak diperoleh ditolakkan kos pemerolehan tertunda yang tidak mencukupi, kekurangan itu diiktiraf dalam untung atau rugi dengan menetapkan peruntukan kecukupan liabiliti.

(iii) Peruntukan untuk tuntutan tertunggak

Liabiliti untuk tuntutan diiktiraf untuk perniagaan insurans langsung. Amaun tuntutan ialah anggaran terbaik perbelanjaan yang diperlukan bersama dengan belanja berkaitan dikurangkan bayaran balik untuk menjelaskan obligasi semasa pada akhir tempoh pelaporan.

Tuntutan tertunggak termasuk peruntukan bagi kos tuntutan, bersama dengan belanja berkaitan, yang berlaku tetapi tidak dilaporkan pada akhir tempoh pelaporan dengan menggunakan kaedah penganggaran matematik oleh aktuari bertauliah Kumpulan.

(z) Dana takaful keluarga

Dana takaful keluarga diselenggara selaras dengan keperluan Akta Perkhidmatan Kewangan Islam 2013, dan termasuk liabiliti aktuari, wang benih (jika berkenaan) dan akaun peserta.

Akaun peserta terdiri daripada lebihan terkumpul yang diatributkan kepada peserta. Lebihan terkumpul ini ditentukan berdasarkan penilaian aktuari tahunan oleh aktuari bertauliah Kumpulan terhadap dana takaful keluarga yang tidak diperuntukkan, nilai aset bersih boleh agih kepada pemegang unit dan rizab lain yang berkenaan. Sebarang defisit aktuari dalam dana takaful keluarga akan dicukupkan oleh Pengendali Takaful melalui pinjaman ihsan atau Qard. Lebihan yang boleh diagihkan kepada para peserta ditentukan selepas ditolak tuntutan/manfaat yang dibayar dan perlu dibayar, takaful semula, peruntukan, rizab, komisyen, perbelanjaan pengurusan, serta pembayaran balik Qard, jika ada, dan dibahagikan mengikut terma-terma dan syarat-syarat yang ditetapkan oleh Jawatankuasa Syariah Kumpulan.

NOTA KEPADA PENYATA KEWANGAN

2. DASAR-DASAR PERAKAUNAN PENTING (SAMBUNGAN)

(z) Dana takaful keluarga (sambungan)

(i) Pendapatan sumbangan

Sumbangan diiktiraf sebaik sahaja amaun sumbangan boleh diukur pasti.

Perniagaan berkaitan dengan pelaburan

Pendapatan sumbangan pertama diiktiraf berasaskan andaian risiko dan sumbangan berikutnya diiktiraf atas dasar tunai. Risiko berikutan diandaikan berasaskan kecukupan unit bagi peserta.

Perniagaan tak berkaitan

Pendapatan sumbangan pertama diiktiraf dari tarikh awal dan sumbangan berikutnya diiktiraf apabila tamat tempoh. Pada akhir tahun kewangan, semua sumbangan yang harus diterima akan diakaunkan sehingga ke tahap di mana ianya dapat diukur pasti.

(ii) Perniagaan berkaitan pelaburan

Pelaburan dalam perniagaan berkaitan pelaburan dinyatakan pada nilai saksama. Sebarang peningkatan atau penurunan dalam nilai pelaburan diambil kira dalam untung atau rugi.

(iii) Peruntukan untuk tuntutan tertunggak

Tuntutan dan kos penyelesaian yang ditanggung dalam tempoh kewangan diiktiraf apabila peristiwa boleh tuntut berlaku dan/atau kumpulan dimaklumkan.

Tuntutan dan peruntukan untuk tuntutan yang timbul daripada sijil takaful keluarga, termasuk kos penyelesaian tolak pemulihan takaful semula, diambil kira menggunakan kaedah berasaskan kes dan untuk tujuan ini, manfaat yang perlu dibayar di bawah sijil takaful keluarga diiktiraf seperti berikut:

a. Kematangan atau bayaran manfaat takaful lain yang perlu dibayar pada tarikh tertentu dianggap sebagai tuntutan yang perlu dibayar pada tarikh pembayaran.

b. Kematian, serahan dan manfaat lain tanpa tarikh tamat tempoh dianggap sebagai tuntutan yang perlu dibayar pada tarikh penerimaan makluman penamatan akibat kematian peserta atau berlakunya hal luar jangka yang dilindungi.

3. TUNAI DAN DANA JANGKA PENDEK

	KUMPULAN		BANK	
	2016 RM'000	2015 RM'000	2016 RM'000	2015 RM'000
Tunai di tangan dan baki di bank-bank dan lain-lain institusi kewangan	**525,016**	619,312	**520,636**	614,851
Wang panggilan, deposit dan penempatan yang matang dalam tempoh sebulan	**297,996**	266,440	**211,570**	213,930
	823,012	885,752	**732,206**	828,781

NOTA KEPADA PENYATA KEWANGAN

4. DEPOSIT DAN PENEMPATAN DENGAN BANK DAN INSTITUSI KEWANGAN LAIN

	KUMPULAN/BANK	
	2016 RM'000	2015 RM'000
Deposit ditempatkan dengan:		
Institusi kewangan lain	**100,000**	-

Struktur kematangan deposit dan penempatan dengan institusi kewangan lain

	KUMPULAN/BANK	
	2016 RM'000	2015 RM'000
Matang dalam tempoh satu tahun	**100,000**	-

5. PELABURAN SEKURITI

		KUMPULAN		BANK	
	NOTA	2016 RM'000	2015 RM'000	2016 RM'000	2015 RM'000
Pelaburan sekuriti pada nilai saksama melalui untung atau rugi	5(a)	**163,284**	165,843	**-**	-
Pelaburan sekuriti dipegang hingga matang	5(b)	**-**	7,608,587	**-**	7,608,587
Pelaburan sekuriti tersedia untuk jualan	5(c)	**6,365,260**	1,584,150	**6,365,260**	1,584,150
		6,528,544	9,358,580	**6,365,260**	9,192,737

(a) Pelaburan sekuriti pada nilai saksama melalui untung atau rugi

Pada nilai saksama:

	KUMPULAN		BANK	
	2016 RM'000	2015 RM'000	2016 RM'000	2015 RM'000
Instrumen pasaran wang:				
Sekuriti Kerajaan Malaysia	**3,306**	6,323	**-**	-
Sekuriti tidak disebutharga di Malaysia:				
Sekuriti Hutang Islam	**127,691**	159,520	**-**	-
Sekuriti disebutharga di Malaysia:				
Pelaburan Amanah Saham	**32,287**	-	**-**	-
	163,284	165,843	**-**	-

NOTA KEPADA PENYATA KEWANGAN

5. PELABURAN SEKURITI (SAMBUNGAN)

(b) Pelaburan sekuriti dipegang hingga matang

Pada kos terlunas:

	KUMPULAN/BANK	
	2016	2015
	RM'000	RM'000
Instrumen pasaran wang:		
Sekuriti Kerajaan Malaysia	-	1,902,708
Sukuk Perumahan Kerajaan	-	239,717
Terbitan Pelaburan Kerajaan Malaysia	-	2,413,073
Bon Jaminan Kerajaan	-	1,822,570
Bon Khazanah	-	648,410
	-	7,026,478
Sekuriti tak disebutharga di Malaysia:		
Sekuriti Hutang Swasta	-	59,802
Sekuriti Hutang Islam	-	420,760
	-	480,562
Tambah: Pertambahan diskaun bersih tolak pelunasan premium	-	101,547
	-	7,608,587

Struktur kematangan sekuriti dipegang hingga matang

	KUMPULAN/BANK	
	2016	2015
	RM'000	RM'000
Matang dalam tempoh satu tahun	-	503,668
Melebihi satu tahun	-	7,104,919
	-	7,608,587

Pada tahun kewangan semasa, semua sekuriti pelaburan dipegang hingga matang telah dikelaskan semula kepada sedia untuk dijual sebelum tempoh matang, disebabkan oleh perubahan dalam strategi perniagaan Kumpulan.

NOTA KEPADA PENYATA KEWANGAN

5. PELABURAN SEKURITI (SAMBUNGAN)

(c) Pelaburan sekuriti tersedia untuk jualan

Pada nilai saksama:

	KUMPULAN/BANK	
	2016	2015
	RM'000	RM'000
Instrumen pasaran wang:		
Sekuriti Kerajaan Malaysia	**1,041,974**	468,995
Sukuk Perumahan Kerajaan	**383,675**	143,023
Bon Jaminan Kerajaan	**1,699,346**	94,395
Terbitan Pelaburan Kerajaan Malaysia	**1,952,198**	647,793
Bon Khazanah	**602,046**	-
	5,679,239	1,354,206
Tolak: Pelunasan premium tolak pertambahan diskaun bersih	**(3,061)**	(9,451)
	5,676,178	1,344,755
Sekuriti tidak disebutharga di Malaysia:		
Saham	**380**	380
Sekuriti Hutang Swasta	**59,819**	-
Sekuriti Hutang Islam	**412,464**	-
	472,663	380
Tolak: Pelunasan premium tolak pertambahan diskaun bersih	**(65)**	-
Tolak: Kerugian rosotnilai terkumpul sekuriti tidak disebut harga di Malaysia	**(380)**	(380)
	472,218	-
Sekuriti disebutharga di Malaysia:		
Saham	**105,566**	88,635
Pelaburan Amanah Saham	**207,968**	198,647
	313,534	287,282
Tolak: Kerugian rosotnilai terkumpul sekuriti disebutharga di Malaysia	**(96,670)**	(47,887)
	216,864	239,395
	6,365,260	1,584,150

Struktur kematangan sekuriti tersedia untuk jualan

	KUMPULAN/BANK	
	2016	2015
	RM'000	RM'000
Matang dalam tempoh satu tahun	**164,436**	-
Melebihi satu tahun	**5,983,960**	1,344,755
Tiada tempoh kematangan	**216,864**	239,395
	6,365,260	1,584,150

NOTA KEPADA PENYATA KEWANGAN

6. PINJAMAN, PENDAHULUAN DAN PEMBIAYAAN

	KUMPULAN/BANK		
	31.12.2016 RM'000	31.12.2015 RM'000 (Dinyatakan semula)	1.1.2015 RM'000 (Dinyatakan semula)
Pinjaman, pendahuluan dan pembiayaan pada kos terlunas	**21,093,111**	20,112,574	18,253,416

Berikut adalah pecahan pinjaman, pendahuluan dan pembiayaan:

KUMPULAN/BANK	AMAUN KASAR 31.12.2016 RM'000	NILAI ROSOTNILAI 31.12.2016 RM'000	AMAUN DIBAWA 31.12.2016 RM'000
Pada kos terlunas			
Pinjaman/pembiayaan perumahan	**8,827,482**	**(233,862)**	**8,593,620**
Pinjaman/pembiayaan persendirian	**10,984,259**	**(223,034)**	**10,761,225**
Pinjaman/pembiayaan kakitangan	**116,902**	**(2,542)**	**114,360**
Sewa beli belum terima	**665,641**	**(31,907)**	**633,734**
Mikro kredit	**1,175**	**(75)**	**1,100**
Mikro kewangan	**617,586**	**(128,674)**	**488,912**
Kad kredit/caj	**456,921**	**(44,968)**	**411,953**
Pinjaman/pembiayaan bertempoh yang lain	**90,350**	**(2,168)**	**88,182**
Kredit pusingan	**13,169**	**(13,144)**	**25**
	21,773,485	**(680,374)**	**21,093,111**

KUMPULAN/BANK	AMAUN KASAR 31.12.2015 (Dinyatakan semula)	NILAI ROSOTNILAI 31.12.2015 (Dinyatakan semula)	AMAUN DIBAWA 31.12.2015 (Dinyatakan semula)
Pada kos terlunas			
Pinjaman/pembiayaan perumahan	7,701,761	(185,759)	7,516,002
Pinjaman/pembiayaan persendirian	11,329,567	(174,588)	11,154,979
Pinjaman/pembiayaan kakitangan	125,861	(800)	125,061
Sewa beli belum terima	403,956	(11,718)	392,238
Mikro kredit	1,212	(23)	1,189
Mikro kewangan	543,425	(95,584)	447,841
Kad kredit/caj	390,036	(13,773)	376,263
Pinjaman/pembiayaan bertempoh yang lain	99,796	(821)	98,975
Kredit pusingan	13,125	(13,099)	26
	20,608,739	(496,165)	20,112,574

NOTA KEPADA PENYATA KEWANGAN

6. PINJAMAN, PENDAHULUAN DAN PEMBIAYAAN (SAMBUNGAN)

KUMPULAN/BANK	AMAUN KASAR 1.1.2015 RM'000 (Dinyatakan semula)	NILAI ROSOTNILAI 1.1.2015 RM'000 (Dinyatakan semula)	AMAUN DIBAWA 1.1.2015 RM'000 (Dinyatakan semula)
Pada kos terlunas			
Pinjaman/pembiayaan perumahan	6,349,624	(176,193)	6,173,431
Pinjaman/pembiayaan persendirian	11,051,074	(155,775)	10,895,299
Pinjaman/pembiayaan kakitangan	113,257	(469)	112,788
Sewa beli belum terima	256,656	(6,856)	249,800
Mikro kredit	1,292	(30)	1,262
Mikro kewangan	489,768	(94,085)	395,683
Kad kredit/caj	335,512	(9,406)	326,106
Pinjaman/pembiayaan bertempoh yang lain	98,769	(963)	97,806
Kredit pusingan	15,358	(14,117)	1,241
	18,711,310	(457,894)	18,253,416

(a) Pinjaman, pendahuluan dan pembiayaan mengikut jenis

	KUMPULAN/BANK		
	31.12.2016 RM'000	31.12.2015 RM'000 (Dinyatakan semula)	1.1.2015 RM'000 (Dinyatakan semula)
Pinjaman/pembiayaan bertempoh			
Pinjaman/pembiayaan perumahan	**22,148,191**	19,697,671	15,882,602
Pinjaman/pembiayaan persendirian	**15,550,129**	16,460,784	16,653,859
Sewa beli belum terima	**792,525**	473,975	290,727
Pinjaman/pembiayaan bertempoh yang lain*	**90,082**	100,031	99,038
Mikro kredit	**1,174**	1,212	1,292
Mikro kewangan	**718,396**	637,111	571,341
Pinjaman/pembiayaan kakitangan	**118,328**	128,846	116,640
Kad kredit/caj	**456,921**	390,036	335,512
Kredit pusingan	**13,169**	13,125	15,409
Tolak: Faedah/pendapatan belum diiktiraf	**(18,115,430)**	(17,294,052)	(15,255,110)
Jumlah kasar pinjaman, pendahuluan dan pembiayaan	**21,773,485**	20,608,739	18,711,310
Tolak: Rosotnilai pinjaman, pendahuluan dan pembiayaan			
Rosotnilai kolektif	**(680,374)**	(496,165)	(457,894)
Jumlah bersih pinjaman, pendahuluan dan pembiayaan	**21,093,111**	20,112,574	18,253,416

* Termasuk pinjaman bertempoh subordinat terhutang daripada BSNC Corporation (M) Berhad, syarikat bersekutu, dengan jumlah prinsipal sebanyak RM150 juta. Pada tahun 2014, pembayaran balik baki tertunggak RM38.62 juta telah disusun semula di mana bayaran perlu dibuat pada setiap suku tahun dengan faedah pada baki rehat bulanan BLR – 2.5%. BLR dalam Bank sepanjang tahun kewangan adalah 6.85% (2015: 6.85%) setahun dan bayaran terakhir perlu dibayar pada September 2025. Amaun dibawa pinjaman bertempoh pada 31 Disember 2016 adalah RM18.53 juta (2015: RM20.88 juta).

NOTA KEPADA PENYATA KEWANGAN

6. PINJAMAN, PENDAHULUAN DAN PEMBIAYAAN (SAMBUNGAN)

(b) Pinjaman, pendahuluan dan pembiayaan mengikut jenis pelanggan

	KUMPULAN/BANK		
	31.12.2016 RM'000	31.12.2015 RM'000 (Dinyatakan semula)	1.1.2015 RM'000 (Dinyatakan semula)
Institusi kewangan bukan bank domestik			
Koperasi	**13,169**	13,125	15,358
Perusahaan perniagaan domestik			
Subordinat	**18,532**	20,884	22,010
Korporat	**68,635**	75,755	73,627
Individu	**21,673,149**	20,498,975	18,600,315
	21,773,485	20,608,739	18,711,310

(c) Pinjaman, pendahuluan dan pembiayaan mengikut kepekaan kadar faedah/untung

	KUMPULAN/BANK		
	31.12.2016 RM'000	31.12.2015 RM'000 (Dinyatakan semula)	1.1.2015 RM'000 (Dinyatakan semula)
Kadar tetap			
Pinjaman/pembiayaan perumahan	**1,209,462**	826,614	893,148
Sewa beli belum terima	**665,656**	403,984	256,681
Mikro kredit	**1,175**	1,212	1,292
Mikro kewangan	**617,586**	543,425	489,768
Pinjaman/pembiayaan kadar tetap lain	**11,592,118**	11,875,867	11,522,084
Kadar boleh ubah			
Kadar pinjaman/pembiayaan asas-tokok keuntungan	**7,618,020**	6,875,147	5,456,476
Kos-tokok keuntungan	**69,468**	82,490	91,861
	21,773,485	20,608,739	18,711,310

(d) Pinjaman, pendahuluan dan pembiayaan mengikut sektor

	KUMPULAN/BANK		
	31.12.2016 RM'000	31.12.2015 RM'000 (Dinyatakan semula)	1.1.2015 RM'000 (Dinyatakan semula)
Pembelian hartanah perumahan	**8,907,978**	7,780,576	6,429,964
Perkhidmatan kewangan, insurans dan perniagaan	**87,167**	96,722	96,866
Pembelian sekuriti	**208,970**	961	964
Pembelian kenderaan pengangkutan	**722,115**	473,694	337,697
Pembelian barang pengguna tahan lama	**2,119**	2,095	2,067
Kredit penggunaan	**10,769,454**	11,320,018	11,017,180
Kad kredit	**456,921**	390,036	335,512
Mikro kredit	**1,175**	1,212	1,292
Mikro kewangan	**617,586**	543,425	489,768
	21,773,485	20,608,739	18,711,310

NOTA KEPADA PENYATA KEWANGAN

6. PINJAMAN, PENDAHULUAN DAN PEMBIAYAAN (SAMBUNGAN)

(e) Pinjaman, pendahuluan dan pembiayaan mengikut agihan geografi

	KUMPULAN/BANK		
	31.12.2016 RM'000	31.12.2015 RM'000 (Dinyatakan semula)	1.1.2015 RM'000 (Dinyatakan semula)
Kedah/Perlis	**1,220,364**	1,141,271	1,064,633
Pulau Pinang	**1,371,992**	1,216,210	1,081,731
Perak	**1,810,245**	1,665,910	1,495,679
Selangor	**3,264,327**	2,916,073	2,539,400
Kuala Lumpur	**3,868,735**	4,118,879	3,674,418
Melaka	**1,470,872**	1,338,300	1,184,253
Negeri Sembilan	**1,167,745**	1,062,939	968,736
Johor	**2,115,372**	1,941,941	1,779,719
Pahang	**1,054,607**	9 62,166	881,830
Kelantan	**1,148,512**	1,100,757	1,072,541
Terengganu	**940,510**	903,981	866,707
Sarawak	**1,037,066**	987,348	917,390
Sabah	**1,303,138**	1,252,964	1,184,273
	21,773,485	20,608,739	18,711,310

(f) Pinjaman, pendahuluan dan pembiayaan mengikut kematangan kontrak residual

	KUMPULAN/BANK		
	31.12.2016 RM'000	31.12.2015 RM'000 (Dinyatakan semula)	1.1.2015 RM'000 (Dinyatakan semula)
Matang dalam tempoh satu tahun	**785,960**	504,888	472,768
Melebihi satu tahun hingga tiga tahun	**527,584**	245,770	264,168
Melebihi tiga tahun hingga lima tahun	**1,001,402**	726,074	900,533
Melebihi lima tahun	**19,458,539**	19,132,007	17,073,841
	21,773,485	20,608,739	18,711,310

7. PINJAMAN, PENDAHULUAN DAN PEMBIAYAAN ROSOTNILAI

(a) Pergerakan dalam pinjaman, pendahuluan dan pembiayaan rosotnilai

	KUMPULAN/BANK	
	2016 RM'000	2015 RM'000 (Dinyatakan semula)
Pada awal tahun	**441,124**	437,037
Diklasifikasi sebagai rosotnilai dalam tahun semasa	**235,218**	451,072
Diklasifikasikan semula sebagai tidak rosotnilai dalam tahun semasa	**(88,888)**	(380,596)
Amaun dihapuskira	**(34,032)**	(66,389)
Pada akhir tahun	**553,422**	441,124
Nisbah pinjaman/pembiayaan rosotnilai kepada pinjaman/pembiayaan kasar	**2.54%**	2.14%

NOTA KEPADA PENYATA KEWANGAN

7. PINJAMAN, PENDAHULUAN DAN PEMBIAYAAN ROSOTNILAI (SAMBUNGAN)

(b) Pinjaman, pendahuluan dan pembiayaan rosotnilai mengikut sektor

	KUMPULAN/BANK	
	2016 RM'000	2015 RM'000 (Dinyatakan semula)
Perkhidmatan kewangan, insurans dan perniagaan	-	83
Pembelian hartanah perumahan	198,227	19,119
Pembelian sekuriti	15,084	960
Pembelian kenderaan pengangkutan	18,306	6,701
Kredit penggunaan	183,413	162,700
Pembelian barang pengguna tahan lama	2,123	2,048
Mikro kewangan	110,591	81,703
Mikro kredit	79	73
Kad kredit	25,599	7,737
	553,422	441,124

(c) Pinjaman, pendahuluan dan pembiayaan rosotnilai mengikut agihan geografi

	KUMPULAN/BANK	
	2016 RM'000	2015 RM'000 (Dinyatakan semula)
Kedah/Perlis	44,093	37,390
Pulau Pinang	30,600	26,250
Perak	43,821	32,282
Selangor	77,696	68,542
Kuala Lumpur	151,248	112,735
Melaka	32,923	25,004
Negeri Sembilan	47,087	45,487
Johor	31,235	24,333
Pahang	20,359	16,172
Kelantan	21,496	16,161
Terengganu	17,967	12,158
Sarawak	13,273	9,177
Sabah	21,624	15,433
	553,422	441,124

NOTA KEPADA PENYATA KEWANGAN

7. PINJAMAN, PENDAHULUAN DAN PEMBIAYAAN ROSOTNILAI (SAMBUNGAN)

(d) Pergerakan dalam peruntukan rosotnilai hutang lapuk dan ragu

	KUMPULAN/BANK 2016 RM'000	2015 RM'000 (Dinyatakan semula)
Rosotnilai kolektif:		
Pada 1 Januari		
- seperti yang dilaporkan sebelum ini	**496,165**	458,814
- kesan ke atas pelarasan tahun terdahulu (Nota 42)	**-**	(920)
Pada awal tahun	**496,165**	457,894
Kerugian rosotnilai diiktiraf (Nota 30)	**412,448**	143,754
Amaun pemulihan hutang yang dimasuk kira semula (Nota 30)	**(228,239)**	(105,483)
Pada akhir tahun	**680,374**	496,165
Portfolio peruntukan rosotnilai sebagai % dari pinjaman, pendahuluan dan pembiayaan kasar	**3.12%**	2.41%
Portfolio peruntukan rosotnilai termasuk rizab pematuhan sebagai % dari pinjaman, pendahuluan dan pembiayaan kasar	**3.73%**	3.04%

Pergerakan dalam peruntukan rosotnilai hutang lapuk dan ragu mengikut jenis pinjaman, pendahuluan dan pembiayaan

KUMPULAN/BANK	Pada 1 Januari 2016 RM'000	Penambahan peruntukan RM'000	Amaun masukkira semula berkaitan pemulihan RM'000	Pada 31 Disember 2016 RM'000
Rosotnilai kolektif:				
Pinjaman/pembiayaan perumahan	185,759	110,957	(62,854)	**233,862**
Pinjaman/pembiayaan persendirian	174,588	176,977	(128,531)	**223,034**
Pinjaman/pembiayaan kakitangan	800	2,899	(1,157)	**2,542**
Sewa beli belum terima	11,718	30,254	(10,065)	**31,907**
Mikro kredit	23	58	(6)	**75**
Mikro kewangan	95,584	44,276	(11,186)	**128,674**
Kad kredit/caj	13,773	45,066	(13,871)	**44,968**
Pinjaman/pembiayaan bertempoh	821	1,833	(486)	**2,168**
Kredit pusingan	13,099	128	(83)	**13,144**
	496,165	412,448	(228,239)	**680,374**

KUMPULAN/BANK	Pada 1 Januari 2015 RM'000 (Dinyatakan semula)	Penambahan peruntukan RM'000	Amaun masukkira semula berkaitan pemulihan RM'000	Pada 31 Disember 2015 RM'000 (Dinyatakan semula)
Rosotnilai kolektif:				
Pinjaman/pembiayaan perumahan	176,193	66,436	(56,870)	**185,759**
Pinjaman/pembiayaan persendirian	155,775	45,227	(26,414)	**174,588**
Pinjaman/pembiayaan kakitangan	469	1,154	(823)	**800**
Sewa beli belum terima	6,856	7,699	(2,837)	**11,718**
Mikro kredit	30	13	(20)	**23**
Mikro kewangan	94,085	11,997	(10,498)	**95,584**
Kad kredit/caj	9,406	11,041	(6,674)	**13,773**
Pinjaman/pembiayaan bertempoh	963	55	(197)	**821**
Kredit pusingan	14,117	132	(1,150)	**13,099**
	457,894	143,754	(105,483)	**496,165**

NOTA KEPADA PENYATA KEWANGAN

8. ASET-ASET LAIN

	KUMPULAN		BANK	
	2016 RM'000	2015 RM'000	2016 RM'000	2015 RM'000
Faedah/pendapatan belum terima	**55,748**	80,384	**54,353**	78,711
Deposit dan bayaran terdahulu	**15,162**	16,128	**15,162**	16,128
Pelbagai penghutang belum terima	**324,294**	287,119	**158,500**	146,854
Dividen belum terima	**2,641**	2,621	**2,641**	2,621
Amaun terhutang oleh subsidiari*	**-**	-	**531**	5,000
Amaun terhutang oleh syarikat bersekutu*	**6,579**	-	**6,579**	-
	404,424	386,252	**237,766**	249,314
Tolak: Peruntukan rosotnilai hutang ragu	**(694)**	(747)	**(694)**	(747)
	403,730	385,505	**237,072**	248,567

* Amaun terhutang oleh subsidiari dan syarikat bersekutu yang mewakili perbelanjaan dibayar bagi pihak adalah tidak bercagar, tanpa faedah dan perlu dibayar balik atas permintaan.

9. PELABURAN DALAM SUBSIDIARI

	BANK	
	2016 RM'000	2015 RM'000
Saham tidak disebutharga pada kos	**53,000**	53,000

Butiran subsidiari adalah seperti yang berikut:

Nama	Aktiviti utama	Negara diperbadankan	Peratus ekuiti dipegang secara langsung	
			2016 %	2015 %
Permodalan BSN Berhad*	Pengurusan dana unit amanah saham	Malaysia	**100**	100
Prudential BSN Takaful Berhad* **(Nota 1)**	Pengurusan Dana Takaful	Malaysia	**51**	51

* Diaudit selain daripada Ketua Audit Negara Malaysia.

Nota 1: Pada 29 Jun 2006, satu Perjanjian Pemegang Saham telah ditandatangani antara Bank Simpanan Nasional (BSN) dan Prudential Corporation Holdings Limited (PCHL). Di bawah perjanjian itu, BSN dikehendaki membayar kepada PCHL sejumlah RM21 juta menjelang akhir tahun sepuluh kewangan yang pertama sebagai pembayaran ganti sebahagian daripada premium yang dibayar oleh= PCHL tertakluk kepada syarat-syarat perjanjian itu. Pada 23 Disember 2016, Perjanjian Pemegang Saham lain telah ditandatangani di antara BSN dan PCHL untuk menggantikan Perjanjian Pemegang Saham yang telah tamat tempoh yang ditandatangani pada 29 Jun 2006. Di bawah perjanjian ini, sejumlah RM21 juta adalah berpotensi akan diketepikan oleh PCHL tetapi tertakluk kepada kelulusan Bank Negara Malaysia. Jumlah tersebut kini dianggap sebagai pertimbangan tertunda seperti yang dinyatakan dalam Nota 20.

Jadual di bawah menunjukkan butiran subsidiari bukan milik penuh Kumpulan yang mempunyai kepentingan yang tiada kawalan.

KUMPULAN							
Nama subsidiari	Negara diperbadankan dan tempat utama perniagaan	Perkadaran kepentingan milikan dan hak mengundi yang dipegang oleh kepentingan bukan kawalan		Untung diagihkan kepada kepentingan bukan kawalan		Kepentingan bukan kawalan terkumpul	
		2016 %	2015 %	2016 RM'000	2015 RM'000	2016 RM'000	2015 RM'000
Prudential BSN Takaful Berhad Malaysia	Malaysia	**49**	49	**35,797**	7,138	**156,729**	120,932

NOTA KEPADA PENYATA KEWANGAN

10. PELABURAN DALAM SYARIKAT BERSEKUTU

	KUMPULAN		BANK	
	2016 RM'000	2015 RM'000	2016 RM'000	2015 RM'000
Saham tak disebutharga pada kos:				
Pada awal tahun	**387,675**	387,675	**387,675**	387,675
Penambahan	**1,250**	-	**1,250**	-
Pada akhir tahun	**388,925**	387,675	**388,925**	387,675
Tambah: Keputusan Kumpulan (selepas pengambilalihan)	**45,465**	42,288	**-**	-
	434,390	429,963	**388,925**	387,675
Tolak: Peruntukan rosotnilai terkumpul	**(199,867)**	(199,867)	**(199,867)**	(199,867)
	234,523	230,096	**189,058**	187,808

	KUMPULAN	
	2016 RM'000	2015 RM'000
Diwakili oleh:		
Perkongsian aset ketara bersih	**234,523**	230,096

Berikut adalah butir-butir syarikat bersekutu Kumpulan pada 31 Disember 2016:

Nama Syarikat	Tempat perniagaan/ Negara diperbadankan	Faedah Efektif Kumpulan 2016 %	2015 %	Aktiviti Utama
Sekutu secara langsung				
BSNC Corporation (M) Berhad	Malaysia	**41.34**	41.34	Pemegangan pelaburan
Gibraltar BSN Holdings Sdn. Bhd.	Malaysia	**30.00**	30.00	Pemegangan pelaburan
Sekutu secara tidak langsung dipegang melalui BSNC Corporation (M) Berhad				
BSNC Leasing (M) Sdn. Bhd.	Malaysia	**41.34**	41.34	Pajakan dan sewa beli
Kasturi Kembara Sdn. Bhd.	Malaysia	**21.08**	21.08	Dorman
Amenity Services Sdn. Bhd. Malaysia	Malaysia	**21.08**	21.08	Dorman
Sekutu secara tidak langsung Gibraltar BSN Holdings Sdn. Bhd.				
Gibraltar BSN Life Berhad	Malaysia	**30.00**	**30.00**	Pengunderaitan perniagaan insurans hayat termasuk perniagaan berkaitan pelaburan

NOTA KEPADA PENYATA KEWANGAN

10. PELABURAN DALAM SYARIKAT BERSEKUTU (SAMBUNGAN)

Jadual berikut ringkasan maklumat bagi syarikat bersekutu Kumpulan, diselaraskan untuk apa-apa perbezaan di dalam dasar perakaunan dan menyesuaikan maklumat kepada amaun dibawa kepentingan Kumpulan dalam syarikat bersekutu.

KUMPULAN		2016	
	Gibraltar BSN Holdings Sdn Bhd RM'000	*Syarikat bersekutu tidak signifikan lain* RM'000	Jumlah RM'000
Ringkasan maklumat kewangan			
Jumlah aset	**2,313,779**	**158,727**	**2,472,506**
Jumlah liabiliti	**1,811,087**	**57,121**	**1,868,208**
Aset bersih	**502,692**	**101,606**	**604,298**
Jumlah pendapatan komprehensif	**5,404**	**4,205**	**9,609**
Termasuk dalam jumlah pendapatan komprehensif:			
Hasil	**397,946**	**13,927**	**411,873**
Penyesuaian aset bersih untuk amaun dibawa pada 31 Disember			
Bahagian Kumpulan dalam aset bersih	**150,807**	**42,004**	**192,811**
Pemansuhan keuntungan tidak nyata	**1,995**	**39,717**	**41,712**
Amaun dibawa dalam penyata kedudukan kewangan	**152,802**	**81,721**	**234,523**
Bahagian Kumpulan dalam keputusan kewangan bagi tahun berakhir 31 Disember			
Bahagian Kumpulan daripada jumlah pendapatan komprehensif	**1,439**	**1,738**	**3,177**

KUMPULAN		2015	
	Gibraltar BSN Holdings Sdn Bhd RM'000	*Syarikat bersekutu tidak signifikan lain* RM'000	Jumlah RM'000
Ringkasan maklumat kewangan			
Jumlah aset	2,318,531	161,782	2,480,313
Jumlah liabiliti	1,821,243	62,278	1,883,521
Aset bersih	497,288	99,504	596,792
Jumlah pendapatan komprehensif	(13,975)	7,360	(6,615)
Termasuk dalam jumlah pendapatan komprehensif:			
Hasil	394,612	14,846	409,458
Penyesuaian aset bersih untuk amaun dibawa pada 31 Disember			
Bahagian Kumpulan dalam aset bersih	149,186	41,135	190,321
Pemansuhan keuntungan tidak nyata	2,177	37,598	39,775
Amaun dibawa dalam penyata kedudukan kewangan	151,363	78,733	230,096
Bahagian Kumpulan dalam keputusan kewangan bagi tahun berakhir 31 Disember			
Bahagian Kumpulan daripada jumlah pendapatan komprehensif	(3,356)	3,043	(313)

11. HARTANAH, LOJI DAN KELENGKAPAN

KUMPULAN

KOS	NOTA	Tanah RM'000	Bangunan RM'000	Komponen utama: Lif RM'000	Komponen utama: Penyaman udara RM'000	Loji dan peralatan: Sumber Bank RM'000	Loji dan peralatan: Sumber geran RM'000	Perabot dan Ke-lengkapan RM'000	Kenderaan bermotor RM'000	Kerja dalam proses: Sumber Bank RM'000	Kerja dalam proses: Sumber geran RM'000	Pengubahsuaian: Sumber Bank RM'000	Pengubahsuaian: Sumber geran RM'000	Jumlah RM'000
Pada 1 Januari 2015		13,413	204,705	3,662	4,233	433,605	1,336	92,877	28,679	48,240	55,901	247,144	844	1,134,639
Tambahan		-	-	-	-	36,330	2,158	18,567	2,156	51,565	15,681	38,602	6	165,065
Pelupusan		-	-	-	-	(5)	-	-	(455)	-	-	-	-	(460)
Hapuskira		-	(567)	-	-	(4,241)	-	(13,582)	(1,082)	-	-	(4,468)	-	(23,940)
Pelarasan		-	-	-	-	1,585	(1,555)	3,007	-	(12,264)	1,906	7,417	(506)	(410)
Klasifikasi semula kepada aset tak ketara	14	-	-	-	-	(10,663)	-	-	-	(1,508)	-	(1,508)	-	(10,663)
Permodalan		-	-	-	-	-	-	-		(13,038)	-	-	-	(13,038)
Pada 31 Disember 2015/ Pada 1 Januari 2016		13,413	204,138	3,662	4,233	456,611	1,939	100,869	29,298	72,995	73,488	290,203	344	1,251,193
Tambahan		-	-	-	-	45,788	4,059	19,074	2,987	66,006	9,442	41,100	-	188,456
Pelupusan		-	(133)	-	-	(4,556)	-	(25)	(2,065)	-	-	(1,115)	-	(7,894)
Hapuskira*		-	(11)	-	-	(36,749)	-	(5,794)	(140)	-	-	(487)	-	(43,181)
Pelarasan		-	54,453	-	-	13,451	29,020	7,053	-	(68,804)	(29,020)	(7,130)	-	(977)
Pindahan daripada pelaburan hartanah	12	-	14,837	484	2,147	-	-	-	-	-	-	-	-	17,468
Pindahan kepada aset tak ketara	14	-	-	-	-	-	-	-	-	(7,634)	-	-	-	(7,634)
Pada 31 Disember 2016		**13,413**	**273,284**	**4,146**	**6,380**	**474,545**	**35,018**	**121,177**	**30,080**	**62,563**	**53,910**	**322,571**	**344**	**1,397,431**

* Amaun hapuskira yang ketara disebabkan tujuan penjenamaan semula.

11. HARTANAH, LOJI DAN KELENGKAPAN (SAMBUNGAN)

KUMPULAN

SUSUT NILAI TERKUMPUL DAN ROSOTNILAI	NOTA	Tanah RM'000	Bangunan RM'000	Komponen utama: Lif RM'000	Komponen utama: Penyaman udara RM'000	Loji dan peralatan: Sumber Bank RM'000	Loji dan peralatan: Sumber geran RM'000	Perabot dan Kelengkapan RM'000	Kenderaan bermotor RM'000	Kerja dalam proses: Sumber Bank RM'000	Kerja dalam proses: Sumber geran RM'000	Pengubahsuaian: Sumber Bank RM'000	Pengubahsuaian: Sumber geran RM'000	Jumlah RM'000
Pada 1 Januari 2015														
Susut nilai terkumpul		-	79,328	1,927	3,013	352,185	1,163	54,196	13,690	-	-	125,930	358	631,790
Kerugian rosotnilai terkumpul		-	-	-	-	-	-	-	-	-	-	-	-	-
		-	79,328	1,927	3,013	352,185	1,163	54,196	13,690	-	-	125,930	358	631,790
Caj tahun semasa	29	-	4,088	149	240	31,130	210	9,145	2,735	-	-	32,367	51	80,115
Kerugian rosotnilai		-	929	-	-	-	-	-	-	-	-	-	-	929
Pelupusan		-	-	-	-	(4)	-	-	(359)	-	-	-	-	(363)
Hapuskira		-	(230)	-	-	(4,004)	-	(8,447)	(884)	-	-	(3,574)	-	(17,141)
Pelarasan		-	-	-	-	1	8	465	-	-	-	(285)	(228)	(39)
Klasifikasi semula kepada aset tak ketarats	14	-	-	-	-	(7,715)	-	-	-	-	-	-	-	(7,715)
Pada 31 Disember 2015/ Pada 1 Januari 2016														
Susut nilai terkumpul		-	83,186	2,076	3,253	371,593	1,381	55,359	15,182	-	-	154,436	181	686,647
Kerugian rosotnilai terkumpul		-	929	-	-	-	-	-	-	-	-	-	-	929
		-	84,115	2,076	3,253	371,593	1,381	55,359	15,182	-	-	154,436	181	687,576
Caj tahun semasa	29	-	4,382	167	343	33,607	5,099	12,677	2,872	-	-	36,977	52	96,176
Kerugian rosotnilai		-	(51)	-	-	(4,228)	-	(7)	(1,753)	-	-	(44)	-	(6,083)
Pelupusan		-	(4)	-	-	(36,238)	-	(5,226)	(85)	-	-	(389)	-	(41,942)
Hapuskira*		-	-	-	-	33	-	1,937	(5)	-	-	(2,146)	-	(181)
Pindahan daripada pelaburan hartanah	12	-	4,953	244	1,300	-	-	-	-	-	-	-	-	6,497
Pada 31 Disember 2016														
Susut nilai terkumpul		-	92,466	2,487	4,896	364,767	6,480	64,740	16,211	-	-	188,834	233	741,114
Kerugian rosotnilai terkumpul		-	929	-	-	-	-	-	-	-	-	-	-	929
		-	93,395	2,487	4,896	364,767	6,480	64,740	16,211	-	-	188,834	233	742,043

* Amaun hapuskira yang ketara disebabkan tujuan penjenamaan semula.

AMAUN DIBAWA	Tanah RM'000	Bangunan RM'000	Komponen utama: Lif RM'000	Komponen utama: Penyaman udara RM'000	Loji dan peralatan: Sumber Bank RM'000	Loji dan peralatan: Sumber geran RM'000	Perabot dan kelengkapan RM'000	Kenderaan bermotor RM'000	Kerja dalam proses: Sumber Bank RM'000	Kerja dalam proses: Sumber geran RM'000	Pengubahsuaian: Sumber Bank RM'000	Pengubahsuaian: Sumber geran RM'000	Jumlah RM'000
Pada 1 Januari 2015	13,413	125,377	1,735	1,220	81,420	173	38,681	14,989	48,240	55,901	121,214	486	502,849
Pada 31 Disember 2015	13,413	120,023	1,586	980	85,018	558	45,510	14,116	72,995	73,488	135,767	163	563,617
Pada 31 Disember 2016	**13,413**	**179,889**	**1,659**	**1,484**	**109,778**	**28,538**	**56,437**	**13,869**	**62,563**	**53,910**	**133,737**	**111**	**655,388**

11. HARTANAH, LOJI DAN KELENGKAPAN (SAMBUNGAN)

BANK

				Komponen utama		Loji dan peralatan				Kerja dalam proses		Pengubahsuaian		
KOS	**NOTA**	**Tanah RM'000**	**Bangunan RM'000**	**Lif RM'000**	**Penyaman udara RM'000**	**Sumber Bank RM'000**	**Sumber geran RM'000**	**Perabot dan Ke-lengkapan RM'000**	**Kenderaan bermotor RM'000**	**Sumber Bank RM'000**	**Sumber geran RM'000**	**Sumber Bank RM'000**	**Sumber geran RM'000**	**Jumlah RM'000**
Pada 1 Januari 2015		13,413	201,740	3,662	4,233	417,598	1,336	90,047	27,205	43,265	55,901	235,961	844	1,095,205
Tambahan		-	-	-	-	35,824	2,158	18,409	1,530	39,240	15,681	38,602	6	151,450
Pelupusan		-	-	-	-	-	-	-	(455)	-	-	-	-	(455)
Hapuskira		-	(567)	-	-	(4,241)	-	(13,582)	(1,082)	-	-	(4,468)	-	(23,940)
Pelarasan		-	-	-	-	1,585	(1,555)	3,007	-	(12,264)	1,906	7,417	(506)	(410)
Pada 31 Disember 2015/ Pada 1 Januari 2016		13,413	201,173	3,662	4,233	450,766	1,939	97,881	27,198	70,241	73,488	277,512	344	1,221,850
Tambahan		-	-	-	-	44,929	4,059	18,188	2,052	50,603	9,442	40,430	-	169,703
Pelupusan		-	(133)	-	-	(4,556)	-	(22)	(1,266)	-	-	(1,115)	-	(7,092)
Hapuskira*		-	(11)	-	-	(36,749)	-	(5,794)	(140)	-	-	(487)	-	(43,181)
Pelarasan		-	54,453	-	-	13,451	29,020	7,053	-	(68,804)	(29,020)	(7,130)	-	(977)
Pindahan daripada pelaburan hartanah	12	-	14,837	484	2,147	-	-	-	-	-	-	-	-	17,468
Pada 31 Disember 2016		**13,413**	**270,319**	**4,146**	**6,380**	**467,841**	**35,018**	**117,306**	**27,844**	**52,040**	**53,910**	**309,210**	**344**	**1,357,771**

* Amaun hapuskira yang ketara disebabkan tujuan penjenamaan semula.

11. HARTANAH, LOJI DAN KELENGKAPAN (SAMBUNGAN)

BANK

SUSUT NILAI TERKUMPUL DAN ROSOTNILAI	NOTA	Tanah RM'000	Bangunan RM'000	Komponen utama: Lif RM'000	Komponen utama: Penyaman udara RM'000	Loji dan peralatan: Sumber Bank RM'000	Loji dan peralatan: Sumber geran RM'000	Perabot dan Kelengkapan RM'000	Kenderaan bermotor RM'000	Kerja dalam proses: Sumber Bank RM'000	Kerja dalam proses: Sumber geran RM'000	Pengubahsuaian: Sumber Bank RM'000	Pengubahsuaian: Sumber geran RM'000	Jumlah RM'000
Pada 1 Januari 2015														
Susut nilai terkumpul		-	78,930	1,927	3,013	339,370	1,163	53,079	12,907	-	-	120,671	358	611,418
Kerugian rosotnilai terkumpul		-	-	-	-	-	-	-	-	-	-	-	-	-
		-	78,930	1,927	3,013	339,370	1,163	53,079	12,907	-	-	120,671	358	611,418
Caj tahun semasa	29	-	4,029	149	240	30,933	210	8,845	2,397	-	-	30,486	51	77,340
Kerugian rosotnilai		-	929	-	-	-	-	-	-	-	-	-	-	929
Pelupusan		-	-	-	-	-	-	-	(359)	-	-	-	-	(359)
Hapuskira		-	(230)	-	-	(4,004)	-	(8,447)	(884)	-	-	(3,576)	-	(17,141)
Pelarasan		-	-	-	-	1	8	465	-	-	-	(285)	(228)	(39)
Pada 31 Disember 2015/ Pada 1 Januari 2016														
Susut nilai terkumpul		-	82,729	2,076	3,253	366,300	1,381	53,942	14,061	-	-	147,296	181	671,219
Kerugian rosotnilai terkumpul		-	929	-	-	-	-	-	-	-	-	-	-	929
		-	83,658	2,076	3,253	366,300	1,381	53,942	14,061	-	-	147,296	181	672,148
Caj tahun semasa	29	-	4,323	167	343	33,257	5,099	12,314	2,380	-	-	35,063	52	92,998
Pelupusan		-	(51)	-	-	(4,228)	-	(6)	(954)	-	-	(44)	-	(5,283)
Hapuskira*		-	(4)	-	-	(36,238)	-	(5,226)	(85)	-	-	(389)	-	(41,942)
Pelarasan		-	-	-	-	24	-	1,842	-	-	-	(2,046)	-	(180)
Pindahan daripada pelaburan hartanah	12	-	4,953	244	1,300	-	-	-	-	-	-	-	-	6,497
Pada 31 Disember 2016														
Susut nilai terkumpul		-	91,950	2,487	4,896	359,115	6,480	62,866	15,402	-	-	179,880	233	723,309
Kerugian rosotnilai terkumpul		-	929	-	-	-	-	-	-	-	-	-	-	929
		-	92,879	2,487	4,896	359,115	6,480	62,866	15,402	-	-	179,880	233	724,238

* Amaun hapuskira yang ketara disebabkan tujuan penjenamaan semula.

BANK

AMAUN DIBAWA	Tanah RM'000	Bangunan RM'000	Komponen utama: Lif RM'000	Komponen utama: Penyaman udara RM'000	Loji dan peralatan: Sumber Bank RM'000	Loji dan peralatan: Sumber geran RM'000	Perabot dan Kelengkapan RM'000	Kenderaan bermotor RM'000	Kerja dalam proses: Sumber Bank RM'000	Kerja dalam proses: Sumber geran RM'000	Pengubahsuaian: Sumber Bank RM'000	Pengubahsuaian: Sumber geran RM'000	Jumlah RM'000
Pada 1 Januari 2015	13,413	122,810	1,735	1,220	78,228	173	36,968	14,298	43,265	55,901	115,290	486	483,787
Pada 31 Disember 2015	13,413	117,515	1,586	980	84,466	558	43,939	13,137	70,241	73,488	130,216	163	549,702
Pada 31 Disember 2016	**13,413**	**177,440**	**1,659**	**1,484**	**108,726**	**28,538**	**54,440**	**12,442**	**52,040**	**53,910**	**129,330**	**111**	**633,533**

NOTA KEPADA PENYATA KEWANGAN

12. PELABURAN HARTANAH

KUMPULAN/BANK	NOTA	Tanah RM'000	Bangunan RM'000	Komponen utama: Lif RM'000	Komponen utama: Penyaman udara RM'000	Jumlah RM'000
KOS						
Pada 1 Januari 2015		873	25,586	820	3,639	30,918
Hapuskira		-	(439)	-	-	(439)
Pada 31 Disember 2015/ Pada 1 Januari 2016		873	25,147	820	3,639	30,479
Pindahan kepada hartanah, loji dan kelengkapan	11	-	(14,837)	(484)	(2,147)	(17,468)
Pindahan kepadatanah pegangan pajak	13	(515)	-	-	-	(515)
Pada 31 Disember 2016		**358**	**10,310**	**336**	**1,492**	**12,496**
SUSUT NILAI TERKUMPUL						
Pada 1 Januari 2015		272	8,030	384	2,029	10,715
Caj tahun semasa	29	9	503	31	174	717
Hapuskira		-	(138)	-	-	(138)
Pada 31 Disember 2015/ Pada 1 Januari 2016		281	8,395	415	2,203	11,294
Caj tahun semasa	29	5	206	13	71	295
Pindahan kepada hartanah, loji dan kelengkapan	11	-	(4,953)	(244)	(1,300)	(6,497)
Pindahan kepada tanah pegangan pajak	13	(166)	-	-	-	(166)
Pada 31 Disember 2016		**120**	**3,648**	**184**	**974**	**4,926**
AMAUN DIBAWA						
Pada 1 Januari 2015		601	17,556	436	1,610	20,203
Pada 31 Disember 2015		592	16,752	405	1,436	19,185
Pada 31 Disember 2016		**238**	**6,662**	**152**	**518**	**7,570**

Tanah dan bangunan bagi Kumpulan dan Bank telah dinilai semula pada asas nilai pasaran terbuka pada 12 Mac 2015 berdasarkan Penilaian Profesional. Bank mempunyai polisi untuk menilai semula setiap 3 tahun.

	KUMPULAN/BANK 2016 RM'000	KUMPULAN/BANK 2015 RM'000
Berikut diiktiraf dalam untung atau rugi berkaitan dengan pelaburan hartanah:		
Pendapatan sewa	**836**	903
Perbelanjaan operasi langsung	**(325)**	(548)

Maklumat Nilai Saksama

Nilai saksama pelaburan hartanah dikategorikan seperti berikut:

KUMPULAN/BANK Pada 31 Disember 2015/Pada 31 Disember 2016	Tahap 3 RM'000
Pelaburan hartanah	
Tanah dan bangunan	**43,800**

Tahap 3 nilai saksama

Tahap 3 nilai saksama pelaburan hartanah ditentukan oleh pihak luar, penilai hartanah bebas, yang mempunyai kelayakan yang sesuai serta diiktiraf oleh pihak yang professional dan mempunyai pengalaman terkini dalam lokasi dan kategori hartanah yang bernilai. Perubahan dalam tahap 3 nilai saksama adalah dianalisis oleh pihak pengurusan setiap tahun manakala laporan penilaian hanya diperolehi setiap 3 tahun dari syarikat penilaian berdasarkan polisi Bank.

NOTA KEPADA PENYATA KEWANGAN

13. BAYARAN PAJAKAN PRABAYAR

KUMPULAN	NOTA	Tanah pegangan pajak RM'000	Jumlah RM'000
KOS			
Pada 1 Januari 2015/Pada 31 Disember 2015/1 Januari 2016		101,313	101,313
Pindahan daripada pelaburan hartanah	12	515	515
Pelupusan		(2)	(2)
Pada 31 Disember 2016		**101,826**	**101,826**
PELUNASAN TERKUMPUL			
Pada 1 Januari 2015		20,822	20,822
Caj tahun semasa	29	1,084	1,084
Pada 31 Disember 2015/1 Januari 2016		21,906	21,906
Caj tahun semasa	29	1,091	1,091
Pindahan daripada pelaburan hartanah	12	166	166
Pelupusan		(2)	(2)
Pada 31 Disember 2016		**23,161**	**23,161**
AMAUN DIBAWA			
Pada 1 Januari 2015		80,491	80,491
Pada 31 Disember 2015		79,407	79,407
Pada 31 Disember 2016		**78,665**	**78,665**

BANK	NOTA	Tanah pegangan pajak RM'000	Jumlah RM'000
KOS			
Pada 1 Januari 2015/Pada 31 Disember 2015/1 Januari 2016		100,235	100,235
Pindahan daripada pelaburan hartanah	12	515	515
Pelupusan		(2)	(2)
Pada 31 Disember 2016		**100,748**	**100,748**
PELUNASAN TERKUMPUL			
Pada 1 Januari 2015		20,665	20,665
Caj tahun semasa	29	1,062	1,062
Pada 31 Disember 2015/1 Januari 2016		21,727	21,727
Caj tahun semasa	29	1,069	1,069
Pindahan daripada pelaburan hartanah	12	166	166
Pelupusan		(2)	(2)
Pada 31 Disember 2016		**22,960**	**22,960**
AMAUN DIBAWA			
Pada 1 Januari 2015		79,570	79,570
Pada 31 Disember 2015		78,508	78,508
Pada 31 Disember 2016		**77,788**	**77,788**

NOTA KEPADA PENYATA KEWANGAN

13. BAYARAN PAJAKAN PRABAYAR (SAMBUNGAN)

Tempoh pajakan belum luput bagi tanah pegangan pajak adalah seperti berikut:

	KUMPULAN		BANK	
	2016 RM'000	**2015 RM'000**	**2016 RM'000**	**2015 RM'000**
Tanah pajakan dengan tempoh pajakan belum luput kurang dari 50 tahun	**39**	40	**39**	40
Tanah pajakan dengan tempoh pajakan belum luput lebih dari 50 tahun	**78,626**	79,367	**77,749**	78,468
	78,665	79,407	**77,788**	78,508

14. ASET TAK KETARA

KUMPULAN	**NOTA**	**Lesen dan perisian komputer RM'000**	**Jumlah RM'000**
KOS			
Pada 1 Januari 2015		-	-
Tambahan		993	993
Klasifikasi semula daripada hartanah, loji dan kelengkapan	11	10,663	10,663
Permodalan		13,038	13,038
Pada 31 Disember 2015/1 Januari 2016		24,694	24,694
Tambahan		54	54
Klasifikasi semula daripada hartanah, loji dan kelengkapan	11	7,634	7,634
Pada 31 Disember 2016		**32,382**	**32,382**
SUSUTNILAI TERKUMPUL			
Pada 1 Januari 2015		-	-
Pelunasan tahun semasa	29	2,873	2,873
Klasifikasi semula daripada hartanah, loji dan kelengkapan	11	7,715	7,715
Pada 31 Disember 2015/1 Januari 2016		10,588	10,588
Pelunasan tahun semasa	29	6,056	6,056
Pada 31 Disember 2016		**16,644**	**16,644**
AMAUN DIBAWA			
Pada 1 Januari 2015		-	-
Pada 31 Disember 2015		**14,106**	**14,106**
Pada 31 Disember 2016		**15,738**	**15,738**

NOTA KEPADA PENYATA KEWANGAN

15. DEPOSIT DARIPADA PELANGGAN DAN AKAUN PELABURAN OLEH PELANGGAN

Deposit daripada pelanggan

(a) Deposit daripada pelanggan mengikut jenis deposit

	KUMPULAN		BANK	
	2016 RM'000	2015 RM'000	2016 RM'000	2015 RM'000
Deposit simpanan	**8,653,124**	8,158,270	**8,653,124**	8,158,270
Deposit tetap	**11,908,585**	14,553,590	**11,911,614**	14,556,571
Deposit borong				
Deposit pasaran wang	**850,000**	1,200,000	**850,000**	1,200,000
Lain-lain	**360,039**	3,222	**360,039**	3,222
	21,771,748	23,915,082	**21,774,777**	23,918,063

(b) Deposit daripada pelanggan mengikut jenis pelanggan

	KUMPULAN		BANK	
	2016 RM'000	2015 RM'000	2016 RM'000	2015 RM'000
Kerajaan dan badan berkanun	**3,544,802**	3,800,482	**3,544,802**	3,800,482
Perusahaan perniagaan	**5,957,667**	9,378,858	**5,960,696**	9,381,839
Deposit pelaburan individu	**11,901,300**	10,703,965	**11,901,300**	10,703,965
Lain-lain	**367,979**	31,777	**367,979**	31,777
	21,771,748	23,915,082	**21,774,777**	23,918,063

(c) Struktur kematangan deposit tetap

	KUMPULAN		BANK	
	2016 RM'000	2015 RM'000	2016 RM'000	2015 RM'000
Matang dalam tempoh enam bulan	**7,221,527**	11,329,096	**7,224,556**	11,332,077
Melebihi enam bulan hingga satu tahun	**3,824,930**	2,553,697	**3,824,930**	2,553,697
Melebihi satu tahun hingga tiga tahun	**730,889**	585,713	**730,889**	585,713
Melebihi tiga tahun hingga lima tahun	**131,239**	85,084	**131,239**	85,084
	11,908,585	14,553,590	**11,911,614**	14,556,571

Akaun pelaburan oleh pelanggan

	KUMPULAN/BANK	
	2016 RM'000	2015 RM'000
Akaun pelaburan tanpa had	**2,890,259**	2,928,779

NOTA KEPADA PENYATA KEWANGAN

16. DEPOSIT DAN PENEMPATAN OLEH BANK DAN INSTITUSI KEWANGAN LAIN

	KUMPULAN/BANK	
	2016	2015
	RM'000	RM'000
Institusi kewangan lain	**1,233,491**	741,810

Struktur kematangan deposit dan penempatan oleh bank-bank dan institusi kewangan lain

	KUMPULAN/BANK	
	2016	2015
	RM'000	RM'000
Matang dalam tempoh enam bulan	**1,069,701**	717,804
Melebihi enam bulan hingga satu tahun	**163,790**	24,006
	1,233,491	741,810

17. PENDAPATAN TERTUNDA

	KUMPULAN/BANK	
	2016	2015
	RM'000	RM'000
Geran kerajaan:		
KOS		
Pada awal tahun	**445,600**	445,600
Tambah: Geran diterima daripada Kerajaan	**20,000**	-
Pada akhir tahun	**465,600**	445,600
PELUNASAN TERKUMPUL		
Pada awal tahun	**66,058**	54,386
Pelunasan belanja aset geran tahun semasa	**5,159**	287
Lain-lain penggunaan geran	**13,360**	11,385
Jumlah pelunasan/penggunaan (Nota 27)	**18,519**	11,672
Pada akhir tahun	**84,577**	66,058
AMAUN DIBAWA	**381,023**	379,542

17. PENDAPATAN TERTUNDA (SAMBUNGAN)

KUMPULAN/BANK
Pada 31 Disember 2016

Jenis Dana Skim	Objektif & Tujuan	Sumber	Tarikh Diterima	Tempoh	Peranan BSN	Baki Pinjaman/ Pembiayaan RM'000	Pencapaian Semasa (Bil. Akaun)	Dana Sedia Ada RM'000	Jumlah Diterima RM'000
Geran Pembangunan Rancangan Malaysia Ke 9	Untuk membiayai penambahbaikan infrastruktur teknologi maklumat Bank	KK*	6 Oktober 2008 & 24 Disember 2014	Nil	Ejen bagi Kerajaan	-	Nil	25,701	95,600
Dana Kreatif Industri	Untuk memberi pinjaman bagi pengeluaran, pemerolehan aset dan aktiviti-aktiviti lain yang berkaitan dengan pengkomersialan industri kreatif. Kerajaan mengenakan caj kewangan 1% setahun ke atas pendapatan faedah yang diperolehi daripada pinjaman Dana ini	KK*	13 Januari 2010	Nil	Ejen bagi Kerajaan	68,635	61	185,322	200,000
Dana Skim Perkampungan Baru Cina	Untuk menyediakan sebahagian daripada pembiayaan pinjaman peribadi untuk bayaran premium tanah	KK*	28 Jun 2011, 12 April 2012, 27 Februari 2014 & 29 April 2016	Nil	Ejen bagi Kerajaan	121,109	6,090	120,000	120,000
Dana Skim Perumahan Pekerja Estet	Untuk menyediakan sebahagian daripada pembiayaan pinjaman perumahan pekerja estet	KK*	24 Ogos 2011 & 6 April 2012	Nil	Ejen bagi Kerajaan	2,961	81	50,000	50,000
								381,023	**465,600**

* Kementerian Kewangan

17. PENDAPATAN TERTUNDA (SAMBUNGAN)

KUMPULAN/BANK
Pada 31 Disember 2015

Jenis Dana Skim	Objektif & Tujuan	Sumber	Tarikh Diterima	Tempoh	Peranan BSN	Baki Pinjaman/ Pembiayaan RM'000	Pencapaian Semasa (Bil. Akaun)	Dana Sedia Ada RM'000	Jumlah Diterima RM'000
Geran Pembangunan Rancangan Malaysia Ke 9	Untuk membiayai penambahbaikan infrastruktur teknologi maklumat Bank	KK*	6 Oktober 2008 & 24 Disember 2014	Nil	Ejen bagi Kerajaan	-	Nil	44,682	95,600
Dana Kreatif Industri	Untuk memberi pinjaman bagi pengeluaran, pemerolehan aset dan aktiviti-aktiviti lain yang berkaitan dengan pengkomersialan industri kreatif. Kerajaan mengenakan caj kewangan 1% setahun ke atas pendapatan faedah yang diperolehi daripada pinjaman Dana ini	KK*	13 Januari 2010	Nil	Ejen bagi Kerajaan	75,755	66	184,860	200,000
Dana Skim Perkampungan Baru Cina	Untuk menyediakan sebahagian daripada pembiayaan pinjaman peribadi untuk bayaran premium tanah	KK*	28 Jun 2011, 12 April 2012, 27 Februari 2014	Nil	Ejen bagi Kerajaan	93,382	4,758	100,000	100,000
Dana Skim Perumahan Pekerja Estet	Untuk menyediakan sebahagian daripada pembiayaan pinjaman perumahan pekerja estet	KK*	24 Ogos 2011 & 6 April 2012	Nil	Ejen bagi Kerajaan	2,723	78	50,000	50,000
								379,542	**445,600**

* Kementerian Kewangan

NOTA KEPADA PENYATA KEWANGAN

18. OBLIGASI MANFAAT PERSARAAN

	KUMPULAN/BANK	
	2016	2015
	RM'000	RM'000
Manfaat perubatan selepas perkhidmatan	**156,599**	148,256
Manfaat persaraan/gratuiti	**268,032**	255,819
Manfaat kakitangan jangka panjang yang lain	**2,938**	2,747
	427,569	406,822

	KUMPULAN/BANK	
	2016	2015
	RM'000	RM'000
Caj kepada penyata untung atau rugi (Nota 28):		
Manfaat perubatan selepas perkhidmatan	**9,675**	9,529
Manfaat persaraan/gratuiti	**25,000**	25,748
Manfaat kakitangan jangka panjang yang lain	**790**	1,781
	35,465	37,058

(a) Manfaat perubatan selepas perkhidmatan

Kumpulan dan Bank mengendalikan skim manfaat perubatan selepas perkhidmatan yang tidak dibiayai untuk kakitangan yang layak. Kakitangan yang menyertai Bank sebelum 1 Julai 2003 dan semua pesara dari kumpulan tersebut layak untuk skim ini. Penilaian aktuari terkini telah dilaksanakan pada 31 Disember 2014 oleh Actuarial Partners Consulting Sdn. Bhd.

Jumlah yang diiktiraf dalam penyata kedudukan kewangan ini telah ditentukan seperti berikut:

	KUMPULAN/BANK	
	2016	2015
	RM'000	RM'000
Nilai kini obligasi yang tidak dibiayai	**156,599**	148,256

Pergerakan dalam nilai kini tanggungan manfaat tidak dibiayai adalah seperti berikut:

	KUMPULAN/BANK	
	2016	2015
	RM'000	RM'000
Pada awal tahun	**148,256**	139,813
Kos perkhidmatan semasa	**820**	1,173
Kos faedah	**8,855**	8,356
Manfaat dibayar	**(1,332)**	(1,086)
Pada akhir tahun	**156,599**	148,256

Amaun diiktiraf dalam untung atau rugi adalah seperti berikut:

	KUMPULAN/BANK	
	2016	2015
	RM'000	RM'000
Kos perkhidmatan semasa	**820**	1,173
Kos faedah ke atas obligasi	**8,855**	8,356
Perbelanjaan manfaat bersih, termasuk dalam perbelanjaan kakitangan (Nota 28)	**9,675**	9,529

NOTA KEPADA PENYATA KEWANGAN

18. OBLIGASI MANFAAT PERSARAAN (SAMBUNGAN)

(a) Manfaat perubatan selepas perkhidmatan (sambungan)

Andaian aktuari:

	KUMPULAN/BANK	
	2016	2015
	%	%
Kadar diskaun	**6**	6
Inflasi perubatan - pesakit dalam	**5.5**	5.5
Inflasi perubatan - pesakit luar	**9.8**	9.8

Andaian berkaitan mortaliti masa hadapan adalah selaras dengan pendekatan piawaian bagi Malaysia, berdasarkan Malaysia Ordinary Insured 1999-2003 (Jadual M9903). Semua kakitangan diandaikan akan bersara pada umur 60 tahun.

Analisis sensitiviti ke atas obligasi manfaat ditentukan terhadap perubahan dalam andaian berwajaran utama adalah seperti berikut:

	KUMPULAN/BANK			
	2016		2015	
	Sensitiviti		Sensitiviti	
	+1%	-1%	+1%	-1%
	RM'000	RM'000	RM'000	RM'000
Kesan ke atas manfaat obligasi:				
Kadar diskaun	**(28,757)**	**37,810**	(28,071)	37,155
Kadar inflasi perubatan	**41,546**	**(32,267)**	38,935	(30,262)

(b) Manfaat persaraan/gratuiti

Kumpulan dan Bank menyumbang kepada pelan manfaat gratuiti dibiayai untuk semua kakitangan yang layak. Skim ini telah ditubuhkan berkuat kuasa 1 April 2013.

Di bawah pelan tersebut, kakitangan yang layak berhak untuk mendapat pampasan semasa persaraan mereka berdasarkan gaji terakhir yang diterima dan tempoh perkhidmatan dengan Bank. Penilaian aktuari terkini telah dilaksanakan pada 31 Disember 2014 oleh Actuarial Partners Consulting Sdn. Bhd.

Jumlah yang diiktiraf dalam penyata kedudukan kewangan ini telah ditentukan seperti berikut:

	KUMPULAN/BANK	
	2016	2015
	RM'000	RM'000
Nilai kini obligasi yang tidak dibiayai	**268,032**	255,819

Pergerakan dalam nilai kini tanggungan manfaat tidak dibiayai adalah seperti berikut:

	KUMPULAN/BANK	
	2016	2015
	RM'000	RM'000
Pada awal tahun	**255,819**	235,184
Kos perkhidmatan semasa	**10,493**	12,372
Kos faedah	**14,507**	13,376
Manfaat dibayar	**(12,787)**	(5,113)
Pada akhir tahun	**268,032**	255,819

NOTA KEPADA PENYATA KEWANGAN

18. OBLIGASI MANFAAT PERSARAAN (SAMBUNGAN)

(b) Manfaat persaraan/gratuiti (sambungan)

Amaun diiktiraf dalam untung atau rugi adalah seperti berikut:

	KUMPULAN/BANK	
	2016	2015
	RM'000	RM'000
Kos perkhidmatan semasa	**10,493**	12,372
Kos faedah	**14,507**	13,376
Perbelanjaan manfaat bersih, termasuk dalam perbelanjaan kakitangan (Nota 28)	**25,000**	25,748

Andaian aktuari:

	KUMPULAN/BANK	
	2016	2015
	%	%
Kadar diskaun	**5.75**	5.75
Kadar kenaikan gaji	**5**	5

Analisis sensitiviti ke atas obligasi manfaat ditentukan terhadap perubahan dalam andaian berwajaran utama adalah seperti berikut:

	KUMPULAN/BANK			
	2016		2015	
	Sensitiviti		Sensitiviti	
	-1.5%	+1%	-1.5%	+1%
	RM'000	RM'000	RM'000	RM'000
Kesan ke atas manfaat obligasi:				
Kadar diskaun	**51,489**	**-**	50,133	-
Kadar inflasi perubatan	**-**	**42,002**	-	37,519

(c) Manfaat kakitangan jangka panjang yang lain

Kakitangan yang berkelayakan dari Kumpulan dan Bank adalah berhak untuk menerima pampasan wang tunai di atas cuti tahunan terkumpul yang tidak digunakan selepas persaraan.

Jumlah yang diiktiraf dalam penyata kedudukan kewangan ini telah ditentukan seperti berikut:

	KUMPULAN/BANK	
	2016	2015
	RM'000	RM'000
Nilai kini manfaat kakitangan jangka panjang yang lain	**2,938**	2,747

Pergerakan dalam nilai kini manfaat kakitangan jangka panjang yang lain adalah seperti berikut:

	KUMPULAN/BANK	
	2016	2015
	RM'000	RM'000
Pada awal tahun	**2,747**	1,514
Kos perkhidmatan semasa	**632**	1,693
Kos faedah	**158**	88
Manfaat dibayar	**(599)**	(548)
Pada akhir tahun	**2,938**	2,747

NOTA KEPADA PENYATA KEWANGAN

18. OBLIGASI MANFAAT PERSARAAN (SAMBUNGAN)

(c) Manfaat kakitangan jangka panjang yang lain (sambungan)

Amaun diiktiraf dalam untung atau rugi adalah seperti berikut:

	KUMPULAN/BANK	
	2016	2015
	RM'000	RM'000
Kos perkhidmatan semasa	**632**	1,693
Kos faedah	**158**	88
Perbelanjaan manfaat bersih, termasuk dalam perbelanjaan kakitangan (Nota 28)	**790**	1,781

Andaian Aktuari:

	KUMPULAN/BANK	
	2016	2015
	%	%
Kadar diskaun	**5.75**	5.75
Kadar kenaikan gaji	**5**	5

19. PINJAMAN DAN PEMBIAYAAN DARIPADA INSTITUSI

	KUMPULAN/BANK	
	2016	2015
	RM'000	RM'000
Pinjaman daripada Bank Negara Malaysia	**51,362**	31,238

Pinjaman ini diberikan oleh Bank Negara Malaysia bagi tujuan membiayai Pinjaman Pembiayaan Mikro yang dinamakan Teman Mesra. Pinjaman ini dikenakan faedah yang ditetapkan pada kadar 1.5% setahun dan dibayar dua kali setahun pada bulan Jun dan Disember selama tempoh 5 tahun.

20. LAIN-LAIN LIABILITI

	KUMPULAN		BANK	
	2016	2015	2016	2015
	RM'000	RM'000	RM'000	RM'000
Faedah yang perlu dibayar	**193,048**	160,144	**193,048**	160,144
Pelbagai yang perlu dibayar	**308,128**	530,192	**155,052**	377,201
Pertimbangan tertunda*	**21,000**	21,000	**21,000**	21,000
Akruan	**71,424**	68,779	**17,244**	29,743
Bayaran balik pinjaman terdahulu	**203,310**	172,141	**203,310**	172,141
Rizab penyamaan keuntungan (Nota 38 (i))	**-**	7,425	**-**	7,425
Dividen ke atas Sijil Simpanan Premium perlu bayar	**50,765**	60,428	**50,765**	60,428
	847,675	1,020,109	**640,419**	828,082

* Pertimbangan tertunda mewakili amaun yang harus dibayar kepada pihak ketiga bagi tujuan pengambilalihan subsidiari, iaitu Prudential BSN Takaful Berhad seperti dinyatakan dalam Nota 9.

NOTA KEPADA PENYATA KEWANGAN

21. CUKAI BOLEH DITUNTUT DAN PERUNTUKAN ZAKAT

	KUMPULAN		BANK	
	2016 RM'000	2015 RM'000 (Dinyatakan semula)	2016 RM'000	2015 RM'000 (Dinyatakan semula)
Pada awal tahun, dilaporkan sebelum ini				
- cukai	**(143,168)**	(112,553)	**(131,114)**	(112,366)
- zakat	**3,696**	4,408	**3,696**	4,408
Bayaran cukai dalam tahun semasa:				
- cukai	**(56,529)**	(111,612)	**(45,258)**	(82,873)
- zakat	**(4,735)**	(5,412)	**(2,334)**	(3,712)
Kurangan peruntukan tahun lepas (Nota 32)	**6,073**	11,015	**6,517**	7,268
Peruntukan tahun semasa:				
- cukai (Nota 32)	**61,702**	69,982	**45,997**	56,857
- zakat	**5,401**	4,700	**3,000**	3,000
Pada akhir tahun:				
- cukai boleh dituntut	**(131,922)**	(143,168)	**(123,858)**	(131,114)
- zakat	**4,362**	3,696	**4,362**	3,696
Cukai boleh dituntut dan peruntukan zakat	**(127,560)**	(139,472)	**(119,496)**	(127,418)

NOTA KEPADA PENYATA KEWANGAN

22. ASET/(LIABILITI) CUKAI TERTUNDA

Aset dan liabiliti cukai tertunda diofset apabila terdapat undang-undang yang boleh dikuatkuasakan untuk mengofset aset cukai semasa terhadap liabiliti semasa dan apabila cukai pendapatan tertunda berkait dengan pihak berkuasa yang sama dan Kumpulan dan Bank berhasrat untuk menyelesaikan aset cukai semasa dan liabiliti semasa secara bersih. Komponen cukai tertunda aset dan liabiliti untuk sepanjang tahun kewangan sebelum diofset adalah seperti berikut:

KUMPULAN

	CUKAI TERTUNDA ASET		CUKAI TERTUNDA LIABILITI		JUMLAH BERSIH	
	2016 RM'000	2015 RM'000	2016 RM'000	2015 RM'000	2016 RM'000	2015 RM'000
Hartanah, loji dan kelengkapan	**-**	-	**(9,599)**	(12,406)	**(9,599)**	(12,406)
Sekuriti tersedia untuk jualan	**14,423**	19,528	**-**	-	**14,423**	19,528
Obligasi manfaat persaraan	**84,029**	79,050	**-**	-	**84,029**	79,050
Lain-lain liabiliti dan peruntukan	**4,980**	9,707	**-**	-	**4,980**	9,707
Aset/(Liabiliti) cukai	**103,432**	108,285	**(9,599)**	(12,406)	**93,833**	95,879
Ditolak cukai	**(9,599)**	(12,406)	**9,599**	12,406	**-**	-
Aset cukai bersih	**93,833**	95,879	**-**	-	**93,833**	95,879

BANK

	CUKAI TERTUNDA ASET		CUKAI TERTUNDA LIABILITI		JUMLAH BERSIH	
	2016 RM'000	2015 RM'000	2016 RM'000	2015 RM'000	2016 RM'000	2015 RM'000
Hartanah, loji dan kelengkapan	**-**	-	**(9,599)**	(12,406)	**(9,599)**	(12,406)
Sekuriti tersedia untuk jualan	**14,423**	19,528	**-**	-	**14,423**	19,528
Obligasi manfaat persaraan	**84,029**	79,050	**-**	-	**84,029**	79,050
Lain-lain liabiliti dan peruntukan	**4,235**	8,825	**-**	-	**4,235**	8,825
Aset/(Liabiliti) cukai	**102,687**	107,403	**(9,599)**	(12,406)	**93,088**	94,997
Ditolak cukai	**(9,599)**	(12,406)	**9,599**	12,406	**-**	-
Aset cukai bersih	**93,088**	94,997	**-**	-	**93,088**	94,997

22. ASET/(LIABILITI) CUKAI TERTUNDA (SAMBUNGAN)

KUMPULAN

	Pada 1 Januari 2015 RM'000	Diiktiraf dalam untung rugi (Nota 32) RM'000	Diiktiraf dalam pendapatan komprehensif RM'000	Pada 31 Disember 2015/ 1 Januari 2016 RM'000	Diiktiraf dalam untung rugi (Nota 32) RM'000	Diiktiraf dalam pendapatan komprehensif RM'000	Pada 31 Disember 2016 RM'000
Hartanah, loji dan kelengkapan	(23,938)	11,532	-	(12,406)	2,807	-	**(9,599)**
Sekuriti tersedia untuk jualan	21,884	-	(2,356)	19,528	-	(5,105)	**14,423**
Obligasi manfaat persaraan	74,765	4,285	-	79,050	4,979	-	**84,029**
Lain-lain liabiliti dan peruntukan	25,035	(15,328)	-	9,707	(4,727)	-	**4,980**
	97,746	489	(2,356)	95,879	3,059	(5,105)	**93,833**

BANK

	Pada 1 Januari 2015 RM'000	Diiktiraf dalam untung rugi (Nota 32) RM'000	Diiktiraf dalam pendapatan komprehensif RM'000	Pada 31 Disember 2015/ 1 Januari 2016 RM'000	Diiktiraf dalam untung rugi (Nota 32) RM'000	Diiktiraf dalam pendapatan komprehensif RM'000	Pada 31 Disember 2016 RM'000
Hartanah, loji dan kelengkapan	(22,947)	10,541	-	(12,406)	2,807	-	**(9,599)**
Sekuriti tersedia untuk jualan	21,884	-	(2,356)	19,528	-	(5,105)	**14,423**
Obligasi manfaat persaraan	74,765	4,285	-	79,050	4,979	-	**84,029**
Lain-lain liabiliti dan peruntukan	10,651	(1,826)	-	8,825	(4,590)	-	**4,235**
	84,353	13,000	(2,356)	94,997	3,196	(5,105)	**93,088**

NOTA KEPADA PENYATA KEWANGAN

23. HASIL

Hasil terdiri daripada pendapatan yang diperolehi daripada pinjaman, pelaburan perbendaharaan dan aktiviti-aktiviti perbankan lain yang dijalankan oleh Kumpulan dan Bank.

	KUMPULAN		BANK	
	2016 RM'000	2015 RM'000 (Dinyatakan semula)	2016 RM'000	2015 RM'000 (Dinyatakan semula)
Pendapatan faedah (Nota 24)	**792,250**	821,139	**784,299**	810,160
Pendapatan fi dan komisyen (Nota 26)	**721,882**	651,075	**110,320**	123,015
Pendapatan daripada operasi perbankan Islam (Nota 38)	**1,036,381**	933,357	**1,036,381**	933,357
Pendapatan operasi lain (Nota 27)	**68,469**	53,384	**13,744**	19,793
	2,618,982	2,458,955	**1,944,744**	1,886,325

24. PENDAPATAN FAEDAH

	KUMPULAN		BANK	
	2016 RM'000	2015 RM'000 (Dinyatakan semula)	2016 RM'000	2015 RM'000 (Dinyatakan semula)
Pinjaman dan pendahuluan				
Pendapatan faedah selain pemulihan daripada pinjaman dan pendahuluan tidak berbayar	**451,833**	426,598	**451,833**	426,598
Tunai dalam tuntutan dan deposit di bank dan institusi kewangan lain	**11,096**	28,777	**9,866**	27,614
Pelaburan sekuriti:				
Dipegang untuk dagangan	**6,721**	9,816	**-**	-
Dipegang hingga matang	**249,621**	286,507	**249,621**	286,507
Tersedia untuk jualan	**50,571**	50,041	**50,571**	50,041
	769,842	801,739	**761,891**	790,760
Pertambahan diskaun bersih tolak pelunasan premium	**22,408**	19,400	**22,408**	19,400
Jumlah pendapatan faedah	**792,250**	821,139	**784,299**	810,160
Termasuk:				
Pendapatan faedah diperoleh daripada pinjaman dan pendahuluan yang rosotnilai	**32,971**	19,903	**32,971**	19,903

25. PERBELANJAAN FAEDAH

	KUMPULAN		BANK	
	2016 RM'000	2015 RM'000	2016 RM'000	2015 RM'000
Deposit daripada pelanggan dan akaun pelaburan oleh pelanggan	**103,887**	99,375	**104,934**	99,815
Deposit dan penempatan bank dan institusi kewangan lain	**167,424**	288,216	**167,424**	288,216
Lain-lain	**672**	294	**672**	294
	271,983	387,885	**273,030**	388,325

NOTA KEPADA PENYATA KEWANGAN

26. PENDAPATAN FI DAN KOMISEN

	KUMPULAN		BANK	
	2016 RM'000	2015 RM'000	2016 RM'000	2015 RM'000
Caj perkhidmatan dan fi	**593,040**	523,664	**82,351**	90,301
Pendapatan fi yang lain	**128,842**	127,411	**27,969**	32,714
	721,882	651,075	**110,320**	123,015

27. PENDAPATAN OPERASI LAIN

	KUMPULAN		BANK	
	2016 RM'000	2015 RM'000	2016 RM'000	2015 RM'000
Keuntungan/(Kerugian) ke atas pelupusan pelaburan sekuriti				
Sekuriti tersedia untuk jualan	**6,554**	(6,310)	**6,554**	(6,310)
Sekuriti dipegang hingga matang	**12,902**	-	**12,902**	(230)
Sekuriti dipegang untuk dagangan	**164**	(855)	**-**	-
Keuntungan/(Kerugian) pelaburan lain				
Sekuriti dipegang untuk dagangan	**6,261**	2,154	**-**	(105)
Pendapatan dividen kasar				
Disebutharga di Malaysia				
Sekuriti tersedia untuk jualan	**8,795**	8,449	**8,314**	8,431
Tidak disebutharga di Malaysia				
Sekuriti tersedia untuk jualan	**869**	869	**869**	869
Pendapatan lain				
Keuntungan bersih ke atas pertukaran asing	**742**	1,004	**742**	1,004
Kerugian bersih ke atas pelupusan hartanah, loji dan kelengkapan	**223**	(25)	**(52)**	(27)
Pendapatan sewaan	**2,473**	2,168	**2,473**	2,168
Pelunasan geran Kerajaan (Nota 17)	**18,519**	11,672	**18,519**	11,672
Lain-lain	**10,967**	34,258	**(36,577)**	2,321
	68,469	53,384	**13,744**	19,793

28. PERBELANJAAN KAKITANGAN

	KUMPULAN		BANK	
	2016 RM'000	2015 RM'000	2016 RM'000	2015 RM'000
Gaji dan upah	**346,453**	329,047	**278,204**	268,195
Elaun dan bonus	**20,047**	38,307	**19,635**	37,787
Kos keselamatan sosial	**4,646**	3,970	**4,646**	3,970
Caruman kepada Kumpulan Wang Simpanan Pekerja (KWSP)	**72,834**	70,263	**62,823**	61,525
Gratuiti	**10,340**	9,791	**125**	3,526
Manfaat perubatan selepas perkhidmatan (Nota 18)	**9,675**	9,529	**9,675**	9,529
Manfaat persaraan/gratuiti (Nota 18)	**25,000**	25,748	**25,000**	25,748
Manfaat kakitangan jangka panjang yang lain (Nota 18)	**790**	1,781	**790**	1,781
Perbelanjaan lain berkaitan kakitangan	**107,859**	106,748	**101,564**	93,644
	597,644	595,184	**502,462**	505,705

Termasuk dalam perbelanjaan kakitangan Kumpulan dan Bank adalah imbuhan Pengarah masing-masing berjumlah RM3.77 juta (2015: RM8.89 juta) dan RM2.87 juta (2015: RM2.60 juta).

NOTA KEPADA PENYATA KEWANGAN

28. PERBELANJAAN KAKITANGAN (SAMBUNGAN)

	KUMPULAN		BANK	
	2016 RM'000	**2015 RM'000**	**2016 RM'000**	**2015 RM'000**
Para Pengarah Bank				
Pengarah Eksekutif:				
Gaji dan emolumen lain, termasuk elaun mesyuarat	**988**	916	**984**	910
Bonus	**291**	455	**291**	455
Fi	**121**	96	**60**	36
	1,400	1,467	**1,335**	1,401
Para Pengarah bukan eksekutif:				
Fi	**722**	617	**560**	480
Emolumen lain	**1,002**	748	**976**	717
	1,724	1,365	**1,536**	1,197
	3,124	2,832	**2,871**	2,598
Para Pengarah syarikat subsidiari				
Pengarah Eksekutif:				
Gaji dan emolumen lain, termasuk elaun mesyuarat	**357**	3,855	**-**	-
Bonus	**29**	1,623	**-**	-
Manfaat bukan berbentuk wang	**-**	336	**-**	-
	386	5,814	**-**	-
Para Pengarah bukan eksekutif:				
Fi	**230**	222	**-**	-
Emolumen lain	**29**	25	**-**	-
	259	247	**-**	-
	645	6,061	**-**	-
	3,769	8,893	**2,871**	2,598

28. PERBELANJAAN KAKITANGAN (SAMBUNGAN)

Ganjaran Pengarah bagi tahun kewangan dengan pecahan jenis-jenis ganjaran

2016	Ganjaran diterima daripada Bank					Ganjaran diterima daripada syarikat subsidiari		
	Gaji RM'000	Bonus RM'000	Fi RM'000	Emolumen lain RM'000	Jumlah Bank RM'000	Fi RM'000	Emolumen lain RM'000	Jumlah Kumpulan RM'000
Para Pengarah								
Pengarah eksekutif								
Datuk Adinan Bin Maning	**879**	**291**	**60**	**105**	**1,335**	**61**	**4**	**1,400**
	879	**291**	**60**	**105**	**1,335**	**61**	**4**	**1,400**
Para pengarah bukan eksekutif								
Tan Sri Abu Bakar Bin Haji Abdullah	**-**	**-**	**240**	**107**	**347**	**45**	**-**	**392**
Alex Foong Soo Hah	**-**	**-**	**60**	**194**	**254**	**-**	**-**	**254**
Md Tajuddin Bin Md Isa	**-**	**-**	**60**	**127**	**187**	**-**	**-**	**187**
Haji Kamari Zaman Bin Juhari	**-**	**-**	**60**	**171**	**231**	**42**	**-**	**273**
Datuk Ahmad Badri Bin Mohd Zahir	**-**	**-**	**60**	**107**	**167**	**-**	**-**	**167**
Dato' Ghazali Bin Awang	**-**	**-**	**10**	**15**	**25**	**75**	**26**	**126**
Datuk Azizan Bin Abdul Rahman	**-**	**-**	**10**	**28**	**38**	**-**	**-**	**38**
Ramesh Pillai	**-**	**-**	**60**	**227**	**287**	**-**	**-**	**287**
	-	**-**	**560**	**976**	**1,536**	**162**	**26**	**1,724**
	879	**291**	**620**	**1,081**	**2,871**	**223**	**30**	**3,124**

2015								
Para Pengarah								
Pengarah eksekutif								
Datuk Adinan Bin Maning	843	455	36	67	1,401	60	6	1,467
	843	455	36	67	1,401	60	6	1,467
Para pengarah bukan eksekutif								
Tan Sri Abu Bakar Bin Haji Abdullah	-	-	240	103	343	42	-	385
Alex Foong Soo Hah	-	-	36	123	159	-	-	159
Md Tajuddin Bin Md Isa	-	-	36	94	130	-	-	130
Haji Kamari Zaman Bin Juhari	-	-	36	85	121	-	-	121
Datuk Ahmad Badri Bin Mohd Zahir	-	-	15	22	37	-	-	37
Dato' Ghazali Bin Awang	-	-	36	79	115	75	31	221
Datuk Azizan Bin Abdul Rahman	-	-	36	76	112	20	-	132
Dato' Siti Zauyah Binti Mohd Desa	-	-	9	24	33	-	-	33
Ramesh Pillai	-	-	36	111	147	-	-	147
	-	-	480	717	1,197	137	31	1,365
	843	455	516	784	2,598	197	37	2,832

NOTA KEPADA PENYATA KEWANGAN

29. OVERHED LAIN

	KUMPULAN		BANK	
	2016 RM'000	2015 RM'000	2016 RM'000	2015 RM'000
Promosi dan pemasaran				
Pengiklanan dan publisiti	**30,698**	59,527	**26,114**	53,396
Kos penubuhan				
Sewaan premis	**28,036**	27,190	**23,968**	23,996
Susutnilai bagi:				
Hartanah, loji dan kelengkapan (Nota 11)	**96,176**	80,115	**92,998**	77,340
Pelaburan hartanah (Nota 12)	**295**	717	**295**	717
Pelunasan bagi:				
Pajakan prabayar (Nota 13)	**1,091**	1,084	**1,069**	1,062
Aset tak ketara (Nota 14)	**6,056**	2,873	**-**	-
Kerugian rosotnilai hartanah, loji dan kelengkapan (Nota 11)	**-**	929	**-**	929
Perbelanjaan pemprosesan data elektrik	**81,527**	46,072	**77,953**	54,562
Sewa kelengkapan	**5,743**	16,879	**5,743**	8,101
Perbelanjaan am				
Fi juruaudit	**1,094**	959	**545**	438
Faedah subsidi ke atas pinjaman kakitangan*	**44**	52	**44**	52
Hapuskira:				
Hartanah, loji dan kelengkapan (Nota 11)	**1,239**	6,799	**1,239**	6,799
Pelaburan hartanah (Nota 12)	**-**	301	**-**	301
Perbelanjaan komisyen	**326,247**	287,247	**20,351**	22,816
Fi penyumberluaran	**76,948**	65,222	**178**	159
Lain-lain	**275,333**	242,352	**168,964**	139,941
	930,527	838,318	**419,461**	390,609

* Ini berkaitan dengan faedah yang disubsidi oleh Bank bagi pinjaman yang diberikan oleh Kerajaan kepada kakitangan Bank.

30. ELAUN ROSOTNILAI BAGI PINJAMAN, PENDAHULUAN DAN PEMBIAYAAN

	KUMPULAN/BANK	
	2016 RM'000	2015 RM'000 (Dinyatakan semula)
Kerugian rosotnilai pinjaman, pendahuluan dan pembiayaan		
Rosotnilai kolektif bagi tempoh kewangan		
Kerugian rosotnilai diiktiraf (Nota 7)	**(412,448)**	(143,754)
Amaun pemulihan hutang yang dimasuk kira semula (Nota 7)	**228,239**	105,483
Hutang lapuk:		
Dipulihkan semula	**11,234**	12,962
Dihapus kira	**(23,027)**	(47,893)
	(196,002)	(73,202)

31. ELAUN ROSOTNILAI BAGI ASET LAIN

	KUMPULAN/BANK	
	2016 RM'000	2015 RM'000
Kerugian rosotnilai ke atas pelaburan sekuriti tersedia untuk jualan	**(48,782)**	-

NOTA KEPADA PENYATA KEWANGAN

32. PERBELANJAAN CUKAI

	KUMPULAN		BANK	
	2016 RM'000	2015 RM'000 (Dinyatakan semula)	2016 RM'000	2015 RM'000 (Dinyatakan semula)
Perbelanjaan cukai semasa:				
Tahun semasa (Nota 21)	**61,702**	69,982	**45,997**	56,857
Kurangan peruntukan pada tahun sebelumnya (Nota 21)	**6,073**	11,015	**6,517**	7,268
	67,775	80,997	**52,514**	64,125
Perbelanjaan cukai tertunda:				
Pengasalan dan penarikbalikan perbezaan sementara (Nota 22)				
Tahun semasa	**7,574**	2,000	**7,574**	2,293
Lebihan peruntukan pada tahun sebelumnya	**(10,770)**	(15,293)	**(10,770)**	(15,293)
Penarikbalikan dan pengasalan perbezaan sementara berkaitan dengan syarikat subsidiari	**137**	-	**-**	-
Penarikbalikan dan pengasalan pada tahun sebelumnya disebabkan oleh perubahan dalam undang-undang cukai bagi syarikat subsidiari	**-**	12,804	**-**	-
	(3,059)	(489)	**(3,196)**	(13,000)
	64,716	80,508	**49,318**	51,125

	KUMPULAN	
	2016 RM'000	2015 RM'000 (Dinyatakan semula)
Penyesuaian perbelanjaan cukai:		
Keuntungan sebelum cukai dan zakat	**181,709**	199,629
Cukai pada kadar cukai berkanun Malaysia	**42,840**	49,907
Kesan ke atas pendapatan yang dikecualikan cukai	**(145,192)**	(131,384)
Kesan ke atas perbelanjaan yang tidak boleh ditolak	**171,765**	153,447
	69,413	71,970
Kurangan peruntukan bagi perbelanjaan cukai semasa pada tahun sebelumnya	**6,073**	11,015
Lebihan cukai aset tertunda diperuntukan pada tahun sebelumnya	**(10,770)**	(15,293)
Pembalikan aset cukai tertunda pada tahun sebelumnya disebabkan oleh perubahan dalam undang-undang cukai bagi syarikat subsidiari	**-**	12,804
Perubahan kadar cukai	**-**	12
Perbelanjaan cukai bagi tempoh kewangan	**64,716**	80,508

	BANK	
	2016 RM'000	2015 RM'000 (Dinyatakan semula)
Penyesuaian perbelanjaan cukai:		
Keuntungan sebelum cukai dan zakat	**109,495**	164,060
Cukai pada kadar cukai berkanun Malaysia 24% (2015: 25%)	**26,279**	41,015
Kesan ke atas perbelanjaan yang tidak boleh ditolak	**27,292**	18,135
	53,571	59,150
Lebihan peruntukan pada tahun sebelumnya	**(4,253)**	(8,025)
Perbelanjaan cukai bagi tempoh kewangan	**49,318**	51,125

NOTA KEPADA PENYATA KEWANGAN

33. URUS NIAGA PIHAK BERKAITAN

Bagi tujuan penyediaan penyata kewangan ini, setiap pihak dianggap berkaitan dengan Kumpulan atau Bank sekiranya suatu pihak secara langsung atau tidak langsung boleh mengawal pihak berkaitan atau mempunyai pengaruh penting ke atas pihak yang membuat keputusan kewangan dan operasi atau sebaliknya. Pihak-pihak berkaitan Kumpulan dan Bank adalah:

(a) Subsidiari

Butir-butir subsidiari dinyatakan dalam Nota 9.

(b) Syarikat Bersekutu

Syarikat bersekutu adalah entiti di mana Kumpulan mempunyai pengaruh penting tetapi bukan kawalan, dan ia secara amnya memegang kepentingan sebanyak 20% hingga 50% dalam entiti tersebut seperti yang dinyatakan dalam Nota 10.

(c) Syarikat di mana Kumpulan atau Bank mempunyai kepentingan kewangan yang signifikan

Ini adalah entiti di mana hak mengundi dalam entiti tersebut tertakluk secara langsung atau tidak langsung dengan Kumpulan atau Bank. Entiti di mana Bank mempunyai kepentingan kewangan yang signifikan adalah Koperasi Kakitangan Bank Simpanan Nasional Berhad (KOBANAS).

Urusniaga penting Kumpulan dan Bank dengan pihak-pihak berkaitan adalah seperti berikut:

KUMPULAN

	Syarikat bersekutu		Syarikat yang mempunyai kepentingan kewangan yang signifikan	
	2016 RM'000	**2015 RM'000**	**2016 RM'000**	**2015 RM'000**
Pendapatan diterima:				
Faedah pinjaman, pendahuluan dan pembiayaan	**773**	840	**-**	41

BANK

	Subsidiari		Syarikat bersekutu		Syarikat yang mempunyai kepentingan kewangan yang signifikan	
	2016 RM'000	**2015 RM'000**	**2016 RM'000**	**2015 RM'000**	**2016 RM'000**	**2015 RM'000**
Pendapatan:						
Faedah pinjaman, pendahuluan dan pembiayaan	**-**	-	**773**	840	**-**	41
Komisyen diterima	**5,481**	7,152	**-**	-	**-**	-
Pendapatan lain	**3,746**	5,081	**-**	-	**-**	-
Sewa premis	**1**	1	**-**	-	**-**	-
	9,228	12,234	**773**	840	**-**	41
Perbelanjaan:						
Faedah ke atas deposit	**1,047**	440	**-**	-	**-**	-
	1,047	440	**-**	-	**-**	-

NOTA KEPADA PENYATA KEWANGAN

33. URUS NIAGA PIHAK BERKAITAN (SAMBUNGAN)

Baki tertunggak yang ketara Kumpulan dan Bank dengan pihak berkaitan adalah seperti berikut:

KUMPULAN

	Syarikat bersekutu		Syarikat yang mempunyai kepentingan kewangan yang signifikan	
	2016 RM'000	2015 RM'000	2016 RM'000	2015 RM'000
Jumlah terhutang oleh pihak berkaitan:				
Pinjaman, pendahuluan dan pembiayaan	**18,532**	20,884	**-**	891
Tolak: Rosotnilai/Peruntukan hutang ragu	**(1)**	(4)	**-**	-
Lain-lain	**6,579**	-	**-**	-
	25,110	20,880	**-**	891
Jumlah terhutang kepada pihak berkaitan:				
Deposit dan penempatan diterima	**3,385**	2,745	**-**	-
	3,385	2,745	**-**	-

BANK

	Subsidiari		Syarikat bersekutu		Syarikat yang mempunyai kepentingan kewangan yang signifikan	
	2016 RM'000	2015 RM'000	2016 RM'000	2015 RM'000	2016 RM'000	2015 RM'000
Jumlah terhutang oleh pihak berkaitan:						
Pinjaman, pendahuluan dan pembiayaan - Bersih	**-**	-	**18,531**	19,737	**-**	891
Lain-lain	**531**	5,000	**6,579**	-	**-**	-
Faedah belum diterima	**-**	-	**-**	1,143	**-**	-
	531	5,000	**25,110**	20,880	**-**	891
Jumlah terhutang kepada pihak berkaitan:						
Deposit dan penempatan telah diterima	**3,029**	2,981	**3,385**	2,745	**-**	-
	3,029	2,981	**3,385**	2,745	**-**	-

(d) Kakitangan pengurusan utama

Kakitangan pengurusan utama adalah ditakrifkan sebagai mereka yang mempunyai kuasa dan tanggungjawab dalam merancang, mengarah dan mengawal aktiviti-aktiviti Kumpulan dan Bank sama ada secara langsung atau tidak langsung. Selain daripada para Pengarah, kakitangan pengurusan utama Kumpulan dan Bank termasuk ahli pengurusan kanan Bank dan ketua-ketua bagi syarikat subsidiari dalam Kumpulan.

	KUMPULAN		BANK	
	2016 RM'000	2015 RM'000	2016 RM'000	2015 RM'000
Kakitangan pengurusan utama yang lain:				
Manfaat kakitangan jangka pendek	**11,529**	11,396	**3,116**	2,836
Manfaat kakitangan jangka panjang	**1,919**	3,535	**-**	-
	13,448	14,931	**3,116**	2,836

Tiada pinjaman yang diberikan kepada para Pengarah Bank. Pinjaman yang diberikan kepada kakitangan pengurusan utama Kumpulan dan Bank adalah berdasarkan terma dan syarat yang sama seperti yang disediakan kepada kakitangan Bank yang lain.

Semua urusniaga pihak berkaitan dilaksanakan secara terbuka dan berdasarkan terma komersial biasa yang tidak lebih menguntungkan berbanding dengan yang tersedia untuk orang ramai.

Tiada peruntukan yang diiktiraf berkaitan dengan pinjaman yang diberikan kepada kakitangan pengurusan utama pada tahun semasa dan tahun sebelumnya.

NOTA KEPADA PENYATA KEWANGAN

34. KOMITMEN DAN LIABILITI LUAR JANGKAAN

KUMPULAN

	2016			2015		
	Amaun prinsipal RM'000	Amaun persamaan kredit* RM'000	Amaun wajaran risiko RM'000	Amaun prinsipal RM'000	Amaun persamaan kredit* RM'000	Amaun wajaran risiko RM'000
Komitmen tidak boleh mansuh untuk melanjutkan kredit:						
Matang dalam tempoh satu tahun	**1,398**	**-**	**-**	11,033	-	-
Matang selepas satu tahun	**667,054**	**333,527**	**166,764**	1,362,545	681,272	340,636
	668,452	**333,527**	**166,764**	1,373,578	681,272	340,636
Komitmen lain:						
Dibenarkan dan tidak dikontrakkan untuk						
- Aset tak ketara	**11,923**	**-**	**-**	13,858	-	-
Kontrak tetapi tidak disediakan untuk						
- Aset tak ketara	**8,267**	**-**	**-**	18,457	-	-
- Hartanah, loji dan kelengkapan	**33,340**	**-**	**-**	53,712	-	-
	53,530	**-**	**-**	86,027	-	-
Liabiliti luar jangka:						
Amaun dijamin oleh Bank	**771**	**386**	**386**	761	381	381
	771	**386**	**386**	761	381	381
	722,753	**333,913**	**167,150**	1,460,366	681,653	341,017

BANK

	2016			2015		
	Amaun prinsipal RM'000	Amaun persamaan kredit* RM'000	Amaun wajaran risiko RM'000	Amaun prinsipal RM'000	Amaun persamaan kredit* RM'000	Amaun wajaran risiko RM'000
Komitmen tidak boleh mansuh untuk melanjutkan kredit:						
Matang dalam tempoh satu tahun	**1,398**	**-**	**-**	11,033	-	-
Matang selepas satu tahun	**667,054**	**333,527**	**166,764**	1,362,545	681,272	340,636
	668,452	**333,527**	**166,764**	1,373,578	681,272	340,636
Komitmen lain:						
Kontrak tetapi tidak disediakan untuk						
- Hartanah, loji dan kelengkapan	**25,701**	**-**	**-**	44,682	-	-
	25,701	**-**	**-**	44,682	-	-
Liabiliti luar jangka:						
Amaun dijamin oleh Bank	**771**	**386**	**386**	761	381	381
	771	**386**	**386**	761	381	381
	694,924	**333,913**	**167,150**	1,419,021	681,653	341,017

* Amaun persamaan kredit diperolehi menggunakan faktor penukaran kredit mengikut garis panduan Bank Negara Malaysia.

NOTA KEPADA PENYATA KEWANGAN

35. INSTRUMEN KEWANGAN

(a) Kategori-kategori instrumen kewangan

Jadual di bawah menunjukkan analisis bagi kategori-kategori instrumen kewangan seperti berikut:

(i) Pinjaman/pembiayaan dan belum terima (L&R)

(ii) Nilai saksama melalui untung atau rugi (FVTPL)

(iii) Aset-aset kewangan tersedia untuk jualan (AFS)

(iv) Dipegang hingga matang (HTM)

(v) Liabiliti kewangan diukur pada kos terlunas (FL)

KUMPULAN Pada 31 Disember 2016	FVTPL RM'000	HTM RM'000	L&R/(FL) RM'000	AFS RM'000	AMAUN DIBAWA RM'000
Aset kewangan					
Tunai dan dana jangka pendek	-	-	823,012	-	823,012
Deposit dan penempatan dengan bank dan institusi kewangan lain	-	-	100,000	-	100,000
Pelaburan sekuriti					
Pada nilai saksama	163,284	-	-	6,365,260	6,528,544
Pinjaman, pendahuluan dan pembiayaan					
Pada kos terlunas	-	-	21,093,111	-	21,093,111
Aset-aset lain	-	-	388,568	-	388,568
	163,284	-	22,404,691	6,365,260	28,933,235
Liabiliti kewangan					
Deposit daripada pelanggan dan akaun pelaburan oleh pelanggan	-	-	(24,662,007)	-	(24,662,007)
Deposit dan penempatan oleh bank dan institusi kewangan lain	-	-	(1,233,491)	-	(1,233,491)
Pinjaman dan pembiayaan daripada institusi	-	-	(51,362)	-	(51,362)
Liabiliti-liabiliti lain	-	-	(847,675)	-	(847,675)
	-	-	(26,794,535)	-	(26,794,535)

NOTA KEPADA PENYATA KEWANGAN

35. INSTRUMEN KEWANGAN (SAMBUNGAN)

(a) Kategori-kategori instrumen kewangan (sambungan)

KUMPULAN Pada 31 Disember 2015 (Dinyatakan semula)	FVTPL RM'000	HTM RM'000	L&R/(FL) RM'000	AFS RM'000	AMAUN DIBAWA RM'000
Aset kewangan					
Tunai dan dana jangka pendek	-	-	885,752	-	885,752
Pelaburan sekuriti					
Pada nilai saksama	165,843	-	-	1,584,150	1,749,993
Pada kos terlunas	-	7,608,587	-	-	7,608,587
Pinjaman, pendahuluan dan pembiayaan					
Pada kos terlunas	-	-	20,112,574	-	20,112,574
Aset-aset lain	-	-	369,377	-	369,377
	165,843	7,608,587	21,367,703	1,584,150	30,726,283
Liabiliti kewangan					
Deposit daripada pelanggan dan akaun pelaburan oleh pelanggan	-	-	(26,843,861)	-	(26,843,861)
Deposit dan penempatan oleh bank dan institusi kewangan lain	-	-	(741,810)	-	(741,810)
Pinjaman dan pembiayaan daripada institusi	-	-	(1,020,109)	-	(1,020,109)
Liabiliti-liabiliti lain	-	-	(31,238)	-	(31,238)
	-	-	(28,637,018)	-	(28,637,018)

BANK Pada 31 Disember 2016	HTM RM'000	L&R/(FL) RM'000	AFS RM'000	AMAUN DIBAWA RM'000
Aset kewangan				
Tunai dan dana jangka pendek	**-**	**732,206**	**-**	**732,206**
Deposit dan penempatan dengan bank dan institusi kewangan lain	**-**	**100,000**	**-**	**100,000**
Pelaburan sekuriti				
Pada nilai saksama	**-**	**-**	**6,365,260**	**6,365,260**
Pinjaman, pendahuluan dan pembiayaan				
Pada kos terlunas	**-**	**21,093,111**	**-**	**21,093,111**
Aset-aset lain	**-**	**221,910**	**-**	**221,910**
	-	**22,147,227**	**6,365,260**	**28,512,487**
Liabiliti kewangan				
Deposit daripada pelanggan dan akaun pelaburan oleh pelanggan	**-**	**(24,665,036)**	**-**	**(24,665,036)**
Deposit dan penempatan oleh bank dan institusi kewangan lain	**-**	**(1,233,491)**	**-**	**(1,233,491)**
Pinjaman dan pembiayaan daripada institusi	**-**	**(51,362)**	**-**	**(51,362)**
Liabiliti-liabiliti lain	**-**	**(640,419)**	**-**	**(640,419)**
	-	**(26,590,308)**	**-**	**(26,590,308)**

NOTA KEPADA PENYATA KEWANGAN

35. INSTRUMEN KEWANGAN (SAMBUNGAN)

(a) Kategori-kategori instrumen kewangan (sambungan)

BANK Pada 31 Disember 2015 (Dinyatakan semula)	HTM RM'000	L&R/(FL) RM'000	AFS RM'000	AMAUN DIBAWA RM'000
Aset kewangan				
Tunai dan dana jangka pendek	-	828,781	-	828,781
Pelaburan sekuriti				
Pada nilai saksama	-	-	1,584,150	1,584,150
Pada kos terlunas	7,608,587	-	-	7,608,587
Pinjaman, pendahuluan dan pembiayaan				
Pada kos terlunas	-	20,112,574	-	20,112,574
Aset-aset lain	-	232,439	-	232,439
	7,608,587	21,173,794	1,584,150	30,366,531
Liabiliti kewangan				
Deposit daripada pelanggan dan akaun pelaburan oleh pelanggan	-	(26,846,842)	-	(26,846,842)
Deposit dan penempatan oleh bank dan institusi kewangan lain	-	(741,810)	-	(741,810)
Pinjaman dan pembiayaan daripada institusi	-	(31,238)	-	(31,238)
Liabiliti-liabiliti lain	-	(828,082)	-	(828,082)
	-	(28,447,972)	-	(28,447,972)

(b) Pengurusan risiko kewangan

Tinjauan keseluruhan

Sebagai sebuah institusi kewangan pembangunan yang berperanan mengikut mandat yang diamanahkan oleh Kerajaan, aktiviti Kumpulan terdedah kepada pelbagai risiko, terutamanya risiko kewangan - kredit, pasaran (termasuk risiko kecairan dan risiko pembiayaan). Pelbagai aktiviti melibatkan analisis, penilaian, penerimaan dan pengurusan beberapa tahap risiko atau kombinasi risiko. Tujuannya adalah oleh itu, untuk mencapai keseimbangan yang sesuai antara risiko dan pulangan, meminimumkan potensi kesan buruk ke atas prestasi kewangan Kumpulan, dan pada masa yang sama memenuhi peranan mandat yang dijangka.

Rangka kerja pengurusan risiko set, dasar dan dokumen membimbing lain direka untuk mengenal pasti dan menganalisis risiko-risiko ini, untuk menetapkan had risiko dan kawalan yang bersesuaian, dan memantau risiko dan pematuhan kepada had melalui data yang boleh dipercayai dan maklumat. Pengawasan ke atas pengurusan risiko membimbing dokumen dan alat untuk mencerminkan perubahan dalam pasaran, produk dan amalan industri yang baru muncul baik dijalankan secara teratur.

Lembaga Pengarah mempunyai peranan sebagai badan bertanggungjawab untuk meluluskan polisi risiko kredit yang berkaitan dengan aktiviti berisiko kredit di Bank. Majlis itu turut disokong oleh jawatankuasa pinjaman/pembiayaan masing-masing di peringkat pengurusan dalam proses kelulusan pinjaman/pembiayaan.

Untuk membangunkan persekitaran kawalan yang berdisiplin dan membina, proses yang standard, prosedur serta latihan yang berterusan dan program pembangunan diwujudkan, membolehkan semua pekerja untuk memahami peranan dan tanggungjawab masing-masing.

Lembaga Pengarah telah melantik Jawatankuasa Audit dan Pemeriksaan (AEC) bagi membantu menunaikan kewajipan untuk mengekalkan sistem kawalan dalaman yang kukuh untuk melindungi aset Bank dan pelaburan pemegang saham. AEC adalah bertanggungjawab untuk memantau pematuhan terhadap polisi dan prosedur pengurusan risiko Bank dan juga untuk menyumbang kepada penambahbaikan sistem pengurusan risiko dan kawalan. AEC menyediakan perspektif yang bebas dan penilaian terhadap kecukupan dan keberkesanan rangka kerja pengurusan risiko.

AEC dibantu oleh Jabatan Audit Dalaman yang menjalankan secara tetap dan ad-hoc pengawasan kawalan pengurusan risiko dan prosedur. Keputusan dan tindakan pemulihan yang dilaporkan AEC untuk pertimbangan dan pengawasan berterusan. AEC memastikan keberkesanan Jabatan Audit Dalaman dengan pengawasan yang mencukupi mengenai skop audit dan liputan.

NOTA KEPADA PENYATA KEWANGAN

35. INSTRUMEN KEWANGAN (SAMBUNGAN)

(b) Pengurusan risiko kewangan (sambungan)

(i) Risiko kredit

Risiko kredit ditakrifkan sebagai risiko dimana pelanggan, pelanggan atau rakan niaga gagal untuk melaksanakan tanggungjawab untuk membayar faedah/keuntungan, membayar prinsipal atau sebaliknya untuk memenuhi obligasi kontrak mereka di bawah perjanjian pendahuluan/pinjaman/pembiayaan, kemudahan kredit lain atau hutang pelaburan sekuriti, sekali gus menyebabkan Kumpulan dan Bank mengalami kerugian kewangan.

Risiko kredit dianggap risiko yang paling utama, sumber dan kawalan dikhaskan untuk menguruskan risiko ini dalam jabatan teras Bank. Dokumen-dokumen yang memberi panduan kredit yang ditubuhkan peruntukan bagi pembangunan pendekatan yang sistematik dan konsisten untuk mengenal pasti dan menguruskan risiko peminjam/pelanggan dan kaunter parti yang terkandung dalam semua aset perbankan.

Ketua perniagaan berkaitan, operasi kredit serta koleksi dan pemulihan bertanggungjawab untuk pengiktirafan dan pengurusan risiko kredit, di peringkat urus niaga dan portfolio dan untuk memastikan bahawa prosedur risiko dipatuhi mengikut cara yang selaras dengan kehendak yang dinyatakan dalam masing-masing kredit membimbing dokumen, program produk dan mematuhi norma-norma peraturan.

Ketua perniagaan berkaitan, operasi kredit serta koleksi dan pemulihan juga memantau serta mengurus, had dan kawalan penumpuan risiko kredit di mana sahaja ia dikenal pasti - khususnya, terhadap pihak individu dan kumpulan, dan kepada industri dan sektor. Had dan kriteria pinjaman/pembiayaan pada setiap produknya juga ditetapkan. Untuk tujuan pelaporan pengurusan risiko, pertimbangan dan penyatuan semua unsur-unsur pendedahan risiko kredit yang dijalankan oleh segmen dan sektor industri.

Pendedahan risiko kredit

a. Pinjaman, pendahuluan dan pembiayaan serta pelaburan sekuriti yang melebihi tempoh bayaran tetapi tidak rosotnilai

Pinjaman serta pelaburan sekuriti hutang yang melebihi tempoh bayaran tetapi tidak rosotnilai, selain daripada dibawa pada nilai saksama melalui untung atau rugi mempunyai bayaran faedah atau prinsipal mengikut kontrak yang melebihi tempoh bayaran. Bagaimanapun, Kumpulan dan Bank mempercayai bahawa rosotnilai adalah tidak perlu berasaskan kepada tahap sekuriti/ jaminan dan cagaran yang ada dan tahap kutipan amaun terhutang kepada Kumpulan dan Bank.

b. Pinjaman, pendahuluan dan pembiayaan dengan terma perundingan semula

Pinjaman, pendahuluan dan pembiayaan dengan terma perundingan semula ialah pinjaman, pendahuluan dan pembiayaan yang telah distruktur semula disebabkan oleh kemerosotan dalam kedudukan kewangan peminjam dan di mana Kumpulan dan Bank memberi konsesi untuk mempertimbangkannya. Apabila pinjaman, pendahuluan dan pembiayaan ini telah distruktur semula, ianya kekal dalam kategori ini dan mengambil kira pencapaian yang memuaskan secara berasingan selepas penstrukturan semula.

c. Peruntukan untuk rosotnilai

Kumpulan dan Bank menetapkan peruntukan untuk kerugian rosotnilai ke atas aset yang dibawa pada kos terlunas atau dikategorikan sebagai tersedia untuk jualan adalah mewakili anggaran kerugian yang ditanggung atas pinjaman, pendahuluan dan pembiayaan dan portfolio pelaburan sekuriti hutang. Komponen utama bagi peruntukan ini adalah komponen kerugian khusus yang berkaitan pendedahan risiko ketara secara individu dan peruntukan kerugian kolektif telah dibentuk terhadap pinjaman, pendahuluan dan pembiayaan untuk kumpulan aset yang terdiri daripada segmen-segmen yang sama. Aset-aset yang dibawa pada nilai saksama menerusi untung atau rugi tidak tertakluk kepada ujian rosotnilai memandangkan ukuran untuk nilai saksama adalah mencerminkan kualiti kredit setiap aset.

d. Polisi hapuskira

Kumpulan dan Bank menghapuskira pinjaman, pendahuluan dan pembiayaan baki pelaburan sekuriti hutang serta sebarang peruntukan berkaitan kerugian rosotnilai apabila Jabatan Kredit dan Perbendaharaan & Pelaburan bagi Kumpulan dan Bank menentukan bahawa pinjaman, pendahuluan dan pembiayaan sekuriti tersebut tidak dapat dikutip.

Penentuan ini dibuat selepas mempertimbangkan maklumat seperti berlakunya perubahan ketara dalam kedudukan kewangan peminjam/pelanggan/penerbit, yang berpotensi menrosotnilaikan keupayaan untuk membuat pembayaran balik atau mesyuarat obligasi, atau bahawa hasil daripada pelupusan potensi cagaran atau sekuriti sedia kehendak tidak mencukupi untuk membayar balik keseluruhan pendedahan.

NOTA KEPADA PENYATA KEWANGAN

35. INSTRUMEN KEWANGAN (SAMBUNGAN)

(b) Pengurusan risiko kewangan (sambungan)

(i) Risiko kredit (sambungan)

Pendedahan risiko kredit (sambungan)

Di bawah ini ialah analisis aset kasar dan bersih (peruntukan rosotnilai) mengikut kelas risiko adalah seperti berikut:

a. Pinjaman, pendahuluan dan pembiayaan

	NOTA	KUMPULAN/BANK 2016 RM'000	2015 RM'000 (Dinyatakan semula)
Amaun dibawa	6	**21,093,111**	20,112,574
Aset pada kos terlunas			
Rosotnilai secara kolektif			
Rosotnilai dan tertunggak melebihi 90 hari		**553,422**	441,124
Jumlah kasar	7	**553,422**	441,124
Peruntukan rosotnilai kolektif		**(475,207)**	(363,003)
Amaun dibawa		**78,215**	78,121
Melebihi tempoh tetapi tidak rosotnilai			
Risiko rendah		**2,309,404**	1,974,552
Senarai perhatian		**93,919**	3,226
Jumlah kasar		**2,403,323**	1,977,778
Peruntukan rosotnilai kolektif		**(146,327)**	(83,417)
Amaun dibawa		**2,256,996**	1,894,361
Melebihi tempoh tetapi tidak rosotnilai terdiri daripada:			
1-30 hari		**1,569,913**	1,483,330
31-60 hari		**739,491**	491,222
61-90 hari		**93,919**	3,226
Jumlah kasar		**2,403,323**	1,977,778
Peruntukan rosotnilai kolektif		**(146,327)**	(83,417)
Amaun dibawa		**2,256,996**	1,894,361
Tidak melebihi tempoh dan tidak rosotnilai			
Risiko rendah		**18,816,740**	18,189,837
Peruntukan rosotnilai kolektif		**(58,840)**	(49,745)
Amaun dibawa		**18,757,900**	18,140,092
Amaun dibawa pada kos terlunas		**21,093,111**	20,112,574

NOTA KEPADA PENYATA KEWANGAN

35. INSTRUMEN KEWANGAN (SAMBUNGAN)

(b) Pengurusan risiko kewangan (sambungan)

(i) Risiko kredit (sambungan)

b. Dipegang untuk dagangan

		KUMPULAN		BANK	
		2016	2015	2016	2015
	NOTA	RM'000	RM'000	RM'000	RM'000
Amaun dibawa	5(a)	**163,284**	165,843	**-**	-
Aset pada nilai saksama melalui untung atau rugi					
Tidak melebihi tempoh dan tidak rosotnilai					
Risiko rendah		**163,284**	165,843	**-**	-
Amaun dibawa pada nilai saksama melalui untung atau rugi		**163,284**	165,843	**-**	-

c. Dipegang hingga matang

		KUMPULAN/BANK	
		2016	2015
	NOTA	RM'000	RM'000
Amaun dibawa	5(b)	-	7,608,587
Aset pada kos terlunas			
Tidak melebihi tempoh dan tidak rosotnilai			
Risiko rendah		**-**	7,608,587
Amaun dibawa pada kos terlunas		**-**	7,608,587

d. Tersedia untuk jualan

		KUMPULAN/BANK	
		2016	2015
	NOTA	RM'000	RM'000
Amaun dibawa	5(c)	**6,365,260**	1,584,150
Aset pada nilai saksama			
Tidak melebihi tempoh dan tidak rosotnilai			
Risiko rendah		**6,462,310**	1,632,417
Jumlah kasar		**6,462,310**	1,632,417
Peruntukan rosotnilai		**(97,050)**	(48,267)
Amaun dibawa pada nilai saksama		**6,365,260**	1,584,150

NOTA KEPADA PENYATA KEWANGAN

35. INSTRUMEN KEWANGAN (SAMBUNGAN)

(b) Pengurusan risiko kewangan (sambungan)

(i) Risiko kredit (sambungan)

Pinjaman, pendahuluan dan pembiayaan serta pelaburan sekuriti rosotnilai

Pinjaman, pendahuluan dan pembiayaan rosotnilai secara kolektif serta sekuriti yang rosotnilai secara individu adalah pinjaman, pendahuluan dan pembiayaan serta pelaburan sekuriti hutang (selain daripada dibawa pada nilai saksama melalui untung atau rugi) di mana Kumpulan dan Bank telah menentukan bahawa terdapat bukti objektif berkaitan rosotnilai dan dijangka tidak dapat mengutip semua prinsipal dan faedah/untung yang perlu dibayar mengikut terma-terma kontrak pinjaman/perjanjian pelaburan sekuriti.

Pelaburan sekuriti hutang dibawa pada nilai saksama menerusi untung atau rugi tidak dinilai untuk rosotnilai tetapi tertakluk kepada sistem penggredan dalaman yang sama.

	KUMPULAN/BANK Pinjaman, pendahuluan dan pembiayaan	
	Kasar RM'000	Bersih RM'000
Pada 31 Disember 2016		
Rosotnilai dan tertunggak melebihi 90 hari	**553,422**	**78,215**
Jumlah	**553,422**	**78,215**
Pada 31 Disember 2015 (Dinyatakan semula)		
Rosotnilai dan tertunggak melebihi 90 hari	441,124	78,121
Jumlah	441,124	78,121

Kumpulan dan Bank memantau tumpuan risiko kredit berdasarkan sektor. Analisa konsentrasi risiko kredit dan pelaburan sekuriti pada tarikh pelaporan adalah seperti berikut:

		KUMPULAN/BANK	
	NOTA	Pinjaman, pendahuluan dan pembiayaan RM'000	Pelaburan sekuriti RM'000
Pada 31 Disember 2016			
Jumlah dibawa	5 & 6	**21,093,111**	**6,148,396**
Tumpuan mengikut sektor			
Korporat			
Tenaga		**-**	**92,941**
Perkhidmatan kewangan		**87,122**	**178,356**
Pengangkutan		**-**	**568,219**
Lain-lain		**-**	**593,086**
Kerajaan		**-**	**4,715,794**
Runcit			
Perumahan		**8,674,116**	**-**
Pengangkutan		**689,939**	**-**
Mikro kewangan		**488,912**	**-**
Penggunaan kredit		**10,739,937**	**-**
Kad kredit		**411,953**	**-**
Lain-lain		**1,132**	**-**
Amaun dibawa		**21,093,111**	**6,148,396**

NOTA KEPADA PENYATA KEWANGAN

35. INSTRUMEN KEWANGAN (SAMBUNGAN)

(b) Pengurusan risiko kewangan (sambungan)

(i) Risiko kredit (sambungan)

		KUMPULAN/BANK	
	NOTA	Pinjaman, pendahuluan dan pembiayaan RM'000	Pelaburan sekuriti RM'000
Pada 31 Disember 2015 (Dinyatakan semula)			
Jumlah dibawa	5 & 6	20,112,574	8,953,342
Tumpuan mengikut sektor			
Korporat			
Tenaga		-	94,665
Pembinaan		-	225,000
Perkhidmatan kewangan		96,635	136,043
Pengangkutan		-	466,226
Lain-lain		-	375,687
Kerajaan		-	7,655,721
Runcit			
Perumahan		7,647,503	-
Pengangkutan		464,183	-
Mikro kewangan		457,192	-
Penggunaan kredit		10,944,665	-
Kad Kredit		376,263	-
Lain-lain		126,133	-
Amaun dibawa		20,112,574	8,953,342

(ii) Risiko kecairan

Risiko kecairan adalah risiko di mana Kumpulan dan Bank tidak akan dapat untuk membiayai peningkatan aset dan memenuhi obligasi apabila ia matang tanpa menyebabkan kerugian yang tidak boleh diterima. Dalam keadaan yang teruk, kekurangan kecairan boleh mengakibatkan pengurangan dalam kunci kira-kira dan penjualan aset, atau berpotensi ketidakupayaan untuk memenuhi komitmen pinjaman/pembiayaan. Risiko Kumpulan dan Bank tidak akan dapat berbuat demikian wujud dalam semua operasi perbankan dan boleh dipengaruhi oleh pelbagai acara institusi khusus dan seluruh pasaran termasuk, tetapi tidak terhad kepada, aktiviti kredit, kejutan sistemik dan semula jadi bencana.

Pendedahan kepada risiko kecairan

Ukuran utama yang digunakan oleh Kumpulan dan Bank untuk pengurusan risiko kecairan ialah nisbah aset bersih cair kepada deposit daripada pelanggan. Untuk tujuan ini aset bersih cair diambil kira sebagai tunai dan kesetaraan tunai ditolak dengan deposit daripada bank-bank dan komitmen yang matang dalam tempoh satu bulan berikutnya. Pengiraan yang sama tetapi tidak serupa digunakan untuk mengukur pematuhan dengan had kecairan yang telah ditetapkan oleh Kumpulan dan Bank di bawah penguatkuasaan Bank Negara Malaysia iaitu Rangka kerja Kecairan Baru (BNM/DFI/GP5) yang dikeluarkan pada Disember 2006. Nisbah aset bersih cair Kumpulan dan Bank kepada deposit daripada pelanggan pada tarikh pelaporan dan sepanjang tempoh pelaporan bagi Kumpulan dan Bank mengikut Rangka Kerja Kecairan Baru adalah seperti berikut:

Nisbah aset bersih cair kepada deposit daripada pelanggan	2016 %	2015 %
Pada 31 Disember 2016	79	72
Purata bagi tahun	73	66
Maksimum bagi tahun	79	72
Minimum bagi tahun	69	61

35. INSTRUMEN KEWANGAN (SAMBUNGAN)

(b) Pengurusan risiko kewangan (sambungan)

(ii) Risiko kecairan (sambungan)

Analisis kematangan mengikut kontrak bagi liabiliti kewangan operasi perbankan Kumpulan dan Bank adalah seperti berikut:

KUMPULAN **Pada 31 Disember 2016**	**Sehingga 1 minggu RM'000**	**1 minggu hingga 1 bulan RM'000**	**1 hingga 3 bulan RM'000**	**3 hingga 6 bulan RM'000**	**6 hingga 12 bulan RM'000**	**Melebihi 1 tahun RM'000**	**Tiada tempoh kematangan tertentu RM'000**	**Jumlah RM'000**
Liabiliti bukan derivatif								
Deposit daripada pelanggan dan akaun pelaburan oleh pelanggan dan penempatan oleh bank dan institusi kewangan lain:								
Individu	**11,547,588**	**271,993**	**156,328**	**149,020**	**2,226,961**	**439,690**	**-**	**14,791,580**
Bukan individu	**1,446,655**	**2,813,598**	**2,037,510**	**1,844,723**	**2,506,092**	**458,802**	**(3,029)**	**11,104,351**
Pinjaman dan pembiayaan daripada institusi	**-**	**-**	**-**	**-**	**-**	**51,362**	**-**	**51,362**
Liabiliti-liabiliti lain	**-**	**-**	**-**	**-**	**-**	**640,419**	**207,256**	**847,675**
Komitmen tidak boleh mansuh untuk melanjutkan kredit dan liabiliti luar jangka	**694,152**	**-**	**-**	**440**	**332**	**-**	**27,829**	**722,753**
	13,688,395	**3,085,591**	**2,193,838**	**1,994,183**	**4,733,385**	**1,590,273**	**232,056**	**27,517,721**
Pada 31 Disember 2015								
Liabiliti bukan derivatif								
Deposit daripada pelanggan dan akaun pelaburan oleh pelanggan dan penempatan oleh bank dan institusi kewangan lain:								
Individu	11,196,924	412,263	487,013	462,852	903,653	170,039	-	13,632,744
Bukan individu	2,654,211	4,288,612	3,212,142	1,618,115	1,714,139	468,689	(2,981)	13,952,927
Pinjaman dan pembiayaan daripada institusi	-	-	-	-	-	31,238	-	31,238
Liabiliti-liabiliti lain	-	-	-	-	-	828,082	192,027	1,020,109
Komitmen tidak boleh mansuh untuk melanjutkan kredit dan liabiliti luar jangka	1,418,260	-	-	450	311	-	41,345	1,460,366
	15,269,395	4,700,875	3,699,155	2,081,417	2,618,103	1,498,048	230,391	30,097,384

35. INSTRUMEN KEWANGAN (SAMBUNGAN)

(b) Pengurusan risiko kewangan (sambungan)

(ii) Risiko kecairan (sambungan)

BANK Pada 31 Disember 2016	Sehingga 1 minggu RM'000	1 minggu hingga 1 bulan RM'000	1 hingga 3 bulan RM'000	3 hingga 6 bulan RM'000	6 hingga 12 bulan RM'000	Melebihi 1 tahun RM'000	Jumlah RM'000
Liabiliti bukan derivatif							
Deposit daripada pelanggan dan akaun pelaburan oleh pelanggan dan penempatan oleh bank dan institusi kewangan lain:							
Individu	**11,547,588**	**271,993**	**156,328**	**149,020**	**2,226,961**	**439,690**	**14,791,580**
Bukan individu	**1,446,655**	**2,813,598**	**2,037,510**	**1,844,723**	**2,506,092**	**458,802**	**11,107,380**
Pinjaman dan pembiayaan daripada institusi	**-**	**-**	**-**	**-**	**-**	**51,362**	**51,362**
Liabiliti-liabiliti lain	**-**	**-**	**-**	**-**	**-**	**640,419**	**640,419**
Komitmen tidak boleh mansuh untuk melanjutkan kredit dan liabiliti luar jangka	**694,152**	**-**	**-**	**440**	**332**	**-**	**694,924**
	13,688,395	**3,085,591**	**2,193,838**	**1,994,183**	**4,733,385**	**1,590,273**	**27,285,665**

Pada 31 Disember 2015							
Liabiliti bukan derivatif							
Deposit daripada pelanggan dan akaun pelaburan oleh pelanggan dan penempatan oleh bank dan institusi kewangan lain:							
Individu	11,196,924	412,263	487,013	462,852	903,653	170,039	13,632,744
Bukan individu	2,654,211	4,288,612	3,212,142	1,618,115	1,714,139	468,689	13,955,908
Pinjaman dan pembiayaan daripada institusi	-	-	-	-	-	31,238	31,238
Liabiliti-liabiliti lain	-	-	-	-	-	828,082	828,082
Komitmen tidak boleh mansuh untuk melanjutkan kredit dan liabiliti luar jangka	1,418,260	-	-	450	311	-	1,419,021
	15,269,395	4,700,875	3,699,155	2,081,417	2,618,103	1,498,048	29,866,993

NOTA KEPADA PENYATA KEWANGAN

35. INSTRUMEN KEWANGAN (SAMBUNGAN)

(b) Pengurusan risiko kewangan (sambungan)

(iii) Risiko pasaran

Risiko pasaran adalah risiko terhadap perubahan harga pasaran, seperti perubahan kadar faedah, harga ekuiti, kadar pertukaran wang asing dan serakan kredit (tidak berkaitan dengan perubahan di dalam peminjam/penerbit kredit) yang akan mempengaruhi pendapatan Kumpulan dan Bank atau nilai pegangan instrumen kewangan Kumpulan dan Bank. Objektif pengurusan risiko pasaran adalah untuk mengurus dan mengawal pendedahan risiko pasaran melalui parameter yang bersesuaian dengan mengoptimumkan kadar pulangan.

Pengurusan risiko pasaran

Kumpulan dan Bank mengasingkan pendedahan kepada risiko pasaran antara portfolio dagangan dan bukan dagangan. Portfolio dagangan dipegang terutamanya oleh unit pelaburan dan termasuk posisi yang timbul daripada pembuatan pasaran dan pengambilan kedudukan pemilik bersama dengan aset dan liabiliti kewangan yang diurus berdasarkan nilai saksama.

Jawatankuasa Aset dan Liabiliti (ALCO) bermesyuarat secara tetap untuk memantau dan menguruskan risiko pasaran. ALCO bertanggungjawab dalam memantau penunjuk kewangan utama dan nisbah, menetapkan nilai ambang untuk mengurus dan memantau risiko pasaran dan juga menganalisis sensitiviti ketidakseimbangan kadar faedah/keuntungan dan kematangan Kumpulan/Bank.

Pendedahan kepada risiko kadar faedah portfolio bukan dagangan

Risiko utama portfolio bukan perdagangan terdedah adalah risiko kerugian daripada turun naik dalam aliran tunai masa depan atau nilai saksama instrumen kewangan disebabkan oleh perubahan kadar faedah/kadar keuntungan. Risiko kadar faedah/keuntungan diuruskan terutamanya melalui pemantauan faedah/jurang kadar keuntungan dan dengan mempunyai had pra-diluluskan untuk *'bands'* harga semula.

35. INSTRUMEN KEWANGAN (SAMBUNGAN)

(b) Pengurusan risiko kewangan (sambungan)

(iii) Risiko pasaran (sambungan)

Ringkasan posisi jurang kadar faedah portfolio bukan dagangan bagi operasi perbankan Kumpulan dan Bank adalah seperti berikut:

KUMPULAN Pada 31 Disember 2016	Sehingga 1 minggu RM'000	1 minggu hingga 1 bulan RM'000	1 hingga 3 bulan RM'000	3 hingga 6 bulan RM'000	6 hingga 12 bulan RM'000	Melebihi 1 tahun M'000	Tiada tempoh kematangan tertentu RM'000	Jumlah RM'000	Kadar faedah berkesan %
Asas aktiviti bank - bukan dagangan									
Pengaliran masuk									
Pinjaman, pendahuluan dan pembiayaan	215,775	456,936	10,274	19,489	83,486	20,987,525	-	21,773,485	6.49
Tunai dan baki dengan bank dan institusi kewangan lain	520,636	-	-	-	-	-	4,380	525,016	
Aset-aset lain	-	-	-	-	-	237,072	166,658	403,730	
Pengaliran keluar									
Deposit daripada pelanggan dan akaun pelaburan oleh pelanggan dan penempatan oleh bank dan institusi kewangan lain	(1,589,625)	(830,913)	(8,589,018)	(2,527,632)	(5,465,093)	(6,896,246)	3,029	(25,895,498)	2.42
Rizab dan liabiliti-liabiliti lain	-	-	-	-	-	(3,807,017)	(2,616,057)	(6,423,074)	
Jurang kematangan bersih	(853,214)	(373,977)	(8,578,744)	(2,508,143)	(5,381,607)	10,521,334	(2,441,990)	(9,616,341)	
Perbendaharaan dan aktiviti pasaran modal									
Pengaliran masuk									
Penempatan jangka pendek	211,570	-	100,000	-	-	-	(13,574)	297,996	5.57
Pelaburan sekuriti hutang	-	-	79,943	46,224	39,248	5,982,981	-	6,148,396	3.93
	211,570	-	179,943	46,224	39,248	5,982,981	(13,574)	6,446,392	
Jumlah jurang kematangan	(641,644)	(373,977)	(8,398,801)	(2,461,919)	(5,342,359)	16,504,315	(2,455,564)	(3,169,949)	
Pengaliran keluar									
Komitmen tidak boleh dimansuhkan untuk melanjutkan kredit dan liabiliti luar jangka	(159,545)	-	-	-	-	(535,379)	(27,829)	(722,753)	
Jumlah jurang kematangan bersih	(801,189)	(373,977)	(8,398,801)	(2,461,919)	(5,342,359)	15,968,936	(2,483,393)	(3,892,702)	

35. INSTRUMEN KEWANGAN (SAMBUNGAN)

(b) Pengurusan risiko kewangan (sambungan)

(iii) Risiko pasaran (sambungan)

KUMPULAN Pada 31 Disember 2015 (Dinyatakan semula)	Sehingga 1 minggu RM'000	1 minggu hingga 1 bulan RM'000	1 hingga 3 bulan RM'000	3 hingga 6 bulan RM'000	6 hingga 12 bulan RM'000	Melebihi 1 tahun M'000	Tiada tempoh kematangan tertentu RM'000	Jumlah RM'000	Kadar faedah berkesan %
Asas aktiviti bank - bukan dagangan									
Pengaliran masuk									
Pinjaman, pendahuluan dan pembiayaan	39,642	13,560	14,036	25,545	53,775	20,462,181	-	20,608,739	6.72
Tunai dan baki dengan bank dan institusi kewangan lain	614,851	-	-	-	-	-	4,461	619,312	
Aset-aset lain	-	-	-	-	-	248,567	136,938	385,505	
Pengaliran keluar									
Deposit daripada pelanggan dan akaun pelaburan oleh pelanggan dan penempatan oleh bank dan institusi kewangan lain	(6,777,664)	3,307,809	(10,865,717)	(6,315,550)	(162,889,596)	155,952,066	2,981	(27,585,671)	2.69
Rizab dan liabiliti-liabiliti lain	-	-	-	-	-	(3,908,321)	(2,278,720)	(6,187,041)	
Jurang kematangan bersih	(6,123,171)	3,321,369	(10,851,681)	(6,290,005)	(162,835,821)	172,754,493	(2,134,340)	(12,159,156)	
Perbendaharaan dan aktiviti pasaran modal									
Pengaliran masuk									
Penempatan jangka pendek	213,930	-	-	-	-	-	52,510	266,440	4.21
Pelaburan sekuriti hutang	-	-	35,016	50,045	418,608	8,449,673	-	8,953,342	3.95
	213,930	-	35,016	50,045	418,608	8,449,673	52,510	9,219,782	
Jumlah jurang kematangan	(5,909,241)	3,321,369	(10,816,665)	(6,239,960)	(162,417,213)	181,204,166	(2,081,830)	(2,939,374)	
Pengaliran keluar									
Komitmen tidak boleh dimansuhkan untuk melanjutkan kredit dan liabiliti luar jangka	(319,550)	-	-	-	-	(1,099,471)	(41,345)	(1,460,366)	
Jumlah jurang kematangan bersih	(6,228,791)	3,321,369	(10,816,665)	(6,239,960)	(162,417,213)	180,104,695	(2,123,175)	(4,399,740)	

35. INSTRUMEN KEWANGAN (SAMBUNGAN)

(b) Pengurusan risiko kewangan (sambungan)

(iii) Risiko pasaran (sambungan)

BANK Pada 31 Disember 2016	Sehingga 1 minggu RM'000	1 minggu hingga 1 bulan RM'000	1 hingga 3 bulan RM'000	3 hingga 6 bulan RM'000	6 hingga 12 bulan M'000	Melebihi 1 tahun RM'000	Jumlah RM'000	Kadar faedah berkesan %
Asas aktiviti bank - bukan dagangan								
Pengaliran masuk								
Pinjaman, pendahuluan dan pembiayaan	215,775	456,936	10,274	19,489	83,486	20,987,525	21,773,485	6.49
Tunai dan baki dengan bank dan institusi kewangan lain	520,636	-	-	-	-	-	520,636	
Aset-aset lain	-	-	-	-	-	237,072	237,072	
Pengaliran keluar								
Deposit daripada pelanggan dan akaun pelaburan oleh pelanggan dan penempatan oleh bank dan institusi kewangan lain	(1,589,625)	(830,913)	(8,589,018)	(2,527,632)	(5,465,093)	(6,896,246)	(25,898,527)	2.42
Rizab dan liabiliti-liabiliti lain	-	-	-	-	-	(3,807,017)	(3,807,017)	
Jurang kematangan bersih	(853,214)	(373,977)	(8,578,744)	(2,508,143)	(5,381,607)	10,521,334	(7,174,351)	
Perbendaharaan dan aktiviti pasaran modal								
Pengaliran masuk								
Penempatan jangka pendek	211,570	-	100,000	-	-	-	311,570	5.57
Pelaburan sekuriti hutang	-	-	79,943	46,224	39,248	5,982,981	6,148,396	3.93
	211,570	-	179,943	46,224	39,248	5,982,981	6,459,966	
Jumlah jurang kematangan	(641,644)	(373,977)	(8,398,801)	(2,461,919)	(5,342,359)	16,504,315	(714,385)	
Pengaliran keluar								
Komitmen tidak boleh dimansuhkan untuk melanjutkan kredit dan liabiliti luar jangka	(159,545)	-	-	-	-	(535,379)	(694,924)	
Jumlah jurang kematangan bersih	(801,189)	(373,977)	(8,398,801)	(2,461,919)	(5,342,359)	15,968,936	(1,409,309)	

35. INSTRUMEN KEWANGAN (SAMBUNGAN)

(b) Pengurusan risiko kewangan (sambungan)

(iii) Risiko pasaran (sambungan)

BANK Pada 31 Disember 2015 (Dinyatakan semula)	Sehingga 1 minggu RM'000	1 minggu hingga 1 bulan RM'000	1 hingga 3 bulan RM'000	3 hingga 6 bulan RM'000	6 hingga 12 bulan M'000	Melebihi 1 tahun RM'000	Jumlah RM'000	Kadar faedah berkesan %
Asas aktiviti bank - bukan dagangan								
Pengaliran masuk								
Pinjaman, pendahuluan dan pembiayaan	39,642	13,560	14,036	25,545	53,775	20,462,181	20,608,739	6.72
Tunai dan baki dengan bank dan institusi kewangan lain	614,851	-	-	-	-	-	614,851	
Aset-aset lain	-	-	-	-	-	248,567	248,567	
Pengaliran keluar								
Deposit daripada pelanggan dan akaun pelaburan oleh pelanggan dan penempatan oleh bank dan institusi kewangan lain	(6,777,664)	3,307,809	(10,865,717)	(6,315,550)	(162,889,596)	155,952,066	(27,588,652)	2.69
Rizab dan liabiliti-liabiliti lain	-	-	-	-	-	(3,908,321)	(3,908,321)	
Jurang kematangan bersih	(6,123,171)	3,321,369	(10,851,681)	(6,290,005)	(162,835,821)	172,754,493	(10,024,816)	
Perbendaharaan dan aktiviti pasaran modal								
Pengaliran masuk								
Penempatan jangka pendek	213,930	-	-	-	-	-	213,930	4.21
Pelaburan sekuriti hutang	-	-	35,016	50,045	418,608	8,449,673	8,953,342	3.95
	213,930	-	35,016	50,045	418,608	8,449,673	9,167,272	
Jumlah jurang kematangan	(5,909,241)	3,321,369	(10,816,665)	(6,239,960)	(162,417,213)	181,204,166	(857,544)	
Pengaliran keluar								
Komitmen tidak boleh dimansuhkan untuk melanjutkan kredit dan liabiliti luar jangka	(319,550)	-	-	-	-	(1,099,471)	(1,419,021)	
Jumlah jurang kematangan bersih	(6,228,791)	3,321,369	(10,816,665)	(6,239,960)	(162,417,213)	180,104,695	(2,276,565)	

NOTA KEPADA PENYATA KEWANGAN

35. INSTRUMEN KEWANGAN (SAMBUNGAN)

(c) Hierarki nilai saksama

Bagi instrumen kewangan yang diukur pada nilai saksama, di mana harga pasaran ada, disebut dan diperhatikan dalam sebut harga pasaran atau peniaga harga aktif digunakan untuk mengukur nilai saksama.

Jika harga pasaran yang disebut dan diperhatikan tidak tersedia, nilai saksama akan ditentukan dengan teknik penilaian yang sesuai, termasuk penggunaan model matematik, seperti model aliran tunai diskaun dan model penetapan harga opsyen, perbandingan dengan instrumen yang serupa di mana wujud harga pasaran boleh diperhatikan dan teknik penilaian lain.

Objektif teknik penilaian adalah untuk mencapai penentuan nilai saksama yang mencerminkan harga instrumen pada akhir tempoh pelaporan yang akan ditentukan oleh peserta pasaran yang bertindak atas dasar tulus.

Teknik penilaian yang digunakan merangkumi andaian berhubung kadar diskaun, keluk hasil kadar faedah/keuntungan, anggaran aliran tunai masa hadapan dan faktor-faktor lain. Perubahan dalam andaian ini boleh menrosotnilaikan nilai saksama diperolehi.

Kumpulan dan Bank pada amnya menggunakan teknik penilaian yang diiktiraf secara meluas dengan input pasaran yang boleh diperhatikan jika tersedia bagi menentukan nilai saksama yang memerlukan pertimbangan dan anggaran minima daripada pihak pengurusan disebabkan kerumitan yang rendah daripada instrumen kewangan yang dipegang.

MFRS 13 *Pengukuran Nilai Saksama* mensyaratkan setiap kelas aset dan liabiliti yang diukur pada nilai saksama dalam penyata kedudukan kewangan selepas pengiktirafan awal dikategorikan mengikut hierarki yang menggambarkan signifikan input yang digunakan dalam membuat ukuran sama ada input yang digunakan itu boleh diperhatikan atau tidak boleh diperhatikan. Berikut adalah tahap hierarki yang digunakan bagi menentukan dan menzahirkan nilai saksama bagi instrumen kewangan dan aset bukan kewangan:

Tahap 1 Harga pasaran yang disebut harga, harga yang disebut harga (tidak dilaraskan) dalam pasaran aktif bagi instrumen yang serupa;

Tahap 2 Nilai saksama berdasarkan input boleh diperhatikan: input selain daripada harga sebut harga termasuk dalam Tahap 1 yang diperhatikan bagi instrumen berkenaan, sama ada secara langsung (iaitu harga) atau tidak langsung (iaitu diperolehi daripada harga), digunakan; dan

Tahap 3 Nilai saksama diperolehi dengan menggunakan input tidak boleh diperhatikan: input yang digunakan tidak berdasarkan data pasaran boleh diperhatikan dan input tidak boleh diperhatikan mungkin mempunyai impak yang signifikan ke atas penilaian instrumen kewangan dan aset bukan kewangan.

NOTA KEPADA PENYATA KEWANGAN

35. INSTRUMEN KEWANGAN (SAMBUNGAN)

(c) Hierarki nilai saksama (sambungan)

Instrumen kewangan dan aset bukan kewangan diukur pada nilai saksama

Jadual di bawah menganalisa instrumen kewangan yang dibawa pada nilai saksama mengikut kaedah penilaian. Perbezaan mengikut tahap hierarki nilai saksama didefinisikan seperti berikut:

KUMPULAN **Pada 31 Disember 2016**	**NOTA**	**TAHAP 1** **RM'000**	**TAHAP 2** **RM'000**	**TAHAP 3** **RM'000**	**JUMLAH** **RM'000**
Nilai saksama melalui untung atau rugi	5(a)				
Sekuriti Kerajaan Malaysia		**-**	**3,306**	**-**	**3,306**
Sekuriti Hutang Islam		**-**	**127,691**	**-**	**127,691**
Saham		**-**	**32,287**	**-**	**32,287**
		-	**163,284**	**-**	**163,284**
Pelaburan sekuriti tersedia untuk jualan	5(c)				
Saham		**69,143**	**-**	**-**	**69,143**
Pelaburan Amanah Saham		**-**	**147,721**	**-**	**147,721**
Sekuriti Kerajaan Malaysia		**-**	**1,041,098**	**-**	**1,041,098**
Sukuk Perumahan Kerajaan		**-**	**383,604**	**-**	**383,604**
Bon Jaminan Kerajaan		**-**	**1,699,371**	**-**	**1,699,371**
Terbitan Pelaburan Kerajaan Malaysia		**-**	**1,948,222**	**-**	**1,948,222**
Bon Khazanah		**-**	**603,883**	**-**	**603,883**
Sekuriti Hutang Swasta		**-**	**59,823**	**-**	**59,823**
Sekuriti Hutang Islam		**-**	**412,395**	**-**	**412,395**
		69,143	**6,296,117**	**-**	**6,365,260**
		69,143	**6,459,401**	**-**	**6,528,544**
Pada 31 Disember 2015					
Nilai saksama melalui untung atau rugi	5(a)				
Sekuriti Kerajaan Malaysia		-	6,323	-	6,323
Sekuriti Hutang Islam		-	159,520	-	159,520
		-	165,843	-	165,843
Pelaburan sekuriti tersedia untuk jualan	5(c)				
Saham		88,635	-	-	88,635
Pelaburan Amanah Saham		-	150,760	-	150,760
Sekuriti Kerajaan Malaysia		-	465,385	-	465,385
Sukuk Perumahan Kerajaan		-	142,964	-	142,964
Bon Jaminan Kerajaan		-	94,371	-	94,371
Terbitan Pelaburan Kerajaan Malaysia		-	642,035	-	642,035
		88,635	1,495,515	-	1,584,150
		88,635	1,661,358	-	1,749,993

NOTA KEPADA PENYATA KEWANGAN

35. INSTRUMEN KEWANGAN (SAMBUNGAN)

(c) Hierarki nilai saksama (sambungan)

Instrumen kewangan dan aset bukan kewangan diukur pada nilai saksama (sambungan)

BANK **Pada 31 Disember 2016**	**NOTA**	**TAHAP 1** **RM'000**	**TAHAP 2** **RM'000**	**TAHAP 3** **RM'000**	**JUMLAH** **RM'000**
Pelaburan sekuriti tersedia untuk jualan	5(c)				
Saham		**69,143**	**-**	**-**	**69,143**
Pelaburan Amanah Saham		**-**	**147,721**	**-**	**147,721**
Sekuriti Kerajaan Malaysia		**-**	**1,041,098**	**-**	**1,041,098**
Sukuk Perumahan Kerajaan		**-**	**383,604**	**-**	**383,604**
Bon Jaminan Kerajaan		**-**	**1,699,371**	**-**	**1,699,371**
Terbitan Pelaburan Kerajaan Malaysia		**-**	**1,948,222**	**-**	**1,948,222**
Bon Khazanah		**-**	**603,883**	**-**	**603,883**
Sekuriti Hutang Swasta		**-**	**59,823**	**-**	**59,823**
Sekuriti Hutang Islam		**-**	**412,395**	**-**	**412,395**
		69,143	**6,296,117**	**-**	**6,365,260**
Pada 31 Disember 2015					
Pelaburan sekuriti tersedia untuk jualan	5(c)				
Saham		88,635	-	-	88,635
Pelaburan Amanah Saham		-	150,760	-	150,760
Sekuriti Kerajaan Malaysia		-	465,385	-	465,385
Sukuk Perumahan Kerajaan		-	142,964	-	142,964
Bon Jaminan Kerajaan		-	94,371	-	94,371
Terbitan Pelaburan Kerajaan Malaysia		-	642,035	-	642,035
		88,635	1,495,515	-	1,584,150

NOTA KEPADA PENYATA KEWANGAN

35. INSTRUMEN KEWANGAN (SAMBUNGAN)

(c) Hierarki nilai saksama (sambungan)

Nilai saksama instrumen kewangan yang tidak dibawa pada nilai saksama tetapi pendedahan nilai saksama diperlukan

Berikut adalah perbandingan amaun dibawa dan nilai saksama instrumen kewangan Kumpulan dan Bank yang tidak dibawa pada nilai saksama dalam penyata kewangan. Ia tidak termasuk aset dan liabiliti kewangan jangka pendek/atas permintaan di mana jumlah bawaannya adalah hampir sama nilai saksama mereka.

Pada 31 Disember 2016	KUMPULAN		BANK	
	Amaun Dibawa RM'000	Nilai Saksama RM'000	Amaun Dibawa RM'000	Nilai Saksama RM'000
Aset kewangan				
Pinjaman, pendahuluan dan pembiayaan	**21,093,111**	**20,972,889**	**21,093,111**	**20,972,889**
Aset-aset lain	**388,568**	**388,568**	**221,910**	**221,910**
	21,481,679	**21,361,457**	**21,315,021**	**21,194,799**
Liabiliti kewangan				
Deposit daripada pelanggan dan akaun pelaburan oleh pelanggan	**24,662,007**	**24,662,007**	**24,665,036**	**24,665,036**
Deposit dan penempatan oleh bank dan institusi kewangan lain	**1,233,491**	**1,233,491**	**1,233,491**	**1,233,491**
Pinjaman daripada institusi	**51,362**	**51,362**	**51,362**	**51,362**
	25,946,860	**25,946,860**	**25,949,889**	**25,949,889**

Pada 31 Disember 2015	KUMPULAN		BANK	
	Amaun Dibawa RM'000 (Dinyatakan semula)	Nilai Saksama RM'000	Amaun Dibawa RM'000 (Dinyatakan semula)	Nilai Saksama RM'000
Aset kewangan				
Pelaburan sekuriti dipegang hingga matang	7,608,587	7,507,040	7,608,587	7,507,040
Pinjaman, pendahuluan dan pembiayaan	20,112,574	20,229,830	20,112,574	20,229,830
Aset-aset lain	369,377	369,377	232,439	232,439
	28,090,538	28,106,247	27,953,600	27,969,309
Liabiliti kewangan				
Deposit daripada pelanggan dan akaun pelaburan oleh pelanggan	26,843,861	26,843,861	26,846,842	26,846,842
Deposit dan penempatan oleh bank dan institusi kewangan lain	741,810	741,810	741,810	741,810
Pinjaman daripada institusi	31,238	31,238	31,238	31,238
	27,616,909	27,616,909	27,619,890	27,619,890

NOTA KEPADA PENYATA KEWANGAN

35. INSTRUMEN KEWANGAN (SAMBUNGAN)

(c) Hierarki nilai saksama (sambungan)

Nilai saksama instrumen kewangan yang tidak dibawa pada nilai saksama tetapi pendedahan nilai saksama diperlukan (sambungan)

Jadual di bawah menunjukkan analisis instrumen kewangan yang tidak dibawa pada nilai saksama tetapi pendedahan nilai saksama diperlukan. Perbezaan mengikut tahap hierarki nilai saksama didefinisikan seperti berikut:

KUMPULAN Pada 31 Disember 2016	TAHAP 1 RM'000	TAHAP 2 RM'000	TAHAP 3 RM'000	JUMLAH RM'000
Aset kewangan				
Pinjaman, pendahuluan dan pembiayaan				
Pinjaman/pembiayaan perumahan	-	-	8,635,692	8,635,692
Pinjaman/pembiayaan persendirian	-	-	10,739,343	10,739,343
Pinjaman/pembiayaan kakitangan	-	-	103,172	103,172
Sewa beli belum terima	-	-	593,492	593,492
Mikro kredit	-	-	1,100	1,100
Mikro kewangan	-	-	459,405	459,405
Kad kredit/caj	-	-	411,953	411,953
Pinjaman/pembiayaan lain	-	-	28,707	28,707
Kredit pusingan	-	-	25	25
	-	-	20,972,889	20,972,889
Aset-aset lain				
Faedah/untung belum terima	-	-	55,748	55,748
Pelbagai belum terima	-	-	323,600	323,600
Dividen belum terima	-	-	2,641	2,641
Amaun terhutang dari syarikat bersekutu	-	-	6,579	6,579
	-	-	388,568	388,568
	-	-	21,361,457	21,361,457
Liabiliti kewangan				
Deposit daripada pelanggan dan akaun pelaburan oleh pelanggan	-	-	24,662,007	24,662,007
Deposit dan penempatan oleh bank dan institusi kewangan lain	-	-	1,233,491	1,233,491
Pinjaman daripada institusi	-	-	51,362	51,362
	-	-	25,946,860	25,946,860

NOTA KEPADA PENYATA KEWANGAN

35. INSTRUMEN KEWANGAN (SAMBUNGAN)

(c) Hierarki nilai saksama (sambungan)

Nilai saksama instrumen kewangan yang tidak dibawa pada nilai saksama tetapi pendedahan nilai saksama diperlukan (sambungan)

KUMPULAN Pada 31 Disember 2015	TAHAP 1 RM'000	TAHAP 2 RM'000	TAHAP 3 RM'000	JUMLAH RM'000
Aset kewangan				
Pelaburan sekuriti dipegang hingga matang				
Sekuriti Kerajaan Malaysia	-	1,902,708	-	1,902,708
Terbitan Pelaburan Kerajaan Malaysia	-	2,413,073	-	2,413,073
Sukuk	-	239,717	-	239,717
Bon Jaminan Kerajaan	-	1,822,570	-	1,822,570
Bon Khazanah	-	648,410	-	648,410
Sekuriti Hutang Swasta	-	59,802	-	59,802
Sekuriti Hutang Islam	-	420,760	-	420,760
	-	7,507,040	-	7,507,040
Pinjaman, pendahuluan dan pembiayaan				
Pinjaman/pembiayaan perumahan	-	-	7,583,966	7,583,966
Pinjaman/pembiayaan persendirian	-	-	11,221,083	11,221,083
Pinjaman/pembiayaan kakitangan	-	-	124,848	124,848
Sewa beli belum terima	-	-	387,842	387,842
Mikro kredit	-	-	1,189	1,189
Mikro kewangan	-	-	440,919	440,919
Kad kredit/caj	-	-	376,263	376,263
Pinjaman/pembiayaan lain	-	-	93,694	93,694
Kredit pusingan	-	-	26	26
	-	-	20,229,830	20,229,830
Aset-aset lain				
Faedah/untung belum terima	-	-	80,384	80,384
Pelbagai belum terima	-	-	286,372	286,372
Dividen belum terima	-	-	2,621	2,621
	-	-	369,377	369,377
	-	7,507,040	20,599,207	28,106,247
Liabiliti kewangan				
Deposit daripada pelanggan dan akaun pelaburan oleh pelanggan	-	-	26,843,861	26,843,861
Deposit dan penempatan oleh bank dan institusi kewangan lain	-	-	741,810	741,810
Pinjaman daripada institusi	-	-	31,238	31,238
	-	-	27,616,909	27,616,909

NOTA KEPADA PENYATA KEWANGAN

35. INSTRUMEN KEWANGAN (SAMBUNGAN)

(c) Hierarki nilai saksama (sambungan)

Nilai saksama instrumen kewangan yang tidak dibawa pada nilai saksama tetapi pendedahan nilai saksama diperlukan (sambungan)

BANK Pada 31 Disember 2016	TAHAP 1 RM'000	TAHAP 2 RM'000	TAHAP 3 RM'000	JUMLAH RM'000
Aset kewangan				
Pinjaman, pendahuluan dan pembiayaan				
Pinjaman/pembiayaan perumahan	-	-	8,635,692	8,635,692
Pinjaman/pembiayaan persendirian	-	-	10,739,343	10,739,343
Pinjaman/pembiayaan kakitangan	-	-	103,172	103,172
Sewa beli belum terima	-	-	593,492	593,492
Mikro kredit	-	-	1,100	1,100
Mikro kewangan	-	-	459,405	459,405
Kad kredit/caj	-	-	411,953	411,953
Pinjaman/pembiayaan lain	-	-	28,707	28,707
Kredit pusingan	-	-	25	25
	-	-	20,972,889	20,972,889
Aset-aset lain				
Faedah/untung belum terima	-	-	54,353	54,353
Pelbagai belum terima	-	-	157,806	157,806
Dividen belum terima	-	-	2,641	2,641
Amaun terhutang dari syarikat subsidiari	-	-	531	531
Amaun terhutang dari syarikat bersekutu	-	-	6,579	6,579
	-	-	221,910	221,910
	-	-	21,194,799	21,194,799
Liabiliti kewangan				
Deposit daripada pelanggan dan akaun pelaburan oleh pelanggan	-	-	24,665,036	24,665,036
Deposit dan penempatan oleh bank dan institusi kewangan lain	-	-	1,233,491	1,233,491
Pinjaman daripada institusi	-	-	51,362	51,362
	-	-	25,949,889	25,949,889

NOTA KEPADA PENYATA KEWANGAN

35. INSTRUMEN KEWANGAN (SAMBUNGAN)

(c) Hierarki nilai saksama (sambungan)

Nilai saksama instrumen kewangan yang tidak dibawa pada nilai saksama tetapi pendedahan nilai saksama diperlukan (sambungan)

BANK Pada 31 Disember 2015	TAHAP 1 RM'000	TAHAP 2 RM'000	TAHAP 3 RM'000	JUMLAH RM'000
Aset kewangan				
Pelaburan sekuriti dipegang hingga matang				
Sekuriti Kerajaan Malaysia	-	1,902,708	-	1,902,708
Terbitan Pelaburan Kerajaan Malaysia	-	2,413,073	-	2,413,073
Sukuk	-	239,717	-	239,717
Bon Jaminan Kerajaan	-	1,822,570	-	1,822,570
Bon Khazanah	-	648,410	-	648,410
Sekuriti Hutang Swasta	-	59,802	-	59,802
Sekuriti Hutang Islam	-	420,760	-	420,760
	-	7,507,040	-	7,507,040
Pinjaman, pendahuluan dan pembiayaan				
Pinjaman/pembiayaan perumahan	-	-	7,583,966	7,583,966
Pinjaman/pembiayaan persendirian	-	-	11,221,083	11,221,083
Pinjaman/pembiayaan kakitangan	-	-	124,848	124,848
Sewa beli belum terima	-	-	387,842	387,842
Mikro kredit	-	-	1,189	1,189
Mikro kewangan	-	-	440,919	440,919
Kad kredit/caj	-	-	376,263	376,263
Pinjaman/pembiayaan lain	-	-	93,694	93,694
Kredit pusingan	-	-	26	26
	-	-	20,229,830	20,229,830
Aset-aset lain				
Faedah/untung belum terima	- -		78,711	78,711
Pelbagai belum terima	-	-	146,107	146,107
Dividen belum terima	-	-	2,621	2,621
Amaun terhutang dari syarikat subsidiari	-	-	5,000	5,000
	-	-	232,439	232,439
	-	7,507,040	20,462,269	27,969,309
Liabiliti kewangan				
Deposit daripada pelanggan dan akaun pelaburan oleh pelanggan	-	-	26,846,842	26,846,842
Deposit dan penempatan oleh bank dan institusi kewangan lain	-	-	741,810	741,810
Pinjaman daripada institusi	-	-	31,238	31,238
	-	-	27,619,890	27,619,890

NOTA KEPADA PENYATA KEWANGAN

35. INSTRUMEN KEWANGAN (SAMBUNGAN)

(d) Kaedah dan andaian

Kaedah dan andaian berikut digunakan untuk menganggar nilai saksama setiap kelas instrumen kewangan berikut:

(i) Tunai, dana jangka pendek dan peletakan dengan institusi kewangan

Amaun dibawa untuk wang tunai dan dana jangka pendek dan penempatan dengan institusi kewangan bersamaan nilai saksama disebabkan tempoh matang instrumen yang pendek.

(ii) Pelaburan sekuriti

Nilai saksama pelaburan sekuriti dagangan awam dianggarkan dari harga pasaran yang disebut harga pada tarikh pelaporan. Sekiranya tidak terdapat harga pasaran yang disebut harga bagi pelaburan sekuriti, anggaran munasabah bagi nilai saksama dikira berdasarkan kadar indikatif yang diperoleh daripada pihak ketiga.

Untuk pelaburan dalam sekuriti ekuiti, kejatuhan yang signifikan atau berterusan dalam nilai saksama di bawah kos merupakan bukti objektif rosotnilai. Dalam hal ini, Kumpulan dan Bank mengambilkira kejatuhan dalam nilai saksama melebihi 20% adalah signifikan dan kejatuhan dalam harga pasaran yang disebut harga selama sembilan bulan atau lebih itu adalah berterusan.

(iii) Pinjaman, pendahuluan dan pembiayaan

Nilai saksama pinjaman/pembiayaan kadar tetap dengan tempoh kematangan kurang daripada enam bulan dan pinjaman/pembiayaan kadar boleh ubah adalah dianggarkan lebih kurang amaun dibawa. Bagi pinjaman/pembiayaan berkadar tetap dengan tempoh kematangan lebih daripada enam bulan, nilai saksama adalah dianggarkan berdasarkan aliran wang tunai didiskaun menggunakan kadar pasaran semasa pinjaman/pembiayaan yang mempunyai persamaan risiko kredit dan kematangan.

Nilai saksama rosotnilai pinjaman/pembiayaan adalah diwakili oleh amaun dibawa, selepas ditolak dari sebarang elaun penilaian kolektif, sebagai amaun dijangka boleh diperolehi.

(iv) Belum terima dan belum bayar yang lain

Amaun dibawa bagi belum terima dan belum bayar yang lain adalah hampir bersamaan dengan nilai saksama disebabkan tempoh matang yang agak pendek.

(v) Pelaburan lain

Nilai saksama bagi pelaburan lain adalah berasaskan bahagian aset ketara bersih syarikat pelaburan tersebut pada akhir tempoh pelaporan.

(vi) Deposit daripada pelanggan dan institusi kewangan dan akaun pelaburan oleh pelanggan

Kumpulan dan Bank menganggap jumlah dibawa untuk keseluruhan deposit dan akaun pelaburan seperti deposit dan akaun pelaburan pelanggan bukan bank, dan deposit dan baki bank, ejen dan syarikat berkaitan, sebagai anggaran bersamaan dengan nilai saksama masing-masing memandangkan kebanyakannya perlu dibayar apabila dituntut dan bersifat jangka pendek.

(vii) Pinjaman dan pembiayaan daripada institusi

Nilai saksama bagi pinjaman daripada Bank Negara Malaysia dianggarkan menggunakan kaedah faedah efektif bagi pembiayaan yang digunakan untuk mendiskaunkan nilai kini atas pembayaran masa hadapan yang ditentukan bagi pembiayaan tersebut.

NOTA KEPADA PENYATA KEWANGAN

36. PENGURUSAN RISIKO TAKAFUL

Risiko takaful untuk Kumpulan termasuk kematian, morbiditi, perbelanjaan, luput, menyerahkan, pelaburan dan peristiwa malapetaka.

Kumpulan mempunyai dasar, garis panduan dan had dalam menguruskan risiko takaful. Pengurusan risiko termasuk pemilihan dan menilai risiko, kepelbagaian produk, pemantauan pengalaman sebenar, dan menggunakan takaful semula untuk mempelbagaikan risiko dan menghadkan potensi kerugian bersih.

Tidak semua risiko ditanggung oleh dana Risiko, dan maklumat lanjut boleh didapati dalam seksyen Andaian utama nota ini. Risiko yang khusus untuk pelbagai jenis sijil takaful dihuraikan di bawah:

Kontrak takaful keluarga berkaitan pelaburan

Kontrak takaful keluarga berkaitan pelaburan terdiri daripada produk berkaitan pelaburan sumbangan berkala di mana boleh dilampirkan kepada pelbagai penunggang seperti perubatan, penyumbang, pendapatan hospital dan penunggang sengaja.

Kontrak takaful keluarga berkaitan bukan pelaburan

Kontrak takaful keluarga berkaitan bukan pelaburan terdiri daripada pelan perlindungan (untuk kematian, TPD dan penyakit kritikal), pelan simpanan dan kredit berkaitan jumlah pengurangan pelan perlindungan yang dilindungi.

Kontrak takaful am

Kontrak takaful am terdiri daripada kebakaran, kemalangan diri, pampasan pekerja dan liabiliti majikan, liabiliti dan kejuruteraan dan lain-lain. Pelan utama ialah kebakaran di mana disediakan perlindungan terutamanya untuk rumah kediaman.

(a) Kontrak takaful keluarga

Tumpuan risiko takaful

Tumpuan risiko mungkin timbul apabila berlakunya sesuatu peristiwa atau siri peristiwa boleh memberi kesan ketara kepada kemampuan dana. Contoh peristiwa-peristiwa itu boleh termasuk bencana alam, influenza, wabak dan bencana di kawasan geografi tertentu.

Risiko takaful juga timbul dari hak peserta membayar sumbangan dikurangkan atau tiada sumbangan di masa depan, atau untuk menamatkan kontrak sepenuhnya. Risiko ini akan memberi kesan kepada keuntungan masa hadapan tetapi ia juga akan mengurangkan liabiliti takaful kerana sifat tiada jaminan ke atas produk takaful kami. Wang yang tidak mencukupi dalam akaun peserta untuk membayar caj tabarru akan menyebabkan sijilnya luput. Risiko ini dibenarkan dalam andaian yang digunakan untuk mengukur liabiliti.

Strategi pengunderaitan memastikan bahawa portfolio sijil takaful ini juga pelbagai dari segi jenis dan tahap risiko. Ini dicapai dengan menguatkuasakan pemilihan risiko yang betul dan klasifikasi risiko.

Proses pemilihan risiko menentukan kumpulan risiko takaful yang boleh diterima supaya kepelbagaian jenis risiko takaful dicapai. Ini adalah untuk memastikan bahawa dalam setiap jenis risiko, terdapat penduduk yang cukup besar risiko untuk mengurangkan kepelbagaian hasil yang diharapkan.

Dalam proses klasifikasi sijil, sijil dikelaskan ke dalam kategori piawaian berasingan dan tahap sub piawaian. Pemilihan perubatan dan garis panduan pengunderaitan kewangan termasuk dalam prosedur pengunderaitan membolehkan penyerahan risiko takaful kepada kelas yang sesuai. Setiap kelas telah diubah caj takaful untuk menggambarkan kesihatan dan sejarah perubatan peserta.

Pengaturan takaful semula bagi risiko yang diambil oleh dana juga telah menghadkan pendedahan risiko dana. Terdapat had pengekalan maksimum bagi mana-mana perlindungan nyawa tunggal. Secara umumnya, dana mengekalkan risiko pihak lain rendah dengan mempunyai takaful semula dengan kedudukan kredit yang tinggi pengendali takaful semula.

NOTA KEPADA PENYATA KEWANGAN

36. PENGURUSAN RISIKO TAKAFUL (SAMBUNGAN)

(a) Kontrak takaful keluarga (sambungan)

Tumpuan risiko berdasarkan baki dana peserta

KUMPULAN	Jumlah Kasar RM'000	Takaful semula RM'000	Jumlah Bersih RM'000
Pada 31 Disember 2016			
Wakaf	**1,420,642**	**-**	**1,420,642**
Bertempoh	**271,207**	**-**	**271,207**
Gadai janji	**185,603**	**(4)**	**185,599**
Jumlah dana takaful keluarga	**1,877,452**	**(4)**	**1,877,448**
Pada 31 Disember 2015			
Wakaf	1,227,578	-	1,227,578
Bertempoh	250,955	-	250,955
Gadai janji	157,375	(7)	157,368
Jumlah dana takaful keluarga	1,635,908	(7)	1,635,901

Andaian utama

Pertimbangan material dan analisis yang diperlukan dalam pilihan andaian untuk menentukan liabiliti. Tanggapan ini berdasarkan pengalaman lalu, data dalaman semasa dan indeks pasaran luar dan penanda aras yang mencerminkan harga pasaran semasa dan maklumat yang diterbitkan. Andaian yang digunakan dalam penilaian liabiliti berdasarkan anggaran yang wajar. Ini memastikan bahawa dana itu adalah dari segi kewangan bunyi untuk memenuhi obligasi peserta.

Keputusan sebenar mungkin berbeza daripada anggaran ini. Andaian dinilai secara berterusan untuk memastikan penilaian yang realistik dan munasabah. Semakan ke atas anggaran perakaunan diiktiraf dalam tempoh di mana anggaran tersebut disemak dan dalam mana-mana tempoh masa depan.

Andaian utama anggaran liabiliti adalah sangat sensitif adalah seperti berikut:

Kematian dan morbiditi

Kumpulan berasal kematian anggaran atau morbiditi andaian terbaik bagi setiap jenis produk. Anggaran ini terbaik adalah berdasarkan kepada kajian yang diperolehi daripada portfolio yang sedia ada. Dalam amalan, kerana portfolio yang dikuasai oleh jualan perniagaan baru yang pengalaman yang dipengaruhi oleh pengunderaitan kesan pemilihan, yang terbaik anggaran andaian tidak ditubuhkan berasaskan kepada pengalaman portfolio tetapi juga dengan merujuk kepada kadar risiko takaful semula jadual.

Pengunderaitan amalan mempengaruhi pengalaman mortaliti dan morbiditi dana. Pemantauan dan pengalaman kajian perlu dilakukan jika terdapat perubahan dalam amalan pengunderaitan.

Umur panjang

Kerana tiada produk anuiti, umur panjang bukan andaian penting bagi portfolio.

Pulangan pelaburan

Model operasi kontrak takaful adalah berdasarkan kepada caj Tabarru 'ditolak daripada dana peserta untuk bulanan dana Risiko. Risiko pelaburan adalah sebahagian besarnya disalurkan kepada para peserta. Hasilnya, dana Risiko tidak terdedah kepada pergerakan dalam kadar pulangan dan pasaran nilai aset asas.

Perbelanjaan

Perbelanjaan ditanggung sepenuhnya oleh pengendali takaful dan bukan dana takaful. Andaian perbelanjaan tidak memberi kesan kepada dana risiko.

NOTA KEPADA PENYATA KEWANGAN

36. PENGURUSAN RISIKO TAKAFUL (SAMBUNGAN)

(a) Kontrak takaful keluarga (sambungan)

Andaian utama (sambungan)

Ketegaran

Ketegaran mempunyai kesan marginal kepada dana Takaful sebagai caj ditolak setiap bulan dan tuntutan yang dibayar hanya jika perakuan itu berkuatkuasa.

Kadar diskaun

Kadar diskaun mempunyai kesan yang besar ke atas peruntukan bagi liabiliti. kadar diskaun yang lebih rendah akan meningkatkan peruntukan diperlukan sebagai pulangan pelaburan yang boleh didapati pada peruntukan yang lebih rendah. Sebaliknya, kadar diskaun yang lebih tinggi mengurangkan peruntukan.

Sensitiviti

Analisis di bawah dilaksanakan untuk pergerakan yang mungkin berlaku dalam andaian utama dengan semua andaian lain kekal, menunjukkan kesan ke atas liabiliti kasar, liabiliti bersih, lebihan dan pengendali takaful untung atau rugi. Hubungan andaian-andaian akan mempunyai kesan yang besar dalam menentukan liabiliti tuntutan muktamad, tetapi untuk menunjukkan kesan yang disebabkan oleh perubahan dalam andaian, andaian terpaksa ditukar secara individu. Ia harus diperhatikan bahawa pergerakan dalam andaian ini adalah bukan linear. Maklumat sensitiviti juga akan berbeza-beza mengikut andaian ekonomi semasa.

KUMPULAN	Perubahan pada andaian %	Kesan ke atas jumlah kasar liabiliti RM'000	Kesan ke atas jumlah bersih liabiliti RM'000	Kesan ke atas lebihan RM'000	Kesan ke atas keuntungan atau kerugian pengendali takaful RM'000
Pada 31 Disember 2016					
Kematian/Morbiditi	**+10**	**39,831**	**39,303**	**(39,307)**	**(27,512)**
Pulangan pelaburan*	**+/-1**	**13**	**12**	**(12)**	**-**
Kadar luput dan tender yang ditetapkan	**-10**	**436**	**436**	**(436)**	**(175)**
Kadar diskaun	**-1**	**7,319**	**7,319**	**(7,319)**	**(1,251)**
Pada 31 Disember 2015					
Kematian/Morbiditi	+10	34,796	34,446	(34,446)	(16,906)
Pulangan pelaburan*	+/-1	25	23	(23)	(6)
Kadar luput dan tender yang ditetapkan	-10	498	499	(499)	(201)
Kadar diskaun	-1	6,141	6,142	(6,142)	(870)

* Pulangan pelaburan +1%/-1% telah digunakan untuk sensitiviti pulangan pelaburan yang mana memberikan liabiliti yang lebih tinggi.

Andaian morbiditi mempunyai kesan terbesar sebagai perbelanjaan manfaat penunggang merupakan sebahagian besar daripada portfolio takaful.

Rangka Kerja Operasi pra-Takaful (TOF) perniagaan, kerugian dalam dana takaful keluarga dapat disokong oleh yuran wakalah pengurusan risiko dan jika tidak mencukupi, pinjaman tanpa faedah (Qard) disediakan oleh pengendali takaful dalam perintah itu. Lebihan dalam dana takaful keluarga akan digunakan untuk memenuhi caj pengurusan risiko sebelum mereka diedarkan kepada para peserta. Kerugian bagi perniagaan selepas TOF akan disokong oleh satu pinjaman tanpa faedah (Qard) daripada pengendali takaful.

Dalam sensitiviti di atas, kesan ke atas lebihan mengambil kira jumlah lebihan yang ada sebelum pengagihan lebihan yang timbul dan lebihan yang dibawa ke hadapan. Akibatnya, kesan kepada untung atau rugi pengendali takaful hanya akan berlaku jika tekanan menggunakan sepenuhnya jumlah lebihan yang ada seperti halnya dengan tekanan kematian di mana satu pinjaman tanpa faedah (Qard) daripada pengendali takaful akan dikeluarkan kepada membetulkan defisit dalam dana Tabarru'.

NOTA KEPADA PENYATA KEWANGAN

36. PENGURUSAN RISIKO TAKAFUL (SAMBUNGAN)

(b) Kontrak takaful am

Tumpuan risiko takaful

Tumpuan risiko mungkin timbul apabila berlakunya sesuatu peristiwa atau siri peristiwa boleh memberi kesan ketara kepada kemampuan bayar dana. Ini boleh menjadi amat membebankan jika risiko tertumpu pada kawasan geografi tertentu. Untuk portfolio dana takaful am, ini bukanlah satu kebimbangan utama sebagai jenis kontrak terutamanya perlindungan kebakaran untuk rumah kediaman. Berkadar dan tak berkadaran perjanjian takaful semula juga bagi memastikan bahawa dana boleh menahan risiko ini.

Jadual di bawah menunjukkan penumpuan liabiliti kontrak takaful am mengikut jenis kontrak berdasarkan sumbangan bertulis.

KUMPULAN	Jumlah Kasar RM'000	Takaful semula RM'000	Jumlah Bersih RM'000
Pada 31 Disember 2016			
Kebakaran	**8,413**	**(1,181)**	**7,232**
Lain-lain kenderaan	**-**	**(70)**	**(70)**
Kemalangan peribadi	**205**	**(196)**	**9**
Jumlah sumbangan	**8,618**	**(1,447)**	**7,171**
Pada 31 Disember 2015			
Kebakaran	7,846	(644)	7,202
Kemalangan peribadi	226	(34)	192
Jumlah sumbangan	8,072	(678)	7,394

Andaian utama

Andaian utama yang mendasari anggaran liabiliti adalah bahawa pembangunan tuntutan masa depan akan mengikuti pola yang sama dengan pengalaman pembangunan tuntutan masa lalu.

Pertimbangan kualitatif tambahan digunakan untuk menilai sejauh mana trend masa lalu tidak boleh dikenakan pada masa akan datang, sebagai contoh, kejadian terpencil, perubahan dalam faktor-faktor luaran atau pasaran seperti sikap orang ramai terhadap tuntutan, keadaan ekonomi, tahap inflasi tuntutan, keputusan kehakiman dan perundangan , dan juga faktor-faktor dalaman seperti campuran portfolio, ciri-ciri sijil dan prosedur pengendalian tuntutan. Keadaan utama lain yang mempengaruhi kebolehpercayaan andaian termasuk kelewatan dalam penyelesaian.

NOTA KEPADA PENYATA KEWANGAN

36. PENGURUSAN RISIKO TAKAFUL (SAMBUNGAN)

(b) Kontrak takaful am (sambungan)

Sensitiviti

Liabiliti tuntutan takaful am adalah sensitif kepada andaian utama yang ditunjukkan di bawah. Ia tidak mungkin untuk mengukur sensitiviti andaian tertentu, seperti, perubahan perundangan atau ketidakpastian dalam proses anggaran.

Analisis di bawah dilaksanakan untuk pergerakan yang mungkin berlaku dalam andaian utama dengan semua andaian lain kekal, menunjukkan kesan ke atas liabiliti kasar dan bersih dan lebihan pengunderaitan. Hubungan andaian-andaian akan mempunyai kesan yang besar dalam menentukan liabiliti tuntutan muktamad, tetapi untuk menunjukkan kesan yang disebabkan oleh perubahan dalam setiap andaian, andaian terpaksa ditukar secara individu. Ia harus diperhatikan bahawa pergerakan dalam andaian ini adalah bukan linear.

KUMPULAN	Perubahan pada andaian %	Kesan ke atas jumlah kasar liabiliti RM'000	Kesan ke atas jumlah bersih liabiliti RM'000	Kesan ke atas lebihan RM'000
Pada 31 Disember 2016				
Purata tuntutan	**+10**	**98**	**56**	**(56)**
Pada 31 Disember 2015				
Purata tuntutan	+10	114	71	(71)

Jadual perkembangan tuntutan

Jadual berikut menunjukkan anggaran tuntutan ditanggung terkumpul, termasuk tuntutan yang diberitahu dan yang berlaku tetapi tidak dilaporkan bagi setiap tahun kemalangan berturut-turut pada setiap tarikh laporan, bersama-sama dengan bayaran kumulatif sehingga kini.

Dalam menetapkan peruntukan untuk tuntutan, pertimbangan diberikan kepada kebarangkalian dan magnitud pengalaman masa depan yang lebih buruk daripada yang diandaikan dan melaksanakan tahap berhati-hati dalam menetapkan rizab apabila terdapat ketidakpastian yang besar. Secara umum, ketidaktentuan yang berkaitan dengan pengalaman tuntutan muktamad dalam tahun kemalangan adalah paling tinggi apabila tahun kemalangan adalah di peringkat awal pembangunan dan margin yang diperlukan untuk memberi keyakinan yang diperlukan dalam kecukupan peruntukan yang agak di tertinggi. Apabila tuntutan berkembang dan kos tuntutan muktamad menjadi lebih pasti, tahap relatif margin yang dikekalkan harus berkurangan.

36. PENGURUSAN RISIKO TAKAFUL (SAMBUNGAN)

(b) Kontrak takaful am (sambungan)

Jumlah liabiliti kasar kontrak takaful am untuk 2016:

KUMPULAN Tahun kemalangan	2011 dan sebelumnya RM'000	2012 RM'000	2013 RM'000	2014 RM'000	2015 RM'000	2016 RM'000	Jumlah RM'000
Pada akhir tahun kemalangan	12,256	903	3,824	7,176	573	923	
Selepas satu tahun	11,601	765	3,060	4,468	340		
Selepas dua tahun	10,527	690	3,052	4,432			
Selepas tiga tahun	9,994	686	3,041				
Selepas empat tahun	9,603	671					
Selepas lima tahun	9,588						
Anggaran semasa tuntutan terkumpul yang ditanggung (UL)	9,588	671	3,041	4,432	340	923	18,995
Pada akhir tahun kemalangan	(2,581)	(163)	(180)	(472)	(268)	(710)	
Selepas satu tahun	(4,098)	(631)	(3,036)	(4,402)	(330)		
Selepas dua tahun	(8,419)	(631)	(3,036)	(4,429)			
Selepas tiga tahun	(8,527)	(632)	(3,038)				
Selepas empat tahun	(8,527)	(670)					
Selepas lima tahun	(8,527)						
Anggaran semasa bayaran kumulatif sehingga kini	(8,527)	(670)	(3,038)	(4,429)	(330)	(710)	(17,704)
Jumlah liabiliti kasar kontrak takaful am seperti di penyata kedudukan kewangan	1,061	1	3	3	10	213	1,291

36. PENGURUSAN RISIKO TAKAFUL (SAMBUNGAN)

(b) Kontrak takaful am (sambungan)

Jumlah liabiliti bersih kontrak takaful am untuk 2016:

KUMPULAN **Tahun kemalangan**	**2011 dan sebelumnya RM'000**	**2012 RM'000**	**2013 RM'000**	**2014 RM'000**	**2015 RM'000**	**2016 RM'000**	**Jumlah RM'000**
Pada akhir tahun kemalangan	7,357	717	2,015	1,824	561	771	
Selepas satu tahun	5,939	588	223	612	340		
Selepas dua tahun	4,760	568	224	559			
Selepas tiga tahun	4,359	567	214				
Selepas empat tahun	4,346	552					
Selepas lima tahun	4,339						
Anggaran semasa tuntutan terkumpul yang ditanggung (UL)	4,339	552	214	559	340	771	6,775
Pada akhir tahun kemalangan	(1,829)	(137)	(142)	(326)	(268)	(576)	
Selepas satu tahun	(3,553)	(512)	(210)	(546)	(330)		
Selepas dua tahun	(3,734)	(512)	(210)	(556)			
Selepas tiga tahun	(3,813)	(513)	(212)				
Selepas empat tahun	(3,813)	(551)					
Selepas lima tahun	(3,813)						
Anggaran semasa bayaran kumulatif sehingga kini	(3,813)	(551)	(212)	(556)	(330)	(576)	(6,038)
Jumlah liabiliti bersih kontrak takaful am seperti di penyata kedudukan kewangan	526	1	2	3	10	195	737

36. PENGURUSAN RISIKO TAKAFUL (SAMBUNGAN)

(b) Kontrak takaful am (sambungan)

Jumlah liabiliti kasar kontrak takaful am untuk 2015:

KUMPULAN Tahun kemalangan	2010 dan sebelumnya RM'000	2011 RM'000	2012 RM'000	2013 RM'000	2014 RM'000	2015 RM'000	Jumlah RM'000
Pada akhir tahun kemalangan	10,697	1,560	903	3,824	7,176	573	
Selepas satu tahun	10,704	897	765	3,060	4,468		
Selepas dua tahun	9,716	811	690	3,052			
Selepas tiga tahun	9,189	805	686				
Selepas empat tahun	8,812	791					
Selepas lima tahun	8,797						
Anggaran semasa tuntutan terkumpul yang ditanggung (UL)	8,797	791	686	3,052	4,468	573	18,367
Pada akhir tahun kemalangan	(1,973)	(608)	(163)	(182)	(472)	(268)	
Selepas satu tahun	(3,306)	(791)	(631)	(3,036)	(4,402)		
Selepas dua tahun	(7,628)	(791)	(631)	(3,036)			
Selepas tiga tahun	(7,735)	(791)	(632)				
Selepas empat tahun	(7,735)	(791)					
Selepas lima tahun	(7,735)						
Anggaran semasa bayaran kumulatif sehingga kini	(7,735)	(791)	(632)	(3,036)	(4,402)	(268)	(16,864)
Jumlah liabiliti kasar kontrak takaful am seperti di penyata kedudukan kewangan	1,062	-	54	16	66	305	1,503

36. PENGURUSAN RISIKO TAKAFUL (SAMBUNGAN)

(b) Kontrak takaful am (sambungan)

Jumlah liabiliti bersih kontrak takaful am untuk 2015:

KUMPULAN **Tahun kemalangan**	**2010 dan sebelumnya RM'000**	**2011 RM'000**	**2012 RM'000**	**2013 RM'000**	**2014 RM'000**	**2015 RM'000**	**Jumlah RM'000**
Pada akhir tahun kemalangan	5,836	1,521	717	2,015	1,824	561	
Selepas satu tahun	5,081	858	588	223	612		
Selepas dua tahun	3,964	796	568	224			
Selepas tiga tahun	3,566	793	567				
Selepas empat tahun	3,555	791					
Selepas lima tahun	3,548						
Anggaran semasa tuntutan terkumpul yang ditanggung (UL)	3,548	791	567	224	612	561	6,303
Pada akhir tahun kemalangan	(1,222)	(608)	(137)	(142)	(1,004)	(268)	
Selepas satu tahun	(2,761)	(791)	(512)	(210)	(546)		
Selepas dua tahun	(2,943)	(791)	(512)	(210)			
Selepas tiga tahun	(3,021)	(791)	(513)				
Selepas empat tahun	(3,021)	(791)					
Selepas lima tahun	(3,021)						
Anggaran semasa bayaran kumulatif sehingga kini	(3,021)	(791)	(513)	(210)	(546)	(268)	(5,349)
Jumlah liabiliti bersih kontrak takaful am seperti di penyata kedudukan kewangan	527	-	54	14	66	293	954

NOTA KEPADA PENYATA KEWANGAN

37. PENGURUSAN MODAL

Pematuhan modal

Bank Negara Malaysia (BNM) menetapkan dan memantau keperluan modal secara keseluruhan bagi Kumpulan dan Bank.

Berkuatkuasa daripada 22 Februari 2008, Kumpulan dan Bank dikehendaki mematuhi garis panduan yang ditetapkan di dalam rangka kerja kecukupan modal berhubung dengan pematuhan modal.

(a) Keperluan modal Kumpulan dan Bank dianalisis kepada dua tahap modal seperti berikut:

(i) Modal Tahap I merangkumi rizab am, rizab modal, keuntungan tertahan, kepentingan bukan kawalan dan pelarasan pematuhan lain yang berkaitan dengan item yang termasuk di dalam ekuiti tetapi diambilkira secara berbeza untuk tujuan kecukupan modal,

(ii) Modal Tahap II merangkumi geran kerajaan, rizab pematuhan dan peruntukan rosotnilai kolektif (terhad kepada portfolio kredit seperti penilaian ke atas kerugian lepas di bawah metodologi MFRS 139).

(b) Pelbagai had diguna pakai terhadap elemen asas modal iaitu:

(i) Jika Modal Tahap I kurang atau bersamaan dengan sifar, maka modal maksima yang dibenarkan untuk Modal Tahap II bersamaan sifar.

(ii) Jika Modal Tahap I kurang atau bersamaan dengan jumlah Modal Tahap II, maka modal maksima yang dibenarkan untuk Modal Tahap II bersamaan Modal Tahap I atau, jika Modal Tahap I melebihi atau bersamaan dengan jumlah Modal Tahap II, maka modal maksima yang dibenarkan untuk Modal Tahap II bersamaan jumlah Modal Tahap II.

(iii) Jika modal maksima dibenarkan untuk Modal Tahap II melebihi atau bersamaan jumlah pelaburan dalam subsidiari dan pelaburan dalam ekuiti bagi institusi perbankan asing/domestik, maka modal teras bersamaan Modal Tahap I.

(iv) Jika modal maksima dibenarkan untuk Modal Tahap II kurang atau bersamaan jumlah pelaburan dalam subsidiari dan pelaburan dalam modal bagi institusi perbankan asing/domestik, maka modal teras bersamaan asas modal.

(v) Pelaburan terhadap nisbah modal merangkumi pelaburan dalam saham yang tidak boleh ditolak daripada asas modal dan unit amanah dan pegangan harta amanah dan pelaburan dalam aset tetap dan hartanah untuk jualan yang dipegang melebihi jangka masa tertentu terhadap asas modal.

(vi) Modal minima mutlak adalah RM300 juta dan kadar nisbah risiko wajaran modal minimum dibenarkan ialah pada tahap 8% setiap masa. Penyelenggaraan terhadap rizab modal perlu dilaksanakan apabila kadar nisbah risiko wajaran modal berada di bawah tahap 16%.

Berkuat kuasa mulai 1 November 2016, Kumpulan dan Bank mengikuti peruntukan yang ditetapkan, mengikut arahan Bank Negara Malaysia dalam JP2/DFI/BSN/CRR bertarikh 23 September 2016. Bank dikehendaki untuk menyediakan modal bagi risiko operasi bersamaan dengan Pendekatan Petunjuk Asas (BIA) sebagai penampan bagi kerugian operasi yang berpotensi.

NOTA KEPADA PENYATA KEWANGAN

37. PENGURUSAN MODAL(SAMBUNGAN)

Jadual di bawah menunjukkan Nisbah Modal Berwajaran Risiko Kumpulan dan Bank pada akhir tempoh pelaporan.

	KUMPULAN		BANK	
	2016 RM'000	2015 RM'000 (Dinyatakan semula)	2016 RM'000	2015 RM'000 (Dinyatakan semula)
Modal Tahap I				
Rizab am	**100,000**	100,000	**100,000**	100,000
Keuntungan tertahan	**1,202,121**	1,184,915	**1,102,585**	1,103,997
Rizab modal	**971,240**	942,651	**971,240**	942,651
Kepentingan bukan kawalan	**156,729**	120,932	**-**	-
	2,430,090	2,348,498	**2,173,825**	2,146,648
Tolak: Aset cukai tertunda	**(79,410)**	(76,351)	**(78,665)**	(75,469)
Jumlah Modal Tahap I	**2,350,680**	2,272,147	**2,095,160**	2,071,179
Modal Tahap II				
Geran Kerajaan	**381,023**	379,542	**381,023**	379,542
Rizab pematuhan	**131,283**	131,283	**131,283**	131,283
Rosotnilai kolektif bagi pinjaman, pendahuluan dan pembiayaan tidak rosotnilai	**205,166**	133,160	**205,166**	133,160
Jumlah Modal Tahap II	**717,472**	643,985	**717,472**	643,985
Tolak: Pelaburan dalam subsidiari (Nota 9)	**-**	-	**(53,000)**	(53,000)
Modal Asas	**3,068,152**	2,916,132	**2,759,632**	2,662,164
Nisbah modal teras	**12.74%**	12.19%	**11.58%**	11.32%
Nisbah modal teras Caj Modal Risiko Operasi	**11.33%**		**10.27%**	
Nisbah modal berwajaran risiko	**16.63%**	15.65%	**15.25%**	14.55%
Nisbah modal berwajaran risiko Caj Modal Risiko Operasi	**14.79%**		**13.53%**	

NOTA KEPADA PENYATA KEWANGAN

37. PENGURUSAN MODAL (SAMBUNGAN)

Jadual di bawah menunjukkan pecahan aset Berwajaran Risiko kasar dalam pelbagai kategori wajaran risiko:

KUMPULAN	2016		2015	
	Prinsipal RM'000	Berwajaran Risiko RM'000	Prinsipal RM'000 (Dinyatakan semula)	Berwajaran Risiko RM'000 (Dinyatakan semula)
0%	**6,755,647**	**-**	9,607,786	-
10%	**-**	**-**	-	-
20%	**578,855**	**115,771**	213,930	42,786
50%	**8,650,620**	**4,325,310**	8,199,699	4,099,850
100%	**14,011,280**	**14,011,280**	14,490,973	14,490,973
	29,996,402	**18,452,361**	32,512,388	18,633,609
BANK				
0%	**6,661,812**	**-**	9,558,931	-
10%	**-**	**-**	-	-
20%	**578,855**	**115,771**	213,930	42,786
50%	**8,650,620**	**4,325,310**	8,199,699	4,099,850
100%	**13,654,501**	**13,654,501**	14,155,172	14,155,172
	29,545,788	**18,095,582**	32,127,732	18,297,808

	KUMPULAN/BANK 2016 RM'000
Aset Berwajaran Risiko Operasi	**2,299,238**

NOTA KEPADA PENYATA KEWANGAN

38. OPERASI PERBANKAN ISLAM

PENYATA KEDUDUKAN KEWANGAN PADA 31 DISEMBER 2016

		KUMPULAN/BANK		
	NOTA	31.12.2016 RM'000	31.12.2015 RM'000 (Dinyatakan semula)	1.1.2015 RM'000 (Dinyatakan semula)
ASET				
Tunai dan dana jangka pendek	(a)	**163,158**	129,095	924,823
Sekuriti dipegang hingga matang	(b)	**-**	200,917	709,291
Sekuriti tersedia untuk jualan	(c)	**948,067**	90,852	119,998
Pendahuluan dan pembiayaan	(d)	**14,015,142**	13,468,015	12,127,977
Aset-aset lain	(f)	**400,576**	1,646,836	33,276
Hartanah, loji dan kelengkapan		**74**	142	205
Aset cukai tertunda		**1,782**	1,782	4,017
Jumlah Aset		**15,528,799**	15,537,639	13,919,587
LIABILITI DAN DANA MODAL PERBANKAN ISLAM				
Deposit daripada pelanggan	(g)	**10,319,250**	10,796,223	12,078,930
Akaun pelaburan oleh pelanggan	(g)	**2,890,259**	2,928,779	-
Deposit dan penempatan oleh bank dan institusi kewangan lain	(h)	**752,327**	233,350	15,269
Liabiliti-liabiliti lain		**230,725**	293,822	612,359
Rizab penyamaan keuntungan	(i)	**-**	7,425	16,056
Jumlah Liabiliti		**14,192,561**	14,259,599	12,722,614
DANA MODAL PERBANKAN ISLAM				
Dana perbankan Islam		**80,000**	80,000	80,000
Rizab		**1,256,238**	1,198,040	1,116,973
Jumlah Dana Modal Perbankan Islam		**1,336,238**	1,278,040	1,196,973
Jumlah Liabiliti dan Dana Modal Perbankan Islam		**15,528,799**	15,537,639	13,919,587

Nota-nota yang dilampirkan merupakan sebahagian penting dalam penyata kewangan

NOTA KEPADA PENYATA KEWANGAN

38. OPERASI PERBANKAN ISLAM (SAMBUNGAN)

PENYATA UNTUNG ATAU RUGI DAN PENDAPATAN KOMPREHENSIF LAIN BAGI TAHUN BERAKHIR 31 DISEMBER 2016

		KUMPULAN/BANK	
	NOTA	2016 RM'000 (Dinyatakan semula)	2015 RM'000 (Dinyatakan semula)
Hasil	(j)	**1,036,381**	933,357
Pendapatan diperoleh daripada pelaburan dana pendeposit	(k)	**945,856**	852,525
Elaun bagi kerugian ke atas pendahuluan dan pembiayaan bersih	(l)	**(111,932)**	(48,243)
Pendapatan diagihkan kepada penyimpan	(m)	**(395,512)**	(364,424)
Pendapatan diperoleh daripada pelaburan dana modal perbankan Islam	(n)	**90,525**	80,832
Jumlah pendapatan bersih		**528,937**	520,690
Perbelanjaan operasi lain	(o)	**(470,169)**	(438,020)
Keuntungan sebelum zakat		**58,768**	82,670
Zakat		**(3,000)**	(3,000)
Keuntungan bagi tahun semasa		**55,768**	79,670
Pendapatan komprehensif yang lain selepas ditolak zakat:			
Nilai saksama sekuriti tersedia untuk jualan		**2,430**	1,397
Jumlah pendapatan komprehensif yang lain tahun semasa		**2,430**	1,397
Jumlah pendapatan komprehensif tahun semasa		**58,198**	81,067

Pendapatan bersih daripada operasi perbankan Islam seperti yang dilaporkan dalam penyata pendapatan komprehensif Kumpulan dan Bank seperti berikut:

		KUMPULAN/BANK	
	NOTA	2016 RM'000	2015 RM'000 (Dinyatakan semula)
Pendapatan diperoleh daripada pendahuluan dan pembiayaan	(j)	**897,927**	850,463
Pendapatan daripada pelaburan dana pendeposit lain dan dana modal perbankan islam	(j)	**15,018**	28,051
Pendapatan lain	(j)	**123,436**	54,843
Pendapatan diagihkan kepada penyimpan	(m)	**(395,512)**	(364,424)
Pendapatan bersih daripada operasi perbankan Islam seperti yang dilaporkan dalam penyata pendapatan Kumpulan dan Bank		**640,869**	568,933
Yang mana:			
Pendapatan diperoleh daripada pendahuluan dan pembiayaan yang rosotnilai		**13,055**	17,949

Nota-nota yang dilampirkan merupakan sebahagian penting dalam penyata kewangan

38. OPERASI PERBANKAN ISLAM (SAMBUNGAN)

PENYATA PERUBAHAN DANA MODAL PERBANKAN ISLAM BAGI TAHUN BERAKHIR PADA 31 DISEMBER 2016

KUMPULAN/BANK		← Tidak boleh diagihkan			→ Boleh diagihkan		
	NOTA	Dana Perbankan Islam RM'000	Rizab Nilai Saksama RM'000	Rizab Pematuhan* RM'000	Rizab Penyamaan Keuntungan RM'000	Keuntungan Tertahan RM'000	Jumlah Rizab RM'000
Pada 1 Januari 2015, dilaporkan sebelum ini		80,000	(1,593)	99,522	42,849	1,021,807	1,242,585
Pelarasan tahun terdahulu	(x)	-	-	-	-	(45,612)	(45,612)
Pada 1 Januari 2015, dinyatakan semula		80,000	(1,593)	99,522	42,849	976,195	1,196,973
Jumlah pendapatan komprehensif pada tahun semasa							
Keuntungan bersih pada tahun semasa, dinyatakan semula		-	-	-	-	79,670	79,670
Pendapatan komprehensif lain pada tahun semasa		-	1,397	-	-	-	1,397
Jumlah pendapatan komprehensif dinyatakan semula		-	1,397	-	-	79,670	81,067
Pematuhan rizab penyamaan keuntungan:							
Peruntukan sepanjang tahun semasa		-	-	-	22,902	(22,902)	-
Penggunaan rizab		-	-	-	(22,902)	22,902	-
Pada 31 Disember 2015, dinyatakan semula		80,000	(196)	99,522	42,849	1,055,865	1,278,040
Pada 1 Januari 2016, dilaporkan sebelum ini		**80,000**	**(196)**	**99,522**	**42,849**	**1,101,288**	**1,323,463**
Pelarasan tahun terdahulu	(x)	**-**	**-**	**-**	**-**	**(45,423)**	**(45,423)**
Pada 1 Januari 2016, dinyatakan semula		**80,000**	**(196)**	**99,522**	**42,849**	**1,055,865**	**1,278,040**
Keuntungan bersih pada tahun semasa		**-**	**-**	**-**	**-**	**55,768**	**55,768**
Kerugian komprehensif lain pada tahun semasa		**-**	**2,430**	**-**	**-**	**-**	**2,430**
Jumlah pendapatan komprehensif pada tahun semasa		**-**	**2,430**	**-**	**-**	**55,768**	**58,198**
Pematuhan rizab penyamaan keuntungan:							
Peruntukan sepanjang tahun semasa		**-**	**-**	**-**	**1,479**	**(1,479)**	**-**
Penggunaan rizab		**-**	**-**	**-**	**(1,479)**	**1,479**	**-**
Pada 31 Disember 2016		**80,000**	**2,234**	**99,522**	**42,849**	**1,111,633**	**1,336,238**

* Rizab pematuhan diselenggarakan menurut arahan JDKP/8808/13/5/01 Bank Negara Malaysia bertarikh 4 Februari 2014 dengan menjumlahkan peruntukan rosotnilai kolektif dan rizab berkanun di mana sewajarnya ia tidak kurang daripada 1.2% daripada jumlah pendahuluan dan pembiayaan selepas ditolak peruntukan rosotnilai individu.

Nota-nota yang dilampirkan merupakan sebahagian penting dalam penyata kewangan

NOTA KEPADA PENYATA KEWANGAN

38. OPERASI PERBANKAN ISLAM (SAMBUNGAN)

PENYATA ALIRAN TUNAI BAGI TAHUN BERAKHIR 31 DISEMBER 2016

	KUMPULAN/BANK	
	2016 RM'000	2015 RM'000 (Dinyatakan semula)
ALIRAN TUNAI DARIPADA AKTIVITI OPERASI		
Keuntungan sebelum zakat	**58,768**	82,670
Pelarasan untuk:		
Pelunasan tambahan diskaun	**(1,041)**	(715)
Susut nilai hartanah, loji dan kelengkapan	**52**	71
Pelarasan hartanah, loji dan kelengkapan	**(6)**	(2)
Rosotnilai kolektif untuk pendahuluan dan pembiayaan	**106,332**	32,527
Hutang lapuk diperoleh semula	**(4,704)**	(4,065)
Peruntukan untuk hutang ragu termasuk dalam aset lain dimasukkan semula	**(53)**	(1,109)
Hutang lapuk dihapuskira	**10,304**	19,781
Keuntungan bersih daripada pelupusan sekuriti pelaburan	**(44)**	(220)
Untung operasi sebelum perubahan modal kerja	**169,608**	128,938
Perubahan dalam pendahuluan dan pembiayaan	**(659,059)**	(1,386,046)
Perubahan dalam aset-aset lain	**1,246,313**	(1,612,451)
Perubahan dalam deposit daripada pelanggan dan akaun pelaburan oleh pelanggan	**(515,493)**	1,646,072
Peningkatan dalam deposit dan penempatan institusi kewangan	**518,977**	218,081
Perubahan dalam liabiliti-liabiliti lain	**(63,763)**	(317,825)
Rizab penyamaan keuntungan	**(7,425)**	(8,631)
Aliran tunai digunakan dalam aktiviti operasi	**689,158**	(1,331,862)
Zakat dibayar	**(2,334)**	(3,712)
Tunai bersih dihasilkan daripada/(digunakan dalam) aktiviti operasi	**686,824**	(1,335,574)
ALIRAN TUNAI DARIPADA AKTIVITI PELABURAN		
Terimaan daripada pelupusan hartanah, loji dan kelengkapan	**22**	-
Pembelian hartanah, loji dan kelengkapan	**-**	(6)
Pembelian bersih pelaburan sekuriti	**(755,254)**	-
Terimaan daripada pelupusan perlaburan sekuriti	**102,471**	59,852
Tunai bersih (digunakan dalam)/dihasilkan daripada aktiviti pelaburan	**(652,761)**	539,846
PENURUNAN BERSIH TUNAI DAN KESETARAAN TUNAI	**34,063**	(795,728)
TUNAI DAN KESETARAAN TUNAI PADA AWAL TAHUN	**129,095**	924,823
TUNAI DAN KESETARAAN TUNAI PADA AKHIR TAHUN	**163,158**	129,095
TUNAI DAN KESETARAAN TERDIRI DARIPADA:		
Tunai dan dana jangka pendek (Nota 38 (a))	**163,158**	129,095

Nota-nota yang dilampirkan merupakan sebahagian penting dalam penyata kewangan

NOTA KEPADA PENYATA KEWANGAN

38. OPERASI PERBANKAN ISLAM (SAMBUNGAN)

(a) Tunai dan dana jangka pendek

	KUMPULAN/BANK	
	2016	2015
	RM'000	RM'000
Tunai dan baki dengan bank dan institusi kewangan lain	**7,458**	16,095
Tunai dalam tuntutan dan penempatan deposit yang matang dalam tempoh satu bulan	**155,700**	113,000
	163,158	129,095

(b) Sekuriti dipegang hingga matang

Pada kos terlunas:

	KUMPULAN/BANK	
	2016	2015
	RM'000	RM'000
Instrumen pasaran wang (jangka panjang):		
Terbitan Pelaburan Kerajaan Malaysia	**-**	201,789
Tolak: Pelunasan premium tolak penambahan diskaun bersih	**-**	(872)
Sekuriti pelaburan dipegang hingga matang	**-**	200,917

Struktur kematangan sekuriti dipegang hingga matang

	KUMPULAN/BANK	
	2016	2015
	RM'000	RM'000
Matang dalam tempoh satu tahun	**-**	20,811
Lebih dari satu tahun	**-**	180,106
	-	200,917

(c) Sekuriti tersedia untuk jualan

Pada nilai saksama:

	KUMPULAN/BANK	
	2016	2015
	RM'000	RM'000
Instrumen pasaran wang:		
Terbitan Pelaburan Kerajaan Malaysia	**950,900**	93,854
Tolak: Pelunasan premium tolak penambahan diskaun bersih	**(2,833)**	(3,002)
Sekuriti tersedia untuk jualan	**948,067**	90,852

Struktur kematangan sekuriti tersedia untuk jualan

	KUMPULAN/BANK	
	2016	2015
	RM'000	RM'000
Lebih dari satu tahun	**948,067**	90,852

NOTA KEPADA PENYATA KEWANGAN

38. OPERASI PERBANKAN ISLAM (SAMBUNGAN)

(d) Pendahuluan dan pembiayaan

(i) Pendahuluan dan pembiayaan mengikut jenis

	KUMPULAN/BANK		
	31.12.2016 RM'000	31.12.2015 RM'000 (Dinyatakan semula)	1.1.2015 RM'000 (Dinyatakan semula)
Pendahuluan dan pembiayaan bertempoh			
Pembiayaan perumahan	**19,400,251**	17,410,627	13,848,692
Pembiayaan persendirian	**10,464,965**	11,194,777	11,447,837
Sewa beli belum terima	**515,569**	226,262	15,852
Pembiayaan bertempoh yang lain	**2,119**	2,095	99,233
Mikro kewangan	**127,434**	111,257	50,680
Pembiayaan kakitangan	**46,068**	33,127	34,062
Kad kredit/caj	**335,473**	285,107	247,199
Tolak: Pendapatan belum diiktiraf	**(16,561,488)**	(15,586,320)	(13,439,188)
Jumlah pendahuluan dan pembiayaan kasar	**14,330,391**	13,676,932	12,304,367
Tolak: Elaun rosotnilai untuk pendahuluan dan pembiayaan			
Rosotnilai kolektif	**(315,249)**	(208,917)	(176,390)
Jumlah pendahuluan dan pembiayaan bersih	**14,015,142**	13,468,015	12,127,977

(ii) Pendahuluan dan pembiayaan mengikut jenis pelanggan

	KUMPULAN/BANK		
	31.12.2016 RM'000	31.12.2015 RM'000 (Dinyatakan semula)	1.1.2015 RM'000 (Dinyatakan semula)
Individu	**14,330,391**	13,676,932	12,304,367

(iii) Pendahuluan dan pembiayaan mengikut sensitiviti kadar keuntungan

	KUMPULAN/BANK		
	31.12.2016 RM'000	31.12.2015 RM'000 (Dinyatakan semula)	1.1.2015 RM'000 (Dinyatakan semula)
Kadar tetap			
Pembiayaan perumahan	**754,530**	818,557	888,874
Sewa beli belum terima	**20,594**	181,444	12,755
Mikro kewangan	**103,274**	87,711	31,796
Pembiayaan bertempoh yang lain	**7,738,368**	7,990,426	7,944,102
Kadar boleh ubah			
Kadar pembiayaan asas-tokok	**5,312,538**	4,597,654	3,426,840
Kos-tokok	**1,087**	1,140	-
	14,330,391	13,676,932	12,304,367

NOTA KEPADA PENYATA KEWANGAN

38. OPERASI PERBANKAN ISLAM (SAMBUNGAN)

(d) Pendahuluan dan Pembiayaan (sambungan)

(iv) Pendahuluan dan pembiayaan mengikut sektor

	KUMPULAN/BANK		
	31.12.2016 RM'000	31.12.2015 RM'000 (Dinyatakan semula)	1.1.2015 RM'000 (Dinyatakan semula)
Pembelian hartanah perumahan	**6,067,068**	5,416,211	4,315,714
Pembelian kenderaan pengangkutan	**420,594**	181,444	12,755
Pembelian barang pengguna tahan lama	**2,119**	2,095	2,067
Kredit penggunaan	**7,401,863**	7,704,364	7,685,449
Kad kredit	**335,473**	285,107	247,199
Mikro kewangan	**103,274**	87,711	41,183
	14,330,391	13,676,932	12,304,367

(v) Pendahuluan dan pembiayaan mengikut agihan geografi

	KUMPULAN/BANK		
	31.12.2016 RM'000	31.12.2015 RM'000 (Dinyatakan semula)	1.1.2015 RM'000 (Dinyatakan semula)
Kedah/Perlis	**943,488**	926,397	860,281
Pulau Pinang	**1,005,703**	961,443	854,631
Perak	**1,136,580**	1,105,577	1,004,511
Selangor	**2,346,300**	2,083,493	1,734,832
Kuala Lumpur	**2,596,116**	2,495,469	2,064,755
Melaka	**643,673**	616,169	565,541
Negeri Sembilan	**689,087**	671,651	618,787
Johor	**1,178,211**	1,101,115	998,647
Pahang	**806,633**	768,563	702,931
Kelantan	**1,089,181**	1,034,254	997,748
Terengganu	**831,641**	828,440	795,961
Sarawak	**453,018**	472,985	486,256
Sabah	**610,760**	611,376	619,486
	14,330,391	13,676,932	12,304,367

(vi) Pendahuluan dan pembiayaan mengikut kematangan kontrak residual

	KUMPULAN/BANK		
	31.12.2016 RM'000	31.12.2015 RM'000 (Dinyatakan semula)	1.1.2015 RM'000 (Dinyatakan semula)
Matang dalam tempoh satu tahun	**396,275**	58,692	40,341
Melebihi satu tahun hingga tiga tahun	**224,976**	3,551	469
Melebihi tiga tahun hingga lima tahun	**492,790**	375,816	378,190
Melebihi lima tahun	**13,216,350**	13,238,873	11,885,367
	14,330,391	13,676,932	12,304,367

38. OPERASI PERBANKAN ISLAM (SAMBUNGAN)

(d) Pendahuluan dan Pembiayaan (sambungan)

(vii) Pendahuluan dan pembiayaan mengikut kontrak

KUMPULAN/BANK Pada 31 Disember 2016 Jenis/kontrak Syariah	Bai' Bithaman Ajil RM'000	Bai' Inah RM'000	Ujrah RM'000	Murabahah RM'000	Tawarruq RM'000	Ijarah RM'000	Jumlah RM'000
Pembiayaan bertempoh							
Pembiayaan perumahan	**18,505,880**	**-**	**-**	**-**	**894,371**	**-**	**19,400,251**
Pembiayaan persendirian	**-**	**10,267,359**	**-**	**-**	**197,606**	**-**	**10,464,965**
Sewa beli belum terima	**-**	**-**	**-**	**-**	**-**	**515,569**	**515,569**
Pembiayaan bertempoh yang lain	**-**	**-**	**-**	**2,119**	**-**	**-**	**2,119**
Mikro kewangan	**-**	**-**	**-**	**30,370**	**97,064**	**-**	**127,434**
Pembiayaan kakitangan	**-**	**24,272**	**-**	**-**	**21,796**	**-**	**46,068**
Kad kredit/caj	**-**	**-**	**335,473**	**-**	**-**	**-**	**35,473**
Tolak: Pendapatan belum diiktiraf	**(12,913,724)**	**(3,204,527)**	**-**	**(2,381)**	**(345,881)**	**(94,975)**	**(16,561,488)**
Jumlah pendahuluan dan pembiayaan kasar	**5,592,156**	**7,087,104**	**335,473**	**30,108**	**864,956**	**420,594**	**14,330,391**
Tolak:							
Elaun rosotnilai untuk pendahuluan dan pembiayaan							
Rosotnilai kolektif	**(127,272)**	**(118,977)**	**(31,258)**	**(10,157)**	**(16,008)**	**(11,577)**	**(315,249)**
Jumlah pendahuluan dan pembiayaan bersih	**5,464,884**	**6,968,127**	**304,215**	**19,951**	**848,948**	**409,017**	**14,015,142**
Pada 31 Disember 2015 (Dinyatakan semula)							
Pembiayaan bertempoh							
Pembiayaan perumahan	17,410,627	-	-	-	-	-	17,410,627
Pembiayaan persendirian	-	10,983,067	-	-	211,710	-	11,194,777
Sewa beli belum terima	-	-	-	-	-	226,262	226,262
Pembiayaan bertempoh yang lain	-	-	-	2,095	-	-	2,095
Mikro kewangan	-	-	-	38,149	73,108	-	111,257
Pembiayaan kakitangan	-	33,127	-	-	-	-	33,127
Kad kredit/caj	-	-	285,107	-	-	-	285,107
Tolak: Pendapatan belum diiktiraf	(11,994,416)	(3,649,261)	-	(4,789)	106,964	(44,818)	(15,586,320)
Jumlah pendahuluan dan pembiayaan kasar	5,416,211	7,366,933	285,107	35,455	391,782	181,444	13,676,932
Tolak:							
Elaun rosotnilai untuk pendahuluan dan pembiayaan							
Rosotnilai kolektif	(89,775)	(93,649)	(9,444)	(6,271)	(7,104)	(2,674)	(208,917)
Jumlah pendahuluan dan pembiayaan bersih	5,326,436	7,273,284	275,663	29,184	384,678	178,770	13,468,015

38. OPERASI PERBANKAN ISLAM (SAMBUNGAN)

(d) Pendahuluan dan Pembiayaan (sambungan)

(vii) Pendahuluan dan pembiayaan mengikut kontrak (sambungan)

KUMPULAN/BANK Pada 1 Januari 2015 (Dinyatakan semula) Jenis/kontrak Syariah	Bai' Bithaman Ajil RM'000	Bai' Inah RM'000	Ujrah RM'000	Murabahah RM'000	Tawarruq RM'000	Ijarah RM'000	Jumlah RM'000
Pembiayaan bertempoh							
Pembiayaan perumahan	13,848,692	-	-	-	-	-	13,848,692
Pembiayaan persendirian	-	11,447,837	-	-	-	-	11,447,837
Sewa beli belum terima	-	-	-	-	-	15,852	15,852
Pembiayaan bertempoh yang lain	-	97,166	-	2,067	-	-	99,233
Mikro kewangan	-	-	-	50,680	-	-	50,680
Pembiayaan kakitangan	-	34,062	-	-	-	-	34,062
Kad kredit/caj	-	-	247,199	-	-	-	247,199
Tolak: Pendapatan belum diiktiraf	(9,532,978)	(3,893,616)	-	(9,497)	-	(3,097)	(13,439,188)
Jumlah pendahuluan dan pembiayaan kasar	4,315,714	7,685,449	247,199	43,250	-	12,755	12,304,367
Tolak:							
Elaun rosotnilai untuk pendahuluan dan pembiayaan							
Rosotnilai kolektif	(71,573)	(92,369)	(6,712)	(5,736)	-	-	(176,390)
Jumlah pendahuluan dan pembiayaan bersih	4,244,141	7,593,080	240,487	37,514	-	12,755	12,127,977

NOTA KEPADA PENYATA KEWANGAN

38. OPERASI PERBANKAN ISLAM (SAMBUNGAN)

(e) Pendahuluan dan pembiayaan rosotnilai

(i) Pergerakan dalam pendahuluan dan pembiayaan rosotnilai

	KUMPULAN/BANK	
	2016 RM'000	2015 RM'000 (Dinyatakan semula)
Pada awal tahun	**165,127**	150,607
Diklasifikasikan sebagai rosotnilai dalam tahun semasa	**112,630**	216,220
Diklasifikasikan semula sebagai tidak rosotnilai pada tahun semasa	**(30,649)**	(174,253)
Amaun dihapuskira	**(15,787)**	(27,447)
Pada akhir tahun	**231,321**	165,127
Nisbah pendahuluan dan pembiayaan rosotnilai kepada pendahuluan dan pembiayaan kasar	**1.61%**	1.21%

(ii) Pendahuluan dan pembiayaan rosotnilai mengikut sektor

	KUMPULAN/BANK	
	2016 RM'000	2015 RM'000 (Dinyatakan semula)
Pembelian hartanah perumahan	**89,432**	66,877
Pembelian kenderaan pengangkutan	**3,711**	186
Kad kredit	**17,530**	4,989
Mikro kewangan	**9,892**	5,033
Pembelian barang pengguna tahan lama	**2,123**	2,056
Kredit penggunaan	**108,633**	85,986
	231,321	165,127

(iii) Pendahuluan dan pembiayaan rosotnilai mengikut agihan geografi

	KUMPULAN/BANK	
	2016 RM'000	2015 RM'000 (Dinyatakan semula)
Kedah/Perlis	**15,664**	12,952
Pulau Pinang	**14,194**	9,784
Perak	**17,011**	12,759
Selangor	**39,158**	29,778
Kuala Lumpur	**61,098**	37,922
Melaka	**12,709**	8,624
Negeri Sembilan	**18,872**	15,992
Johor	**7,662**	5,204
Pahang	**8,992**	6,791
Kelantan	**15,882**	11,950
Terengganu	**9,739**	6,194
Sarawak	**3,739**	2,740
Sabah	**6,601**	4,437
	231,321	165,127

NOTA KEPADA PENYATA KEWANGAN

38. OPERASI PERBANKAN ISLAM (SAMBUNGAN)

(e) Pendahuluan dan pembiayaan rosotnilai (sambungan)

(iv) Pergerakan dalam peruntukan rosotnilai pendahuluan dan pembiayaan

	KUMPULAN/BANK	
	2016 RM'000	2015 RM'000 (Dinyatakan semula)
Rosotnilai kolektif:		
Pada 1 Januari		
- seperti dilaporkan sebelum ini	**208,917**	177,055
- kesan ke atas pelarasan tahun terdahulu (Nota 38 (x))	**-**	(665)
Pada 1 Januari, dinyatakan semula	**208,917**	176,390
Kerugian rosotnilai diiktiraf (Nota 38 (l))	**209,051**	74,153
Amaun pemulihan hutang yang dimasuk kira semula (Nota 38 (l))	**(102,719)**	(41,626)
Pada akhir tahun	**315,249**	208,917
Portfolio peruntukan rosotnilai sebagai % dari pendahuluan dan pembiayaan kasar	**2.20%**	1.53%
Portfolio elaun rosotnilai termasuk rizab pematuhan sebagai % dari pendahuluan dan pembiayaan kasar	**2.89%**	2.26%

(f) Aset-aset lain

	KUMPULAN/BANK	
	2016 RM'000	2015 RM'000
Pendapatan belum terima	**7,361**	3,087
Pelbagai belum terima	**393,215**	1,643,749
	400,576	1,646,836

(g) Deposit daripada pelanggan dan akaun pelaburan oleh pelanggan

Deposit daripada pelanggan

(i) Deposit daripada pelanggan mengikut jenis deposit

	KUMPULAN/BANK	
	2016 RM'000	2015 RM'000
Dana Murabahah		
Deposit tetap	**6,520,735**	7,466,940
Deposit borong		
Deposit pasaran wang	**600,000**	800,000
Lain-lain	**355,863**	-
Dana Wadiah		
Deposit simpanan	**2,838,476**	2,526,061
Lain-lain	**4,176**	3,222
	10,319,250	10,796,223

NOTA KEPADA PENYATA KEWANGAN

38. OPERASI PERBANKAN ISLAM (SAMBUNGAN)

(g) Deposit daripada pelanggan dan akaun pelaburan oleh pelanggan (sambungan)

Deposit daripada pelanggan (sambungan)

(ii) Deposit daripada pelanggan mengikut jenis pelanggan

	KUMPULAN/BANK	
	2016	2015
	RM'000	RM'000
Kerajaan dan badan berkanun	**1,400,525**	1,290,700
Perusahaan perniagaan	**4,321,490**	5,853,690
Individu	**4,323,699**	3,623,371
Lain-lain	**273,536**	28,462
	10,319,250	10,796,223

(iii) Struktur kematangan deposit tetap

	KUMPULAN/BANK	
	2016	2015
	RM'000	RM'000
Matang dalam tempoh enam bulan	**3,335,733**	5,703,250
Lebih enam bulan hingga satu tahun	**2,516,184**	1,248,623
Lebih satu tahun hingga tiga tahun	**668,818**	515,067
	6,520,735	7,466,940

Akaun pelaburan oleh pelanggan

	KUMPULAN/BANK	
	2016	2015
	RM'000	RM'000
Dana Mudharabah		
Akaun pelaburan tanpa had	**2,890,259**	2,928,779

Sijil Simpanan Premium (SSP) yang ditawarkan oleh Bank, yang distrukturkan menggunakan kontrak Mudharabah, hendaklah dikelaskan sebagai akaun pelaburan di bawah DFIA. Dalam hal ini, SSP distrukturkan menggunakan Mudharabah untuk membolehkan Bank untuk menawarkan hadiah cabutan bertuah kepada pelabur dan Kerajaan Malaysia bersetuju untuk terus menjamin Bank untuk membayar balik pelaburan prinsipal kepada pelabur.

(h) Deposit dan penempatan bank dan institusi kewangan lain

	KUMPULAN/BANK	
	2016	2015
	RM'000	RM'000
Institusi kewangan lain	**752,327**	233,350

Struktur kematangan deposit dan penempatan bank dan institusi kewangan lain

	KUMPULAN/BANK	
	2016	2015
	RM'000	RM'000
Matang dalam tempoh enam bulan	**643,537**	209,944
Lebih enam bulan hingga satu tahun	**10,558**	-
Lebih satu tahun hingga tiga tahun	**98,232**	23,406
	752,327	233,350

NOTA KEPADA PENYATA KEWANGAN

38. OPERASI PERBANKAN ISLAM (SAMBUNGAN)

(i) Rizab penyamaan keuntungan (PER)

	KUMPULAN/BANK	
	2016	2015
	RM'000	RM'000
Pada awal tahun	**7,425**	16,056
Amaun yang diagihkan kepada pendeposit	**(7,425)**	(8,631)
Pada akhir tahun	**-**	7,425

(j) Hasil

Hasil terdiri daripada semua jenis pendapatan yang diperoleh daripada aktiviti pembiayaan, perbendaharaan, pelaburan dan Perbankan Islam yang dijalankan oleh Bank.

Pendapatan daripada operasi Perbankan Islam

	KUMPULAN/BANK	
	2016	2015
	RM'000	RM'000
		(Dinyatakan semula)
Pendapatan diperoleh daripada pendahuluan dan pembiayaan	**897,927**	850,463
Pendapatan diperoleh daripada pelaburan dana pendeposit lain dan dana modal perbankan islam		
Pendapatan daripada penempatan dengan institusi kewangan	**2,844**	13,312
Lain-lain	**12,174**	14,739
Pendapatan lain	**123,436**	54,843
	1,036,381	933,357

Dalam tahun kewangan semasa, ia telah dikenal pasti bahawa terdapat pembiayaan untuk hartanah-dalam- pembinaan berdasarkan kontrak Bai 'Bithaman Ajil (BBA) tidak mematuhi prinsip-Syariah. Oleh itu, Bank telah menunda pengiktirafan pendapatan keuntungan pembiayaan yang berlaku daripada kontrak-kontrak pembiayaan BBA untuk hartanah-dalam-pembinaan dan diiktiraf semula selepas pembetulan yang berjumlah anggaran RM14 juta (2015: RM19 juta) pada 31 Disember 2016.

(k) Pendapatan diperoleh daripada pelaburan dana pendeposit

		KUMPULAN/BANK	
		2016	2015
	NOTA	RM'000	RM'000
			(Dinyatakan semula)
Pendapatan diperoleh daripada pelaburan:			
Deposit pelaburan am	(i)	**729,170**	698,046
Deposit lain	(ii)	**216,686**	154,479
		945,856	852,525

NOTA KEPADA PENYATA KEWANGAN

38. OPERASI PERBANKAN ISLAM (SAMBUNGAN)

(k) Pendapatan diperoleh daripada pelaburan dana pendeposit (sambungan)

(i) Pendapatan diperoleh daripada deposit pelaburan am

	KUMPULAN/BANK	
	2016 RM'000	2015 RM'000 (Dinyatakan semula)
Pendapatan kewangan:		
Pendapatan diperoleh daripada pendahuluan dan pembiayaan	**631,758**	636,050
Pendapatan diperoleh daripada pelaburan dana pendeposit lain		
Pendapatan daripada penempatan deposit dengan institusi kewangan	**2,001**	9,956
Lain-lain	**8,565**	11,023
Jumlah pendapatan daripada pelaburan dan pendahuluan dan pembiayaan	**642,324**	657,029
Pendapatan lain:		
Komisyen	**3,416**	5,546
Caj	**83,430**	35,471
Jumlah pendapatan	**729,170**	698,046

(ii) Pendapatan diperoleh daripada deposit pelaburan lain

	KUMPULAN/BANK	
	2016 RM'000	2015 RM'000 (Dinyatakan semula)
Pendapatan kewangan:		
Pendapatan diperoleh daripada pendahuluan dan pembiayaan	**187,738**	140,760
Pendapatan diperoleh daripada pelaburan dana pendeposit lain		
Pendapatan daripada penempatan deposit dengan institusi kewangan	**595**	2,203
Lain-lain	**2,545**	2,439
Jumlah pendapatan daripada pelaburan dan pendahuluan dan pembiayaan	**190,878**	145,402
Pendapatan lain:		
Komisyen	**1,015**	1,227
Caj	**24,793**	7,850
Jumlah pendapatan	**216,686**	154,479

(l) Peruntukan untuk kerugian ke atas pendahuluan dan pembiayaan bersih

	KUMPULAN/BANK	
	2016 RM'000	2015 RM'000 (Dinyatakan semula)
Kerugian rosotnilai pendahuluan dan pembiayaan:		
Rosotnilai kolektif bagi tempoh kewangan		
Kerugian rosotnilai diiktiraf (Nota 38 (e)(iv))	**(209,051)**	(74,153)
Amaun pemulihan hutang yang dimasukkira semula (Nota 38 (e)(iv))	**102,719**	41,626
Hutang lapuk		
Dipulihkan semula	**4,704**	4,065
Dihapus kira	**(10,304)**	(19,781)
	(111,932)	(48,243)

NOTA KEPADA PENYATA KEWANGAN

38. OPERASI PERBANKAN ISLAM (SAMBUNGAN)

(m) Pendapatan boleh diagih kepada penyimpan

	KUMPULAN/BANK	
	2016 RM'000	2015 RM'000
Deposit daripada pelanggan dan akaun pelaburan oleh pelanggan		
Dana Murabahah	**346,716**	262,991
Dana Mudharabah	**48,796**	88,555
Dana Wadiah	**-**	12,878
	395,512	364,424

(n) Pendapatan diperoleh daripada pelaburan dana modal perbankan Islam

	KUMPULAN/BANK	
	2016 RM'000	2015 RM'000 (Dinyatakan semula)
Pendapatan kewangan:		
Pendapatan diperoleh daripada pendahuluan dan pembiayaan	**78,431**	73,654
Pendapatan diperoleh daripada pelaburan dana modal perbankan islam lain		
Pendapatan daripada penempatan deposit dengan institusi kewangan	**248**	1,153
Lain-lain	**1,064**	1,276
Jumlah pendapatan daripada pelaburan dan pendahuluan dan pembiayaan	**79,743**	76,083
Pendapatan lain:		
Komisyen	**424**	642
Caj	**10,358**	4,107
Jumlah pendapatan	**90,525**	80,832

(o) Perbelanjaan operasi lain

	KUMPULAN/BANK	
	2016 RM'000	2015 RM'000
Perbelanjaan kakitangan:		
Gaji dan upah	**1,110**	1,323
Kos keselamatan sosial	**16**	15
Caruman kepada Kumpulan Wang Simpan Pekerja (EPF)	**219**	244
Perbelanjaan lain berkaitan kakitangan*	**254,529**	268,495
	255,874	270,077
Perbelanjaan pentadbiran am:		
Kos penyelenggaraan	**163,823**	113,879
Fi guaman dan profesional	**22,103**	19,922
Lain-lain	**28,369**	34,142
	214,295	167,943
	470,169	438,020

* Termasuk dalam belanja pentadbiran am ialah imbuhan Jawatankuasa Syariah berjumlah untuk RM245,000 (2015: RM238,000) seperti yang dinyatakan dalam Nota 38 (p) dan pengagihan perbelanjaan kakitangan tidak langsung berjumlah RM254.27 juta (2015: RM268.21 juta).

NOTA KEPADA PENYATA KEWANGAN

38. OPERASI PERBANKAN ISLAM (SAMBUNGAN)

(p) Imbuhan Jawatankuasa Syariah

	KUMPULAN/BANK	
	2016 RM'000	2015 RM'000
Elaun Jawatankuasa Syariah	**245**	238

Imbuhan Jawatankuasa Syariah bagi tahun kewangan dengan jenis pecahan imbuhan

Tahun berakhir 31 Disember 2016	Gaji RM'000	Bonus RM'000	Fi RM'000	Emolumen lain RM'000	Jumlah RM'000
Jawatankuasa Syariah:					
Dr. Mohd Fuad Md. Sawari	**-**	**-**	**33**	**19**	**52**
Md. Tajuddin Md. Isa	**-**	**-**	**30**	**14**	**44**
Dr. Zainuddin Ismail	**-**	**-**	**13**	**9**	**22**
Dr. Ahmad Zaki Salleh	**-**	**-**	**34**	**21**	**55**
Dr. Fauziah Mohd Noor	**-**	**-**	**30**	**16**	**46**
Dr. Mohamad Zaharuddin Zakaria	**-**	**-**	**17**	**9**	**26**
	-	**-**	**157**	**88**	**245**

Tahun berakhir 31 Disember 2015					
Jawatankuasa Syariah:					
Dr. Mohd Fuad Md. Sawari	-	-	36	20	56
Md. Tajuddin Md. Isa	-	-	30	14	44
Dr. Zainuddin Ismail	-	-	30	16	46
Dr. Ahmad Zaki Salleh	-	-	30	16	46
Dr. Fauziah Mohd Noor	-	-	30	16	46
	-	-	156	82	238

(q) Zakat

Sumbangan zakat perniagaan dibuat berdasarkan prinsip Syariah dan berasaskan MASB - Technical Release- i-1. Peruntukan untuk zakat dibuat pada kadar 2.5% menggunakan model pertumbuhan terlaras. Kumpulan dan Bank memenuhi kewajipan untuk membayar zakat perniagaannya kepada pihak berkuasa zakat. Sepanjang tahun ini, selepas kelulusan Jawatankuasa Syariah dan Zakat, Kumpulan dan Bank telah mengedarkan zakat kepada pelbagai asnaf yang layak.

(r) Jawatankuasa Syariah

Jawatankuasa Syariah ditubuhkan di bawah 'Garis Panduan Tadbir Urus Jawatankuasa Syariah bagi Institusi Kewangan Islam' yang diterbitkan oleh Bank Negara Malaysia (BNM/GPS1) untuk menasihati Lembaga Pengarah tentang perkara berkaitan dengan hukum Syarak dalam operasi perniagaannya dan untuk memberikan bantuan teknikal dalam memastikan produk dan perkhidmatan perbankan Islam yang ditawarkan oleh Kumpulan dan Bank mematuhi prinsip Syariah.

NOTA KEPADA PENYATA KEWANGAN

38. OPERASI PERBANKAN ISLAM (SAMBUNGAN)

(s) Nisbah Kecukupan Modal

Jadual dibawah menunjukkan nisbah model berwajaran Risiko Kumpulan dan Bank pada akhir tempoh pelaporan.

	KUMPULAN/BANK	
	2016 RM'000	2015 RM'000 (Dinyatakan semula)
Nisbah kecukupan modal bagi institusi pelaporan adalah seperti berikut:		
Modal Tahap I:		
Keuntungan tertahan	**1,111,633**	1,055,865
Dana perbankan Islam	**80,000**	80,000
	1,191,633	1,135,865
Tolak: Aset cukai tertunda	**(1,782)**	(1,782)
Jumlah Modal Tahap I	**1,189,851**	1,134,083
Modal Tahap II:		
Rizab pematuhan	**99,522**	99,522
Rosotnilai kolektif untuk pembiayaan tidak rosotnilai	**118,325**	74,999
Jumlah Modal Tahap II	**217,847**	174,521
Asas modal	**1,407,698**	1,308,604
Nisbah modal teras	**10.65%**	10.27%
Nisbah modal teras Caj modal risiko operasi	**9.57%**	
Nisbah modal berwajaran risiko	**12.60%**	11.85%
Nisbah modal berwajaran risiko Caj modal risiko operasi	**11.33%**	

	KUMPULAN/BANK			
	2016		2015	
	Prinsipal RM'000	Berwajaran Risiko RM'000	Prinsipal RM'000 (Dinyatakan semula)	Berwajaran Risiko RM'000 (Dinyatakan semula)
0%	**1,020,669**	**-**	307,864	-
10%	**-**	**-**	-	-
20%	**313,785**	**62,757**	113,000	22,600
50%	**5,979,073**	**2,989,537**	5,757,358	2,878,679
100%	**8,123,644**	**8,123,644**	8,140,225	8,140,225
	15,437,171	**11,175,938**	14,318,447	11,041,504

	KUMPULAN/BANK 2016 RM'000
Aset Berwajaran Risiko Operasi	**1,253,013**

38. OPERASI PERBANKAN ISLAM (SAMBUNGAN)

(t) Analisis kontrak kematangan untuk liabiliti kewangan

KUMPULAN/BANK Pada 31 Disember 2016	Sehingga 1 minggu RM'000	1 minggu hingga 1 bulan RM'000	1 hingga 3 bulan M'000	3 hingga 6 bulan RM'000	6 hingga 12 bulan RM'000	Melebihi 1 tahun RM'000	Jumlah RM'000
Liabiliti-liabiliti bukan derivatif:							
Deposit daripada pelanggan dan akaun pelaburan oleh pelanggan dan penempatan oleh bank dan institusi kewangan lain:							
Individu	**5,732,939**	**119,393**	**70,179**	**63,925**	**1,008,789**	**218,738**	**7,213,963**
Bukan individu	**381,199**	**2,084,427**	**1,076,223**	**1,057,246**	**1,702,002**	**447,104**	**6,748,201**
Liabiliti-liabiliti lain	**-**	**-**	**-**	**-**	**-**	**230,725**	**230,725**
Komitmen tidak boleh mansuh untuk melanjutkan kredit	**412,439**	**-**		**-**	**-**	**-**	**412,439**
	6,526,577	**2,203,820**	**1,146,402**	**1,121,171**	**2,710,791**	**896,567**	**14,605,328**

Pada 31 Disember 2015							
Liabiliti-liabiliti bukan derivatif:							
Deposit daripada pelanggan dan akaun pelaburan oleh pelanggan dan penempatan oleh bank dan institusi kewangan lain:							
Individu	5,498,267	197,351	215,705	198,094	392,310	50,424	6,552,151
Bukan individu	579,413	2,496,815	1,809,554	1,221,228	834,547	464,644	7,406,201
Liabiliti-liabiliti lain	-	-	-	-	-	293,822	293,822
Rizab penyamaan keuntungan (PER)	-	-	-	-	-	7,425	7,425
Komitmen tidak boleh mansuh untuk melanjutkan kredit	851,358	-	-	-	-	-	851,358
	6,929,038	2,694,166	2,025,259	1,419,322	1,226,857	816,315	15,110,957

38. OPERASI PERBANKAN ISLAM (SAMBUNGAN)

(u) Ringkasan posisi jurang kadar faedah portfolio bukan dagangan bagi Perbankan Islam seperti berikut:

KUMPULAN/BANK Pada 31 Disember 2016	Sehingga 1 minggu RM'000	1 minggu hingga 1 bulan RM'000	1 hingga 3 bulan RM'000	3 hingga 6 bulan RM'000	6 hingga 12 bulan RM'000	Melebihi 1 tahun RM'000	Jumlah RM'000	Kadar faedah berkesan %
Asas aktiviti bank - bukan dagangan:								
Pengaliran masuk								
Pendahuluan dan pembiayaan	25,875	335,473	3,548	7,644	23,733	13,934,118	14,330,391	6.49
Tunai dan baki dengan bank dan institusi kewangan lain	7,458	-	-	-	-	-	7,458	
Aset-aset lain	-	-	-	-	-	400,576	400,576	
Pengaliran keluar								
Deposit daripada pelanggan dan akaun pelaburan oleh pelanggan dan penempatan oleh bank dan institusi kewangan lain	(1,396,230)	(474,536)	(5,123,138)	(1,338,347)	(10,837,965)	5,208,380	(13,961,836)	2.42
Rizab dan liabiliti-liabiliti lain	-	-	-	-	-	(1,566,963)	(1,566,963)	
Jurang kematangan bersih	(1,362,897)	(139,063)	(5,119,590)	(1,330,703)	(10,814,232)	17,976,111	(790,374)	
Perbendaharaan dan aktiviti pasaran modal:								
Pengaliran masuk								
Penempatan jangka pendek	155,700	-	-	-	-	-	155,700	4.24
Pelaburan sekuriti hutang	-	-	-	-	-	948,067	948,067	3.94
	155,700	-	-	-	-	948,067	1,103,767	
Jumlah jurang kematangan	(1,207,197)	(139,063)	(5,119,590)	(1,330,703)	(10,814,232)	18,924,178	313,393	
Pengaliran keluar								
Komitmen tidak boleh mansuh untuk melanjutkan kredit dan liabiliti luar jangka	(82,488)	-	-	-	-	(329,951)	(412,439)	
Jumlah jurang kematangan bersih	(1,289,685)	(139,063)	(5,119,590)	(1,330,703)	(10,814,232)	18,594,227	(99,046)	

38. OPERASI PERBANKAN ISLAM (SAMBUNGAN)

(u) Ringkasan posisi jurang kadar faedah portfolio bukan dagangan bagi Perbankan Islam seperti berikut: (sambungan)

KUMPULAN/BANK Pada 31 Disember 2015 (Dinyatakan semula)	Sehingga 1 minggu RM'000	1 minggu hingga 1 bulan RM'000	1 hingga 3 bulan RM'000	3 hingga 6 bulan RM'000	6 hingga 12 bulan RM'000	Melebihi 1 tahun RM'000	Jumlah RM'000	Kadar faedah berkesan %
Asas aktiviti bank - bukan dagangan:								
Pengaliran masuk								
Pendahuluan dan pembiayaan	13,411	9,041	9,465	16,590	31,536	13,596,889	13,676,932	6.72
Tunai dan baki dengan bank dan institusi kewangan lain	16,095	-	-	-	-	-	16,095	
Aset-aset lain	-	-	-	-	-	1,646,836	1,646,836	
Pengaliran keluar								
Deposit daripada pelanggan dan akaun pelaburan oleh pelanggan dan penempatan oleh bank dan institusi kewangan lain	(6,403,769)	1,811,466	(8,250,531)	(5,852,888)	(163,505,314)	168,242,684	(13,958,352)	2.69
Rizab dan liabiliti-liabiliti lain	-	-	-	-	-	(1,579,287)	(1,579,287)	
Jurang kematangan bersih	(6,374,263)	1,820,507	(8,241,066)	(5,836,298)	(163,473,778)	181,907,122	(197,776)	
Perbendaharaan dan aktiviti pasaran modal:								
Pengaliran masuk								
Penempatan jangka pendek	113,000	-	-	-	-	-	113,000	4.21
Pelaburan sekuriti hutang	-	-	-	-	20,811	270,958	291,769	3.95
	113,000	-	-	-	20,811	270,958	404,769	
Jumlah jurang kematangan	(6,261,263)	1,820,507	(8,241,066)	(5,836,298)	(163,452,967)	182,178,080	206,993	
Pengaliran keluar								
Komitmen tidak boleh mansuh untuk melanjutkan kredit dan liabiliti luar jangka	(170,272)	-	-	-	-	(681,086)	(851,358)	
Jumlah jurang kematangan bersih	(6,431,535)	1,820,507	(8,241,066)	(5,836,298)	(163,452,967)	181,496,994	(644,365)	

NOTA KEPADA PENYATA KEWANGAN

38. OPERASI PERBANKAN ISLAM (SAMBUNGAN)

(v) Komitmen dan luar jangka

KUMPULAN/BANK	2016			2015		
	Amaun prinsipal RM'000	Amaun setara kredit* RM'000	Amaun berwajaran risiko RM'000	Amaun prinsipal RM'000	Amaun setara kredit* RM'000	Amaun berwajaran risiko RM'000
Komitmen tidak boleh dimansuhkan untuk melanjutkan kredit:						
Matang tidak melebihi satu tahun	**154**	**-**	**-**	416	-	-
Matang melebihi satu tahun	**412,285**	**206,143**	**103,071**	850,942	425,471	212,736
	412,439	**206,143**	**103,071**	851,358	425,471	212,736

* Amaun kesamaan kredit dikira menggunakan faktor ubahan kredit mengikut Garis Panduan Bank Negara Malaysia.

(w) Dana Derma/Kebajikan

	KUMPULAN/BANK	
	2016 RM'000	2015 RM'000
Dana yang tidak diagihkan pada 1 Januari	**605**	568
Sumber dana:		
Gharamah	**-**	9
Pendapatan ketidakpatuhan Syariah	**186**	30
Lain-lain	**424**	410
	610	449
Kegunaan dana:		
Sumbangan kepada organisasi bukan berasaskan keuntungan	**(309)**	(412)
	(309)	(412)
Dana yang tidak diagihkan pada 31 Disember	**906**	605

(y) Pelarasan tahun terdahulu

KUMPULAN/BANK	Seperti dinyatakan sebelum ini RM'000	Pelarasan tahun terdahulu RM'000	Seperti dinyatakan semula RM'000
Penyata Kedudukan Kewangan pada 1 Januari 2015			
Pendahuluan dan pembiayaan	12,173,589	(45,612)	12,127,977
Pendahuluan dan pembiayaan rosotnilai	177,055	(665)	176,390
Rizab	(1,162,585)	45,612	(1,116,973)
Penyata Kedudukan Kewangan pada 31 Disember 2015			
Pendahuluan dan pembiayaan	13,513,438	(45,423)	13,468,015
Pendahuluan dan pembiayaan rosotnilai	209,579	(662)	208,917
Rizab	(1,243,463)	45,423	(1,198,040)
Penyata Untung atau Rugi dan Pendapatan Komprehensif Lain bagi tahun berakhir 31 Disember 2015			
Pendapatan daripada pelaburan dana pendeposit lain	(852,350)	(175)	(852,525)
Pendapatan daripada pelaburan dana modal perbankan islam	(80,815)	(17)	(80,832)
Elaun bagi kerugian ke atas pendahuluan dan pembiayaan bersih	48,240	3	48,243
Keuntungan selepas zakat/Keuntungan bagi tahun semasa	(79,481)	(189)	(79,670)

NOTA KEPADA PENYATA KEWANGAN

39. PENYATA KEDUDUKAN KEWANGAN BAGI DANA TAKAFUL AM DAN DANA TAKAFUL KELUARGA PADA 31 DISEMBER 2016

KUMPULAN	31 Disember 2016			31 Disember 2015		
	Dana Takaful Am RM'000	Dana Takaful Keluarga RM'000	Jumlah RM'000	Dana Takaful Am RM'000	Dana Takaful Keluarga RM'000	Jumlah RM'000
ASET						
Tunai dan dana jangka pendek	**24,201**	**142,532**	**166,733**	16,559	125,966	142,525
Pelaburan	**-**	**1,955,949**	**1,955,949**	-	1,715,643	1,715,643
Aset-aset lain	**126**	**14,583**	**14,709**	3,939	13,318	17,257
Aset ditakaful semula	**562**	**14,518**	**15,080**	557	8,736	9,293
Aset cukai tertunda	**65**	**-**	**65**	125	-	125
	24,954	**2,127,582**	**2,152,536**	21,180	1,863,663	1,884,843
LIABILITI						
Liabiliti-liabiliti lain	**15,111**	**233,181**	**248,292**	12,740	215,478	228,218
Takaful dan Qard belum bayar	**1,092**	**13,175**	**14,267**	1,425	5,684	7,109
Liabiliti cukai tertunda	**-**	**3,774**	**3,774**	-	6,593	6,593
	16,203	**250,130**	**266,333**	14,165	227,755	241,920
Liabiliti/(Aset) dana pemegang polisi takaful am dan takaful keluarga	**8,751**	**1,877,452**	**1,886,203**	7,015	1,635,908	1,642,923
	24,954	**2,127,582**	**2,152,536**	21,180	1,863,663	1,884,843

Pendapatan operasi dihasilkan dari takaful am dan keluarga Kumpulan bagi tahun kewangan berjumlah kira-kira RM1,411.68 juta (2015: RM1,245.58 juta).

NOTA KEPADA PENYATA KEWANGAN

40. LIABILITI LUAR JANGKA

Para Pengarah berpendapat bahawa tiada peruntukan diperlukan berhubung dengan perkara ini, kerana ia tidak berkemungkinan berlakunya kerugian bagi manfaat ekonomi pada masa hadapan atau jumlah yang tidak boleh diukur dengan sewajarnya.

	KUMPULAN/BANK	
	2016 RM'000	2015 RM'000
Bai' Bithaman Ajil (BBA)		
Pada tahun kewangan yang lalu, aturan kontrak pembiayaan tertentu Bai 'Bithaman Ajil (BBA) telah dikenal pasti sebagai berpotensi tidak mematuhi-prinsip Syariah. Bank Negara Malaysia telah mengarahkan Bank, melalui surat bertarikh 29 April 2016, untuk mengkaji semula semua kontrak pembiayaan BBA bagi memastikan tindakan pembetulan diambil dengan cara yang tepat di dalam masa yang ditetapkan.		
Sekiranya pelaksanaan kontrak pembiayaan perumahan BBA tidak mematuhi prinsip-prinsip Syariah, pendapatan kasar bagi Kumpulan dan Bank berjumlah RM14,568,000 dan RM40,326,000 bagi tahun berakhir 31 Disember 2016 dan 31 Disember 2015, masing-masing , perlu dilaraskan semula.		
Pada tarikh laporan ini, pendapatan kasar Kumpulan dan Bank yang boleh berpotensi tidak mematuhi-prinsip Syariah telah dikurangkan kepada RM874,000.		
Para Pengarah tidak menjangkakan bahawa jumlah daripada ketidakpatuhan Syariah mempunyai kesan ketara ke atas kedudukan kewangan Kumpulan dan Bank.	**14,568**	40,326
Tawarruq and Bai'Inah		
Di dalam tahun kewangan semasa, ia telah mengenal pasti bahawa pembiayaan peribadi Bank dengan konsep Tawarruq dan Bai'Inah adalah berpotensi tidak mematuhi prinsip-prinsip Syariah. Bank sedang meneliti dan menilai kontrak-kontrak pembiayaan tersebut. Sekiranya Tawarruq dan Bai'Inah tidak mematuhi prinsip-prinsip Syariah, pendapatan kasar bagi Kumpulan dan Bank berjumlah RM19,659,000 dan RM84,589,000 bagi tahun berakhir 31 Disember 2016 dan 31 Disember 2015, masing-masing, akan perlu dilaraskan semula.		
Pada tarikh laporan ini, pendapatan kasar Kumpulan dan Bank yang boleh berpotensi tidak mematuhi-prinsip Syariah telah dikurangkan kepada RM14,208,000.		
Para Pengarah tidak menjangkakan bahawa jumlah daripada ketidakpatuhan Syariah mempunyai kesan ketara ke atas kedudukan kewangan Kumpulan dan Bank.	**19,659**	84,589

41. DIVIDEN DIBAYAR

	KUMPULAN/BANK	
	2016 RM'000	2015 RM'000
Dividen tunai	**30,000**	41,026

Dividen tunai yang dibayar oleh Bank bagi tahun kewangan berakhir 31 Disember 2015 adalah RM30 juta.

NOTA KEPADA PENYATA KEWANGAN

42. PELARASAN TAHUN TERDAHULU

Pembentangan dan klasifikasi butiran dalam penyata kewangan adalah konsisten dengan tahun kewangan sebelumnya kecuali yang disenaraikan di bawah. Penyataan semula pada 1 Januari 2015 adalah hasil daripada inisiatif yang dilaksanakan oleh Kumpulan dan Bank sepanjang tahun untuk menyelaraskan data pelaporan kewangan dengan pinjaman, pendahuluan dan data sistem pembiayaan. Pelarasan dibuat kepada 1 Januari 2015 dan 31 Disember 2015 supaya mereka setanding dengan 31 Disember 2016.

KUMPULAN	**Seperti dilaporkan sebelum ini RM'000**	**Pelarasan tahun terdahulu RM'000**	**Seperti dinyatakan semula RM'000**
Penyata Kedudukan Kewangan pada 1 Januari 2015			
Pinjaman, pendahuluan dan pembiayaan	18,316,880	(63,464)	18,253,416
Pinjaman, pendahuluan dan pembiayaan rosotnilai	458,814	(920)	457,894
Cukai boleh dituntut dan peruntukan untuk zakat	96,687	15,866	112,553
Jumlah rizab	(2,317,389)	47,598	(2,269,791)
Penyata Kedudukan Kewangan pada 31 Disember 2015			
Pinjaman, pendahuluan dan pembiayaan	20,176,970	(64,396)	20,112,574
Pinjaman, pendahuluan dan pembiayaan rosotnilai	497,100	(935)	496,165
Cukai boleh dituntut dan peruntukan untuk zakat	127,069	16,099	143,168
Jumlah rizab	(2,388,156)	48,297	(2,339,859)
Penyata Untung atau Rugi dan Pendapatan Komprehensif Lain bagi tahun berakhir 31 Disember 2015			
Pendapatan faedah	(822,278)	1,139	(821,139)
Pendapatan bersih daripada operasi perbankan islam	(568,741)	(192)	(568,933)
Elaun rosotnilai pinjaman, pendahuluan dan pembiayaan	73,217	(15)	73,202
Perbelanjaan cukai	80,741	(233)	80,508
Keuntungan bersih pada tahun semasa	(115,120)	699	(114,421)
BANK			
Penyata Kedudukan Kewangan pada 1 Januari 2015			
Pinjaman, pendahuluan dan pembiayaan	18,316,880	(63,464)	18,253,416
Pinjaman, pendahuluan dan pembiayaan rosotnilai	458,814	(920)	457,894
Cukai boleh dituntut dan peruntukan untuk zakat	96,500	15,866	112,366
Jumlah rizab	(2,233,819)	47,598	(2,186,221)
Penyata Kedudukan Kewangan pada 31 Disember 2015			
Pinjaman, pendahuluan dan pembiayaan	20,176,970	(64,396)	20,112,574
Pinjaman, pendahuluan dan pembiayaan rosotnilai	497,100	(935)	496,165
Cukai boleh dituntut dan peruntukan untuk zakat	115,015	16,099	131,114
Jumlah rizab	(2,307,238)	48,297	(2,258,941)
Penyata Untung atau Rugi dan Pendapatan Komprehensif Lain bagi tahun berakhir 31 Disember 2015			
Pendapatan faedah	(811,299)	1,139	(810,160)
Pendapatan bersih daripada operasi perbankan islam	(568,741)	(192)	(568,933)
Elaun rosotnilai pinjaman, pendahuluan dan pembiayaan	73,217	(15)	73,202
Perbelanjaan cukai	51,358	(233)	51,125
Keuntungan bersih pada tahun semasa	(110,634)	699	(109,935)

FINANCIAL STATEMENTS

232 Report of The Auditor General

236 Statement by Chairman and A Member of The Board of Directors

237 Declaration by Principal Officers Responsible for The Financial Management of Bank Simpanan Nasional

238 Directors' Report for The Financial Year Ended 31 December 2016

241 Shariah Committee's Report

242 Statements of Financial Position

243 Statements of Profit or Loss and Other Comprehensive Income

244 Consolidated Statement of Changes in Equity

246 Statement of Changes in Equity

248 Statements of Cash Flows

250 Notes To The Financial Statements

REPORT OF THE AUDITOR GENERAL ON THE FINANCIAL STATEMENTS OF BANK SIMPANAN NASIONAL FOR THE YEAR ENDED 31 DECEMBER 2016

Report on the Audit of the Financial Statements

Opinion

We have audited the Financial Statements of Bank Simpanan Nasional and of the Group, which comprise the Statements of Financial Position as at 31 December 2016, and the Statements of Profit Or Loss and Other Comprehensive Income, Consolidated Statements of Changes In Equity and Statements of Cash Flows of the Bank Simpanan Nasional and of the Group for the year then ended, and notes to the financial statements, including a summary of significant accounting policies, as set out on pages 15 to 173.

In our opinion, the accompanying financial statements give a true and fair view of the financial position of Bank Simpanan Nasional and of the Group as at 31 December 2016, and of their financial performance and their cash flows for the year then ended in accordance with the approved financial reporting standards in Malaysia and Bank Simpanan Nasional Act 1974 (Act 146).

Basis for Opinion

We conducted our audit in accordance with the Audit Act 1957 and The International Standards of Supreme Audit Institutions. Our responsibilities under those standards are further described in the Auditors' Responsibilities for the Audit of the Financial Statements section of our report. We believe that the audit evidence we have obtained is sufficient and appropriate to provide a basis for our opinion.

Independence and Other Ethical Responsibilities

We are independent of the Bank Simpanan Nasional and of the Group and we have fulfilled the other ethical responsibilities in accordance with the The International Standards of Supreme Audit Institutions.

Information Other than the Financial Statements and Auditors' Report Thereon

The Board of Directors of Bank Simpanan Nasional are responsible for the other information in the Audit Report. Our opinion on the financial statements of Bank Simpanan Nasional and of the Group does not cover the other information and we do not express any form of assurance conclusion thereon.

Responsibilities of the Directors for the Financial Statements

The Board of Directors of Bank Simpanan Nasional are responsible for the preparation of financial statements Bank Simpanan Nasional and of the Group that give a true and fair view in accordance with approved financial reporting standards in Malaysia and Bank Simpanan Nasional Act 1974 (Act 146). The Board of Directors are also responsible for such internal control as the directors determine is necessary to enable the preparation of Financial Statements of the Bank Simpanan Nasional and of the Group that are free from material misstatement, whether due to fraud or error.

In preparing the Financial Statements of Bank Simpanan Nasional and of the Group, the Board of Directors are responsible for assessing the Group's and the Bank's ability to continue as a going concern, disclosing, as applicable, matters related to going concern and using the going concern basis of accounting unless the Board of Directors either intend to liquidate the Bank Simpanan Nasional and of the Group or to cease operations, or have no realistic alternative but to do so.

Auditors' Responsibilities for the Audit of the Financial Statements

Our objectives are to obtain reasonable assurance about whether the financial statements of the Bank Simpanan Nasional and of the Group as a whole are free from material misstatement, whether due to fraud or error, and to issue an auditors' report that includes our opinion. Reasonable assurance is a high level of assurance, but is not a guarantee that an audit conducted in accordance with approved standards on auditing in Malaysia and International Standards of Supreme Audit Institutions will always detect a material misstatement when it exists. Misstatements can arise from fraud or error and are considered material if, individually or in the aggregate, they could reasonably be expected to influence the economic decisions of users taken on the basis of these financial statements.

As part of an audit in accordance with approved standards on auditing in Malaysia and International Standards of Supreme Audit Institutions, we exercise professional judgement and maintain professional skepticism throughout the audit. We also:

- Identify and assess the risks of material misstatement of the financial statements of the Bank Simpanan Nasional and of the Group, whether due to fraud or error, design and perform audit procedures responsive to those risks, and obtain audit evidence that is sufficient and appropriate to provide a basis for our opinion. The risk of not detecting a material misstatement resulting from fraud is higher than for one resulting from error, as fraud may involve collusion, forgery, intentional omissions, misrepresentations, or the override of internal control.

- Obtain an understanding of internal control relevant to the audit in order to design audit procedures that are appropriate in the circumstances, but not for the purpose of expressing an opinion on the effectiveness of the Bank Simpanan Nasional and of the Group's internal control.

- Evaluate the appropriateness of accounting policies used and the reasonableness of accounting estimates and related disclosures made by the Board of Directors.

- Conclude on the appropriateness of the Board of Directors' use of the going concern basis of accounting and, based on the audit evidence obtained, whether a material uncertainty exists related to events or conditions that may cast significant doubt on the Bank Simpanan Nasional and of the Group's ability to continue as a going concern. If we conclude that a material uncertainty exists, we are required to draw attention in our auditors' report to the related disclosures in the Financial Statements of the Bank Simpanan Nasional and of the Group or, if such disclosures are inadequate, to modify our opinion. Our conclusions are based on the audit evidence obtained up to the date of our auditors' report. However, future events or conditions may cause the Bank Simpanan Nasional and of the Group to cease to continue as a going concern.

- Evaluate the overall presentation, structure and content of the financial statements of the Bank Simpanan Nasional and of the Group, including the disclosures, and whether the financial statements of the Bank Simpanan Nasional and of the Group represent the underlying transactions and events in a manner that achieves fair presentation.

- Obtain sufficient appropriate audit evidence regarding the financial information of the entities or business activities within the Group to express an opinion on the financial statements of the Group. We are responsible for the direction, supervision and performance of the group audit. We remain solely responsible for our audit opinion.

We communicate with the Board of Directors regarding, among other matters, the planned scope and timing of the audit and significant audit findings, including any significant deficiencies in internal control that we identify during our audit.

We also provide the Board of Directors with a statement that we have complied with relevant ethical requirements regarding independence, and to communicate with them all relationships and other matters that may reasonably be thought to bear on our independence, and where applicable, related safeguards.

Report on Other Legal and Regulatory Requirements

In accordance with the requirements of the Bank Simpanan Nasional Act 1974 (Act 146) in Malaysia, we also report the following:

(a) In our opinion, the accounting and other records and the registers required by the Act to be kept by the Bank Simpanan Nasional and the subsidiaries have been properly kept in accordance with the provisions of the Act 1974.

(b) We have considered the accounts and the Auditors' Reports of all the subsidiaries of which we have not acted as auditors, which are indicated in Note 9 to the financial statements being accounts that have been included in the consolidated accounts.

(c) We are satisfied that the accounts of the subsidiaries that have been consolidated with the Bank Simpanan Nasional's financial statements are in form and content appropriate and proper for the purposes of the preparation of the Financial Statements of the Group and we have received satisfactory information and explanations required by us for those purposes.

(d) The audit reports on the accounts of the subsidiaries did not contain any qualification or any adverse comment.

Other Matters

This report is made solely for the Board and for no other purpose. I do not assume responsibility to any other person for the content of this report.

(TAN SRI DR. MADINAH BINTI MOHAMAD)
AUDITOR GENERAL
MALAYSIA

PUTRAJAYA
16 JUNE 2017

STATEMENT BY CHAIRMAN AND A MEMBER OF THE BOARD OF DIRECTORS

We, **TAN SRI ABU BAKAR BIN HAJI ABDULLAH** and **DATUK ADINAN BIN MANING** being the Chairman and a member of the Board of Directors of Bank Simpanan Nasional, do hereby state that in the opiuion of the Board of Directors, the accompanying Statements of Financial Position, Statements of Profit or Loss and Other Comprehensive Income, Statements of Changes in Equity and Statements of Cash Flows together with the notes to the Financial Statements therein, are properly drawn up so as to give a true and fair view of the state of affairs of the Bank and the Group as at 31 December 2016 and of the results of their operation and the changes of financial position for the year ended on that date.

On behalf of the Board,

TAN SRI ABU BAKAR BIN HAJI ABDULLAH
CHAIRMAN

Kuala Lumpur
Date: 24 May 2017

DATUK ADINAN BIN MANING
MEMBER OF THE BOARD

Kuala Lumpur
Date: 24 May 2017

DECLARATION BY PRINCIPAL OFFICERS RESPONSIBLE FOR THE FINANCIAL MANAGEMENT OF BANK SIMPANAN NASIONAL

We, **TAN SRI ABU BAKAR BIN HAJI ABDULLAH** and **DATUK ADINAN BIN MANING** being the Chairman of the Board of Directors and Chief Executive, respectively who are responsible for the financial management and the accounting records of Bank Simpanan Nasional, do sincerely declare that Statements of Financial Position, Statements of Profit or Loss and Other Comprehensive Income, Statements of Changes in Equity and Statements of Cash Flows together with the notes to the Financial Statements are to the best of our knowledge and belief are correct and we make this solemn declaration conscientiously believing the declaration to be true, and by virtue of the provisions of the Statutory Declarations Act, 1960.

Subscribed and solemnly declared by	)
the abovenamed:	)
TAN SRI ABU BAKAR BIN HAJI ABDULLAH	)
(I/C No.: 550216-02-5191)	)
and	
DATUK ADINAN BIN MANING	)
(I/C No.: 570710-10-5777)	)
at Kuala Lumpur in Federal Territory	)
date 24 May 2017	)

Before me,

BANK SIMPANAN NASIONAL
Incorporated under the Bank Simpanan Nasional Act 1974

DIRECTORS' REPORT
FOR THE FINANCIAL YEAR ENDED 31 DECEMBER 2016

The Directors of Bank Simpanan Nasional (Bank) have pleasure in presenting their report and the audited financial statements of the Group and of the Bank for the financial year ended 31 December 2016.

PRINCIPAL ACTIVITIES

The principal activities of the Bank are to carry out functions of a savings bank that is to accept deposits and to provide loans, advances and financing to customers which include Islamic banking operations.

The principal activities of the subsidiaries and associates as disclosed in Notes 9 and 10 to the financial statements respectively.

There have been no significant changes to these principal activities during the financial year.

FINANCIAL RESULTS

	GROUP RM'000	BANK RM'000
Profit before tax expense and zakat	181,709	109,495
Tax expense and zakat	(70,117)	(52,318)
Net profit for the year	111,592	57,177
Profit attributable to:		
Owners of the Bank	75,795	57,177
Non-controlling interests	35,797	-
Net profit for the year	111,592	57,177

The results of operations of the Group and of the Bank during the financial year have not been substantially affected by any item, transaction or event of material and unusual nature.

RESERVES, PROVISIONS AND ALLOWANCES

There were no material transfers to or from reserves, provisions or allowances during the financial year other than those disclosed in the financial statements.

DIVIDEND

Cash dividend paid by the Bank in respect of the financial year ended 31 December 2015 is RM30 million. The Directors do not recommend any other dividends for the year under review.

BANK SIMPANAN NASIONAL
Incorporated under the Bank Simpanan Nasional Act 1974

DIRECTORS' REPORT
FOR THE FINANCIAL YEAR ENDED 31 DECEMBER 2016 (Continued)

DIRECTORS OF THE BANK

The Directors who have held office since the date of the last report and at the date of this report are as follows:

Tan Sri Abu Bakar Bin Haji Abdullah
Datuk Adinan Bin Maning
Alex Foong Soo Hah
Md Tajuddin Bin Md Isa
Haji Kamari Zaman Bin Juhari
Datuk Ahmad Badri Bin Mohd Zahir
Datuk Fazlur Rahman Ebrahim (appointed on 6 February 2017)
Dato' Ghazali Bin Awang (served until 11 February 2016)
Datuk Azizan Bin Abdul Rahman (served until 29 February 2016)
Ramesh Pillai (served until 20 April 2017)

All the Directors are non-executive Directors except for Datuk Adinan Bin Maning. All the Directors are appointed by the Ministry of Finance Malaysia.

DIRECTORS' BENEFITS

Since the end of previous financial year, no Director of the Bank has received or become entitled to receive any benefit (other than a benefit included in the aggregate amount of emoluments received or due and receivable by Directors or the fixed salary of a full time employee of the Bank as disclosed in the Note 28 to the financial statements) by reason of a contract made by the Bank or a related company with the Director or with a firm of which he is a member, or with a company in which he has substantial financial interest.

During and at the end of the financial year, no arrangements subsisted to which the Bank was a party whereby the Directors of the Bank might acquire benefits by means of the acquisition of shares in, or debentures of, the Bank or any other body corporate.

OTHER STATUTORY INFORMATION

Before the statements of financial position and statements of profit or loss and other comprehensive income of the Group and of the Bank were made out, the Directors took reasonable steps:

i) to ascertain that proper action had been taken in relation to the writing off of bad debts and the making of allowance for doubtful debts and satisfied themselves that all known bad debts had been written off and that adequate allowance had been made for doubtful debts; and

ii) to ensure that any current assets which were unlikely to realise their book value in the ordinary course of business had been written down to their estimated realisable values.

BANK SIMPANAN NASIONAL
Incorporated under the Bank Simpanan Nasional Act 1974

DIRECTORS' REPORT
FOR THE FINANCIAL YEAR ENDED 31 DECEMBER 2016 (Continued)

OTHER STATUTORY INFORMATION (Continued)

At the date of this report, the Directors are not aware of any circumstances:

i) that would render the amount written off for bad debts or the amount of allowance for doubtful debts in the financial statements of the Group and of the Bank inadequate to any substantial extent; or

ii) that would render the values attributed to the current assets in the financial statements of the Group and of the Bank misleading; or

iii) not otherwise dealt with in this report or the financial statements that would render any amount stated in the financial statements of the Group and of the Bank misleading; or

iv) which have arisen which render adherence to the existing method of valuation of assets or liabilities of the Group and of the Bank misleading or inappropriate.

At the date of this report, there does not exist:

i) any charge on the assets of the Group or of the Bank that has arisen since the end of the financial year which secures the liabilities of any other person; or

ii) any contingent liability in respect of the Group or of the Bank that has arisen since the end of the financial year.

No contingent liability or other liability of the Group and of the Bank has become enforceable, or is likely to become enforceable within the period of twelve months after the end of the financial year which, will or may substantially affect the ability of the Group and of the Bank to meet their obligations as and when they fall due.

In the opinion of the Directors, except for those disclosed in the financial statements, the financial performance of the Group and of the Bank for the financial year ended 31 December 2016 have not been substantially affected by any item, transaction or event of a material and unusual nature nor has any such item, transaction or event occurred in the interval between the end of that financial year and the date of this report.

Signed on behalf of the Board of Directors in accordance with a resolution of the Directors:

TAN SRI ABU BAKAR BIN HAJI ABDULLAH
CHAIRMAN

DATUK ADINAN BIN MANING
DIRECTOR

Kuala Lumpur
Date: 24 May 2017

SHARIAH COMMITTEE'S REPORT

In the name of Allah, the Most Beneficient, the Most Merciful

In carrying out the roles and the responsibilities of the Bank's Shariah Committee as prescribed in the Shariah Governance Framework for Islamic Financial Institutions issued by Bank Negara Malaysia and incompliance with our letter of appointment, we hereby submit our report for the financial year ended 31 December 2016.

We have reviewed the principles and contracts relating to the transactions and applications of Shariah compliant products introduced by Bank Simpanan Nasional during the period ended 31 December 2016. We have also conducted our review to form an opinion as to whether the Bank Simpanan Nasional has complied with Shariah principles and rulings issued by the Shariah Advisory Council of Bank Negara Malaysia as well as Shariah decisions made by us.

Bank Simpanan Nasional's management is responsible for ensuring that the Bank conducts its business in relation to all its Shariah compliant products in accordance with Shariah principles. It is our responsibility to form an independent opinion, based on our review of the operations of the Shariah compliant products of Bank Simpanan Nasional, and to report to you.

We formed our opinion based on the information presented to the Committee which included examining, on a test basis of each type of transaction, the relevant documentation and procedures adopted by Bank Simpanan Nasional has not violated the Shariah rules and principles.

During the financial year, there was Shariah non-compliant incidences detected from the ongoing reviews of the Banks's operational processes. Necessary actions were taken accordingly to rectify the Shariah non-compliant event as approved by the Shariah Committee and Board of Directors.

In reliance to the above, except for the Shariah non-compliant events mentioned above, we are of the opinion that:

1. the contracts, transactions and dealings entered into by Bank Simpanan Nasional during the year ended 31 December 2016 that we have reviewed are in compliance with the Shariah rules and principles; and
2. the allocation of profit and charging of losses relating to investment accounts conform to the basis that had been approved by us in accordance with the Shariah rules and principles; and
3. all earnings that have been realised from sources or by means prohibited by the Shariah rules and principles have been considered for disposal to charitable causes; and
4. the calculation of zakat is in compliance with the Shariah rules and principles.

We, the members of the Shariah Committee of Bank Simpanan Nasional, do hereby confirm that, in our level best, the operations of the Shariah compliant products of Bank Simpanan Nasional for the year ended 31 December 2016 have been conducted in conformity with the Shariah rules and principles.

On behalf of Shariah Committee.

DR. AHMAD ZAKI SALLEH
Chairman of the Shariah Committee

DR. MOHD FUAD MD SAWARI
Member of the Shariah Committee

Kuala Lumpur, Malaysia
26 May 2017

STATEMENTS OF FINANCIAL POSITION

AS AT 31 DECEMBER 2016

	NOTE	GROUP 31.12.2016 RM'000	GROUP 31.12.2015 RM'000 (Restated)	GROUP 1.1.2015 RM'000 (Restated)	BANK 31.12.2016 RM'000	BANK 31.12.2015 RM'000 (Restated)	BANK 1.1.2015 RM'000 (Restated)
ASSETS							
Cash and short-term funds	3	**823,012**	885,752	2,007,062	**732,206**	828,781	1,949,277
Deposits and placements with banks and other financial institutions	4	**100,000**	-	-	**100,000**	-	-
Investment securities	5	**6,528,544**	9,358,580	10,696,115	**6,365,260**	9,192,737	10,479,096
Loans, advances and financing	6	**21,093,111**	20,112,574	18,253,416	**21,093,111**	20,112,574	18,253,416
Other assets	8	**403,730**	385,505	267,816	**237,072**	248,567	241,966
Investment in subsidiaries	9	**-**	-	-	**53,000**	53,000	53,000
Investment in associates	10	**234,523**	230,096	230,409	**189,058**	187,808	187,808
Property, plant and equipment	11	**655,388**	563,617	502,849	**633,533**	549,702	483,787
Investment properties	12	**7,570**	19,185	20,203	**7,570**	19,185	20,203
Prepaid lease payments	13	**78,665**	79,407	80,491	**77,788**	78,508	79,570
Intangible assets	14	**15,738**	14,106	-	**-**	-	-
Tax recoverable	21	**131,922**	143,168	112,553	**123,858**	131,114	112,366
Deferred tax assets	22	**93,833**	95,879	97,746	**93,088**	94,997	84,353
General takaful and family takaful fund assets	39	**2,152,536**	1,884,843	1,434,172	**-**	-	-
Total assets		**32,318,572**	33,772,712	33,702,832	**29,705,544**	31,496,973	31,944,842
LIABILITIES AND EQUITY							
Deposits from customers	15	**21,771,748**	23,915,082	26,850,567	**21,774,777**	23,918,063	26,853,455
Investment accounts of customers	15	**2,890,259**	2,928,779	-	**2,890,259**	2,928,779	-
Deposits and placements of banks and other financial institutions	16	**1,233,491**	741,810	1,459,402	**1,233,491**	741,810	1,459,402
Deferred income	17	**381,023**	379,542	391,214	**381,023**	379,542	391,214
Retirement benefit obligations	18	**427,569**	406,822	376,511	**427,569**	406,822	376,511
Borrowings and financing from institutions	19	**51,362**	31,238	20,079	**51,362**	31,238	20,079
Other liabilities	20	**847,675**	1,020,109	782,894	**640,419**	828,082	653,552
Provision for zakat	21	**4,362**	3,696	4,408	**4,362**	3,696	4,408
General takaful and family takaful fund liabilities	39	**266,333**	241,920	107,123	**-**	-	-
General takaful and family takaful policy holders' fund	39	**1,886,203**	1,642,923	1,327,049	**-**	-	-
Total liabilities		**29,760,025**	31,311,921	31,319,247	**27,403,262**	29,238,032	29,758,621
EQUITY							
Total reserves		**2,401,818**	2,339,859	2,269,791	**2,302,282**	2,258,941	2,186,221
Accumulated non-controlling interests	9	**156,729**	120,932	113,794	**-**	-	-
Total equity		**2,558,547**	2,460,791	2,383,585	**2,302,282**	2,258,941	2,186,221
Total liabilities and equity		**32,318,572**	33,772,712	33,702,832	**29,705,544**	31,496,973	31,944,842
COMMITMENTS AND CONTIGENCIES	34	**722,753**	1,460,366	1,522,609	**694,924**	1,419,021	1,491,393

The accompanying notes form an integral part of the financial statements

STATEMENTS OF PROFIT OR LOSS AND OTHER COMPREHENSIVE INCOME

FOR THE YEAR ENDED 31 DECEMBER 2016

		GROUP		BANK	
	NOTE	2016 RM'000	2015 RM'000 (Restated)	2016 RM'000	2015 RM'000 (Restated)
Revenue	23	**2,618,982**	2,458,955	**1,944,744**	1,886,325
Interest income	24	**792,250**	821,139	**784,299**	810,160
Interest expense	25	**(271,983)**	(387,885)	**(273,030)**	(388,325)
Net interest income		**520,267**	433,254	**511,269**	421,835
Fees and commissions income	26	**721,882**	651,075	**110,320**	123,015
Net income from Islamic banking operations	38	**640,869**	568,933	**640,869**	568,933
Other operating income	27	**68,469**	53,384	**13,744**	19,793
Total net income		**1,951,487**	1,706,646	**1,276,202**	1,133,576
Personnel expenses	28	**(597,644)**	(595,184)	**(502,462)**	(505,705)
Other overheads	29	**(930,527)**	(838,318)	**(419,461)**	(390,609)
Operating profit before impairment allowance		**423,316**	273,144	**354,279**	237,262
Impairment allowance for loans, advances and financing	30	**(196,002)**	(73,202)	**(196,002)**	(73,202)
Impairment allowance for other assets	31	**(48,782)**	-	**(48,782)**	-
Operating profit after impairment allowance		**178,532**	199,942	**109,495**	164,060
Share of profit/(loss) after tax of associates		**3,177**	(313)	**-**	-
Profit before tax and zakat		**181,709**	199,629	**109,495**	164,060
Zakat		**(5,401)**	(4,700)	**(3,000)**	(3,000)
Tax expense	32	**(64,716)**	(80,508)	**(49,318)**	(51,125)
Net profit for the year		**111,592**	114,421	**57,177**	109,935
Other comprehensive income net of tax:					
Items that may be reclassified subsequently to profit or loss:					
Securities available-for-sale fair value		**16,164**	3,811	**16,164**	3,811
Total other comprehensive income for the year		**16,164**	3,811	**16,164**	3,811
Total comprehensive income for the year		**127,756**	118,232	**73,341**	113,746
Profit attributable to:					
Owners of the Bank		**75,795**	107,283	**57,177**	109,935
Non-controlling interests		**35,797**	7,138	**-**	-
Net profit for the year		**111,592**	114,421	**57,177**	109,935
Total comprehensive income attributable to:					
Owners of the Bank		**91,959**	111,094	**73,341**	113,746
Non-controlling interests		**35,797**	7,138	**-**	-
Total comprehensive income for the year		**127,756**	118,232	**73,341**	113,746

The accompanying notes form an integral part of the financial statements

CONSOLIDATED STATEMENT OF CHANGES IN EQUITY

FOR THE YEAR ENDED 31 DECEMBER 2016

GROUP

		Attributable to the owners of the Bank								
		Non-distributable					*Distributable*			
	NOTE	General Reserve RM'000	Capital Reserve* RM'000	Fair Value Reserve RM'000	Regulatory Reserve** RM'000	Profit Equalisation Reserve RM'000	Retained Earnings RM'000	Total Reserves RM'000	Non-Controlling Interests RM'000	Total Equity RM'000
At 1 January 2015, previously reported		100,000	887,334	(65,650)	131,283	42,849	1,221,573	2,317,389	113,794	2,431,183
Prior year adjustments	42	-	-	-	-	-	(47,598)	(47,598)	-	(47,598)
At 1 January 2015, restated		100,000	887,334	(65,650)	131,283	42,849	1,173,975	2,269,791	113,794	2,383,585
Total comprehensive income for the year										
Net profit for the year, restated		-	-	-	-	-	107,283	107,283	7,138	114,421
Other comprehensive income for the year		-	-	3,811	-	-	-	3,811	-	3,811
Total comprehensive income restated		-	-	3,811	-	-	107,283	111,094	7,138	118,232
Dividend paid	41	-	-	-	-	-	(41,026)	(41,026)	-	(41,026)
Compliance of profit equalisation reserve:										
Provision during the year		-	-	-	-	22,902	(22,902)	-	-	-
Utilisation of reserve		-	-	-	-	(22,902)	22,902	-	-	-
Transfer to capital reserve		-	55,317	-	-	-	(55,317)	-	-	-
At 31 December 2015, restated		100,000	942,651	(61,839)	131,283	42,849	1,184,915	2,339,859	120,932	2,460,791

The accompanying notes form an integral part of the financial statements

CONSOLIDATED STATEMENT OF CHANGES IN EQUITY

FOR THE YEAR ENDED 31 DECEMBER 2016

GROUP

		Attributable to the owners of the Bank								
		Non-distributable					*Distributable*			
	NOTE	General Reserve RM'000	Capital Reserve* RM'000	Fair Value Reserve RM'000	Regulatory Reserve** RM'000	Profit Equalisation Reserve RM'000	Retained Earnings RM'000	Total Reserves RM'000	Non-Controlling Interests RM'000	Total Equity RM'000
At 1 January 2016, previously reported		100,000	942,651	(61,839)	131,283	42,849	1,233,212	2,388,156	120,932	2,509,088
Prior year adjustments	42	-	-	-	-	-	(48,297)	(48,297)	-	(48,297)
At 1 January 2016, restated		100,000	942,651	(61,839)	131,283	42,849	1,184,915	2,339,859	120,932	2,460,791
Net profit for the year		-	-	-	-	-	75,795	75,795	35,797	111,592
Other comprehensive income for the year		-	-	16,164	-	-	-	16,164	-	16,164
Total comprehensive income for the year		-	-	16,164	-	-	75,795	91,959	35,797	127,756
Dividend paid	41	-	-	-	-	-	(30,000)	(30,000)	-	(30,000)
Compliance of profit equalisation reserve:										
Provision during the year		-	-	-	-	1,479	(1,479)	-	-	-
Utilisation of reserve		-	-	-	-	(1,479)	1,479	-	-	-
Transfer to capital reserve		-	28,589	-	-	-	(28,589)	-	-	-
At 31 December 2016		**100,000**	**971,240**	**(45,675)**	**131,283**	**42,849**	**1,202,121**	**2,401,818**	**156,729**	**2,558,547**

* Capital reserve is maintained in accordance with the needs of Section 39 of the Development Financial Institutions Act 2002, by transferring 50% of profit after tax and zakat. The minimum requirement to establish the said reserve is disclosed in Note 37(b)(vi).

** For the financial year 2013, regulatory reserve is maintained to strengthen buffers against potential credit losses, in accordance with Bank Negara Malaysia's instruction JDKP/8808/13/5/01 dated 4 February 2014. The Bank maintained, in aggregate the collective impairment provision and regulatory reserve at minimum 1.2% of total outstanding loans, advances and financing, net of individual impairment provision.

The accompanying notes form an integral part of the financial statements

STATEMENT OF CHANGES IN EQUITY

FOR THE YEAR ENDED 31 DECEMBER 2016

BANK

		Attributable to the owners of the Bank						
		Non-distributable					*Distributable*	
	NOTE	General Reserve RM'000	Capital Reserve* RM'000	Fair Value Reserve RM'000	Regulatory Reserve** RM'000	Profit Equalisation Reserve RM'000	Retained Earnings RM'000	Total Reserves RM'000
At 1 January 2015, previously reported		100,000	887,334	(65,650)	131,283	42,849	1,138,003	2,233,819
Prior year adjustments	42	-	-	-	-	-	(47,598)	(47,598)
At 1 January 2015, restated		100,000	887,334	(65,650)	131,283	42,849	1,090,405	2,186,221
Total comprehensive income for the year								
Net profit for the year, restated		-	-	-	-	-	109,935	109,935
Other comprehensive income for the year		-	-	3,811	-	-	-	3,811
Total comprehensive income restated		-	-	3,811	-	-	109,935	113,746
Dividend paid	41	-	-	-	-	-	(41,026)	(41,026)
Compliance of profit equalisation reserve:								
Provision during the year		-	-	-	-	22,902	(22,902)	-
Utilisation of reserve		-	-	-	-	(22,902)	22,902	-
Transfer to capital reserve		-	55,317	-	-	-	(55,317)	-
At 31 December 2015, restated		100,000	942,651	(61,839)	131,283	42,849	1,103,997	2,258,941

STATEMENT OF CHANGES IN EQUITY

FOR THE YEAR ENDED 31 DECEMBER 2016

BANK

		Attributable to the owners of the Bank						
		Non-distributable					*Distributable*	
	NOTE	General Reserve RM'000	Capital Reserve* RM'000	Fair Value Reserve RM'000	Regulatory Reserve** RM'000	Profit Equalisation Reserve RM'000	Retained Earnings RM'000	Total Reserves RM'000
At 1 January 2016, previously reported		100,000	942,651	(61,839)	131,283	42,849	1,152,294	2,307,238
Prior year adjustments	42	-	-	-	-	-	(48,297)	(48,297)
At 1 January 2016, restated		100,000	942,651	(61,839)	131,283	42,849	1,103,997	2,258,941
Net profit for the year, restated		-	-	-	-	-	57,177	57,177
Other comprehensive income for the year		-	-	16,164	-	-	-	16,164
Total comprehensive income for the year		-	-	16,164	-	-	57,177	73,341
Dividend paid	41	-	-	-	-	-	(30,000)	(30,000)
Compliance of profit equalisation reserve:								
Provision during the year		-	-	-	-	1,479	(1,479)	-
Utilisation of reserve		-	-	-	-	(1,479)	1,479	-
Transfer to capital reserve		-	28,589	-	-	-	(28,589)	-
At 31 December 2016		**100,000**	**971,240**	**(45,675)**	**131,283**	**42,849**	**1,102,585**	**2,302,282**

* Capital reserve is maintained in accordance with the needs of Section 39 of the Development Financial Institutions Act 2002, by transferring 50% of profit after tax and zakat. The minimum requirement to establish the said reserve is disclosed in Note 37(b)(vi).

** For the financial year 2013, regulatory reserve is maintained to strengthen buffers against potential credit losses, in accordance with Bank Negara Malaysia's instruction JDKP/8808/13/5/01 dated 4 February 2014. The Bank maintained, in aggregate the collective impairment provision and regulatory reserve at minimum 1.2% of total outstanding loans, advances and financing, net of individual impairment provision.

The accompanying notes form an integral part of the financial statements

STATEMENTS OF CASH FLOWS

FOR THE YEAR ENDED 31 DECEMBER 2016

	GROUP		BANK	
	2016 RM'000	2015 RM'000 (Restated)	2016 RM'000	2015 RM'000 (Restated)
CASH FLOWS FROM OPERATING ACTIVITIES				
Profit before tax and zakat	**181,709**	199,629	**109,495**	164,060
Adjustments for:				
Net amortisation of premiums/(Accretion of discounts)	**95,222**	(31,247)	**95,222**	(31,247)
Depreciation of property, plant and equipment	**96,176**	80,115	**92,998**	77,340
Depreciation of investment properties	**295**	717	**295**	717
Amortisation of prepaid lease payments	**1,091**	1,084	**1,069**	1,062
Amortisation of intangible assets	**6,056**	2,873	**-**	-
Property, plant and equipment written off	**1,239**	6,799	**1,239**	6,799
Investment properties written off	**-**	301	**-**	301
Adjustments of property, plant and equipment	**796**	371	**797**	371
(Gain)/Loss on disposal of property, plant and equipment	**(223)**	25	**52**	27
Impairment loss on property, plant and equipment	**-**	929	**-**	929
Collective impairment losses for loans, advances and financing	**184,209**	38,271	**184,209**	38,271
Impairment losses on investment securities	**48,782**	-	**48,782**	-
Bad debts recovered	**(11,234)**	(12,962)	**(11,234)**	(12,962)
Allowance for doubtful debts included in other assets written back	**(53)**	(1,109)	**(53)**	(1,109)
Bad debts written off	**23,027**	47,893	**23,027**	47,893
Share of (profit)/loss after tax of associates	**(3,177)**	313	**-**	-
Net (gain)/loss on investment securities	**(25,881)**	5,011	**(19,456)**	6,645
Post-retirement medical benefits	**9,675**	9,529	**9,675**	9,529
Retirement/gratuity benefits	**25,000**	25,748	**25,000**	25,748
Other long-term employee benefits	**790**	1,781	**790**	1,781
Dividend income	**(9,664)**	(9,318)	**(9,183)**	(9,300)
Amortisation of government grant	**(18,519)**	(11,672)	**(18,519)**	(11,672)
Operating profit before working capital changes	**605,316**	355,081	**534,205**	315,183
Changes in deposits and placements of banks and other financial institutions	**(100,000)**	-	**(100,000)**	-
Changes in loans, advances and financing	**(1,176,539)**	(1,932,360)	**(1,176,539)**	(1,932,360)
Changes in other assets	**(18,172)**	(116,580)	**11,548**	(5,492)
Changes in deposits from customers and investment accounts of customers	**(2,181,854)**	(6,706)	**(2,181,806)**	(6,613)
Changes in deposits and placements of financial institutions	**491,681**	(717,592)	**491,681**	(717,592)
Changes in other liabilities	**(172,434)**	2 37,215	**(187,663)**	174,530
Cash flows used in operations	**(2,552,002)**	(2,180,942)	**(2,608,574)**	(2,172,344)
Tax paid	**(56,529)**	(111,612)	**(45,258)**	(82,873)
Zakat paid	**(4,735)**	(5,412)	**(2,334)**	(3,712)
Post-retirement medical benefits paid	**(1,332)**	(1,086)	**(1,332)**	(1,086)
Retirement/Gratuity benefits paid	**(12,787)**	(5,113)	**(12,787)**	(5,113)
Other long-term employee benefits paid	**(599)**	(548)	**(599)**	(548)
Net cash used in operating activities	**(2,627,984)**	(2,304,713)	**(2,670,884)**	(2,265,676)

STATEMENTS OF CASH FLOWS
FOR THE YEAR ENDED 31 DECEMBER 2016

	GROUP		BANK	
	2016 RM'000	2015 RM'000 (Restated)	2016 RM'000	2015 RM'000 (Restated)
CASH FLOWS FROM INVESTING ACTIVITIES				
Investment in associates	**(1,250)**	-	**(1,250)**	-
Proceeds from disposal of property, plant and equipment	**2,034**	72	**1,757**	69
Purchase of property, plant and equipment	**(188,456)**	(165,065)	**(169,703)**	(151,450)
Purchase of intangible assets	**(54)**	(993)	**-**	-
Net purchase of investment securities	**(577,892)**	(572,231)	**-**	(75,682)
Dividend received	**9,664**	9,318	**9,183**	9,300
Proceeds from disposal of investment securities	**3,311,074**	1,942,169	**2,724,198**	1,392,810
Net cash generated from investing activities	**2,555,120**	1,213,270	**2,564,185**	1,175,047
CASH FLOWS FROM FINANCING ACTIVITIES				
Proceeds from borrowings and financing from institutions	**33,083**	20,056	**33,083**	20,056
Repayment of borrowings and financing from institutions	**(12,959)**	(8,897)	**(12,959)**	(8,897)
Grant received from Government	**20,000**	-	**20,000**	-
Dividends paid to Government	**(30,000)**	(41,026)	**(30,000)**	(41,026)
Net cash generated from/(used in) financing activities	**10,124**	(29,867)	**10,124**	(29,867)
NET DECREASE IN CASH AND CASH EQUIVALENTS	**(62,740)**	(1,121,310)	**(96,575)**	(1,120,496)
CASH AND CASH EQUIVALENTS AT BEGINNING OF THE YEAR	**885,752**	2,007,062	**828,781**	1,949,277
CASH AND CASH EQUIVALENTS AT END OF THE YEAR	**823,012**	885,752	**732,206**	828,781
CASH AND CASH EQUIVALENTS REPRESENT:				
Cash and short-term funds (Note 3)	**823,012**	885,752	**732,206**	828,781

The accompanying notes form an integral part of the financial statements

NOTES TO THE FINANCIAL STATEMENTS

PRINCIPAL ACTIVITIES AND GENERAL INFORMATION

Bank Simpanan Nasional is incorporated under the Bank Simpanan Nasional Act 1974 and domiciled in Malaysia. The registered office of the Bank is located at:

Wisma BSN,
117, Jalan Ampang,
50450 Kuala Lumpur.

The consolidated financial statements as at and for the year ended 31 December 2016 comprises the Bank and its subsidiaries (together referred to as the Group and individually referred to as Group entities) and the Group's interest in associates. The financial statements of the Bank as at and for the financial year ended 31 December 2016 do not include other entities.

The principal activities of the Bank are to carry out the functions of a savings bank that is to accept deposits and to provide loans, advances and financing to customers which include Islamic banking operations.

The principal activities of the subsidiaries and associates are disclosed in Notes 9 and 10 to the financial statements respectively.

There have been no significant changes to these principal activities during the financial year.

These financial statements were approved and authorised for issue by the Board of Directors on 24 May 2017.

1. BASIS OF PREPARATION OF THE FINANCIAL STATEMENTS

(a) Statement of compliance

The financial statements of the Group and of the Bank have been prepared in accordance with Malaysian Financial Reporting Standards (MFRS) issued by the Malaysian Accounting Standards Board (MASB), International Financial Reporting Standard (IFRS), Guidelines issued by Bank Negara Malaysia, Treasury Circulars, Bank Simpanan Nasional Act 1974, Development Financial Institutions Act 2002 (DFIA), Takaful Guidelines/ Circulars issued by Bank Negara Malaysia, Islamic Financial Services Act 2013 (IFSA) and Shariah requirements, where applicable.

The following MFRSs, Amendments to MFRSs and IC Interpretations that have been issued but are not yet effective to the Group and the Bank:

Effective for annual periods commencing on or after 1 January 2017:

- Amendments to MFRSs contained in the document entitled "Annual Improvements to MFRS Standards 2014 – 2016 Cycle"
  - Amendments to MFRS 12 Disclosure of Interests in Other Entities
- Disclosure Initiative (Amendments to MFRS 107)
- Recognition of Deferred Tax Assets for Unrealised Losses (Amendments to MFRS 112)

Effective for annual periods commencing on or after 1 January 2018:

- MFRS 15 Revenue from Contracts with Customers
- Clarifications to MFRS 15 Revenue from Contracts with Customers
- MFRS 9 Financial Instruments (2014)
- Amendments to MFRSs contained in the document entitled "Annual Improvements to MFRS Standards 2014 – 2016 Cycle"
  - Amendments to MFRS 1 First-time Adoption of Malaysian Financial Reporting Standards
  - Amendments to MFRS 128 Investments in Associates and Joint Ventures
- Transfers of Investment Property (Amendments to MFRS 140)
- IC Interpretation 22 Foreign Currency Transactions and Advance Consideration
- Applying MFRS 9 Financial Instruments with MFRS 4 Insurance Contracts (Amendments to MFRS 4)
- Classification and Measurement of Share-based Payment Transactions (Amendments to MFRS 2)

NOTES TO THE FINANCIAL STATEMENTS

1. BASIS OF PREPARATION OF THE FINANCIAL STATEMENTS (CONTINUED)

(a) Statement of compliance (continued)

Effective for annual periods commencing on or after 1 January 2019:

- MFRS 16 Leases

Effective for a date yet to be confirmed:

- Amendments to MFRS 10 *Consolidated Financial Statements* and MFRS 128 *Investments in Associates and Joint Ventures – Sale or Contribution of Assets between an Investor and its Associate or Joint Venture*

A brief description of the new MFRSs, Amendments to MFRSs and IC Interpretations above that have been issued is set out below:

(i) Amendments to MFRSs contained in the document entitled "Annual Improvements to MFRS Standards 2014 – 2016 Cycle". The annual improvements consist of the following amendments:

(a) Amendments to MFRS 12 Disclosure of Interests in Other Entities

The amendments clarify that an entity is not required to disclose summarised financial information for a subsidiary, joint venture or associate when it is classified as held-for-sale in accordance with MFRS 5.

(b) Amendments to MFRS 1 First-time Adoption of Malaysian Financial Reporting Standards

The amendments remove certain provisions from the Standard that have served their intended purposes and are no longer required.

(c) Amendments to MFRS 128 Investments in Associates and Joint Ventures

The amendments clarify that when an investment in an associate or a joint venture is held by an entity which is a venture capital organisation, or a mutual fund, unit trust or similar entities, the entity may elect to measure that investment at fair value on an investment by investment basis in accordance with the Standard.

The adoption of Annual Improvements to MFRS Standards 2014 – 2016 Cycle is not expected to have any financial impact on the financial statements of the Group and of the Bank.

(ii) Disclosure Initiative (Amendments to MFRS 107)

The amendments to MFRS 107 requires an entity to provide disclosure on changes in liabilities arising from financing activities, including changes from cash flows and non-cash changes. The adoption of these amendments did not have any financial impact on the Group and the Bank as it only affect disclosures.

(iii) Recognition of Deferred Tax Assets for Unrealised Losses (Amendments to MFRS 112)

The amendments to MFRS 112 clarify the accounting treatment of deferred tax assets for unrealised losses on fixed-rate debt instruments measured at fair value. The adoption of these amendments did not have any financial impact on the Group and the Bank as the Group and the Bank already applied the principles under these amendments.

(iv) MFRS 15 Revenue from Contracts with Customers

MFRS 15 establishes principles that an entity shall apply to report useful information about the nature, amount, timing and uncertainty of revenue and cash flows arising from a contract with customers. The core principle of MFRS 15 is that an entity recognises revenue in a manner which reflects the consideration an entity expects to be entitled in exchange for goods or services.

The adoption of MFRS 15 is not expected to have any material impact on the financial statements of the Group and of the Bank.

NOTES TO THE FINANCIAL STATEMENTS

1. BASIS OF PREPARATION OF THE FINANCIAL STATEMENTS (CONTINUED)

(a) Statement of compliance (continued)

A brief description of the new MFRSs, Amendments to MFRSs and IC Interpretation above that have been issued is set out below (continued):

(v) MFRS 9 Financial Instruments (2014)

This final version of MFRS 9 replaces all previous versions of MFRS 9. Retrospective application is required, but comparative information is not compulsory.

The standard introduces new requirements for classification and measurement of financial assets and liabilities, impairment of financial assets and hedge accounting.

Classification and measurement

The approach for classification of financial assets is driven by cash flow characteristics and the business model in which an asset is held with two measurement categories – amortised cost and fair value. All equity instruments are measured at fair value. A debt instrument is measured at amortised cost only if the entity is holding it to collect contractual cash flows and the cash flows represent principal and interest. For financial liabilities, the standard retains most of the MFRS 139 requirements. These include amortised cost accounting for most financial liabilities, with bifurcation of embedded derivatives. The main change is that, in cases where the fair value option is taken for financial liabilities, the fair value change due to an entity's own credit risk is recorded in other comprehensive income rather than profit or loss, unless this creates an accounting mismatch.

Impairment

The impairment requirements apply to financial assets measured at amortised cost and fair value through other comprehensive income, lease receivables and certain loan commitments as well as financial guarantee contracts. At initial recognition, allowance for impairment is required for expected credit losses (ECL) resulting from default events that are possible within the next 12 months (12 month ECL). In the event of a significant increase in credit risk, allowance for impairment is required for ECL resulting from all possible default events over the expected life of the financial instrument. The assessment of whether credit risk has increased significantly since initial recognition is performed for each reporting period by considering the probability of default occurring over the remaining life of the financial instrument. The assessment of credit risk, as well as the estimation of ECL, are required to be unbiased, probability-weighted and should incorporate all available information which is relevant to the assessment, including information about past events, current conditions and reasonable and supportable forecasts of future events and economic conditions at the reporting date. In addition, the estimation of ECL should also take into account the time value of money.

Hedge accounting

Under MFRS 9, the general hedge accounting requirements have been simplified for hedge effectiveness testing and permit hedge accounting to be applied to a greater variety of hedging instruments and risks. The standard does not explicitly address macro hedge accounting, which is being considered in a separate project.

MFRS 9 introduces significant changes in the way the Group and the Bank account for financial instruments, particularly on the accounting policy on allowance for loans, advances and financing.

The adoption of the requirements on classification and measurement will have an effect on the classification and measurement of the financial assets of the Group and of the Bank, but is not expected to have any impact on the classification and measurement of the financial liabilities of the Group and of the Bank.

The recognition and measurement of impairment under MFRS 9 is intended to be more forward-looking than under MFRS 139 and will result in an increase in the allowances for loans, advances and financing as more financial assets (MFRS 9 includes loan commitments and financial guarantee contracts) will be assessed for impairment and allowances for impairment will be made for at least 12 month ECL.

MFRS 9 allows entities to continue with the hedge accounting under MFRS 139 even when other elements of MFRS 9 become effective on 1 January 2018. The Group and the Bank will continue to apply hedge accounting under MFRS 139 until more clarity is obtained on the requirements of macro hedge accounting.

The preparation for MFRS 9 by the Group and the Bank had started in 2015 with the setting up of a MFRS 9 Project Team headed by the Chief Financial Officer of the Bank, and with assistance from consultants on the implementation of MFRS 9. During the financial year ended 31 December 2016, the Group and the Bank have completed the gap assessment and started on the development of MFRS 9 compliant impairment models for all impacted credit exposures.

NOTES TO THE FINANCIAL STATEMENTS

1. BASIS OF PREPARATION OF THE FINANCIAL STATEMENTS (CONTINUED)

(a) Statement of compliance (continued)

A brief description of the new MFRSs, Amendments to MFRSs and IC Interpretation above that have been issued is set out below (continued):

(vi) Transfers of Investment Property (Amendments to MFRS 140)

The amendments clarify the existing provisions in the Standard on transfer to, or from the investment property category. The adoption of these amendments is not expected to have any material financial impact on the financial statements of the Group and of the Bank.

(vii) IC Interpretation 22 Foreign Currency Transactions and Advance Consideration

The IC Interpretation addresses the issue on which exchange rate is to be used in reporting foreign currency transactions that involve advance consideration paid or received. The adoption of the IC Interpretation is not expected to have any material financial impact on the financial statements of the Group and of the Bank.

(viii) Applying MFRS 9 Financial Instruments with MFRS 4 Insurance Contracts (Amendments to MFRS 4)

The amendments address the issues arising from the transitional challenges of applying the temporary exemption from MFRS 9 for an insurer in view that the upcoming new insurance contracts standard MFRS 17 is expected to be issued soon. The expiration date of the temporary exemption from MFRS 9 coincides with the tentative effective date of MFRS 17, as decided by International Accounting Standards Board in November 2016. In addition, to reduce the impact of temporary volatility in reported results of an entity dealing with insurance contracts, the amendments introduce two additional voluntary options, namely an overlay approach and a deferral approach. The financial effects arising from the adoption of this standard are still being assessed by the Group.

(ix) Classification and Measurement of Share-based Payment Transactions (Amendments to MFRS 2)

The amendments provide guidance on how to account for the following situations:

- The effects of vesting and non-vesting conditions on the measurement of a cash-settled share-based payments;
- The classification of a share-based payment transaction with net settlement features for withholding tax obligations; and
- A modification to the terms and conditions of a share-based payment transaction that changes the classification of the transaction from cash-settled to equity-settled.

As the Group and the Bank currently do not have any share-based payment transactions, the adoption of these amendments did not have any financial impact on the Group and the Bank.

(x) MFRS 16 Leases

MFRS 16 introduces a single accounting model for a lessee and eliminates the distinction between finance lease and operating lease. Lessee is now required to recognise assets and liabilities for all leases with a term of more than 12 months, unless the underlying asset is of low value. Upon adoption of MFRS 16, the Group and the Bank are required to account for a major part of their operating leases in the balance sheet by recognising the 'right-of-use' assets and the lease liability, thus increasing the assets and liabilities of the Group and of the Bank.

The financial effects arising from the adoption of this standard are still being assessed by the Group.

(xi) Amendments to MFRS 10 and MFRS 128 Sale or Contribution of Assets between an Investor and its Associate or Joint Venture

The amendments to MFRS 10 and MFRS 128 address a conflict between the requirements of MFRS 128 *Investments in Associates and Joint Ventures* and MFRS 10 *Consolidated Financial Statements* and clarify that in a transaction involving an associate or joint venture, the extent of gain or loss recognition depends on whether the assets sold or contributed constitute a business. According to the amendment, a full gain or loss should be recognised on the loss of control of a business, whether the business is housed in a subsidiary or not. At the same time, the gain or loss resulting from the sale or contribution of a subsidiary that does not constitute a business as defined in MFRS 3 Business Combinations to an associate or joint venture should only be recognised to the extent of unrelated investors' interests in the associate or joint venture.

The Directors do not anticipate that the application of these amendments to MFRS 10 and MFRS 128 will have a significant impact on the Group's consolidated financial statements.

NOTES TO THE FINANCIAL STATEMENTS

1. BASIS OF PREPARATION OF THE FINANCIAL STATEMENTS (CONTINUED)

(b) Basis of measurement

The financial statements of the Group and of the Bank have been prepared on the historical cost basis other than as disclosed in Note 2. Historical cost is generally based on the fair value of the consideration given in exchange for assets. Fair value is the price that would be received to sell an asset or paid to transfer a liability in an orderly transaction between market participants at the measurement date, regardless of whether that price is directly observable or estimated using another valuation technique. In estimating the fair value of an asset or a liability, the Group takes into account the characteristics of the asset or liability if market participants would take those characteristics into account when pricing the asset or liability at the measurement date. Fair value for measurement and/or disclosure purposes in these consolidated financial statements is determined on such a basis, except for share-based payment transactions that are within the scope of MFRS 2, leasing transactions that are within the scope of MFRS 117 and measurements that have some similarities to fair value but are not fair value, such as net realisable value in MFRS 102 or value-in-use in MFRS 136.

In addition, for financial reporting purposes, fair value measurements are categorised into Level 1, 2 or 3 based on the degree to which the inputs to the fair value measurements are observable and the significance of the inputs to the fair value measurement in its entirety, which are described as follows:

- Level 1 inputs are quoted prices (unadjusted) in active markets for identical assets or liabilities that the Group can access at the measurement date;
- Level 2 inputs are inputs, other than quoted prices included within Level 1, that are observable for the asset or liability, either directly or indirectly; and
- Level 3 inputs are unobservable inputs for the asset or liability.

The Group recognises transfers between levels of the fair value hierarchy as of the date of event or change in circumstances that caused the transfers.

(c) Functional and presentation currency

These financial statements are presented in Ringgit Malaysia (RM), which is the Group's and the Bank's functional currency and have been rounded to the nearest thousand, unless otherwise stated.

(d) Use of estimates and judgements

In the preparation of the financial statements, management is required to make judgements, estimates and assumptions that affect the application of accounting policies and the reported amounts of assets, liabilities, income and expenses. Actual results may differ from these estimates. Estimates and underlying assumptions are reviewed on an ongoing basis. Revisions to accounting estimates are recognised in the financial statements in the period in which the estimate is revised and in any future periods affected.

Significant areas of estimation, uncertainty and critical judgements used in applying accounting policies that have significant effect in determining the amounts recognised in the financial statements include the following:

(i) Impairment losses on loans, advances and financing

The Group and the Bank review their loans, advances and financing portfolio to determine whether impairment losses should be recognised in profit or loss.

Loans, advances and financing are considered as impaired when there is objective evidence of impairment as a result of loss event that has affected future estimated cash flows of the loans, advances and financing subsequent to their initial recognition.

NOTES TO THE FINANCIAL STATEMENTS

1. BASIS OF PREPARATION OF THE FINANCIAL STATEMENTS (CONTINUED)

(d) Use of estimates and judgements (continued)

(i) Impairment losses on loans, advances and financing (continued)

Collective impairment

Collective impairment is applicable to a group of loans, advances and financing with similar credit risk characteristics, and which is not classified under individual impairment.

Collective allowance takes into account probability of financing turning into default (or probability of default) and estimated loss on default (or loss given default) of any particular financing.

Probability of default is the resultant of cumulative trend of default for a specific period, whereas loss given default is measured by considering value of collateral to the financing and estimated recovery period from the collateral.

Probability of default is reflective of business sectors for the financing and is refined to the extent of gravity in terms of default shown by the financing. Derivation of the rate for probability of default takes into account risk aspect of the business sector.

(ii) Impairment of financial assets available-for-sale

At the end of each reporting period, management will assess if there is objective evidence of impairment as a result of one or more events that occurred after the initial recognition of the investment.

Impairment for debt securities

A debt security is impaired if there is an indication that a loss event has occurred since the initial recognition. This normally has a negative impact on the estimated future cash flows in relation to the repayment of the securities.

Impairment for equity securities

For equity investment, impairment is not identified based on analysis of projected cash flows similar to debt instrument above. It arises due to establishment of the following events:

a. significant decline in fair value of the securities below original cost (20%); or

b. prolonged decline in fair value of the securities below original cost (9 months)

The above is considered objective evidence for provision of impairment on the equity securities.

(iii) Impairment of financial assets held-to-maturity

The Group and the Bank assess at the end of each reporting period whether objective evidence of impairment of financial investments held-to-maturity exists as a result of one or more loss events and that loss event has an impact on the estimated future cash flows of the financial investment or group of financial investments that can be reliably estimated.

When there is objective evidence of impairment, an impairment loss is recognised as the difference between the acquisition cost and the present value of the estimated future cash flows, less any impairment loss previously recognised.

If held-to-maturity investments have a variable profit rate, the discount rate for measuring any impairment loss is the current effective profit rate determined under the contract. As a practical expedient, the Group and the Bank may measure impairment on the basis of an instrument's fair value using an observable market price.

(iv) Deferred tax assets

Deferred tax assets are recognised for unutilised tax losses, unabsorbed capital allowance and other deductible temporary differences to the extent that it is probable that sufficient future taxable profits will be available against which the unutilised tax losses, unabsorbed capital allowance and other deductible temporary differences can be utilised. Significant management judgement is required to determine the amount of deferred tax assets that can be recognised, based upon likely timing and level of future taxable profits together with future tax planning strategies.

NOTES TO THE FINANCIAL STATEMENTS

1. BASIS OF PREPARATION OF THE FINANCIAL STATEMENTS (CONTINUED)

(d) Use of estimates and judgements (continued)

(v) Retirement benefit obligations

The present value of defined benefit plan obligations depends on a number of factors which are determined using a number of assumptions.

The assumptions used in determining the net cost for retirement benefits include the discount rate. Any changes in assumptions will impact the carrying amount of the defined benefit plan obligations.

The Group and the Bank determine the appropriate discount rate at the end of each reporting period. It is used to determine the present value of estimated future cash outflows expected to be required to settle the defined benefit plan obligations. In determining the appropriate discount rate, the Group and the Bank consider the interest rate of high-quality corporate bonds denominated in the currency which the benefit will be paid and that have terms to maturity approximating the terms of related defined benefit plan obligations.

Key assumptions used in estimating the future obligations of the Group and the Bank arising from the post-retirement medical benefits, retirement/gratuity benefits and other long-term employee benefits are disclosed in Note 18.

(vi) Provision for wakalah fee/Financing for Individual Special Account (ISA) and Protection Unit Account (PUA)

Provision for wakalah fee

A provision is made to record certain future expected losses, if any, to the Takaful Operator arising from servicing of individual policy contracts with participants.

a. Single contribution products

Provision is estimated based on actuarial present value of future maintenance expense.

b. Other products

Provision is estimated based on discounted future net cash flows to the Takaful Operator using an actuarial method consistent with that used for non-unit reserving in a conventional life insurer called sterling reserves methodology.

The assumptions used are consistent with that used in the valuation of Tabarru' fund and the Takaful Operator expense assumptions are based on the Group's experience study.

Financing for ISA and PUA

The Group provided financing to participants to settle outstanding Tabarru' charges to the family takaful fund for amounts which are in shortfall in each participant's ISA and PUA fund. Allowance for impairment loss is made to these financing by using an estimated lapse ratio of the certificates involved. Subsequent to the financing, allowance for impairment loss will be reversed up to the original amount provided for certificates of participants which were topped-up above their shortfall whilst impairment loss is written off for those certificates/benefits which are lapsed.

(vii) Takaful

Takaful receivables are recognised when due and measured on initial recognition at the fair value of the consideration received or receivable. Subsequent to initial recognition, takaful receivables are measured at amortised cost, using the effective profit method.

If there is objective evidence that the takaful receivable is impaired, the Group reduces the carrying amount of the takaful receivables accordingly and recognises that impairment loss in profit or loss. The Group gathers the objective evidence that a takaful receivable is impaired using the same process adopted for financial assets carried at amortised cost. The impairment loss is calculated under the same method used for these financial assets. The processes are described in Note 2(i)(v). Takaful receivables are derecognised when the derecognition criteria for financial assets have been met.

NOTES TO THE FINANCIAL STATEMENTS

1. BASIS OF PREPARATION OF THE FINANCIAL STATEMENTS (CONTINUED)

(d) Use of estimates and judgements (continued)

(viii) General takaful fund - Provision for outstanding claims

Incurred but not reported provision is based on the estimated ultimate cost of all claims incurred but not settled at the end of the reporting period, whether reported or not, together with related claims handling costs and reduction for the expected value of salvage and other recoveries. Delays can be experienced in the notification and settlement of certain types of claims, therefore, the ultimate cost of these claims cannot be known with certainty at the end of the reporting period. The liability is calculated at the end of the reporting period using a range of standard actuarial claim projection techniques based on empirical data and current assumptions that may include a margin for adverse deviation. The liability is not discounted for the time value of money. No provision for equalisation or catastrophe reserves is recognised. The liabilities are derecognised when the contract expires, is discharged or is cancelled.

As with all projections, there are elements of uncertainty and thus the projected future claims experience may be different from its actual claims experience due to the level of uncertainty involved in projecting future claims experience based on past claims experience. These uncertainties arise from changes in underlying risks, changes in spread of risks, timing and amounts of claims settlement as well as uncertainties in the projection model and underlying assumptions.

(ix) Family takaful fund - Provision for outstanding claims

For group family business, provision is made for the cost of claims, together with related expenses and incurred but not reported for accident and health cover at the end of the reporting period. The ultimate cost of outstanding claims is estimated by using a range of standard actuarial claims projection techniques, such as Chain Ladder, Bornheutter-Ferguson and Ultimate Loss Ratio methods by a qualified actuary of the Group. As with all projections, there are elements of uncertainty and thus the projected future claims experience may be different from its actual claims experience due to the level of uncertainty involved in projecting future claims experience based on past claims experience.

These uncertainties arise from changes in underlying risks, changes in spread of risks, timing and amounts of claims settlement as well as uncertainties in the projection model and underlying assumptions.

(x) Family takaful fund - Actuarial reserves

The actuarial liability for investment-linked products and non-investment-linked products is calculated using the discounted cash flow method to ensure that any future negative cash flow resulting from insufficiency of Tabarru' charges to meet expected benefit outgo are eliminated.

Family takaful liabilities are recognised when contracts are entered into and contributions are charged.

These liabilities are measured by using a prospective actuarial valuation method. The liability is determined as the sum of the present value of future benefits less the present value of future gross considerations arising from the certificate discounted at the appropriate risk discount rate. The liability is based on best estimate assumptions and with due regard to significant recent experience. An appropriate allowance for provision of risk margin for adverse deviation from expected experience is made in the valuation of liabilities.

In the case of a family certificate where a part of, or the whole of the contributions are accumulated in a fund, the accumulated amount, as declared to the participants, are set as the liabilities. Zerorisation is applied at certificate level and no certificate is treated as an asset under the valuation method adopted.

Adjustments to the liabilities at end of each reporting period are recorded in profit or loss. Profits originated from margins of adverse deviations on run-off contracts, are recognised in profit or loss over the life of the contract, whereas losses are fully recognised in profit or loss during the first year of run-off.

The liability is derecognised when the contract expires, is discharged or is cancelled. At the end of each reporting period, an assessment is made of whether the recognised family takaful liabilities are adequate by using an existing liability adequacy test.

Any inadequacy is recorded in profit or loss by establishing technical reserves for the loss. In subsequent periods, the liability for a block of business that has failed the adequacy test is based on the assumptions that are established at the time of the loss recognition. Losses resulting from liability adequacy testing can be reversed in future years if the impairment no longer exists.

As with all projections, there are elements of uncertainty and thus the projected liabilities may be different from its actual liabilities due to the significant level of uncertainty involved in the discount rate used as well as mortality and morbidity assumptions.

NOTES TO THE FINANCIAL STATEMENTS

2. SIGNIFICANT ACCOUNTING POLICIES

The accounting policies set out below have been applied consistently to all periods presented in these financial statements, and have been applied consistently by the Group and the Bank, unless otherwise stated.

(a) Basis of consolidation

(i) Subsidiaries and basis of consolidation

The consolidated financial statements incorporate the financial statements of the Bank and entities controlled by the Bank and its subsidiaries. Control is achieved when the Bank:

- has power over the investee;
- is exposed, or has rights, to variable returns from its involvement with the investee; and
- has the ability to use its power to affect its returns.

The Bank reassesses whether or not it controls an investee if facts and circumstances indicate that there are changes to one or more of the three elements of control listed above.

When the Bank has less than a majority of the voting rights of an investee, it has power over the investee when the voting rights are sufficient to give it the practical ability to direct the relevant activities of the investee unilaterally. The Bank considers all relevant facts and circumstances in assessing whether or not the Bank's voting rights in an investee are sufficient to give it power, including:

- the size of the Bank's holding of voting rights relative to the size and dispersion of holdings of the other vote holders;
- potential voting rights held by the Bank, other vote holders or other parties;
- rights arising from other contractual arrangements; and
- any additional facts and circumstances that indicate that the Bank has, or does not have, the current ability to direct the relevant activities at the time that decisions need to be made, including voting patterns at previous shareholders' meetings.

Consolidation of a subsidiary begins when the Bank obtains control over the subsidiary and ceases when the Bank loses control of the subsidiary. Specifically, income and expenses of a subsidiary acquired or disposed of during the year are included in profit or loss from the date the Bank gains control until the date when the Bank ceases to control the subsidiary.

Profit or loss and each component of other comprehensive income are attributed to the owners of the Bank and to the non-controlling interests. Total comprehensive income of subsidiaries is attributed to the owners of the Bank and to the non-controlling interests even if this results in the non-controlling interests having a deficit balance.

When necessary, adjustments are made to the financial statements of subsidiaries to bring their accounting policies into line with the Group's accounting policies.

All intra-group assets and liabilities, equity, income, expenses and cash flows relating to transactions between members of the Group are eliminated in full on consolidation.

NOTES TO THE FINANCIAL STATEMENTS

2. SIGNIFICANT ACCOUNTING POLICIES (CONTINUED)

(a) Basis of consolidation (continued)

(i) Subsidiaries and basis of consolidation (continued)

Changes in the Group's ownership interests in subsidiaries

Changes in the Group's ownership interests in subsidiaries that do not result in the Group losing control are accounted for as equity transactions. The carrying amounts of the Group's interests and the non-controlling interests are adjusted to reflect the changes in their relative interests in the subsidiaries. Any difference between the amount by which the non-controlling interests are adjusted and the fair value of the consideration paid or received is recognised directly in equity and attributed to owners of the Bank.

When the Group loses control of a subsidiary, a gain or loss is recognised in profit or loss and is calculated as the difference between:

a. the aggregate of the fair value of the consideration received and the fair value of any retained interest; and

b. the previous carrying amount of the assets (including goodwill), liabilities of the subsidiary and any non-controlling interests.

All amounts previously recognised in other comprehensive income in relation to that subsidiary are accounted for as if the Group had directly disposed of the relevant assets or liabilities of the subsidiary (i.e. reclassified to profit or loss or transferred to another category of equity as specified/permitted by applicable MFRSs). The fair value of any investment retained in the former subsidiary at the date when control is lost is regarded as the fair value on initial recognition for subsequent accounting under MFRS 139 *Financial Instruments: Recognition and Measurement* or, when applicable, the cost on initial recognition of an investment in an associate.

Business combination

Acquisitions of subsidiaries and businesses are accounted for using the acquisition method. The consideration transferred in a business combination is measured at fair value which is calculated as the sum of the acquisition-date fair values of assets transferred by the Group, liabilities incurred by the Group to the former owners of the acquiree and equity instruments issued by the Group in exchange for control of the acquiree. Acquisition-related costs are recognised in profit or loss as incurred.

At acquisition date, the identifiable assets acquired and liabilities assumed are recognised at their fair value, except for:

- deferred tax assets or liabilities and assets or liabilities related to employee benefit arrangements are recognised and measured in accordance with MFRS 112 *Income Taxes* and MFRS 119 *Employee Benefits* respectively;
- liabilities or equity instruments related to the share-based payment arrangements of the acquiree or share-based payment arrangements of the Group entered into to replace share-based payment arrangements of the acquiree are measured in accordance with MFRS 2 *Share-based Payment* at the acquisition date; and
- assets (or disposal groups) that are classified as held-for-sale in accordance with MFRS 5 *Non-current Assets Held for Sale* and *Discontinued Operations* are measured in accordance with that Standard.

Goodwill is measured as the excess of the sum of the consideration transferred, the amount of any non-controlling interests in the acquiree, and the fair value of the acquirer's previously held equity interest in the acquiree (if any) over the net of the acquisition-date amounts of the identifiable assets acquired and the liabilities assumed. If, after reassessment, the net of the acquisition-date amounts of the identifiable assets acquired and liabilities assumed exceeds the sum of the consideration transferred, the amount of any non-controlling interests in the acquiree and the fair value of the acquirer's previously held equity interest in the acquiree (if any), the excess is recognised immediately in profit or loss as a bargain purchase gain.

Non-controlling interests that are present ownership interests and entitle their holders to a proportionate share of the entity's net assets in the event of liquidation may be initially measured either at fair value or at the non-controlling interests' proportionate share of the recognised amounts of the acquiree's identifiable net assets. The choice of measurement basis is made on a transaction-by-transaction basis. Other types of non-controlling interests are measured at fair value or, when applicable, on the basis specified in another MFRS.

NOTES TO THE FINANCIAL STATEMENTS

2. SIGNIFICANT ACCOUNTING POLICIES (CONTINUED)

(a) Basis of consolidation (continued)

(i) Subsidiaries and basis of consolidation (continued)

Business combination (continued)

Where the consideration transferred by the Group in a business combination includes assets or liabilities resulting from a contingent consideration arrangement, the contingent consideration is measured at its acquisition-date fair value. Changes in the fair value of the contingent consideration that qualify as measurement period adjustments are adjusted retrospectively, with corresponding adjustments against goodwill. Measurement period adjustments are adjustments that arise from additional information obtained during the "measurement period" (which cannot exceed one year from the acquisition date) about facts and circumstances that existed at the acquisition date.

The subsequent accounting for changes in the fair value of contingent consideration that do not qualify as measurement period adjustments depends on how the contingent consideration is classified. Contingent consideration that is classified as equity is not remeasured at subsequent reporting dates and its subsequent settlement is accounted for within equity. Contingent consideration that is classified as an asset or liability is remeasured at subsequent reporting dates in accordance with MFRS 139 *Financial Instruments: Recognition and Measurement* or MFRS 137 *Provisions, Contingent Liabilities and Contingent Assets,* as appropriate, with the corresponding gain or loss being recognised in profit or loss.

Where a business combination is achieved in stages, the Group's previously held equity interests in the acquiree are remeasured to fair value at the acquisition date (i.e. the date when the Group attains control) and the resulting gain or loss, if any, is recognised in profit or loss. Amounts arising from interests in the acquiree prior to the acquisition date that have previously been recognised in other comprehensive income are reclassified to profit or loss, where such treatment would be appropriate if that interest were disposed of.

If the initial accounting for a business combination is incomplete by the end of the reporting period in which the combination occurs, the Group reports provisional amounts for the items for which the accounting is incomplete. Those provisional amounts are adjusted during the measurement period (see above), or additional assets or liabilities are recognised, to reflect new information obtained about facts and circumstances that existed as of the acquisition date that, if known, would have affected the amounts recognised at that date.

Subsidiaries

Investment in subsidiaries which are eliminated on consolidation, are stated at cost less impairment losses, if any, in the Bank's separate financial statements unless the investment is classified as held-for-sale or distribution. The cost of investment includes transaction costs.

(ii) Investments in associates

An associate is an entity over which the Group has significant influence. Significant influence is the power to participate in the financial and operating policy decisions of the investee but is not control or joint control over those policies.

The results and assets and liabilities of associates are incorporated in these consolidated financial statements using the equity method of accounting, except when the investment, or a portion thereof, is classified as held for sale, in which case it is accounted for in accordance with MFRS 5. Under the equity method, an investment in an associate is initially recognised in the consolidated statement of financial position at cost and adjusted thereafter to recognise the Group's share of the profit or loss and other comprehensive income of the associate. When the Group's share of losses of an associate exceeds the Group's interest in that associate (which includes any long-term interests that, in substance, form part of the Group's net investment in the associate), the Group discontinues recognising its share of further losses. Additional losses are recognised only to the extent that the Group has incurred legal or constructive obligations or made payments on behalf of the associate.

An investment in an associate is accounted for using the equity method from the date on which the investee becomes an associate. On acquisition of the investment in an associate, any excess of the cost of the investment over the Group's share of the net fair value of the identifiable assets and liabilities of the investee is recognised as goodwill, which is included within the carrying amount of the investment. Any excess of the Group's share of the net fair value of the identifiable assets and liabilities over the cost of the investment, after reassessment, is recognised immediately in profit or loss in the period in which the investment is acquired.

The requirements of MFRS 139 are applied to determine whether it is necessary to recognise any impairment loss with respect to the Group's investment in an associate. When necessary, the entire carrying amount of the investment (including goodwill) is tested for impairment in accordance with MFRS 136 *Impairment of Assets* as a single asset by comparing its recoverable amount (higher of value in use and fair value less costs of disposal) with its carrying amount. Any impairment loss recognised forms part of the carrying amount of the investment. Any reversal of that impairment loss is recognised in accordance with MFRS 136 to the extent that the recoverable amount of the investment subsequently increases.

NOTES TO THE FINANCIAL STATEMENTS

2. SIGNIFICANT ACCOUNTING POLICIES (CONTINUED)

(a) Basis of consolidation (continued)

(ii) Investments in associates (continued)

The Group discontinues the use of the equity method from the date when the investment ceases to be an associate, or when the investment is classified as held-for-sale. When the Group retains an interest in the former associate and the retained interest is a financial asset, the Group measures the retained interest at fair value at that date and the fair value is regarded as its fair value on initial recognition in accordance with MFRS 139. The difference between the carrying amount of the associate at the date the equity method was discontinued, and the fair value of any retained interest and any proceeds from disposing of a part interest in the associate is included in the determination of the gain or loss on disposal of the associate. In addition, the Group accounts for all amounts previously recognised in other comprehensive income in relation to that associate on the same basis as would be required if that associate had directly disposed of the related assets or liabilities. Therefore, if a gain or loss previously recognised in other comprehensive income by that associate would be reclassified to profit or loss on the disposal of the related assets or liabilities, the Group reclassifies the gain or loss from equity to profit or loss (as a reclassification adjustment) when the equity method is discontinued.

The Group continues to use the equity method when an investment in an associate becomes an investment in a joint venture. There is no remeasurement to fair value upon such changes in ownership interests.

When the Group reduces its ownership interest in an associate but the Group continues to use the equity method, the Group reclassifies to profit or loss the proportion of the gain or loss that had previously been recognised in other comprehensive income relating to that reduction in ownership interest if that gain or loss would be reclassified to profit or loss on the disposal of the related assets or liabilities.

When a group entity transacts with an associate of the Group, profits and losses resulting from the transactions with the associate are recognised in the Group's consolidated financial statements only to the extent of the Group's interest in the associate that are not related to the Group.

(b) Foreign currency transactions

Transactions in foreign currencies are translated to the respective functional currencies of Group entities at the exchange rates at the dates of the transactions.

Monetary assets and liabilities denominated in foreign currencies at the end of the reporting period are translated to the functional currency at the exchange rate at that date.

Non-monetary assets and liabilities denominated in foreign currencies that are measured at fair value are translated to the functional currency at the exchange rate at the date that the fair value was determined. Foreign currency differences arising on retranslation are recognised in profit or loss.

(c) Interest and financing income and expense

For all financial instruments measured at amortised cost and interest/profit bearing financial assets classified as held-for-trading and available-for-sale, interest and financing income and expense are recognised under interest income, interest expense and net income for Islamic banking operations respectively in profit or loss using the effective interest/profit method.

The effective interest/profit method is a method of calculating the amortised cost of a financial asset and liability and of allocating the interest/financing income or expense over the relevant period. The effective interest/profit rate is the rate that exactly discounts the estimated future cash payments or receipts through the expected life of financial instrument or a shorter period, where appropriate to the net carrying amount of the financial asset or liability. The calculation takes into account all contractual terms of the financial instrument but does not consider future credit losses. Significant fees and transaction costs integral to the effective interest rate as well as premium or discount are also considered.

Income from a sale-based contract is recognised on effective profit rate basis over the period of the contract based on the principal amounts outstanding whereas income from Ijarah (lease-based contract) is recognised on effective profit rate basis over the lease term.

For impaired financial assets where the value of the financial asset has been written down as a result of an impairment loss, interest/financing income continues to be recognised using the rate of interest/profit used to discount the future cash flows for the purpose of measuring the impairment loss.

NOTES TO THE FINANCIAL STATEMENTS

2. SIGNIFICANT ACCOUNTING POLICIES (CONTINUED)

(d) Fee and commission income and expense

Fee and commission income and expense that are integral to the effective interest/financing income rate on financial assets or liabilities are included in the measurement of the effective interest/financing income rate.

Other incidental fee and commission income, including account servicing fees, investment management fees, sales commission, placement fees and syndication fees, are recognised as the related services are performed. When a loan commitment is not expected to result in the drawdown of a loan, the related loan commitment fees are recognised on a straight-line basis over the commitment period.

Other fees relate mainly to transaction and service fees, which are expensed off as the services are rendered.

Wakalah fees, commission expenses and management expenses

In accordance with the principles of Wakalah, as approved by the Shariah Committee and agreed between the participant and the Takaful Operator, an agreed percentage of the gross contribution will be charged by the Takaful Operator on an upfront basis to the general takaful and family takaful funds as wakalah fees.

The wakalah fees charged by the Takaful Operator from the participant are used to pay all management expenses and commission expenses incurred by the Takaful Operator, which were incurred on behalf of the general takaful and family takaful funds. All management expenses are recognised in the Takaful Operator as incurred.

Commission expenses, which are costs directly incurred in securing contributions on takaful certificates are recognised in the Takaful Operator as incurred and properly allocated to the periods in which it is probable they give rise to income.

(e) Dividend

Dividend income from subsidiaries, associates and other investments is recognised when the right to the shareholders to receive payment is established.

(f) Rental income

Rental income from investment properties is recognised in profit or loss on a straight-line basis over the term of the lease. Lease incentives granted are recognised as an integral part of the total rental income, over the term of the lease. Rental income from subleased property is recognised as other income.

(g) Government grants

Government grants are not recognised until there is reasonable assurance that the Bank will comply with the conditions attaching to them and that the grants will be received.

Government grants are recognised in profit or loss on a systematic basis over the periods in which the Bank recognises as expenses the related costs for which the grants are intended to compensate. Specifically, government grants whose primary condition is that the Bank should purchase, construct or otherwise acquire non-current assets are recognised as deferred revenue in the statements of financial position and amortised to profit or loss on a systematic and rational basis over the useful lives of the related assets.

Government grants that are receivable as compensation for expenses or losses already incurred or for the purpose of giving immediate financial support to the Bank with no future related costs are recognised in profit or loss in the period in which they become receivable.

The benefit of a government loan at a below-market rate of interest is treated as a government grant, measured as the difference between proceeds received and the fair value of the loan based on prevailing market interest rates.

NOTES TO THE FINANCIAL STATEMENTS

2. SIGNIFICANT ACCOUNTING POLICIES (CONTINUED)

(h) Taxation

Income tax expenses comprise tax currently payable and deferred tax. Current tax and deferred tax are recognised in profit or loss except to the extent that they are related to a business combination or items recognised directly in equity or other comprehensive income.

The tax currently payable is based on the taxable profit or loss for the year and it is calculated using tax rates that have been enacted or substantively enacted by the end of the reporting period.

Deferred tax is recognised on temporary differences between the carrying amounts of assets and liabilities in the financial statements and the corresponding tax bases used in the computation of taxable profits. Deferred tax is generally recognised for all deductible temporary differences, unutilised tax losses and unused tax credits to the extent that it is probable that sufficient future taxable profits will be available against which those deductible temporary differences, unutilised tax losses and unused tax credits can be utilised. Such deferred tax assets and liabilities are not recognised if the temporary differences arise from goodwill or from the initial recognition of assets or liabilities in a transaction that is not a business combination and that affects neither accounting nor taxable profit nor loss.

Deferred tax is measured at tax rates that are expected to apply in the period in which the liability is settled or the asset realised, based on the tax laws and that have been enacted or substantively enacted by the end of the reporting period. The measurement of deferred tax liabilities and assets reflects the tax consequence that would follow from the manner in which the Group and the Bank expect at the end of the reporting period, to recover or settle the carrying amount of its assets and liabilities.

The carrying amount of deferred tax assets is reviewed at the end of each reporting period and reduced to the extent that it is no longer probable that sufficient future taxable profits will be available to allow all or part of the assets to be recovered.

Deferred tax assets and liabilities are offset when there is a legally enforceable right to set off current tax assets against current tax liabilities and when they relate to income taxes levied by the same taxation authority and the Group and the Bank intend to settle their current tax assets and liabilities on a net basis.

(i) Financial instruments

(i) Recognition

A financial asset or a financial liability is recognised in the statements of financial position when, and only when the Group and the Bank become a party to the contractual provisions of the instruments.

Financial assets and financial liabilities are initially measured at fair value. Transaction costs, which are directly attributable to the acquisition or issuance of the financial instruments are added or deducted (other than financial instruments at fair value through profit or loss).

An embedded derivative is recognised separately from the host contract and accounted for as a derivative if, and only if, it is not closely related to the economic characteristics and risks of the host contract and the host contract is not categorised as fair value through profit and loss. The host contract, in the event an embedded derivative is recognised separately, is accounted for in accordance with policy applicable to the nature of the host contract.

(ii) Derecognition

A financial asset or part of it is derecognised only when the contractual rights to the cash flows from the financial asset expires or the financial asset is transferred to another party without retaining control or substantial all risks or rewards of ownership of the asset. On derecognition of a financial asset, the difference between the carrying amount and the sum of the consideration received (including any new asset obtained less any new liability assumed) and any cumulative gain or loss that had been recognised in equity is recognised in profit or loss.

A financial liability or a part of it is derecognised only when, the obligation specified in the contract is discharged or cancelled or expired. On derecognition of a financial liability, the difference between the carrying amount of the financial liability extinguished or transferred to another party and the consideration paid including any non-cash assets transferred or liabilities assumed, is recognised in profit or loss.

NOTES TO THE FINANCIAL STATEMENTS

2. SIGNIFICANT ACCOUNTING POLICIES (CONTINUED)

(i) Financial instruments (continued)

(iii) Offsetting

Financial assets and liabilities are offset and the net amounts are presented in the statements of financial position only when the Group and the Bank have a legal right to set off the recognised amounts and intend either to settle on a net basis or to realise the assets and settle the liabilities simultaneously.

Income and expenses are presented on a net basis only when permitted under MFRSs, or for gains and losses arising from a group of similar transactions such as in the Group's and the Bank's trading activities.

(iv) Effective interest/profit method

The effective interest/profit method is a method of calculating the amortised cost of a debt instrument, financial liability and of allocating interest income or expenses over the relevant period. The effective interest/profit rate is the rate that exactly discounts estimated future cash receipts through the expected life of the financial asset or liability, or (where appropriate) a shorter period, to the net carrying amount on initial recognition.

(v) Identification and measurement of impairment value

At end of each reporting period, the Group and the Bank assess whether there is objective evidence that financial assets not carried at fair value through profit or loss are impaired. A financial asset or a group of financial assets is (are) impaired when objective evidence demonstrates that a loss event has occurred after the initial recognition of the asset(s), and that the loss event has an impact on the future cash flows of the asset(s) that can be reliably estimated.

Objective evidence that financial assets (including equity securities) are impaired can include significant financial difficulty of the borrower or issuer; default or delinquency by a borrower; restructuring of a loan or advances by the Group and the Bank on terms that the Group and the Bank would not otherwise consider; indications that a borrower or issuer will enter into bankruptcy; the disappearance of an active market for a security; or other observable data relating to a group of assets such as adverse changes in the payment status of borrowers or issuers in the group; or economic conditions that correlate with defaults in the group. In addition, for an investment in an equity security a significant or prolonged decline in its fair value below its cost is objective evidence of impairment.

(a) Loans, advances and financing

The Group and the Bank consider evidence of impairment for loans, advances and financing at collective level. All individually significant loans, advances and financing are assessed for specific impairment. If all individually significant loans, advances and financing are found not to be specifically impaired, they are then collectively assessed for any impairment that has been incurred but not yet identified.

For determination of impairment on loans, advances and financing, the Group and the Bank assess at the end of each reporting period whether there is objective evidence that a loans, advances and financing or a group of loans, advances and financing is impaired. A loan, advance and financing or a group of loans, advances and financing is impaired and impairment losses are incurred only if there is objective evidence of impairment as a result of one or more events that have occurred after the initial recognition of the asset (i.e. an incurred loss event) and that loss event has an impact on the estimated future cash flows of the loan, advance and financing or a group of loans, advances and financing that can be reliably estimated.

The Group and the Bank first assess individually whether objective evidence of impairment exists individually for loans, advances and financing which are individually significant, or collectively for loans, advances and financing which are not individually significant. If it is determined that no objective evidence of impairment exists for an individually assessed loan, advances and financing, the loan, advances and financing is then included in a group of loans, advances and financing with similar credit risk characteristics and collectively assessed for impairment. Loans, advances and financing that are individually assessed for impairment and for which an impairment loss is or continues to be recognised are not included in collective assessment for impairment.

Impairment losses on assets carried at amortised cost are measured as the difference between the carrying amount of the financial asset and the present value of estimated future cash flows discounted at the asset's original effective interest/profit rate. Impairment losses are recognised in profit or loss and reflected in an allowance account against loans, advances and financing. Interest on impaired assets continues to be recognised through the unwinding of the discount.

NOTES TO THE FINANCIAL STATEMENTS

2. SIGNIFICANT ACCOUNTING POLICIES (CONTINUED)

(i) Financial instruments (continued)

(v) Identification and measurement of impairment value (continued)

(a) Loans, advances and financing (continued)

Changes in impairment provisions attributable to time value are reflected as a component of interest/financing income.

Loans, advances and financing that are not individually significant are collectively assessed for impairment by grouping together loans, advances and financing with similar risk characteristics.

In assessing collective impairment, the Group and the Bank use statistical modeling of historical trends of the probability of default, timing of recoveries and amount of losses incurred, adjusted for management's judgement as to whether current economic and credit conditions are such that the actual losses are likely to be greater or less than suggested by historical modeling. Default rates, loss rates and the expected timing of future recoveries are regularly benchmarked against actual outcomes to ensure that they remain appropriate.

When a subsequent event causes the amount of impairment loss to decrease, the decrease in impairment loss is reversed through profit or loss.

The loans, advances and financing are classified as impaired when principal or interest or both are past due for 90 days or more or where loans in arrears for less than that exhibit indications of credit weakness. The Group and the Bank write off certain loans, advances and financing when they are determined to be uncollectible.

To further strengthen buffers against potential credit losses, the Group and the Bank have maintained, in aggregate, the collective impairment provision and regulatory reserve at minimum rate of 1.2% of total outstanding loans/financing (excluding loans/financing with an explicit guarantee from the Federal Government of Malaysia), net of individual impairment provision as required by BNM via reference letter JDKP/8808/13/05/01 issued on 4 February 2014.

In year 2014, BNM instructed the Group and the Bank that the statutory requirements of maintaining 1.2% minimum collective impairment on unimpaired loans should be applied based on loans segmentation. In a case where if there is a shortfall between the collective impairment as computed based on the Group's and the Bank's methodology and the minimum statutory requirement of 1.2% for a particular loans segment, then the Group and the Bank need to recognise the differential through profit or loss. However, if for a particular loans segment, the collective impairment is higher than 1.2% as computed based on the Group's and the Bank's methodology then the impairment for that loans segment should remain as computed based on the Group's and the Bank's methodology.

(b) Investment securities held-to-maturity

For securities carried at amortised cost in which there is objective evidence of impairment, impairment loss is measured as the difference between the security's carrying amount and the present value of the estimated future cash flows discounted at the security's original effective interest rate. The amount of the impairment loss is recognised in profit or loss. Interest on impaired investment securities held-to-maturity continues to be recognised through the unwinding of the discount.

Subsequent reversal in the impairment loss is recognised when the decrease can be objectively related to an event occurring after the impairment was recognised, to the extent that the security's carrying amount does not exceed its amortised cost if no impairment had been recognised. The reversal is recognised in profit or loss.

For securities carried at cost, impairment loss is measured as the difference between the security's carrying amount and the present value of estimated future cash flows discounted at the current market rate of return for similar securities. The amount of impairment loss is recognised in profit or loss and such impairment losses are not reversed subsequent to its recognition. The Group and the Bank write off certain investment securities held-to-maturity when they are determined to be uncollectible.

NOTES TO THE FINANCIAL STATEMENTS

2. SIGNIFICANT ACCOUNTING POLICIES (CONTINUED)

(i) Financial instruments (continued)

(v) Identification and measurement of impairment value (continued)

(c) Investment securities available-for-sale

For investment securities available-for-sale in which there is objective evidence of impairment, the cumulative impairment loss that had been recognised directly in other comprehensive income shall be transferred from other comprehensive income to profit or loss, eventhough the securities have not been derecognised. The cumulative impairment loss is measured as the difference between the acquisition cost (net of any principal repayment and amortisation) and the current fair value (less any impairment loss previously recognised in profit or loss).

If in a subsequent period the fair value of an impaired available-for-sale debt security increases and the increase can be objectively related to an event occurring after the impairment loss was recognised in profit or loss, the impairment loss is reversed, with the amount of the reversal recognised in profit or loss. However, any subsequent recovery in the fair value of an impaired available-for-sale equity security is recognised in other comprehensive income. The Group and the Bank write off certain investment securities available-for-sale when they are determined to be uncollectible.

(vi) Designation at fair value through profit or loss

The Group and the Bank have designated financial assets and liabilities at fair value through profit or loss in the following circumstances:

a. The assets or liabilities are managed, evaluated and reported internally on a fair value basis.

b. The designation eliminates or significantly reduces an accounting mismatch which would otherwise arise.

c. The asset or liability contains an embedded derivative that significantly modifies the cash flow that would otherwise be required under the contract.

Note 35 sets out the amount of each class of financial asset or liability that has been designated at fair value through profit or loss. A description of the basis for each designation is set out in the note for the relevant asset or liability class.

(j) Impairment of non-financial assets

The carrying amount for the non-financial assets of the Group and the Bank are reviewed at the end of each reporting period to determine whether there are any indications of impairment. If any such indications exist, the assets recoverable amount is estimated and an impairment loss is recognised in profit or loss of the Group and the Bank.

The policies on impairment of non-financial assets are summarised as follows:

Other assets

Other assets such as property, plant and equipment, investments in subsidiaries and associates are reviewed for objective indications of impairment at the end of each reporting period or whenever there is any indication that these assets may be impaired. Where such indications exist, impairment loss is determined as the excess of the asset's carrying value over its recoverable amount (greater of value-in-use or fair value less costs of disposal) and is recognised in profit or loss. Any reversal of an impairment loss for these assets is recognised in profit or loss. The carrying amount is increased to its revised recoverable amount, provided that the amount does not exceed the carrying amount that would have been determined (net of amortisation or depreciation) had no impairment loss been recognised for the asset in prior years.

(k) Cash and cash equivalents

Cash and cash equivalents include cash and bank balances with licensed banks and other financial institutions and money at call and deposit placements, are short-term, highly liquid investments with maturities of one month or less from the date of acquisition and are readily convertible to cash with insignificant risks of changes in value.

NOTES TO THE FINANCIAL STATEMENTS

2. SIGNIFICANT ACCOUNTING POLICIES (CONTINUED)

(l) Trading assets and liabilities

Trading assets and liabilities are those assets and liabilities that the Group and the Bank acquire or incur principally for the purpose of selling or repurchasing in the near term or hold as part of a portfolio that is managed together for short-term profit or position taking.

Trading assets and liabilities are initially recognised and subsequently measured at fair value in the statements of financial position, with transaction costs recognised in profit or loss. All changes in fair value are recognised as part of net trading income in profit or loss. Trading assets and liabilities are not reclassified subsequent to their initial recognition, except that non-derivative trading assets, other than those designated at fair value through profit or loss upon initial recognition, may be reclassified out of the fair value through profit or loss (i.e. trading) category if they are no longer held for the purpose of being sold or repurchased in the near term and the following conditions are met:

a. If the financial asset would have met the definition of loans, advances and financing and receivables (if the financial asset had not been required to be classified as held-for-trading at initial recognition), then it may be reclassified if the Group and the Bank have the intention and ability to hold the financial asset for the foreseeable future or until maturity.

b. If the financial asset would not have met the definition of loans and receivables, then it may be reclassified out of the trading category only in 'rare circumstances'.

(m) Loans, advances and financing

Loans, advances and financing are non-derivative financial assets with fixed or determinable payments that are not quoted in an active market and which the Group and the Bank do not intend to sell immediately or in the near term. The Group's and the Bank's financing consist of sale-based contracts (namely Bai' Bithaman Ajil, Bai' Innah, Tawarruq), lease-based contracts (namely Ijarah) and Ujrah contracts.

When the Group and the Bank are the lessor in a lease agreement that transfers substantially all of the risks and rewards incidental to ownership of the asset to the lessee, the agreement is classified as a finance lease and a receivable equal to the net investment in the lease is recognised and presented within loans, advances and financing.

When the Group and the Bank purchase a financial asset and simultaneously enter into an agreement to resell the asset (or a substantially similar asset) at a fixed price on a future date (reverse repo or stock borrowing), the arrangement is accounted for as a loan or advance, and the underlying asset is not recognised in the Group's and the Bank's financial statements.

Loans, advances and financing are initially measured at fair value plus incremental direct transaction costs and subsequently measured at amortised cost using the effective interest/profit method, except when the Group and the Bank choose to carry the loans, advances and financing at fair value through profit or loss as described in Note 2(i)(vi).

(n) Investment securities

Investment securities are initially measured at fair value plus, in the case of investment securities not at fair value through profit or loss, incremental direct transaction costs and subsequently accounted for depending on their classification as either held-to-maturity, fair value through profit or loss or available-for-sale.

Investments securities of the Group and the Bank are classified according to the following categories depending on the purpose for which the securities were acquired.

NOTES TO THE FINANCIAL STATEMENTS

2. SIGNIFICANT ACCOUNTING POLICIES (CONTINUED)

(n) Investment securities

(i) Held-to-maturity

Held-to-maturity investments are non-derivative assets with fixed or determinable payments and fixed maturity that the Group and the Bank have positive intent and ability to hold to maturity, and which are not designated as fair value through profit or loss or as available-for-sale.

Held-to-maturity investments are carried at amortised cost using the effective interest method. A sale or reclassification of a more than insignificant amount of held-to-maturity investments would result in the reclassification of all held-to-maturity investments as available-for-sale, and would prevent the Group and the Bank from classifying investment securities as held-to-maturity for the current and the following two financial years. However, sales and reclassifications in any of the following circumstances would not trigger a reclassification:

a. Sales or reclassifications that are so close to maturity that changes in the market rate of interest would not have a significant effect on the financial asset's fair value.

b. Sales or reclassification after the Group and the Bank have collected substantially all of the asset's original principal.

c. Sales or reclassifications attributable to non-recurring isolated events beyond the Group's and the Bank's control that could not have been reasonably anticipated.

Securities held-to-maturity are measured at accreted/amortised cost based on the effective yield method, net of impairment, if any. Amortisation of premium, accretion of discount and impairment as well as gain or loss arising from derecognition of securities held-to-maturity are recognised in profit or loss

(ii) Fair value through profit or loss

The Group and the Bank designate some investment securities at fair value, with fair value changes recognised immediately in profit or loss.

Securities are classified as held-for-trading if these financial assets are acquired principally for the purpose of benefiting from actual or expected short-term price movements or to lock in arbitrage profits. Securities held-for-trading are stated at fair value and any gain or loss arising from a change in their fair values and the derecognition of securities held-for-trading are recognised in profit or loss. Fair values of quoted securities are obtained from their bid-market price.

(iii) Available-for-sale

Available-for-sale securities are non-derivative investments that are designated as available-for-sale or are not classified as another category of financial assets. Unquoted equity securities whose fair value cannot reliably be measured are carried at cost. All other available-for-sale securities are carried at fair value.

Interest income is recognised in profit or loss using the effective interest method. Dividend income is recognised in profit or loss when the Group and the Bank become entitled to the dividend. Gains or losses on diposal of available-for-sale debt security investments are recognised in profit or loss.

Other fair value changes are recognised in other comprehensive income until the investment is sold or impaired, whereupon the cumulative gains and losses previously recognised in other comprehensive income are reclassified to profit or loss as a reclassification adjustment.

A non-derivative financial asset may be reclassified from the available-for-sale category to loans and receivables category if it otherwise would have met the definition of loans and receivables and if the Group and the Bank have the intention and ability to hold that financial asset for the foreseeable future or until maturity.

NOTES TO THE FINANCIAL STATEMENTS

2. SIGNIFICANT ACCOUNTING POLICIES (CONTINUED)

(o) Provisions

A provision is recognised if, as a result of a past event, the Group and the Bank have a present legal or constructive obligation that can be reliably estimated, and it is probable that an outflow of economic benefits will be required to settle the obligation.

Provisions are determined by discounting the expected future cash flows at a pre-tax rate that reflects current market assessments of the time value of money and the risks specific to the liability.

(i) Onerous contracts

A provision for onerous contracts is recognised when the expected benefits to be derived by the Group and the Bank from a contract are lower than the unavoidable cost of meeting its obligations under the contract. The provision is measured at the present value of the lower of the expected cost of terminating the contract and the expected net cost of continuing with the contract. Before a provision is established, the Group and the Bank recognise any impairment loss on the assets associated with that contract.

(ii) Provision for wakalah fee

A provision for wakalah fee is made to record certain future expected losses to the shareholders' fund arising from servicing of individual policy contracts with participants.

a. Single contribution products

Provision is estimated based on actuarial present value of future maintenance expenses.

b. Other products

The provision is estimated based on discounted future net cash flows to the shareholders' fund using an actuarial method consistent with that used for non-unit reversing in a conventional life insurer called sterling reserves methodology.

Assumptions used are consistent with that used in the valuation of Tabarru' fund and the Takaful Operator's expense assumptions are based on the Takaful Operator's expenses study.

(iii) Profit equalisation reserve (PER) for the Islamic Banking Scheme (IBS)

PER of the investment holder is to be classified as liability and recognised at cost and subsequent apportionments will be recognised in profit or loss.

PER of the Group and the Bank is to be classified as a separate reserve in equity and subsequent apportionment from and distributions to retained earnings will be treated as transfers between reserves.

The release of PER must not be presented as an increase in income in the financial statements but shall be an outflow of funds arising from the settlement of obligation to the investment account holder.

(p) Contingencies

(i) Contingent liabilities

Where it is not probable that an outflow of economic benefits will be required, or the amount cannot be reliably estimated, the obligation is not recognised in the statements of financial position and is disclosed as a contingent liability, unless the probability of outflow of economic benefits is remote. Possible obligations, whose existence will only be confirmed by the occurrence or non-occurrence of one or more future events are also disclosed as contingent liabilities unless the probability of outflow of economic benefits is remote.

Where the Group or the Bank enters into financial guarantee contracts to guarantee the indebtedness of others within its group, the Group or the Bank considers these to be insurance arrangements, and accounts for them as such. In this respect, the Group or the Bank treats the guarantee contract as a contingent liability until such time as it becomes probable that the Group or the Bank will be required to make a payment under the guarantee.

(ii) Contingent assets

Where it is not probable that there is an inflow of economic benefits, or the amount cannot be reliably estimated, the asset is not recognised in the statements of financial position and is disclosed as a contingent asset, unless the probability of inflow of economic benefits is remote. Possible entitlements, whose existence will only be confirmed by the occurrence or non-occurrence of one or more future events, are also disclosed as contingent assets, unless the probability of inflow of economic benefits is remote.

NOTES TO THE FINANCIAL STATEMENTS

2. SIGNIFICANT ACCOUNTING POLICIES (CONTINUED)

(q) Other receivables

Other receivables are initially recognised at their cost when the contractual right to receive cash or another financial asset from another entity is established.

Subsequent to initial recognition, receivables are measured at cost less allowance for impairment.

Receivables are not held for the purpose of trading.

Known bad debts for Takaful business are written off and specific allowances are made for any outstanding premiums or reinsurance balances, which remain outstanding for more than 90 days or 3 months from the date on which they become receivable, and for all debts which are considered impaired.

(r) Property, plant and equipment

(i) Recognition and measurement

All items of property, plant and equipment are initially recorded at cost. Subsequent costs are included in the asset's carrying amount or recognised as a separate asset, as appropriate, only when it is probable that future economic benefits associated with the item will flow to the Group and the Bank and the cost of the item can be measure reliably. Cost includes expenditure that is directly attributable to the acquisition of the asset. The cost of self-constructed assets includes the cost of materials and direct labour, any other costs directly attributable in bringing the asset to working condition for its intended use, and the costs of dismantling and removing the items and restoring the site on which they are located. Purchased software that is integral to the functionality of the related equipment is capitalised as part of that equipment.

When significant parts of an item of property, plant and equipment have different useful lives, they are accounted for as separate items (major components) of property, plant and equipment. Included in property, plant and equipment is the recognised finance lease if any as at the date of the statements of financial position of the Group and the Bank.

(ii) Reclassification to investment property

When the use of a property changes from owner-occupied to investment property, the property is measured at cost and reclassified as investment property.

(iii) Subsequent costs

The cost of replacing a component of an item of property, plant and equipment is recognised in the carrying amount of the item if it is probable that the future economic benefits embodied within the component will flow to the Group and the Bank and its cost can be measured reliably. Costs of the day-to-day servicing of property, plant and equipment are recognised in profit or loss as incurred.

(iv) Depreciation

Depreciation is recognised in profit or loss on a straight-line basis over the estimated useful lives of each component of an item of property, plant and equipment from the date that they are available for use. Leased assets are depreciated over the shorter of the lease term and their useful lives. Freehold land is not depreciated. Property, plant and equipment under construction are not depreciated until the assets are ready for their intended use.

The estimated useful lives for the current and comparative periods are as follows:

- buildings 50 years
- major components 25 - 30 years
- plant and equipment 5 - 7 years
- fixtures and fittings 5 - 7 years
- motor vehicles 5 - 7 years
- renovations 7 years

The depreciable amount is determined after deducting the residual value. Depreciation methods, useful lives and residual values are reassessed at the end of each reporting period.

An item of property, plant and equipment is derecognised upon disposal or when no future economic benefits are expected to arise from the continued use of the asset. Any gain or loss arising on the disposal or retirement of an item of property, plant and equipment is determined as the difference between the sales proceeds and the carrying amount of the assets and is recognised in profit or loss.

NOTES TO THE FINANCIAL STATEMENTS

2. SIGNIFICANT ACCOUNTING POLICIES (CONTINUED)

(s) Investment property

Investment properties are properties which are owned or held under a leasehold interest to earn rental income or for capital appreciation or for both. These include land held for a currently undetermined future use. Properties that are occupied by the companies in the Group are accounted for as owner-occupied rather than as investment properties in the consolidated financial statements.

Investment properties are measured at cost less accumulated depreciation and impairment losses, consistent with the accounting policy for property, plant and equipment as stated in Note 2(r). Depreciation is charged to profit or loss on a straight-line basis over the estimated useful lives of 25 to 50 years.

(t) Leasehold land/Prepaid lease payments

Leasehold land that normally has an indefinite economic life and title is not expected to pass to the lessee by the end of the lease term is treated as an operating lease. The upfront payment made on entering into or acquiring a leasehold land is accounted for as prepaid lease payments, are amortised over the lease term in accordance with the pattern of benefits provided except for leasehold land classified as investment property.

(u) Intangible assets

(i) Other intangible assets

Intangible assets that are required, which have finite useful lives, are measured at cost less any accumulated amortization and any accumulated impairment losses.

(ii) Subsequent expenditure

Subsequent expenditure is capitalized only when it increases the future economic benefits embodied in the specific asset to which it relates. All other expenditure is recognised in profit or loss as incurred.

(iii) Amortisation

Other intangible assets are amortised from the date that they are available for use. Amortisation is based on cost of an assets less its residual value. Amortisation is recognised in profit or loss on a straight-line basis over the estimated useful lives of intangible assets.

The estimated useful lives for the current periods are as follows:

- computer software and licences 3 - 10 years

Amortisation methods, useful lives and residual values are reviewed at the end of each reporting period and adjusted, if appropriate.

(v) Deposits from customers and investment accounts of customers

Deposits from customers and investment accounts of customers are initially recognised at the fair value of consideration received less directly attributable transaction costs. Subsequent to initial recognition, deposits from customers are measured at amortised cost using the effective interest/profit method.

(w) Interest, financing and related expense recognition

Interest expense and attributable profit (on activities relating to Islamic banking operations) on deposits and borrowings of the Group and the Bank are recognised using the effective profit method.

NOTES TO THE FINANCIAL STATEMENTS

2. SIGNIFICANT ACCOUNTING POLICIES (CONTINUED)

(x) Employee benefits

(i) Short term benefits

Short-term employee benefit obligations in respect of salaries, annual bonuses, paid annual leave and sick leave are measured on an undiscounted basis and are expensed as the related service is provided.

A liability is recognised for the amount expected to be paid under short-term cash bonus if the Group and the Bank have a present legal or constructive obligation to pay this amount as a result of past service provided by the employee and the obligation can be reliably estimated.

(ii) Employees' Provident Fund

The Group's and the Bank's contributions to the Employees' Provident Fund are charged to profit or loss in the year to which they relate. Once the contributions have been paid, the Group and the Bank have no further payment obligations.

(iii) Defined benefit plans

Contributions to defined contribution retirement benefit plans are recognised as an expense when employees have rendered service entitling them to the contributions. The Group and the Bank have no further payment obligations once these contributions have been paid.

For defined benefit retirement plan, the cost of providing benefits is determined using the projected unit credit method, with actuarial valuations being carried out at the end of the reporting period. The latest actuarial valuation was undertaken on 31 December 2014.

Remeasurement, comprising actuarial gains and losses, the effect of the changes to the asset ceiling (if applicable) and the return on plan assets (excluding interest), is reflected immediately in the statements of financial position with a charge or credit recognised in other comprehensive income in the period in which they occur.

Remeasurement recognised in other comprehensive income is reflected immediately in retained earnings and will not be reclassified to profit or loss. Past service cost is recognised in profit or loss in the period of a plan amendment. Net interest is calculated by applying the discount rate at the beginning of the period to the net defined benefit liability. Defined benefit costs are categorised as follows:

a. Service cost (including current service cost, past service cost, as well as gains and losses on curtailments and settlements);

b. Net interest expense or income; and

c. Remeasurement.

The Group and the Bank present the first two components of defined benefit costs in profit or loss as staff costs.

The retirement benefit obligations recognised in the statements of financial position represent the actual deficit or surplus in the Group's and the Bank's defined benefit plans. Any surplus resulting from this calculation is limited to the present value of any economic benefits available in the form of refunds and reductions in future contributions to the plan.

(iv) Termination benefits

Termination benefits are recognised as an expense when the Group and the Bank are committed demonstrably, without realistic possibility of withdrawal, to a formal detailed plan to either terminate employment before the normal retirement date, or to provide termination benefits as a result of an offer made to encourage voluntary redundancy. Termination benefits for voluntary redundancies are recognised if the Group and the Bank have made an offer of voluntary redundancy, it is probable that the offer will be accepted, and the number of acceptances can be estimated. Benefits that are payable more than 12 months after the financial period are discounted to their present value.

(v) Other long-term employee benefits

Liabilities recognised in respect of other long-term employee benefits are measured at the present value of the estimated future cash outflows expected to be made by the Group and the Bank in respect of services provided by employees up to the end of the reporting period.

NOTES TO THE FINANCIAL STATEMENTS

2. SIGNIFICANT ACCOUNTING POLICIES (CONTINUED)

(y) General takaful fund

The general takaful fund is maintained in accordance with the Islamic Financial Services Act 2013 and consists of unearned contribution reserves and accumulated surplus/deficit. Any actuarial deficit in the general takaful fund will be made good by the Takaful Operator via benevolent loan or Qard. Surplus is distributable in accordance with the terms and conditions prescribed by the Shariah Committee of the Group.

The general takaful underwriting results are determined for each class of business after taking into account retakaful, unearned contributions and claims incurred.

(i) Contribution income

Contributions are recognised in a financial year in respect of risks assumed during that particular financial year based on the inception date. Outward retakaful contributions are recognised in the same accounting year as the original certificate to which the retakaful relates.

(ii) Unearned contribution reserves

The unearned contribution reserves represent the portion of the net contributions of takaful certificates written that relate to the unexpired periods of the certificates at the end of the reporting period.

In determining the unearned contribution reserves at the end of the reporting period, the method that most accurately reflects the actual unearned contributions is used based on 1/365th method for all general takaful business within Malaysia. This is reduced by deductions as a corresponding percentage of accounted gross direct refundable business commissions but not exceeding limits specified by Bank Negara Malaysia.

At the end of each reporting period, the Group reviews its unexpired risks and a liability adequacy test is performed to determine whether there is any overall excess of expected claims over unearned contributions. This calculation uses current estimates of future contractual cash flows (taking into consideration current loss ratios) after taking account of the investment return expected to arise on assets relating to the relevant general takaful technical provisions. If these estimates show that the carrying amount of the unearned contributions less related deferred acquisition costs is inadequate, the deficiency is recognised in profit or loss by setting up a provision for liability adequacy.

(iii) Provision for outstanding claims

A liability for outstanding claims is recognised in respect of direct takaful business. The amount of outstanding claims is the best estimate of the expenditure required together with related expenses less recoveries, if any, to settle the present obligation at the end of the reporting period.

Outstanding claims include the provision for the cost of claims, together with related expenses, incurred but not reported at the end of the reporting period, using a mathematical method of estimation by a qualified actuary of the Group.

(z) Family takaful fund

The family takaful fund is maintained in accordance with the requirements of the Islamic Financial Services Act, 2013, and includes actuarial liabilities, seed money (where applicable) and participants account.

The participants account consists of the accumulated surplus attributable to the participants determined by the annual actuarial valuation of the family takaful fund's unallocated surplus by a qualified actuary of the Group, net asset value attributable to unit holders and other reserves, as applicable. Any actuarial deficit in the family takaful fund will be made good by the Takaful Operator via a benevolent loan or Qard. Surplus distributable to participants is determined after deducting claims/benefits paid and payable, retakaful, provisions, reserves, commissions, management expenses, as well as repayment of Qard, if any, and distributed in accordance with the terms and conditions prescribed by the Shariah Committee of the Group.

NOTES TO THE FINANCIAL STATEMENTS

2. SIGNIFICANT ACCOUNTING POLICIES (CONTINUED)

(z) Family takaful fund

(i) Contribution income

Contribution is recognised as soon as the amount of the contribution can be reliably measured.

Investment-linked business

First contribution income is recognised on the assumption of risk and subsequent contributions are recognised on a cash basis. Subsequent risk is assumed based on sufficiency of units of the participant.

Non-linked business

First contribution income is recognised from inception date and subsequent contribution is recognised when it is due. At the end of the reporting period, all due contributions are accounted for to the extent that they can be reliably measured.

(ii) Investment-linked business

Investments of investment-linked business are measured at their fair values. Any increase or decrease in the value of these investments is taken into profit or loss.

(iii) Provision for outstanding claims

A liability for outstanding claims is recognised when a claimable event occurs and/or the Group is notified.

Claims and provisions for claims arising from family takaful certificates, including settlement costs less retakaful recoveries, are accounted for using the case basis method and for this purpose, the benefits payable under family takaful certificate are recognised as follows:

a. Maturity or other takaful certificate benefit payments due on specified dates are treated as claims payable on the due dates.

b. Death, surrender and other benefits without due dates are treated as claims payable on the date of receipt of intimation of death of the participant or occurrence of contingency covered.

3. CASH AND SHORT-TERM FUNDS

	GROUP		BANK	
	2016 RM'000	2015 RM'000	2016 RM'000	2015 RM'000
Cash and bank balances with licensed banks and other financial institutions	**525,016**	619,312	**520,636**	614,851
Money at call and deposit placements maturing within one month	**297,996**	266,440	**211,570**	213,930
	823,012	885,752	**732,206**	828,781

NOTES TO THE FINANCIAL STATEMENTS

4. DEPOSITS AND PLACEMENTS WITH BANKS AND OTHER FINANCIAL INSTITUTIONS

	GROUP/BANK	
	2016 RM'000	2015 RM'000
Deposits are placed with:		
Other financial institutions	**100,000**	-

The maturity structure of deposits and placements with other financial institutions

	GROUP/BANK	
	2016 RM'000	2015 RM'000
Maturity within one year	**100,000**	-

5. INVESTMENT SECURITIES

		GROUP		BANK	
	NOTE	2016 RM'000	2015 RM'000	2016 RM'000	2015 RM'000
Investment securities at fair value through profit or loss	5(a)	**163,284**	165,843	**-**	-
Investment securities held-to-maturity	5(b)	**-**	7,608,587	**-**	7,608,587
Investment securities available-for-sale	5(c)	**6,365,260**	1,584,150	**6,365,260**	1,584,150
		6,528,544	9,358,580	**6,365,260**	9,192,737

(a) Investment securities at fair value through profit or loss

At fair value:

	GROUP		BANK	
	2016 RM'000	2015 RM'000	2016 RM'000	2015 RM'000
Money market instruments:				
Malaysian Government Securities	**3,306**	6,323	**-**	-
Unquoted securities in Malaysia:				
Islamic Debt Securities	**127,691**	159,520	**-**	-
Quoted securities in Malaysia:				
Unit Trust Investments	**32,287**	-	**-**	-
	163,284	165,843	**-**	-

NOTES TO THE FINANCIAL STATEMENTS

5. INVESTMENT SECURITIES (CONTINUED)

(b) Investment securities held-to-maturity

At amortised cost:

	GROUP/BANK	
	2016 RM'000	2015 RM'000
Money market instruments:		
Malaysian Government Securities	-	1,902,708
Government Residential Sukuk	-	239,717
Malaysian Government Investment Issues	-	2,413,073
Government Guaranteed Bonds	-	1,822,570
Khazanah Bonds	-	648,410
	-	7,026,478
Unquoted securities in Malaysia:		
Private Debt Securities	-	59,802
Islamic Debt Securities	-	420,760
	-	480,562
Add: Net accretion of discounts less amortisation of premiums	-	101,547
	-	7,608,587

Maturity structure for securities held-to-maturity

	GROUP/BANK	
	2016 RM'000	2015 RM'000
Maturity within one year	-	503,668
More than one year	-	7,104,919
	-	7,608,587

During the current financial year, all investment securities held-to-maturity have been reclassified to available-for-sale, due to changes of the Group's business strategy.

NOTES TO THE FINANCIAL STATEMENTS

5. INVESTMENT SECURITIES (CONTINUED)

(c) Investment securities available-for-sale

At fair value:

	GROUP/BANK	
	2016 RM'000	2015 RM'000
Money market instruments:		
Malaysian Government Securities	**1,041,974**	468,995
Government Residential Sukuk	**383,675**	143,023
Government Guaranteed Bonds	**1,699,346**	94,395
Malaysian Government Investment Issues	**1,952,198**	647,793
Khazanah Bonds	**602,046**	-
	5,679,239	1,354,206
Less: Net accretion of discounts less amortisation of premiums	**(3,061)**	(9,451)
	5,676,178	1,344,755
Unquoted securities in Malaysia:		
Shares	**380**	380
Private Debt Securities	**59,819**	-
Islamic Debt Securities	**412,464**	-
	472,663	380
Less: Net accretion of discounts less amortisation of premiums	**(65)**	-
Less: Accumulated impairment losses unquoted securities in Malaysia	**(380)**	(380)
	472,218	-
Quoted securities in Malaysia:		
Shares	**105,566**	88,635
Unit Trust Investments	**207,968**	198,647
	313,534	287,282
Less: Accumulated impairment losses quoted securities in Malaysia	**(96,670)**	(47,887)
	216,864	239,395
	6,365,260	1,584,150

Maturity structure for securities available-for-sale

	GROUP/BANK	
	2016 RM'000	2015 RM'000
Maturity within one year	**164,436**	-
More than one year	**5,983,960**	1,344,755
No maturity	**216,864**	239,395
	6,365,260	1,584,150

NOTES TO THE FINANCIAL STATEMENTS

6. LOANS, ADVANCES AND FINANCING

	GROUP/BANK		
	31.12.2016 RM'000	31.12.2015 RM'000 (Restated)	1.1.2015 RM'000 (Restated)
Loans, advances and financing at amortised cost	**21,093,111**	20,112,574	18,253,416

The following are the detailed breakdown of loans, advances and financing:

GROUP/BANK	GROSS VALUE 31.12.2016 RM'000	IMPAIRMENT VALUE 31.12.2016 RM'000	CARRYING VALUE 31.12.2016 RM'000
At amortised cost			
Housing loans/financing	**8,827,482**	**(233,862)**	**8,593,620**
Personal loans/financing	**10,984,259**	**(223,034)**	**10,761,225**
Staff loans/financing	**116,902**	**(2,542)**	**114,360**
Hire purchase receivables	**665,641**	**(31,907)**	**633,734**
Micro credit	**1,175**	**(75)**	**1,100**
Micro finance	**617,586**	**(128,674)**	**488,912**
Credit/charge cards	**456,921**	**(44,968)**	**411,953**
Other term loans/financing	**90,350**	**(2,168)**	**88,182**
Revolving credit	**13,169**	**(13,144)**	**25**
	21,773,485	**(680,374)**	**21,093,111**

GROUP/BANK	GROSS VALUE 31.12.2015 RM'000 (Restated)	IMPAIRMENT VALUE 31.12.2015 RM'000 (Restated)	CARRYING VALUE 31.12.2015 RM'000 (Restated)
At amortised cost			
Housing loans/financing	7,701,761	(185,759)	7,516,002
Personal loans/financing	11,329,567	(174,588)	11,154,979
Staff loans/financing	125,861	(800)	125,061
Hire purchase receivables	403,956	(11,718)	392,238
Micro credit	1,212	(23)	1,189
Micro finance	543,425	(95,584)	447,841
Credit/charge cards	390,036	(13,773)	376,263
Other term loans/financing	99,796	(821)	98,975
Revolving credit	13,125	(13,099)	26
	20,608,739	(496,165)	20,112,574

NOTES TO THE FINANCIAL STATEMENTS

6. LOANS, ADVANCES AND FINANCING (CONTINUED)

GROUP/BANK	GROSS VALUE 1.1.2015 RM'000 (Restated)	IMPAIRMENT VALUE 1.1.2015 RM'000 (Restated)	CARRYING VALUE 1.1.2015 RM'000 (Restated)
At amortised cost			
Housing loans/financing	6,349,624	(176,193)	6,173,431
Personal loans/financing	11,051,074	(155,775)	10,895,299
Staff loans/financing	113,257	(469)	112,788
Hire purchase receivables	256,656	(6,856)	249,800
Micro credit	1,292	(30)	1,262
Micro finance	489,768	(94,085)	395,683
Credit/charge cards	335,512	(9,406)	326,106
Other term loans/financing	98,769	(963)	97,806
Revolving credit	15,358	(14,117)	1,241
	18,711,310	(457,894)	18,253,416

(a) Loans, advances and financing by type

	GROUP/BANK		
	31.12.2016 RM'000	31.12.2015 RM'000 (Restated)	1.1.2015 RM'000 (Restated)
Term loans/financing			
Housing loans/financing	**22,148,191**	19,697,671	15,882,602
Personal loans/financing	**15,550,129**	16,460,784	16,653,859
Hire purchase receivables	**792,525**	473,975	290,727
Other term loans/financing*	**90,082**	100,031	99,038
Micro credit	**1,174**	1,212	1,292
Micro finance	**718,396**	637,111	571,341
Staff loans/financing	**118,328**	128,846	116,640
Credit/charge cards	**456,921**	390,036	335,512
Revolving credit	**13,169**	13,125	15,409
Less: Unearned interest/income	**(18,115,430)**	(17,294,052)	(15,255,110)
Gross loans, advances and financing	**21,773,485**	20,608,739	18,711,310
Less: Allowance for impairment on loans, advances and financing			
Collective impairment	**(680,374)**	(496,165)	(457,894)
Total net loans, advances and financing	**21,093,111**	20,112,574	18,253,416

* Includes subordinated term loan due from BSNC Corporation (M) Berhad, an associate company, with principal amount of RM150 million. In year 2014, the repayment of the balance outstanding of RM38.62 million has been restructured with payments due on a quarterly basis with interest at monthly rest of BLR - 2.5%. The BLR of the Bank during the financial year is 6.85% (2015: 6.85%) per annum and the last payment is due on September 2025. The carrying amount of the term loan as at 31 December 2016 is RM18.53 million (2015: RM20.88 million).

NOTES TO THE FINANCIAL STATEMENTS

6. LOANS, ADVANCES AND FINANCING (CONTINUED)

(b) Loans, advances and financing by type of customers

	GROUP/BANK		
	31.12.2016 RM'000	31.12.2015 RM'000 (Restated)	1.1.2015 RM'000 (Restated)
Domestic non-bank financial institutions			
Co-operative	**13,169**	13,125	15,358
Domestic business enterprises			
Subordinate	**18,532**	20,884	22,010
Corporate	**68,635**	75,755	73,627
Individuals	**21,673,149**	20,498,975	18,600,315
	21,773,485	20,608,739	18,711,310

(c) Loans, advances and financing by interest/profit rate sensitivity

	GROUP/BANK		
	31.12.2016 RM'000	31.12.2015 RM'000 (Restated)	1.1.2015 RM'000 (Restated)
Fixed rate			
Housing loans/financing	**1,209,462**	826,614	893,148
Hire purchase receivables	**665,656**	403,984	256,681
Micro credit	**1,175**	1,212	1,292
Micro finance	**617,586**	543,425	489,768
Other fixed rate loan/financing	**11,592,118**	11,875,867	11,522,084
Variable rate			
Base lending rate-plus	**7,618,020**	6,875,147	5,456,476
Cost-plus	**69,468**	82,490	91,861
	21,773,485	20,608,739	18,711,310

(d) Loans, advances and financing by sector

	GROUP/BANK		
	31.12.2016 RM'000	31.12.2015 RM'000 (Restated)	1.1.2015 RM'000 (Restated)
Purchase of residential property	**8,907,978**	7,780,576	6,429,964
Finance, insurance and business services	**87,167**	96,722	96,866
Purchase of securities	**208,970**	961	964
Purchase of transport vehicles	**722,115**	473,694	337,697
Consumer durables	**2,119**	2,095	2,067
Consumption credit	**10,769,454**	11,320,018	11,017,180
Credit cards	**456,921**	390,036	335,512
Micro credit	**1,175**	1,212	1,292
Micro finance	**617,586**	543,425	489,768
	21,773,485	20,608,739	18,711,310

NOTES TO THE FINANCIAL STATEMENTS

6. LOANS, ADVANCES AND FINANCING (CONTINUED)

(e) Loans, advances and financing spread by geographical area

	GROUP/BANK		
	31.12.2016 RM'000	31.12.2015 RM'000 (Restated)	1.1.2015 RM'000 (Restated)
Kedah/Perlis	**1,220,364**	1,141,271	1,064,633
Penang	**1,371,992**	1,216,210	1,081,731
Perak	**1,810,245**	1,665,910	1,495,679
Selangor	**3,264,327**	2,916,073	2,539,400
Kuala Lumpur	**3,868,735**	4,118,879	3,674,418
Malacca	**1,470,872**	1,338,300	1,184,253
Negeri Sembilan	**1,167,745**	1,062,939	968,736
Johor	**2,115,372**	1,941,941	1,779,719
Pahang	**1,054,607**	962,166	881,830
Kelantan	**1,148,512**	1,100,757	1,072,541
Terengganu	**940,510**	903,981	866,707
Sarawak	**1,037,066**	987,348	917,390
Sabah	**1,303,138**	1,252,964	1,184,273
	21,773,485	20,608,739	18,711,310

(f) Loans, advances and financing by residual contractual maturity

	GROUP/BANK		
	31.12.2016 RM'000	31.12.2015 RM'000 (Restated)	1.1.2015 RM'000 (Restated)
Maturity within one year	**785,960**	504,888	472,768
More than one year to three years	**527,584**	245,770	264,168
More than three years to five years	**1,001,402**	726,074	900,533
More than five years	**19,458,539**	19,132,007	17,073,841
	21,773,485	20,608,739	18,711,310

7. IMPAIRED LOANS, ADVANCES AND FINANCING

(a) Movement in impaired loans, advances and financing

	GROUP/BANK	
	2016 RM'000	2015 RM'000 (Restated)
At beginning of year	**441,124**	437,037
Classified as impaired during the year	**235,218**	451,072
Reclassified as non-impaired during the year	**(88,888)**	(380,596)
Amount written off	**(34,032)**	(66,389)
At end of year	**553,422**	441,124
Ratio of impaired loans/financing to gross loans/financing	**2.54%**	2.14%

NOTES TO THE FINANCIAL STATEMENTS

7. IMPAIRED LOANS, ADVANCES AND FINANCING (CONTINUED)

(b) Impaired loans, advances and financing by sector

	GROUP/BANK	
	2016 RM'000	2015 RM'000 (Restated)
Finance, insurance and business services	-	83
Purchase of residential property	198,227	179,119
Purchase of securities	15,084	960
Purchase of transport vehicles	18,306	6,701
Consumption credit	183,413	162,700
Consumer durables	2,123	2,048
Micro finance	110,591	81,703
Micro credit	79	73
Credit cards	25,599	7,737
	553,422	441,124

(c) Impaired loans, advances and financing spread by geographical area

	GROUP/BANK	
	2016 RM'000	2015 RM'000 (Restated)
Kedah/Perlis	44,093	37,390
Penang	30,600	26,250
Perak	43,821	32,282
Selangor	77,696	68,542
Kuala Lumpur	151,248	112,735
Malacca	32,923	25,004
Negeri Sembilan	47,087	45,487
Johor	31,235	24,333
Pahang	20,359	16,172
Kelantan	21,496	16,161
Terengganu	17,967	12,158
Sarawak	13,273	9,177
Sabah	21,624	15,433
	553,422	441,124

NOTES TO THE FINANCIAL STATEMENTS

7. IMPAIRED LOANS, ADVANCES AND FINANCING (CONTINUED)

(d) Movement in allowance of impairment for bad and doubtful debts

	GROUP/BANK 2016 RM'000	2015 RM'000 (Restated)
Collective impairment:		
At 1 January		
- as previously reported	**496,165**	458,814
- effect on prior year adjustments (Note 42)	**-**	(920)
At 1 January, restated	**496,165**	457,894
Impairment losses recognised (Note 30)	**412,448**	143,754
Amount written back in respect of recoveries (Note 30)	**(228,239)**	(105,483)
At end of year	**680,374**	496,165
Portfolio impairment allowance as % of gross loans, advances and financing	**3.12%**	2.41%
Portfolio impairment allowance inclusive of regulatory reserve as % of gross loans, advances and financing	**3.73%**	3.04%

Movement in allowance of impairment by loans, advances and financing type

GROUP/BANK	At 1 January 2016 RM'000	Allowance made RM'000	Amount written back in respect recoveries RM'000	At 31 December 2016 RM'000
Collective impairment:				
Housing loans/financing	185,759	110,957	(62,854)	**233,862**
Personal loans/financing	174,588	176,977	(128,531)	**223,034**
Staff loans/financing	800	2,899	(1,157)	**2,542**
Hire purchase receivables	11,718	30,254	(10,065)	**31,907**
Micro credit	23	58	(6)	**75**
Micro finance	95,584	44,276	(11,186)	**128,674**
Credit/charge cards	13,773	45,066	(13,871)	**44,968**
Other term loans/financing	821	1,833	(486)	**2,168**
Revolving credit	13,099	128	(83)	**13,144**
	496,165	412,448	(228,239)	**680,374**

GROUP/BANK	At 1 January 2015 RM'000 (Restated)	Allowance made RM'000	Amount written back in respect recoveries RM'000	At 31 December 2015 RM'000 (Restated)
Collective impairment:				
Housing loans/financing	176,193	66,436	(56,870)	**185,759**
Personal loans/financing	155,775	45,227	(26,414)	**174,588**
Staff loans/financing	469	1,154	(823)	**800**
Hire purchase receivables	6,856	7,699	(2,837)	**11,718**
Micro credit	30	13	(20)	**23**
Micro finance	94,085	11,997	(10,498)	**95,584**
Credit/charge cards	9,406	11,041	(6,674)	**13,773**
Other term loans/financing	963	55	(197)	**821**
Revolving credit	14,117	132	(1,150)	**13,099**
	457,894	143,754	(105,483)	**496,165**

NOTES TO THE FINANCIAL STATEMENTS

8. OTHER ASSETS

	GROUP		BANK	
	2016 RM'000	2015 RM'000	2016 RM'000	2015 RM'000
Interest/Profit receivables	**55,748**	80,384	**54,353**	78,711
Deposits and prepayments	**15,162**	16,128	**15,162**	16,128
Sundry receivables	**324,294**	287,119	**158,500**	146,854
Dividend receivables	**2,641**	2,621	**2,641**	2,621
Due from subsidiaries*	**-**	-	**531**	5,000
Due from associates*	**6,579**	-	**6,579**	-
	404,424	386,252	**237,766**	249,314
Less: Allowance for doubtful debts	**(694)**	(747)	**(694)**	(747)
	403,730	385,505	**237,072**	248,567

* Amounts due from subsidiaries and associates, which represent expenses paid on behalf, are unsecured, interest free and repayable on demand.

9. INVESTMENT IN SUBSIDIARIES

	BANK	
	2016 RM'000	2015 RM'000
Unquoted shares at cost	**53,000**	53,000

Details of subsidiaries are as follows:

Name	Principal activity	Country of incorporation	Percentage of equity held directly	
			2016 %	2015 %
Permodalan BSN Berhad*	Management of Unit Trust Fund	Malaysia	**100**	100
Prudential BSN Takaful Berhad* **(Note 1)**	Management of Takaful Funds	Malaysia	**51**	51

* Audited by other than Auditor General of Malaysia.

Note 1: On 29 June 2006, a Shareholder Agreement was signed between Bank Simpanan Nasional (BSN) and Prudential Corporation Holdings Limited (PCHL). Under the agreement, BSN shall be required to pay to PCHL the sum of RM21 million by end of the first ten financial years being reimbursement of part of premium paid by PCHL subjected to the terms of the agreement. On 23 December 2016, another Shareholder Agreement was signed between BSN and PCHL to supersede the Shareholder Agreement signed on 29 June 2006. Under this agreement, the sum of RM21 million is potentially to be waived by PCHL but subject to Bank Negara Malaysia's approval. The said amount is currently recognised as deferred consideration as disclosed in Note 20.

The table below shows details of the non wholly owned subsidiary of the Group that has material non-controlling interests.

Name of subsidiary	Country of incorporation and principal place of business	Proportion of ownership interest and voting rights held by non-controlling interests		Profit allocated to non-controlling interests		Accumulated non-controlling interests	
		2016 %	2015 %	2016 RM'000	2015 RM'000	2016 RM'000	2015 RM'000
Prudential BSN Takaful Berhad Malaysia	Malaysia	**49**	49	**35,797**	7,138	**156,729**	120,932

NOTES TO THE FINANCIAL STATEMENTS

10. INVESTMENT IN ASSOCIATES

	GROUP		BANK	
	2016 RM'000	2015 RM'000	2016 RM'000	2015 RM'000
Unquoted shares, at cost:				
At beginning of year	**387,675**	387,675	**387,675**	387,675
Additions	**1,250**	-	**1,250**	-
At end of year	**388,925**	387,675	**388,925**	387,675
Add: Group's share of post-acquisition results	**45,465**	42,288	**-**	-
	434,390	429,963	**388,925**	387,675
Less: Accumulated impairment losses	**(199,867)**	(199,867)	**(199,867)**	(199,867)
	234,523	230,096	**189,058**	187,808

	GROUP	
	2016 RM'000	2015 RM'000
Represented by:		
Share of net tangible assets	**234,523**	230,096

Set out below are details of the associates of the Group as at 31 December 2016:

Name of companies	Place of business/ Country of incorporation	Group's Effective Interest 2016 %	2015 %	Principal activity
Direct Associates				
BSNC Corporation (M) Berhad	Malaysia	**41.34**	41.34	Investment holding
Gibraltar BSN Holdings Sdn. Bhd.	Malaysia	**30.00**	30.00	Investment holding
Indirect Associates held through BSNC Corporation (M) Berhad				
BSNC Leasing (M) Sdn. Bhd.	Malaysia	**41.34**	41.34	Leasing and hire purchase
Kasturi Kembara Sdn. Bhd.	Malaysia	**21.08**	21.08	Dormant
Amenity Services Sdn. Bhd. Malaysia	Malaysia	**21.08**	21.08	Dormant
Indirect Associate held through Gibraltar BSN Holdings Sdn. Bhd.				
Gibraltar BSN Life Berhad	Malaysia	**30.00**	**30.00**	Underwriting of life insurance business including investment-linked business

NOTES TO THE FINANCIAL STATEMENTS

10. INVESTMENT IN ASSOCIATES (CONTINUED)

The following table summarises the information of the Group's associates, adjusted for any differences in accounting policies and reconciles the information to the carrying amount of the Group's interest in the associates.

GROUP		2016	
	Gibraltar BSN Holdings Sdn Bhd RM'000	*Other immaterial associates* RM'000	Total RM'000
Summarised financial information			
Total assets	**2,313,779**	**158,727**	**2,472,506**
Total liabilities	**1,811,087**	**57,121**	**1,868,208**
Net assets	**502,692**	**101,606**	**604,298**
Total comprehensive income	**5,404**	**4,205**	**9,609**
Included in the total comprehensive income is:			
Revenue	**397,946**	**13,927**	**411,873**
Reconciliation of net assets to carry amount as at 31 December			
Group's share of net assets	**150,807**	**42,004**	**192,811**
Elimination of unrealised profit	**1,995**	**39,717**	**41,712**
Carrying amount in the statement of financial position	**152,802**	**81,721**	**234,523**
Group's share of results for the year ended 31 December			
Group's share of total comprehensive income	**1,439**	**1,738**	**3,177**

GROUP		2015	
	Gibraltar BSN Holdings Sdn Bhd RM'000	*Other immaterial associates* RM'000	Total RM'000
Summarised financial information			
Total assets	2,318,531	161,782	2,480,313
Total liabilities	1,821,243	62,278	1,883,521
Net assets	497,288	99,504	596,792
Total comprehensive (loss)/income	(13,975)	7,360	(6,615)
Included in the total comprehensive (loss)/income is:			
Revenue	394,612	14,846	409,458
Reconciliation of net assets to carry amount as at 31 December			
Group's share of net assets	149,186	41,135	190,321
Elimination of unrealised profit	2,177	37,598	39,775
Carrying amount in the statement of financial position	151,363	78,733	230,096
Group's share of results for the year ended 31 December			
Group's share of total comprehensive (loss)/income	(3,356)	3,043	(313)

11. PROPERTY, PLANT AND EQUIPMENT

GROUP

				Major components		Plant and equipment				Work in progress		Renovations		
COST	**NOTE**	**Land RM'000**	**Buildings RM'000**	**Lift RM'000**	**Aircond RM'000**	**Source Bank RM'000**	**Source grant RM'000**	**Fixtures and fittings RM'000**	**Motor vehicles RM'000**	**Source Bank RM'000**	**Source grant RM'000**	**Source Bank RM'000**	**Source grant RM'000**	**Total RM'000**
As at 1 January 2015		13,413	204,705	3,662	4,233	433,605	1,336	92,877	28,679	48,240	55,901	247,144	844	1,134,639
Addition		-	-	-	-	36,330	2,158	18,567	2,156	51,565	15,681	38,602	6	165,065
Disposals		-	-	-	-	(5)	-	-	(455)	-	-	-	-	(460)
Write-off		-	(567)	-	-	(4,241)	-	(13,582)	(1,082)	-	-	(4,468)	-	(23,940)
Adjustments		-	-	-	-	1,585	(1,555)	3,007	-	(12,264)	1,906	7,417	(506)	(410)
Reclassification to intangible assets	14	-	-	-	-	(10,663)	-	-	-	(1,508)	-	(1,508)	-	(10,663)
Capitalisation		-	-	-	-	-	-	-		(13,038)	-	-	-	(13,038)
As at 31 December 2015/ As at 1 January 2016		13,413	204,138	3,662	4,233	456,611	1,939	100,869	29,298	72,995	73,488	290,203	344	1,251,193
Addition		-	-	-	-	45,788	4,059	19,074	2,987	66,006	9,442	41,100	-	188,456
Disposals		-	(133)	-	-	(4,556)	-	(25)	(2,065)	-	-	(1,115)	-	(7,894)
Write-off*		-	(11)	-	-	(36,749)	-	(5,794)	(140)	-	-	(487)	-	(43,181)
Adjustments		-	54,453	-	-	13,451	29,020	7,053	-	(68,804)	(29,020)	(7,130)	-	(977)
Transfer from investment property	12	-	14,837	484	2,147	-	-	-	-	-	-	-	-	17,468
Transfer to intangible assets	14	-	-	-	-	-	-	-	-	(7,634)	-	-	-	(7,634)
As at 31 December 2016		**13,413**	**273,284**	**4,146**	**6,380**	**474,545**	**35,018**	**121,177**	**30,080**	**62,563**	**53,910**	**322,571**	**344**	**1,397,431**

* Significant write-off amounts due to rebranding purposes.

11. PROPERTY, PLANT AND EQUIPMENT (CONTINUED)

GROUP

ACCUMULATED DEPRECIATION AND IMPAIRMENT	NOTE	Land RM'000	Buildings RM'000	Major components: Lift RM'000	Major components: Aircond RM'000	Plant and equipment: Source Bank RM'000	Plant and equipment: Source grant RM'000	Fixtures and fittings RM'000	Motor vehicles RM'000	Work in progress: Source Bank RM'000	Work in progress: Source grant RM'000	Renovations: Source Bank RM'000	Renovations: Source grant RM'000	Total RM'000
As at 1 January 2015														
Accumulated depreciation		-	79,328	1,927	3,013	352,185	1,163	54,196	13,690	-	-	125,930	358	631,790
Accumulated impairment loss		-	-	-	-	-	-	-	-	-	-	-	-	-
		-	79,328	1,927	3,013	352,185	1,163	54,196	13,690	-	-	125,930	358	631,790
Charge for the year	29	-	4,088	149	240	31,130	210	9,145	2,735	-	-	32,367	51	80,115
Impairment loss		-	929	-	-	-	-	-	-	-	-	-	-	929
Disposals		-	-	-	-	(4)	-	-	(359)	-	-	-	-	(363)
Write-off		-	(230)	-	-	(4,004)	-	(8,447)	(884)	-	-	(3,576)	-	(17,141)
Adjustments		-	-	-	-	1	8	465	-	-	-	(285)	(228)	(39)
Reclassification to intangible assets	14	-	-	-	-	(7,715)	-	-	-	-	-	-	-	(7,715)
As at 31 December 2015/ As at 1 January 2016														
Accumulated depreciation		-	83,186	2,076	3,253	371,593	1,381	55,359	15,182	-	-	154,436	181	686,647
Accumulated impairment loss		-	929	-	-	-	-	-	-	-	-	-	-	929
		-	84,115	2,076	3,253	371,593	1,381	55,359	15,182	-	-	154,436	181	6 87,576
Charge for the year	29	-	4,382	167	343	33,607	5,099	12,677	2,872	-	-	36,977	52	96,176
Disposals		-	(51)	-	-	(4,228)	-	(7)	(1,753)	-	-	(44)	-	(6,083)
Write-off*		-	(4)	-	-	(36,238)	-	(5,226)	(85)	-	-	(389)	-	(41,942)
Adjustments		-	-	-	-	33	-	1,937	(5)	-	-	(2,146)	-	(181)
Transfer from investment property	12	-	4,953	244	1,300	-	-	-	-	-	-	-	-	6,497
As at 31 December 2016														
Accumulated depreciation		-	92,466	2,487	4,896	364,767	6,480	64,740	16,211	-	-	188,834	233	741,114
Accumulated impairment loss		-	929	-	-	-	-	-	-	-	-	-	-	929
		-	93,395	2,487	4,896	364,767	6,480	64,740	16,211	-	-	188,834	233	742,043

* Significant write-off amounts due to rebranding purposes.

GROUP

CARRYING AMOUNTS	Land RM'000	Buildings RM'000	Major components: Lift RM'000	Major components: Aircond RM'000	Plant and equipment: Source Bank RM'000	Plant and equipment: Source grant RM'000	Fixtures and fittings RM'000	Motor vehicles RM'000	Work in progress: Source Bank RM'000	Work in progress: Source grant RM'000	Renovations: Source Bank RM'000	Renovations: Source grant RM'000	Total RM'000
As at 1 January 2015	13,413	125,377	1,735	1,220	81,420	173	38,681	14,989	48,240	55,901	121,214	486	502,849
As at 31 December 2015	13,413	120,023	1,586	980	85,018	558	45,510	14,116	72,995	73,488	135,767	163	563,617
As at 31 December 2016	**13,413**	**179,889**	**1,659**	**1,484**	**109,778**	**28,538**	**56,437**	**13,869**	**62,563**	**53,910**	**133,737**	**111**	**655,388**

11. PROPERTY, PLANT AND EQUIPMENT (CONTINUED)

BANK

COST	NOTE	Land RM'000	Buildings RM'000	Major components: Lift RM'000	Major components: Aircond RM'000	Plant and equipment: Source Bank RM'000	Plant and equipment: Source grant RM'000	Fixtures and fittings RM'000	Motor vehicles RM'000	Work in progress: Source Bank RM'000	Work in progress: Source grant RM'000	Renovations: Source Bank RM'000	Renovations: Source grant RM'000	Total RM'000
As at 1 January 2015		13,413	201,740	3,662	4,233	417,598	1,336	90,047	27,205	43,265	55,901	235,961	844	1,095,205
Addition		-	-	-	-	35,824	2,158	18,409	1,530	39,240	15,681	38,602	6	151,450
Disposals		-	-	-	-	-	-	-	(455)	-	-	-	-	(455)
Write-off		-	(567)	-	-	(4,241)	-	(13,582)	(1,082)	-	-	(4,468)	-	(23,940)
Adjustments		-	-	-	-	1,585	(1,555)	3,007	-	(12,264)	1,906	7,417	(506)	(410)
As at 31 December 2015/ As at 1 January 2016		13,413	201,173	3,662	4,233	450,766	1,939	97,881	27,198	70,241	73,488	277,512	344	1,221,850
Addition		-	-	-	-	44,929	4,059	18,188	2,052	50,603	9,442	40,430	-	169,703
Disposals		-	(133)	-	-	(4,556)	-	(25)	(1,266)	-	-	(1,115)	-	(7,092)
Write-off*		-	(11)	-	-	(36,749)	-	(5,794)	(140)	-	-	(487)	-	(43,181)
Adjustments		-	54,453	-	-	13,451	29,020	7,053	-	(68,804)	(29,020)	(7,130)	-	(977)
Transfer from investment property	12	-	14,837	484	2,147	-	-	-	-	-	-	-	-	17,468
As at 31 December 2016		**13,413**	**270,319**	**4,146**	**6,380**	**467,841**	**35,018**	**117,306**	**27,844**	**52,040**	**53,910**	**309,210**	**344**	**1,357,771**

* Significant write-off amounts due to rebranding purposes.

11. PROPERTY, PLANT AND EQUIPMENT (CONTINUED)

BANK

ACCUMULATED DEPRECIATION AND IMPAIRMENT	NOTE	Land RM'000	Buildings RM'000	Major components: Lift RM'000	Major components: Aircond RM'000	Plant and equipment: Source Bank RM'000	Plant and equipment: Source grant RM'000	Fixtures and fittings RM'000	Motor vehicles RM'000	Work in progress: Source Bank RM'000	Work in progress: Source grant RM'000	Renovations: Source Bank RM'000	Renovations: Source grant RM'000	Total RM'000
As at 1 January 2015														
Accumulated depreciation		-	78,930	1,927	3,013	339,370	1,163	53,079	12,907	-	-	120,671	358	611,418
Accumulated impairment loss		-	-	-	-	-	-	-	-	-	-	-	-	-
		-	78,930	1,927	3,013	339,370	1,163	53,079	12,907	-	-	120,671	358	611,418
Charge for the year	29	-	4,029	149	240	30,933	210	8,845	2,397	-	-	30,486	51	77,340
Impairment loss		-	929	-	-	-	-	-	-	-	-	-	-	929
Disposals		-	-	-	-	-	-	-	(359)	-	-	-	-	(359)
Write-off		-	(230)	-	-	(4,004)	-	(8,447)	(884)	-	-	(3,576)	-	(17,141)
Adjustments		-	-	-	-	1	8	465	-	-	-	(285)	(228)	(39)
As at 31 December 2015/ As at 1 January 2016														
Accumulated depreciation		-	82,729	2,076	3,253	366,300	1,381	53,942	14,061	-	-	147,296	181	671,219
Accumulated impairment loss		-	929	-	-	-	-	-	-	-	-	-	-	929
		-	83,658	2,076	3,253	366,300	1,381	53,942	14,061	-	-	147,296	181	672,148
Charge for the year	29	-	4,323	167	343	33,257	5,099	12,314	2,380	-	-	35,063	52	92,998
Disposals		-	(51)	-	-	(4,228)	-	(6)	(954)	-	-	(44)	-	(5,283)
Write-off*		-	(4)	-	-	(36,238)	-	(5,226)	(85)	-	-	(389)	-	(41,942)
Adjustments		-	-	-	-	24	-	1,842	-	-	-	(2,046)	-	(180)
Transfer from investment property	12	-	4,953	244	1,300	-	-	-	-	-	-	-	-	6,497
As at 31 December 2016														
Accumulated depreciation		-	91,950	2,487	4,896	359,115	6,480	62,866	15,402	-	-	179,880	233	723,309
Accumulated impairment loss		-	929	-	-	-	-	-	-	-	-	-	-	929
		-	92,879	2,487	4,896	359,115	6,480	62,866	15,402	-	-	179,880	233	724,238

* Significant write-off amounts due to rebranding purposes.

BANK

CARRYING AMOUNTS	Land RM'000	Buildings RM'000	Major components: Lift RM'000	Major components: Aircond RM'000	Plant and equipment: Source Bank RM'000	Plant and equipment: Source grant RM'000	Fixtures and fittings RM'000	Motor vehicles RM'000	Work in progress: Source Bank RM'000	Work in progress: Source grant RM'000	Renovations: Source Bank RM'000	Renovations: Source grant RM'000	Total RM'000
As at 1 January 2015	13,413	122,810	1,735	1,220	78,228	173	36,968	14,298	43,265	55,901	115,290	486	483,787
As at 31 December 2015	13,413	117,515	1,586	980	84,466	558	43,939	13,137	70,241	73,488	130,216	163	549,702
As at 31 December 2016	**13,413**	**177,440**	**1,659**	**1,484**	**108,726**	**28,538**	**54,440**	**12,442**	**52,040**	**53,910**	**129,330**	**111**	**633,533**

NOTES TO THE FINANCIAL STATEMENTS

12. INVESTMENT PROPERTIES

GROUP/BANK	NOTE	Land RM'000	Buildings RM'000	Major Components Lift RM'000	Major Components Aircond RM'000	Total RM'000
COST						
As at 1 January 2015		873	25,586	820	3,639	30,918
Write-off		-	(439)	-	-	(439)
As at 31 December 2015/ As at 1 January 2016		873	25,147	820	3,639	30,479
Transfer to property, plant and equipment	11	-	(14,837)	(484)	(2,147)	(17,468)
Transfer to leasehold land	13	(515)	-	-	-	(515)
As at 31 December 2016		**358**	**10,310**	**336**	**1,492**	**12,496**
ACCUMULATED DEPRECIATION						
As at 1 January 2015		272	8,030	384	2,029	10,715
Charge for the year	29	9	503	31	174	717
Write-off		-	(138)	-	-	(138)
As at 31 December 2015/ As at 1 January 2016		281	8,395	415	2,203	11,294
Charge for the year	29	5	206	13	71	295
Transfer to property, plant and equipment	11	-	(4,953)	(244)	(1,300)	(6,497)
Transfer to leasehold land	13	(166)	-	-	-	(166)
As at 31 December 2016		**120**	**3,648**	**184**	**974**	**4,926**
CARRYING AMOUNTS						
As at 1 January 2015		601	17,556	436	1,610	20,203
As at 31 December 2015		592	16,752	405	1,436	19,185
As at 31 December 2016		**238**	**6,662**	**152**	**518**	**7,570**

The land and buildings of the Group and Bank were revalued on the open market value basis as of 12 March 2015 based on Professional Valuations. The Bank has a policy to revalue every 3 years.

	GROUP/BANK 2016 RM'000	GROUP/BANK 2015 RM'000
The following are recognised in profit or loss in respect of investment properties:		
Rental income	**836**	903
Direct operating expenses	**(325)**	(548)

Fair Value Information

Fair value of investment properties is categorised as follows:

GROUP/BANK As at 31 December 2015/As at 31 December 2016	Level 3 RM'000
Investment properties	
Land and buildings	**43,800**

Level 3 fair value

Level 3 fair value of investment properties is determined by external, independent property valuers, having appropriate recognised professional qualifications and recent experiences in the location and category of property by value. Changes in level 3 fair values are analysed by the management annually while valuation reports will be obtained every 3 years from the valuation company according to the Bank's policy.

NOTES TO THE FINANCIAL STATEMENTS

13. PREPAID LEASE PAYMENTS

GROUP	NOTE	Leasehold land RM'000	Total RM'000
COST			
As at 1 January 2015/ As at 31 December 2015/1 January 2016		101,313	101,313
Transfer from investment property	12	515	515
Disposal		(2)	(2)
As at 31 December 2016		**101,826**	**101,826**
ACCUMULATED AMORTISATION			
As at 1 January 2015		20,822	20,822
Charge for the year	29	1,084	1,084
As at 31 December 2015/1 January 2016		21,906	21,906
Charge for the year	29	1,091	1,091
Transfer from investment property	12	166	166
Disposals		(2)	(2)
As at 31 December 2016		**23,161**	**23,161**
CARRYING AMOUNT			
As at 1 January 2015		80,491	80,491
As at 31 December 2015		79,407	79,407
As at 31 December 2016		**78,665**	**78,665**

BANK	NOTE	Leasehold land RM'000	Total RM'000
COST			
As at 1 January 2015/As at 31 December 2015/1 January 2016		100,235	100,235
Transfer from investment property	12	515	515
Disposal		(2)	(2)
As at 31 December 2016		**100,748**	**100,748**
ACCUMULATED AMORTISATION			
As at 1 January 2015		20,665	20,665
Charge for the year	29	1,062	1,062
As at 31 December 2015/1 January 2016		21,727	21,727
Charge for the year	29	1,069	1,069
Transfer from investment property	12	166	166
Disposals		(2)	(2)
As at 31 December 2016		**22,960**	**22,960**
CARRYING AMOUNT			
As at 1 January 2015		79,570	79,570
As at 31 December 2015		78,508	78,508
As at 31 December 2016		**77,788**	**77,788**

NOTES TO THE FINANCIAL STATEMENTS

13. PREPAID LEASE PAYMENTS (CONTINUED)

The unexpired lease terms of the leasehold land are as follows:

	GROUP		BANK	
	2016 RM'000	2015 RM'000	2016 RM'000	2015 RM'000
Leasehold land with unexpired lease period of less than 50 years	**39**	40	**39**	40
Leasehold land with unexpired lease period of more than 50 years	**78,626**	79,367	**77,749**	78,468
	78,665	79,407	**77,788**	78,508

14. INTANGIBLE ASSETS

GROUP	NOTE	Computer software and license RM'000	Total RM'000
COST			
As at 1 January 2015		-	-
Addition		993	993
Reclassification from property, plant and equipment	11	10,663	10,663
Capitalisation		13,038	13,038
As at 31 December 2015/1 January 2016		24,694	24,694
Addition		54	54
Transfer from property, plant and equipment	11	7,634	7,634
As at 31 December 2016		**32,382**	**32,382**
ACCUMULATED DEPRECIATION			
As at 1 January 2015		-	-
Amortisation for the year	29	2,873	2,873
Reclassification from property, plant and equipment	11	7,715	7,715
As at 31 December 2015/1 January 2016		10,588	10,588
Amortisation for the year	29	6,056	6,056
As at 31 December 2016		**16,644**	**16,644**
CARRYING AMOUNT			
As at 1 January 2015		-	-
As at 31 December 2015		**14,106**	**14,106**
As at 31 December 2016		**15,738**	**15,738**

NOTES TO THE FINANCIAL STATEMENTS

15. DEPOSITS FROM CUSTOMERS AND INVESTMENT ACCOUNTS OF CUSTOMERS

Deposits from customers

(a) Deposits from customers by type of deposits

	GROUP		BANK	
	2016 RM'000	2015 RM'000	2016 RM'000	2015 RM'000
Savings deposit	**8,653,124**	8,158,270	**8,653,124**	8,158,270
Fixed deposit	**11,908,585**	14,553,590	**11,911,614**	14,556,571
Wholesales deposit				
Money market deposit	**850,000**	1,200,000	**850,000**	1,200,000
Others	**360,039**	3,222	**360,039**	3,222
	21,771,748	23,915,082	**21,774,777**	23,918,063

(b) Deposits from customers by type of customers

	GROUP		BANK	
	2016 RM'000	2015 RM'000	2016 RM'000	2015 RM'000
Government and statutory bodies	**3,544,802**	3,800,482	**3,544,802**	3,800,482
Business enterprises	**5,957,667**	9,378,858	**5,960,696**	9,381,839
Individual investment deposits	**11,901,300**	10,703,965	**11,901,300**	10,703,965
Others	**367,979**	31,777	**367,979**	31,777
	21,771,748	23,915,082	**21,774,777**	23,918,063

(c) The maturity structure of fixed deposits

	GROUP		BANK	
	2016 RM'000	2015 RM'000	2016 RM'000	2015 RM'000
Due within six months	**7,221,527**	11,329,096	**7,224,556**	11,332,077
More than six months to one year	**3,824,930**	2,553,697	**3,824,930**	2,553,697
More than one year to three years	**730,889**	585,713	**730,889**	585,713
More than three years to five years	**131,239**	85,084	**131,239**	85,084
	11,908,585	14,553,590	**11,911,614**	14,556,571

Investment accounts of customers

	GROUP/BANK	
	2016 RM'000	2015 RM'000
Unrestricted investment accounts	**2,890,259**	2,928,779

NOTES TO THE FINANCIAL STATEMENTS

16. DEPOSITS AND PLACEMENTS OF BANKS AND OTHER FINANCIAL INSTITUTIONS

	GROUP/BANK	
	2016 RM'000	2015 RM'000
Other financial institutions	**1,233,491**	741,810

The maturity structure of deposits and placements of banks and other financial institutions

	GROUP/BANK	
	2016 RM'000	2015 RM'000
Due within six months	**1,069,701**	717,804
More than six months to one year	**163,790**	24,006
	1,233,491	741,810

17. DEFERRED INCOME

	GROUP/BANK	
	2016 RM'000	2015 RM'000
Government grant:		
COST		
At beginning of year	**445,600**	445,600
Add: Grant received from Government	**20,000**	-
At end of year	**465,600**	445,600
ACCUMULATED AMORTISATION		
At beginning of year	**6,058**	54,386
Grant asset amortisation expenses for the year	**5,159**	287
Other utilisations of grant	**13,360**	11,385
Total amortisation/utilisation (Note 27)	**18,519**	11,672
At end of year	**84,577**	66,058
CARRYING AMOUNT	**381,023**	379,542

17. DEFERRED INCOME (CONTINUED)

GROUP/BANK
As at 31 December 2016

Type of Scheme Fund	Objective & Purposes	Source	Date Received	Tenure	BSN's Role	Outstanding Loan/Financing RM'000	Outreach Achievement (No. of A/C) Nil	Fund Available RM'000	Amount Received RM'000
Development grant under 9th Malaysia Plan	To finance the upgrading of the Bank's information technology infrastructure	MOF*	6 October 2008 & 24 December 2014	Nil	Agent for the Government	-	Nil	25,701	95,600
Creative Industry Fund	To provide loans for the production, asset acquisition and other activities which are related to the commercialisation of the creative industry. The Government imposed a 1% finance charge per annum on the interest revenue generated from loans disbursed under the Fund	MOF*	13 January 2010	Nil	Agent for the Government	68,635	61	185,322	200,000
Chinese New Village Scheme Fund	To provide part financing of personal loan for the payment of land premium	MOF*	28 June 2011, 12 April 2012, 27 February 2014 & 29 April 2016	Nil	Agent for the Government	121,109	6,090	120,000	120,000
Estate Workers Housing Scheme Fund	To provide part financing of estate workers housing loan	MOF*	24 August 2011 & 6 April 2012	Nil	Agent for the Government	2,961	81	50,000	50,000
								381,023	**465,600**

* Ministry of Finance

17. DEFERRED INCOME (CONTINUED)

GROUP/BANK
As at 31 December 2015

Type of Scheme Fund	Objective & Purposes	Source	Date Received	Tenure	BSN's Role	Outstanding Loan/Financing RM'000	Outreach Achievement (No. of A/C) Nil	Fund Available RM'000	Amount Received RM'000
Development grant under 9th Malaysia Plan	To finance the upgrading of the Bank's information technology infrastructure	MOF*	6 October 2008 & 24 December 2014	Nil	Agent for the Government	-	Nil	44,682	95,600
Creative Industry Fund	To provide loans for the production, asset acquisition and other activities which are related to the commercialisation of the creative industry. The Government imposed a 1% finance charge per annum on the interest revenue generated from loans disbursed under the Fund	MOF*	13 January 2010	Nil	Agent for the Government	75,755	66	184,860	200,000
Chinese New Village Scheme Fund	To provide part financing of personal loan for the payment of land premium	MOF*	28 June 2011, 12 April 2012 & 27 February 2014	Nil	Agent for the Government	93,382	4,758	100,000	100,000
Estate Workers Housing Scheme Fund	To provide part financing of personal loan for the payment of land premium	MOF*	24 August 2011 & 6 April 2012	Nil	Agent for the Government	2,723	78	50,000	50,000
								379,542	**445,600**

* Ministry of Finance

NOTES TO THE FINANCIAL STATEMENTS

18. RETIREMENT BENEFIT OBLIGATIONS

	GROUP/BANK	
	2016	2015
	RM'000	RM'000
Post-retirement medical benefits	**156,599**	148,256
Retirement/gratuity benefits	**268,032**	255,819
Other long-term employee benefits	**2,938**	2,747
	427,569	406,822

	GROUP/BANK	
	2016	2015
	RM'000	RM'000
Charge to profit or loss (Note 28):		
Post-retirement medical benefits	**9,675**	9,529
Retirement/gratuity benefits	**25,000**	25,748
Other long-term employee benefits	**790**	1,781
	35,465	37,058

(a) Post-retirement medical benefits

The Group and the Bank operate an unfunded post employment medical benefit scheme for eligible employees. Employees of the Bank who were hired before 1 July 2003 and all retirees from this group are eligible for this scheme. The latest actuarial valuation was undertaken on 31 December 2014 by Actuarial Partners Consulting Sdn. Bhd.

The amounts recognised in the statements of financial position were determined as follows:

	GROUP/BANK	
	2016	2015
	RM'000	RM'000
Present value of unfunded obligations	**156,599**	148,256

Movement in the present value of unfunded benefit obligation is as follows:

	GROUP/BANK	
	2016	2015
	RM'000	RM'000
At beginning of year	**148,256**	139,813
Current service cost	**820**	1,173
Interest cost	**8,855**	8,356
Benefits paid	**(1,332)**	(1,086)
At end of year	**156,599**	148,256

The amount recognised in profit or loss is as follows:

	GROUP/BANK	
	2016	2015
	RM'000	RM'000
Current service cost	**820**	1,173
Interest cost	**8,855**	8,356
Net benefit expense, included in personnel expenses (Note 28)	**9,675**	9,529

NOTES TO THE FINANCIAL STATEMENTS

18. RETIREMENT BENEFIT OBLIGATIONS (CONTINUED)

(a) Post-retirement medical benefits (continued)

Actuarial assumptions:

	GROUP/BANK	
	2016	2015
	%	%
Discount rate	**6**	6
Medical inflation - Inpatient	**5.5**	5.5
Medical inflation - Outpatient	**9.8**	9.8

Assumptions regarding future mortality are in line wih standard approach for Malaysia, based on Malaysia Ordinary insured 1999-2003 (M9903 Tables). All employees are assumed to retire at age 60.

The sensitivity analysis of the defined benefit obligation to changes in the weighted principal assumptions is as follows:

	GROUP/BANK			
	2016 Sensitivity		2015 Sensitivity	
	+1.5%	+1%	-1.5%	+1%
	RM'000	RM'000	RM'000	RM'000
Impact on defined benefit obligation:				
Discount rate	**(28,757)**	**37,810**	(28,071)	37,155
Medical inflation rate	**41,546**	**(32,267)**	38,935	(30,262)

(b) Retirement/Gratuity benefits

The Group and the Bank operate an unfunded gratuity benefit scheme for eligible employees. The scheme was established effective 1 April 2013.

Under the scheme, the eligible employees are entitled to compensation based on last drawn salary and years of service with the Bank upon their retirement. The latest actuarial valuation was undertaken on 31 December 2014 by Actuarial Partners Consulting Sdn. Bhd.

The amounts recognised in the statements of financial position were determined as follows:

	GROUP/BANK	
	2016	2015
	RM'000	RM'000
Present value of unfunded obligations	**268,032**	255,819

Movement in the present value of unfunded benefit obligation is as follows:

	GROUP/BANK	
	2016	2015
	RM'000	RM'000
At beginning of year	**255,819**	235,184
Current service cost	**10,493**	12,372
Interest cost	**14,507**	13,376
Benefits paid	**(12,787)**	(5,113)
At end of year	**268,032**	255,819

NOTES TO THE FINANCIAL STATEMENTS

18. RETIREMENT BENEFIT OBLIGATIONS (CONTINUED)

(b) Retirement/Gratuity benefits (continued)

The amount recognised in profit or loss is as follows:

	GROUP/BANK	
	2016	2015
	RM'000	RM'000
Current service cost	**10,493**	12,372
Interest cost	**14,507**	13,376
Net benefit expense, included in personnel expenses (Note 28)	**25,000**	25,748

Actuarial assumptions:

	GROUP/BANK	
	2016	2015
	%	%
Discount rate	**5.75**	5.75
Salary increment rate	**5**	5

The sensitivity analysis of the defined benefit obligation to changes in the weighted principal assumptions is as follows:

	GROUP/BANK			
	2016 Sensitivity		2015 Sensitivity	
	-1.5%	+1%	-1.5%	+1%
	RM'000	RM'000	RM'000	RM'000
Impact on defined benefit obligation:				
Discount rate	**51,489**	**-**	50,133	-
Salary increment rate	**-**	**42,002**	-	37,519

(c) Other long-term employee benefits

Eligible employees of the Group and the Bank are entitled to cash compensation based on their unutilised annual leave accumulated upon their retirement.

The amounts recognised in the statements of financial position were determined as follows:

	GROUP/BANK	
	2016	2015
	RM'000	RM'000
Present value of other long-term employee benefits	**2,938**	2,747

Movement in the present value of other long-term employee benefits is as follows:

	GROUP/BANK	
	2016	2015
	RM'000	RM'000
At beginning of year	**2,747**	1,514
Current service cost	**632**	1,693
Interest cost	**158**	88
Benefits paid	**(599)**	(548)
At end of year	**2,938**	2,747

NOTES TO THE FINANCIAL STATEMENTS

18. RETIREMENT BENEFIT OBLIGATIONS (CONTINUED)

(c) Other long-term employee benefits (continued)

The amount recognised in profit or loss is as follows:

	GROUP/BANK	
	2016 RM'000	2015 RM'000
Current service cost	**632**	1,693
Interest cost	**158**	88
Net benefit expense, included in personnel expenses (Note 28)	**790**	1,781

Actuarial assumptions:

	GROUP/BANK	
	2016 %	2015 %
Discount rate	**5.75**	5.75
Salary increment rate	**5**	5

19. BORROWINGS AND FINANCING FROM INSTITUTIONS

	GROUP/BANK	
	2016 RM'000	2015 RM'000
Borrowing from Bank Negara Malaysia	**51,362**	31,238

The borrowing is granted by Bank Negara Malaysia for the purpose of financing the Micro Financing Loan called Teman Mesra. The borrowing bears a fixed interest at 1.5% per annum and is payable semi-annually in June and December each year with the maximum financing tenure of 5 years.

20. OTHER LIABILITIES

	GROUP		BANK	
	2016 RM'000	2015 RM'000	2016 RM'000	2015 RM'000
Interest payable	**193,048**	160,144	**193,048**	160,144
Sundry payables	**308,128**	530,192	**155,052**	377,201
Deferred consideration*	**21,000**	21,000	**21,000**	21,000
Accruals	**71,424**	68,779	**17,244**	29,743
Advanced loan repayment	**203,310**	172,141	**203,310**	172,141
Profit equalisation reserve (Note 38 (i))	**-**	7,425	**-**	7,425
Dividend on Premium Savings Certificates payable	**50,765**	60,428	**50,765**	60,428
	847,675	1,020,109	**640,419**	828,082

* Deferred consideration represents amount payable to a third party relating to the acquisition of a subsidiary, i.e. Prudential BSN Takaful Berhad, as mentioned in Note 9.

NOTES TO THE FINANCIAL STATEMENTS

21. TAX RECOVERABLE AND PROVISION FOR ZAKAT

	GROUP		BANK	
	2016 RM'000	2015 RM'000 (Restated)	2016 RM'000	2015 RM'000 (Restated)
At 1 January, previously reported				
- tax recoverable	**(143,168)**	(112,553)	**(131,114)**	(112,366)
- zakat	**3,696**	4,408	**3,696**	4,408
Payment made during the year:				
- tax	**(56,529)**	(111,612)	**(45,258)**	(82,873)
- zakat	**(4,735)**	(5,412)	**(2,334)**	(3,712)
Under provision in previous year (Note 32)	**6,073**	11,015	**6,517**	7,268
Provision for the year:				
- tax (Note 32)	**61,702**	69,982	**45,997**	56,857
- zakat	**5,401**	4,700	**3,000**	3,000
At end of year:				
- tax recoverable	**(131,922)**	(143,168)	**(123,858)**	(131,114)
- zakat	**4,362**	3,696	**4,362**	3,696
Tax recoverable and provision for zakat	**(127,560)**	(139,472)	**(119,496)**	(127,418)

NOTES TO THE FINANCIAL STATEMENTS

22. DEFERRED TAX ASSETS/(LIABILITIES)

Deferred tax assets and liabilities are offset when there is a legally enforceable right to set-off current tax assets against current tax liabilities and when they relate to income taxes levied by the same authority on the same entity, or on different tax entities, but they intend to settle their current tax assets and liabilities on a net basis. The components of deferred tax assets and liabilities are attributable to the following:

GROUP

	DEFERRED TAX ASSETS		DEFERRED TAX LIABILITIES		NET TOTAL	
	2016 RM'000	2015 RM'000	2016 RM'000	2015 RM'000	2016 RM'000	2015 RM'000
Property, plant and equipment	**-**	-	**(9,599)**	(12,406)	**(9,599)**	(12,406)
Securities available-for-sale	**14,423**	19,528	**-**	-	**14,423**	19,528
Retirement benefit obligations	**84,029**	79,050	**-**	-	**84,029**	79,050
Other liabilities and provisions	**4,980**	9,707	**-**	-	**4,980**	9,707
Tax assets/(liabilities)	**103,432**	108,285	**(9,599)**	(12,406)	**93,833**	95,879
Set off of tax	**(9,599)**	(12,406)	**9,599**	12,406	**-**	-
Net tax assets	**93,833**	95,879	**-**	-	**93,833**	95,879

BANK

	DEFERRED TAX ASSETS		DEFERRED TAX LIABILITIES		NET TOTAL	
	2016 RM'000	2015 RM'000	2016 RM'000	2015 RM'000	2016 RM'000	2015 RM'000
Property, plant and equipment	**-**	-	**(9,599)**	(12,406)	**(9,599)**	(12,406)
Securities available-for-sale	**14,423**	19,528	**-**	-	**14,423**	19,528
Retirement benefit obligations	**84,029**	79,050	**-**	-	**84,029**	79,050
Other liabilities and provisions	**4,235**	8,825	**-**	-	**4,235**	8,825
Tax assets/(liabilities)	**102,687**	107,403	**(9,599)**	(12,406)	**93,088**	94,997
Set off of tax	**(9,599)**	(12,406)	**9,599**	12,406	**-**	-
Net tax assets	**93,088**	94,997	**-**	-	**93,088**	94,997

22. DEFERRED TAX ASSETS/(LIABILITIES) (CONTINUED)

GROUP

	As at 1 January 2015 RM'000	Recognised in profit or loss (Note 32) RM'000	Recognised in other comprehensive income RM'000	As at 31 December 2015/ 1 January 2016 RM'000	Recognised in profit or loss (Note 32) RM'000	Recognised in other comprehensive income RM'000	As at 31 December 2016 RM'000
Property, plant and equipment	(23,938)	11,532	-	(12,406)	2,807	-	**(9,599)**
Securities available-for-sale	21,884	-	(2,356)	19,528	-	(5,105)	**14,423**
Retirement benefit obligations	74,765	4,285	-	79,050	4,979	-	**84,029**
Other liabilities and provisions	25,035	(15,328)	-	9,707	(4,727)	-	**4,980**
	97,746	489	(2,356)	95,879	3,059	(5,105)	**93,833**

BANK

	As at 1 January 2015 RM'000	Recognised in profit or loss (Note 32) RM'000	Recognised in other comprehensive income RM'000	As at 31 December 2015/ 1 January 2016 RM'000	Recognised in profit or loss (Note 32) RM'000	Recognised in other comprehensive income RM'000	As at 31 December 2016 RM'000
Property, plant and equipment	(22,947)	10,541	-	(12,406)	2,807	-	**(9,599)**
Securities available-for-sale	21,884	-	(2,356)	19,528	-	(5,105)	**14,423**
Retirement benefit obligations	74,765	4,285	-	79,050	4,979	-	**84,029**
Other liabilities and provisions	10,651	(1,826)	-	8,825	(4,590)	-	**4,235**
	84,353	13,000	(2,356)	94,997	3,196	(5,105)	**93,088**

NOTES TO THE FINANCIAL STATEMENTS

23. REVENUE

Revenue comprises income derived from lending, treasury investment and other activities undertaken by the Group and the Bank.

	GROUP		BANK	
	2016 RM'000	2015 RM'000 (Restated)	2016 RM'000	2015 RM'000 (Restated)
Interest income (Note 24)	**792,250**	821,139	**784,299**	810,160
Fees and commissions income (Note 26)	**721,882**	651,075	**110,320**	123,015
Income from Islamic banking operations (Note 38)	**1,036,381**	933,357	**1,036,381**	933,357
Other operating income (Note 27)	**68,469**	53,384	**13,744**	19,793
	2,618,982	2,458,955	**1,944,744**	1,886,325

24. INTEREST INCOME

	GROUP		BANK	
	2016 RM'000	2015 RM'000 (Restated)	2016 RM'000	2015 RM'000 (Restated)
Loans and advances				
Interest income other than recoveries from non performing loans and advances	**451,833**	426,598	**451,833**	426,598
Money at call and deposits with banks and other financial institutions	**11,096**	28,777	**9,866**	27,614
Investment securities:				
Fair value through profit and loss	**6,721**	9,816	**-**	-
Held-to-maturity	**249,621**	286,507	**249,621**	286,507
Available-for-sale	**50,571**	50,041	**50,571**	50,041
	769,842	801,739	**761,891**	790,760
Net accretion of discounts less amortisation of premiums	**22,408**	19,400	**22,408**	19,400
Total interest income	**792,250**	821,139	**784,299**	810,160
Of which:				
Interest income earned on impaired loans and advances	**32,971**	19,903	**32,971**	19,903

25. INTEREST EXPENSE

	GROUP		BANK	
	2016 RM'000	2015 RM'000	2016 RM'000	2015 RM'000
Deposits from customers and investment accounts of customers	**103,887**	99,375	**104,934**	99,815
Deposits and placements of banks and other financial institutions	**167,424**	288,216	**167,424**	288,216
Others	**672**	294	**672**	294
	271,983	387,885	**273,030**	388,325

NOTES TO THE FINANCIAL STATEMENTS

26. FEES AND COMMISSIONS INCOME

	GROUP		BANK	
	2016 RM'000	2015 RM'000	2016 RM'000	2015 RM'000
Service charges and fees	**593,040**	523,664	**82,351**	90,301
Other fee income	**128,842**	127,411	**27,969**	32,714
	721,882	651,075	**110,320**	123,015

27. OTHER OPERATING INCOME

	GROUP		BANK	
	2016 RM'000	2015 RM'000	2016 RM'000	2015 RM'000
Gain/(Loss) on disposal of investment securities				
Securities available-for-sale	**6,554**	(6,310)	**6,554**	(6,310)
Securities held-to-maturity	**12,902**	-	**12,902**	(230)
Securities held-for-trading	**164**	(855)	**-**	-
Fair value gain/(loss) on investment securities				
Securities held-for-trading	**6,261**	2,154	**-**	(105)
Gross dividend income				
Quoted in Malaysia				
Securities available-for-sale	**8,795**	8,449	**8,314**	8,431
Unquoted in Malaysia				
Securities available-for-sale	**869**	869	**869**	8 69
Other income				
Net gain on foreign exchange	**742**	1,004	**742**	1,004
Net gain/(loss) on disposal of property, plant and equipment	**223**	(25)	**(52)**	(27)
Rental income	**2,473**	2,168	**2,473**	2,168
Amortisation of Government grant (Note 17)	**18,519**	11,672	**18,519**	11,672
Others	**10,967**	34,258	**(36,577)**	2,321
	68,469	53,384	**13,744**	19,793

28. PERSONNEL EXPENSES

	GROUP		BANK	
	2016 RM'000	2015 RM'000	2016 RM'000	2015 RM'000
Salaries and wages	**346,453**	329,047	**278,204**	268,195
Allowances and bonuses	**20,047**	38,307	**19,635**	37,787
Social security costs	**4,646**	3,970	**4,646**	3,970
Contribution to Employees' Provident Fund (EPF)	**72,834**	70,263	**62,823**	61,525
Gratuity	**10,340**	9,791	**125**	3,526
Post-retirement medical benefits (Note 18)	**9,675**	9,529	**9,675**	9,529
Retirement/gratuity benefits (Note 18)	**25,000**	25,748	**25,000**	25,748
Other long-term employee benefits (Note 18)	**790**	1,781	**790**	1,781
Other staff related expenses	**107,859**	106,748	**101,564**	93,644
	597,644	595,184	**502,462**	505,705

Included in personnel expenses of the Group and of the Bank is Directors' remuneration amounting to RM3.77 million (2015: RM8.89 million) and RM2.87 million (2015: RM2.60 million), respectively.

NOTES TO THE FINANCIAL STATEMENTS

28. PERSONNEL EXPENSES (CONTINUED)

	GROUP		BANK	
	2016 RM'000	2015 RM'000	2016 RM'000	2015 RM'000
Directors of the Bank				
Executive Director:				
Salary and other remuneration, including meeting allowances	**988**	916	**984**	910
Bonuses	**291**	455	**291**	455
Fees	**121**	96	**60**	36
	1,400	1,467	**1,335**	1,401
Non-Executive Directors:				
Fees	**722**	617	**560**	480
Other remuneration	**1,002**	748	**976**	717
	1,724	1,365	**1,536**	1,197
	3,124	2,832	**2,871**	2,598
Directors of subsidiaries				
Executive Director:				
Salary and other remuneration, including meeting allowances	**357**	3,855	**-**	-
Bonuses	**29**	1,623	**-**	-
Benefits-in-kind	**-**	336	**-**	-
	386	5,814	**-**	-
Non-Executive Directors:				
Fees	**230**	222	**-**	-
Other remuneration	**29**	25	**-**	-
	259	247	**-**	-
	645	6,061	**-**	-
	3,769	8,893	**2,871**	2,598

28. PERSONNEL EXPENSES (CONTINUED)

Directors' remuneration for the financial year with a breakdown of types of remunerations

2016	Remuneration received from the Bank					Remuneration received from Subsidiary Companies		
	Salary RM'000	Bonus RM'000	Fees RM'000	Other emoluments RM'000	Bank total RM'000	Fees RM'000	Other emoluments RM'000	Group total RM'000
Directors								
Executive Director								
Datuk Adinan Bin Maning	879	291	60	105	1,335	61	4	1,400
	879	291	60	105	1,335	61	4	1,400
Non-Executive Directors								
Tan Sri Abu Bakar Bin Haji Abdullah	-	-	240	107	347	45	-	392
Alex Foong Soo Hah	-	-	60	194	254	-	-	254
Md Tajuddin Bin Md Isa	-	-	60	127	187	-	-	187
Haji Kamari Zaman Bin Juhari	-	-	60	171	231	42	-	273
Datuk Ahmad Badri Bin Mohd Zahir	-	-	60	107	167	-	-	167
Dato' Ghazali Bin Awang	-	-	10	15	25	75	26	126
Datuk Azizan Bin Abdul Rahman	-	-	10	28	38	-	-	38
Ramesh Pillai	-	-	60	227	287	-	-	287
	-	-	560	976	1,536	162	26	1,724
	879	291	620	1,081	2,871	223	30	3,124

2015								
Directors								
Executive Director								
Datuk Adinan Bin Maning	843	455	36	67	1,401	60	6	1,467
	843	455	36	67	1,401	60	6	1,467
Non-Executive Directors								
Tan Sri Abu Bakar Bin Haji Abdullah	-	-	240	103	343	42	-	385
Alex Foong Soo Hah	-	-	36	123	159	-	-	159
Md Tajuddin Bin Md Isa	-	-	36	94	130	-	-	130
Haji Kamari Zaman Bin Juhari	-	-	36	85	121	-	-	121
Datuk Ahmad Badri Bin Mohd Zahir	-	-	15	22	37	-	-	37
Dato' Ghazali Bin Awang	-	-	36	79	115	75	31	221
Datuk Azizan Bin Abdul Rahman	-	-	36	76	112	20	-	132
Dato' Siti Zauyah Binti Mohd Desa	-	-	9	24	33	-	-	33
Ramesh Pillai	-	-	36	111	147	-	-	147
	-	-	480	717	1,197	137	31	1,365
	843	455	516	784	2,598	197	37	2,832

NOTES TO THE FINANCIAL STATEMENTS

29. OTHER OVERHEADS

	GROUP		BANK	
	2016 RM'000	2015 RM'000	2016 RM'000	2015 RM'000
Promotion and marketing				
Advertisement and publicity	**30,698**	59,527	**26,114**	53,396
Establishment costs				
Rental of premises	**28,036**	27,190	**23,968**	23,996
Depreciation of:				
Property, plant and equipment (Note 11)	**96,176**	80,115	**92,998**	77,340
Investment properties (Note 12)	**295**	717	**295**	717
Amortisation of:				
Prepaid lease payments (Note 13)	**1,091**	1,084	**1,069**	1,062
Intangible assets (Note 14)	**6,056**	2,873	**-**	-
Impairment loss of:				
Property, plant and equipment (Note 11)	**-**	929	**-**	929
Electronic data processing expenses	**81,527**	46,072	**77,953**	54,562
Hire of equipment	**5,743**	16,879	**5,743**	8,101
General expenses				
Auditors' fees	**1,094**	959	**545**	438
Subsidised interest on staff loans*	**44**	52	**44**	52
Write off:				
Property, plant and equipment (Note 11)	**1,239**	6,799	**1,239**	6,799
Investment properties (Note 12)	**-**	301	**-**	301
Commission expenses	**326,247**	287,247	**20,351**	22,816
Outsourcing fees	**76,948**	65,222	**178**	159
Others	**275,333**	242,352	**168,964**	139,941
	930,527	838,318	**419,461**	390,609

* This relates to interest subsidised by the Bank for loans granted by the Government to the Bank's employees.

30. IMPAIRMENT ALLOWANCE FOR LOANS, ADVANCES AND FINANCING

	GROUP/BANK	
	2016 RM'000	2015 RM'000 (Restated)
Impairment losses for loans, advances and financing		
Collective impairment losses during the year		
Impairment losses recognised (Note 7)	**(412,448)**	(143,754)
Written back in respect of recoveries (Note 7)	**228,239**	105,483
Bad debts:		
Recovered	**11,234**	12,962
Written off	**(23,027)**	(47,893)
	(196,002)	(73,202)

31. IMPAIRMENT ALLOWANCE FOR OTHER ASSETS

	GROUP/BANK	
	2016 RM'000	2015 RM'000
Impairment losses on investment securities available-for-sale	**(48,782)**	-

NOTES TO THE FINANCIAL STATEMENTS

32. TAX EXPENSE

	GROUP		BANK	
	2016 RM'000	2015 RM'000 (Restated)	2016 RM'000	2015 RM'000 (Restated)
Current tax expense:				
Current year (Note 21)	**61,702**	69,982	**45,997**	56,857
Under provision in previous years (Note 21)	**6,073**	11,015	**6,517**	7,268
	67,775	80,997	**52,514**	64,125
Deferred tax expense:				
Origination and reversal of temporary differences (Note 22)				
Current year	**7,574**	2,000	**7,574**	2,293
Over provision in previous years	**(10,770)**	(15,293)	**(10,770)**	(15,293)
Reversal and origination of temporary differences in respect of a subsidiary	**137**	-	**-**	-
Reversal of deferred tax expense due to change in tax law in respect of a subsidiary	**-**	12,804	**-**	-
	(3,059)	(489)	**(3,196)**	(13,000)
	64,716	80,508	**49,318**	51,125

	GROUP	
	2016 RM'000	2015 RM'000 (Restated)
Reconciliation of tax expense:		
Profit before tax and zakat	**181,709**	199,629
Taxation at Malaysian statutory tax rate	**42,840**	49,907
Effect of tax exempt income	**(145,192)**	(131,384)
Effect of non-deductible expenses	**171,765**	153,447
	69,413	71,970
Under provision of current tax expense in previous years	**6,073**	11,015
Over provision of deferred tax expense in previous years	**(10,770)**	(15,293)
Reversal of deferred tax assets in prior year due to change in tax law in respect of a subsidiary company	**-**	12,804
Change in tax rate	**-**	12
Tax expense for the year	**64,716**	80,508

	BANK	
	2016 RM'000	2015 RM'000 (Restated)
Reconciliation of tax expense:		
Profit before tax and zakat	**109,495**	164,060
Taxation at Malaysian statutory tax rate of 24% (2015: 25%)	**26,279**	41,015
Effect of non-deductible expenses	**27,292**	18,135
	53,571	59,150
Over provision in previous years	**(4,253)**	(8,025)
Tax expense for the year	**49,318**	51,125

NOTES TO THE FINANCIAL STATEMENTS

33. RELATED PARTY TRANSACTIONS

For the purpose of these financial statements, parties are considered to be related to the Group or the Bank, if one party has the ability to control or jointly control the other party or exercise significant influence over the other party in making financial and operating decisions, or if one or other party controls both. The related parties of the Group and the Bank are:

(a) Subsidiaries

Details of the subsidiaries are disclosed in Note 9.

(b) Associates

Associate is an entity in which the Group has significant influence but not control, and where it generally holds interest between 20% to 50% in the entity. Details of the associates are disclosed in Note 10.

(c) Companies in which the Group or the Bank has significant financial interests

These are entities in which significant voting power in such entities directly or indirectly resides with the Group or the Bank. Entity in which the Bank has significant financial interests is Koperasi Kakitangan Bank Simpanan Nasional Berhad (KOBANAS).

The significant transactions of the Group and of the Bank with their related parties are as follows:

GROUP

	Associates		Companies in which the Bank has significant financial interests	
	2016 RM'000	2015 RM'000	2016 RM'000	2015 RM'000
Income received:				
Interest on loans, advances and financing	**773**	840	**-**	41

BANK

	Subsidiaries		Associates		Companies in which the Bank has significant financial interests	
	2016 RM'000	2015 RM'000	2016 RM'000	2015 RM'000	2016 RM'000	2015 RM'000
Income received:						
Interest on loans, advances and financing	**-**	-	**773**	840	**-**	41
Commissions received	**5,481**	7,152	**-**	-	**-**	-
Other income	**3,746**	5,081	**-**	-	**-**	-
Rental of premises	**1**	1	**-**	-	**-**	-
	9,228	12,234	**773**	840	**-**	41
Expenditure incurred:						
Interest on deposits	**1,047**	440	**-**	-	**-**	-
	1,047	440	**-**	-	**-**	-

NOTES TO THE FINANCIAL STATEMENTS

33. RELATED PARTY TRANSACTIONS (CONTINUED)

The significant outstanding balances of the Group and of the Bank with their related parties are as follows:

GROUP

	Associates		Companies in which the Bank has significant financial interests	
	2016 RM'000	2015 RM'000	2016 RM'000	2015 RM'000
Amount due from related parties:				
Loans, advances and financing	**18,532**	20,884	**-**	891
Less: Impairment/Allowance for doubtful debts	**(1)**	(4)	**-**	-
Others	**6,579**	-	**-**	-
	25,110	20,880	**-**	891
Amount due to related parties:				
Deposits and placements received	**3,385**	2,745	**-**	-
	3,385	2,745	**-**	-

BANK

	Subsidiaries		Associates		Companies in which the Bank has significant financial interests	
	2016 RM'000	2015 RM'000	2016 RM'000	2015 RM'000	2016 RM'000	2015 RM'000
Amount due from related parties:						
Loans, advances and financing - Net	**-**	-	**18,531**	19,737	**-**	891
Others	**531**	5,000	**6,579**	-	**-**	-
Interest receivables	**-**	-	**-**	1,143	**-**	-
	531	5,000	**25,110**	20,880	**-**	891
Amount due to related parties:						
Deposits and placements received	**3,029**	2,981	**3,385**	2,745	**-**	-
	3,029	2,981	**3,385**	2,745	**-**	-

(d) Key management personnel

Key management personnel are defined as those persons having authority and responsibility for planning, directing and controlling the activities of the Group and of the Bank either directly or indirectly. Other than Directors, the key management personnel of the Group and of the Bank include certain members of senior management of the Bank and heads of major subsidiaries of the Group.

	GROUP		BANK	
	2016 RM'000	2015 RM'000	2016 RM'000	2015 RM'000
Other key management personnel:				
Short-term employee benefits	**11,529**	11,396	**3,116**	2,836
Long-term employee benefits	**1,919**	3,535	**-**	-
	13,448	14,931	**3,116**	2,836

No loans were granted to the Directors of the Bank. Loans made to other key management personnel of the Group and of the Bank are on similar terms and conditions which are generally available to other employees of the Bank.

All related party transactions are conducted at arm's length basis and on normal commercial terms which are not more favourable than those generally available to the public.

No provisions have been recognised in respect of loans given to key management personnel in the current year and previous year.

NOTES TO THE FINANCIAL STATEMENTS

34. COMMITMENTS AND CONTINGENCIES

GROUP

	2016			2015		
	Principal amount RM'000	Credit equivalent amount* RM'000	Risk weighted amount RM'000	Principal amount RM'000	Credit equivalent amount* RM'000	Risk weighted amount RM'000
Irrevocable commitments to extend credit:						
Maturity not exceeding one year	**1,398**	**-**	**-**	11,033	-	-
Maturity exceeding one year	**667,054**	**333,527**	**166,764**	1,362,545	681,272	340,636
	668,452	**333,527**	**166,764**	1,373,578	681,272	340,636
Other Commitments:						
Authorised but not contracted for						
- Intangible assets	**11,923**	**-**	**-**	13,858	-	-
Contracted but not provided for						
- Intangible assets	**8,267**	**-**	**-**	18,457	-	-
- Property, plant and equipment	**33,340**	**-**	**-**	53,712	-	-
	53,530	**-**	**-**	86,027	-	-
Contingent Liabilities:						
Amount guaranteed by Bank	**771**	**386**	**386**	761	381	381
	771	**386**	**386**	761	381	381
	722,753	**333,913**	**167,150**	1,460,366	681,653	341,017

BANK

	2016			2015		
	Principal amount RM'000	Credit equivalent amount* RM'000	Risk weighted amount RM'000	Principal amount RM'000	Credit equivalent amount* RM'000	Risk weighted amount RM'000
Irrevocable commitments to extend credit:						
Maturity not exceeding one year	**1,398**	**-**	**-**	11,033	-	-
Maturity exceeding one year	**667,054**	**333,527**	**166,764**	1,362,545	681,272	340,636
	668,452	**333,527**	**166,764**	1,373,578	681,272	340,636
Other Commitments:						
Contracted but not provided for						
- Property, plant and equipment	**25,701**	**-**	**-**	44,682	-	-
	25,701	**-**	**-**	44,682	-	-
Contingent Liabilities:						
Amount guaranteed by Bank	**771**	**386**	**386**	761	381	381
	771	**386**	**386**	761	381	381
	694,924	**333,913**	**167,150**	1,419,021	681,653	341,017

* The credit equivalent amount is arrived at using the credit conversion factor as per Bank Negara Malaysia's Guidelines.

NOTES TO THE FINANCIAL STATEMENTS

35. FINANCIAL INSTRUMENTS

(a) Categories of financial instruments

The table below provides an analysis of financial instruments categorised as follows:

(i) Loans/financing and receivables (L&R)

(ii) Fair value through profit or loss (FVTPL)

(iii) Available-for-sale financial assets (AFS)

(iv) Held-to-maturity (HTM)

(v) Financial liabilities measured at amortised cost (FL)

GROUP As at 31 December 2016	FVTPL RM'000	HTM RM'000	L&R/(FL) RM'000	AFS RM'000	CARRYING AMOUNT RM'000
Financial assets					
Cash and short-term funds	-	-	823,012	-	823,012
Deposits and placements with banks and other financial institutions	-	-	100,000	-	100,000
Investment securities					
At fair value	163,284	-	-	6,365,260	6,528,544
Loans, advances and financing					
At amortised cost	-	-	21,093,111	-	21,093,111
Other assets	-	-	388,568	-	388,568
	163,284	-	22,404,691	6,365,260	28,933,235
Financial liabilities					
Deposits from customers and investment accounts of customers	-	-	(24,662,007)	-	(24,662,007)
Deposits and placements of banks and other financial institutions	-	-	(1,233,491)	-	(1,233,491)
Borrowings and financing from institutions	-	-	(51,362)	-	(51,362)
Other liabilities	-	-	(847,675)	-	(847,675)
	-	-	(26,794,535)	-	(26,794,535)

NOTES TO THE FINANCIAL STATEMENTS

35. FINANCIAL INSTRUMENTS (CONTINUED)

(a) Categories of financial instruments (continued)

GROUP As at 31 December 2015 (Restated)	FVTPL RM'000	HTM RM'000	L&R/(FL) RM'000	AFS RM'000	CARRYING AMOUNT RM'000
Financial assets					
Cash and short-term funds	-	-	885,752	-	885,752
Investment securities					
At fair value	165,843	-	-	1,584,150	1,749,993
At amortised cost	-	7,608,587	-	-	7,608,587
Loans, advances and financing					
At amortised cost	-	-	20,112,574	-	20,112,574
Other assets	-	-	369,377	-	369,377
	165,843	7,608,587	21,367,703	1,584,150	30,726,283
Financial liabilities					
Deposits from customers and investment accounts of customers	-	-	(26,843,861)	-	(26,843,861)
Deposits and placements of banks and other financial institutions	-	-	(741,810)	-	(741,810)
Borrowings and financing from institutions	-	-	(1,020,109)	-	(1,020,109)
Other liabilities	-	-	(31,238)	-	(31,238)
	-	-	(28,637,018)	-	(28,637,018)

BANK As at 31 December 2016	HTM RM'000	L&R/(FL) RM'000	AFS RM'000	CARRYING AMOUNT RM'000
Financial assets				
Cash and short-term funds	-	732,206	-	732,206
Deposits and placements with banks and other financial institutions	-	100,000	-	100,000
Investment securities				
At fair value	-	-	6,365,260	6,365,260
Loans, advances and financing				
At amortised cost	-	21,093,111	-	21,093,111
Other assets	-	221,910	-	221,910
	-	22,147,227	6,365,260	28,512,487
Financial liabilities				
Deposits from customers and investment accounts of customers	-	(24,665,036)	-	(24,665,036)
Deposits and placements of banks and other financial institutions	-	(1,233,491)	-	(1,233,491)
Borrowings and financing from institutions	-	(51,362)	-	(51,362)
Other liabilities	-	(640,419)	-	(640,419)
	-	(26,590,308)	-	(26,590,308)

NOTES TO THE FINANCIAL STATEMENTS

35. FINANCIAL INSTRUMENTS (CONTINUED)

(a) Categories of financial instruments (continued)

BANK As at 31 December 2015 (Restated)	HTM RM'000	L&R/(FL) RM'000	AFS RM'000	CARRYING AMOUNT RM'000
Financial assets				
Cash and short-term funds	-	828,781	-	828,781
Investment securities				
At fair value	-	-	1,584,150	1,584,150
At amortised cost	7,608,587	-	-	7,608,587
Loans, advances and financing				
At amortised cost	-	20,112,574	-	20,112,574
Other assets	-	232,439	-	232,439
	7,608,587	21,173,794	1,584,150	30,366,531
Financial liabilities				
Deposits from customers and investment accounts of customers	-	(26,846,842)	-	(26,846,842)
Deposits and placements of banks and other financial institutions	-	(741,810)	-	(741,810)
Borrowings and financing from institutions	-	(31,238)	-	(31,238)
Other liabilities	-	(828,082)	-	(828,082)
	-	(28,447,972)	-	(28,447,972)

(b) Financial risk management

Overview

As a development financial institution with heavy mandated role entrusted by the Government, the Group's activities expose it to a variety of risks, primarily financial risk - credit, market (including liquidity and funding risks). Those wide ranges of activities involve the analysis, evaluation, acceptance and management of some degree of risk or combination of risks. The aim is therefore, to achieve an appropriate balance between risk and return, minimising potential adverse effects on the Group's financial performance, and at the same time meeting the expected mandated roles.

The set risk management framework, policies and other guiding documents are designed to identify and analyse these risks, to set appropriate risk limits and controls, and to monitor the risks and adherence to limits by means of reliable data and information. Reviews of risk management guiding documents and tools to reflect changes in markets, products and emerging good industry practices are conducted regularly.

The Board has the oversight role as the overall responsible body that approves credit risk related policies that govern the credit risk activities in the Bank. The function is further supported by the respective loans/financing committees at the management level in the loan/financing approval process.

To develop a disciplined and constructive control environment, standardised processes, procedures as well as continuous training and development programmes are established, allow for all employees to understand their respective roles and obligations.

The Board has appointed Audit and Examination Committee (AEC) to assist discharging the duties of maintaining the sound system of internal controls to safeguard the Bank's assets and shareholder's investments. AEC is responsible for monitoring compliance with the Bank's risk management policies and procedures as well as for contributing to the improvement of the risk management and control systems. AEC provides an independent perspective and assessment on the adequacy and effectiveness of the risks management framework.

The Bank's AEC is assisted by Internal Audit Department which undertakes both regular and ad-hoc reviews of risk management controls and procedures. The results and remedial actions are reported to AEC for deliberation and continuous oversight. The AEC ensures the effectiveness of Internal Audit Department with adequate oversight on audit scope and coverage.

NOTES TO THE FINANCIAL STATEMENTS

35. FINANCIAL INSTRUMENTS (CONTINUED)

(b) Financial risk management (continued)

(i) Credit risk

Credit risk is defined as the risk that customers, clients or counter parties fail to perform or are unwilling to pay interest/profit, repay the principal or otherwise to fulfil their contractual obligations under advances/loan/financing agreements, other credit facilities or investment debt securities, thus causing the Group and the Bank to suffer a financial loss.

As credit risk is considered the most significant risk, considerable resources and controls are devoted to managing this risk within the core departments of the Bank. The established credit guiding documents provide for the development of a systematic and consistent approach to identifying and managing borrower/customer and counterparty risks contained in all of its banking assets.

The respective business heads, credit operations as well as collections and recovery are responsible for recognition and management of credit risk, both at transaction and portfolio levels and to ensure that risk procedures are adhered to in a manner consistent with the requirements set out in the respective credit guiding documents, product programs and comply with regulatory norms.

The respective business heads, credit operations as well as collections and recovery also monitor as well as manage, limit and control concentration of credit risk wherever it is identified - in particular, to individual counterparties and groups, and to industries and sectors. Limits and lending/financing criteria on each of its product are also set. For risk management reporting purposes, consideration and consolidation of all elements of credit risk exposure are conducted by segments and industrial sectors.

Credit risk exposure

a. Past due but not impaired loans, advances and financing and investment securities

Past due but not impaired loans, advances and financing and investment debt securities, other than those carried at fair value through profit or loss, are those for which contractual interest/profit or principal payments are past due, but it is believed that impairment is not appropriate on the basis of the level of security/collateral available and/or the stage of collection of amounts owed to the Group and the Bank.

b. Loans, advances and financing with renegotiated terms

Loans, advances and financing with renegotiated terms are loans and financing that have been restructured due to deterioration in the borrower's financial position and where the Group and the Bank have made concessions that they would not otherwise consider.

c. Allowances for impairment

An allowance for impairment losses on loans and financing assets and investment debt securities carried at amortised cost or classified as available-for-sale that represents their estimate of incurred losses is established. The main components of this allowance comprise of specific loss component that relates to individual and collective loans, advances and financing exposures, loss allowance established for groups of homogeneous assets in respect of losses that have been incurred but have not been identified, both significant and insignificant, that were subject to individual assessment for impairment but not found to be individually impaired. Assets carried at fair value through profit or loss is not subject to impairment testing as the measure of fair value reflects the credit quality of each asset.

d. Write-off policy

The process of write-off on the loans, advances and financing as well as investment debt securities balance, and any related allowances for impairment losses, was affected when it is deemed that the loans, advances and financing or securities are uncollectible.

This determination is made after considering information such as the occurrence of significant changes in the borrower's/customer's/issuer's financial position, that potentially impair the ability to make repayment or meeting the obligation, or that proceeds from the potential disposal of collateral or securities available will not be sufficient to pay back the entire exposures.

NOTES TO THE FINANCIAL STATEMENTS

35. FINANCIAL INSTRUMENTS (CONTINUED)

(b) Financial risk management (continued)

(i) Credit risk (continued)

Set out below is an analysis of the gross and net (of allowances for impairment) assets by risk class.

a. Loans, advances and financing

	NOTE	GROUP/BANK 2016 RM'000	2015 RM'000 (Restated)
Carrying amount	6	**21,093,111**	20,112,574
Asset at amortised cost			
Collectively impaired			
Impaired more than 90 days past due		**553,422**	441,124
Total gross	7	**553,422**	441,124
Collective impairment allowance		**(475,207)**	(363,003)
Carrying amount		**78,215**	78,121
Past due but not impaired			
Low risk		**2,309,404**	1,974,552
Watch list		**93,919**	3,226
Total gross		**2,403,323**	1,977,778
Collective impairment allowance		**(146,327)**	(83,417)
Carrying amount		**2,256,996**	1,894,361
Past due but not impaired consist of:			
1-30 days		**1,569,913**	1,483,330
31-60 days		**739,491**	491,222
61-90 days		**93,919**	3,226
Total gross		**2,403,323**	1,977,778
Collective impairment allowance		**(146,327)**	(83,417)
Carrying amount		**2,256,996**	1,894,361
Not past due and not impaired			
Low risk		**18,816,740**	18,189,837
Collective impairment allowance		**(58,840)**	(49,745)
Carrying amount		**18,757,900**	18,140,092
Carrying amount at amortised cost		**21,093,111**	20,112,574

NOTES TO THE FINANCIAL STATEMENTS

35. FINANCIAL INSTRUMENTS (CONTINUED)

(b) Financial risk management (continued)

(i) Credit risk (continued)

b. Held-for-trading

	NOTE	GROUP 2016 RM'000	GROUP 2015 RM'000	BANK 2016 RM'000	BANK 2015 RM'000
Carrying amount	5(a)	**163,284**	165,843	**-**	-
Asset at fair value through profit or loss					
Not past due and not impaired					
Low risk		**163,284**	165,843	**-**	-
Carrying amount at fair value through profit or loss		**163,284**	165,843	**-**	-

c. Held-to-maturity

	NOTE	GROUP/BANK 2016 RM'000	GROUP/BANK 2015 RM'000
Carrying amount	5(b)	**-**	7,608,587
Asset at amortised cost			
Not past due and not impaired			
Low risk		**-**	7,608,587
Carrying amount at amortised cost		**-**	7,608,587

d. Available-for-sale

	NOTE	GROUP/BANK 2016 RM'000	GROUP/BANK 2015 RM'000
Carrying amount	5(c)	**6,365,260**	1,584,150
Asset at fair value			
Not past due and not impaired			
Low risk		**6,462,310**	1,632,417
Total gross		**6,462,310**	1,632,417
Impairment allowance		**(97,050)**	(48,267)
Carrying amount at fair value		**6,365,260**	1,584,150

NOTES TO THE FINANCIAL STATEMENTS

35. FINANCIAL INSTRUMENTS (CONTINUED)

(b) Financial risk management (continued)

(i) Credit risk (continued)

Impaired loans, advances and financing and investment securities

Collectively impaired loans, advances and financing as well as individually impaired securities are (other than those carried at fair value through profit or loss) portfolio for when it is determined that there is objective evidence of impairment, and that the collection of all or partial principal and interest/profit due according to the contractual terms of the loans, advances and financing as well as investment securities agreement(s), is not feasible.

Investment debt securities carried at fair value through profit or loss are not assessed for impairment but are subject to the same internal grading system.

	GROUP/BANK Loans, advances and financing	
	Gross RM'000	Net RM'000
As at 31 December 2016		
Impaired more than 90 days past due	**553,422**	**78,215**
Total	**553,422**	**78,215**
As at 31 December 2015 (Restated)		
Impaired more than 90 days past due	441,124	78,121
Total	441,124	78,121

The credit risk concentration is monitored by sectors. An analysis of concentrations of credit risk from loans, advances and financing as well as investment securities at the end of reporting period is shown below:

		GROUP/BANK	
	NOTE(S)	Loans, advances and financing RM'000	Investment securities RM'000
As at 31 December 2016			
Carrying amount	5 & 6	**21,093,111**	**6,148,396**
Concentration by sector			
Corporate			
Energy		**-**	**92,941**
Financial services		**87,122**	**178,356**
Transportation		**-**	**568,219**
Others		**-**	**593,086**
Government			
Retail			
Housing		**8,674,116**	**-**
Transportation		**689,939**	**-**
Micro finance		**488,912**	**-**
Consumption credit		**10,739,937**	**-**
Credit card		**411,953**	**-**
Others		**1,132**	**-**
Carrying amount		**21,093,111**	**6,148,396**

NOTES TO THE FINANCIAL STATEMENTS

35. FINANCIAL INSTRUMENTS (CONTINUED)

(b) Financial risk management (continued)

(i) Credit risk (continued)

	NOTE(S)	GROUP/BANK Loans, advances and financing RM'000	Investment securities RM'000
As at 31 December 2015 (Restated)			
Carrying amount	5 & 6	20,112,574	8,953,342
Concentration by sector			
Corporate			
Energy		-	94,665
Construction		-	225,000
Financial services		96,635	136,043
Transportation		-	466,226
Others		-	375,687
Government		-	7,655,721
Retail			
Housing		7,647,503	-
Transportation		464,183	-
Micro finance		457,192	-
Consumption credit		10,944,665	-
Credit card		376,263	-
Others		126,133	-
Carrying amount		20,112,574	8,953,342

(ii) Liquidity risk

Liquidity risk is the risk that the Group and the Bank will not be able to fund increases in assets and meet obligations as they fall due without incurring unacceptable losses. In extreme circumstances, the lack of liquidity could result in reductions in the balance sheet and sales of assets, or potentially an inability to fulfil lending/financing commitments. The risk that the Group and the Bank will be unable to do so is inherent in all banking operations and can be affected by a range of institution-specific and market-wide events including, but not limited to, credit events, systemic shocks and natural disasters.

Exposure to liquidity risk

The key measure used by the Group and the Bank for managing liquidity risk is the ratio of net liquid assets to deposits from customers. For this purpose, net liquid assets are considered as including cash and cash equivalents less any deposits from banks and commitments maturing within the next month. A similar, but not identical, calculation is used to measure the Group's and the Bank's compliance with the liquidity limit established by the lead regulator, Bank Negara Malaysia (BNM) under the New Liquidity Framework (BNM/DFI/GP5) which was issued in December 2006. Details of the reported Group and Bank ratio of net liquid assets to deposits from customers at the reporting date and during the financial period according to the liquidity framework were as follows:

Ratio of net liquid assets to deposits from customers	2016 %	2015 %
As at 31 December 2016	79	72
Average for the year	73	66
Maximum for the year	79	72
Minimum for the year	69	61

35. FINANCIAL INSTRUMENTS (CONTINUED)

(b) Financial risk management (continued)

(ii) Liquidity risk (continued)

Remaining contractual maturity analysis for financial liabilities of the banking operation of the Group and the Bank are as follows:

GROUP As at 31 December 2016	Up to 1 week RM'000	1 week to 1 month RM'000	1 to 3 months RM'000	3 to 6 months RM'000	6 to 12 months RM'000	Above 1 year RM'000	No specific maturity RM'000	Total RM'000
Non-derivative liabilities								
Deposits from customers and investment accounts of customers and placements of banks and other financial institutions:								
Individuals	**11,547,588**	**271,993**	**156,328**	**149,020**	**2,226,961**	**439,690**	**-**	**14,791,580**
Non-individuals	**1,446,655**	**2,813,598**	**2,037,510**	**1,844,723**	**2,506,092**	**458,802**	**(3,029)**	**11,104,351**
Borrowings and financing from institutions	**-**	**-**	**-**	**-**	**-**	**51,362**	**-**	**51,362**
Other liabilities	**-**	**-**	**-**	**-**	**-**	**640,419**	**207,256**	**847,675**
Irrevocable commitments to extend credit and contingent liabilities	**694,152**	**-**	**-**	**440**	**332**	**-**	**27,829**	**722,753**
	13,688,395	**3,085,591**	**2,193,838**	**1,994,183**	**4,733,385**	**1,590,273**	**232,056**	**27,517,721**

As at 31 December 2015								
Non-derivative liabilities								
Deposits from customers and investment accounts of customers and placements of banks and other financial institutions:								
Individuals	11,196,924	412,263	487,013	462,852	903,653	170,039	-	13,632,744
Non-individuals	2,654,211	4,288,612	3,212,142	1,618,115	1,714,139	468,689	(2,981)	13,952,927
Borrowings and financing from institutions	-	-	-	-	-	31,238	-	31,238
Other liabilities	-	-	-	-	-	828,082	192,027	1,020,109
Irrevocable commitments to extend credit and contingent liabilities	1,418,260	-	-	450	311	-	41,345	1,460,366
	15,269,395	4,700,875	3,699,155	2,081,417	2,618,103	1,498,048	230,391	30,097,384

35. FINANCIAL INSTRUMENTS (CONTINUED)

(b) Financial risk management (continued)

(ii) Liquidity risk (continued)

BANK

As at 31 December 2016	Up to 1 week RM'000	1 week to 1 month RM'000	1 to 3 months RM'000	3 to 6 months RM'000	6 to 12 months RM'000	Above 1 year RM'000	Total RM'000
Non-derivative liabilities							
Deposits from customers and investment accounts of customers and placements of banks and other financial institutions:							
Individuals	**11,547,588**	**271,993**	**156,328**	**149,020**	**2,226,961**	**439,690**	**14,791,580**
Non-individuals	**1,446,655**	**2,813,598**	**2,037,510**	**1,844,723**	**2,506,092**	**458,802**	**11,107,380**
Borrowings and financing from institutions	**-**	**-**	**-**	**-**	**-**	**51,362**	**51,362**
Other liabilities	**-**	**-**	**-**	**-**	**-**	**640,419**	**640,419**
Irrevocable commitments to extend credit and contingent liabilities	**694,152**	**-**	**-**	**440**	**332**	**-**	**694,924**
	13,688,395	**3,085,591**	**2,193,838**	**1,994,183**	**4,733,385**	**1,590,273**	**27,285,665**

As at 31 December 2015							
Non-derivative liabilities							
Deposits from customers and investment accounts of customers and placements of banks and other financial institutions:							
Individuals	11,196,924	412,263	487,013	462,852	903,653	170,039	13,632,744
Non-individuals	2,654,211	4,288,612	3,212,142	1,618,115	1,714,139	468,689	13,955,908
Borrowings and financing from institutions	-	-	-	-	-	31,238	31,238
Other liabilities	-	-	-	-	-	828,082	828,082
Irrevocable commitments to extend credit and contingent liabilities	1,418,260	-	-	450	311	-	1,419,021
	15,269,395	4,700,875	3,699,155	2,081,417	2,618,103	1,498,048	29,866,993

NOTES TO THE FINANCIAL STATEMENTS

35. FINANCIAL INSTRUMENTS (CONTINUED)

(b) Financial risk management (continued)

(iii) Market risk

Market risk is defined as risk of losses in on- and off-balance sheet positions arising from movements in market prices. The Group and the Bank take on exposure to market risk from open positions in interest/profit rate, currency and equity instruments, all of which are exposed to general and specific market movements and changes in the level of volatility of market rates or prices such as interest/profit rates, credit spreads, foreign exchange rates and equity prices. The objective of market risk management is, therefore to manage and control market risk exposures within acceptable parameters, while optimising the return on risk.

Management of market risk

The Group and the Bank separate their exposures to market risk between trading and non-trading portfolios. Trading portfolios are mainly held by the investment unit, and include positions arising from market making and proprietary position taking, together with financial assets and liabilities that are managed on a fair value basis.

The Asset and Liability Committee (ALCO) meets on a regular basis to monitor and manage market risk. ALCO is responsible in monitoring the key financial indicators and ratios, sets the thresholds to manage and monitor the market risk and also analyses the sensitivity of the Group's/Bank's interest/profit rate and maturity mismatches.

Exposure to interest/profit rate risk of non-trading portfolios

The principal risk to which non-trading portfolios are exposed is the risk of loss from fluctuations in the future cash flows or fair values of financial instruments because of a change in market interest/profit rates. Interest/profit rate risk is managed principally through monitoring interest/profit rate gaps and by having pre-approved limits for re-pricing bands.

35. FINANCIAL INSTRUMENTS (CONTINUED)

(b) Financial risk management (continued)

(iii) Market risk (continued)

A summary of the banking operation of the Group's and the Bank's interest rate gap position on non-trading portfolios are as follows:

GROUP As at 31 December 2016	Up to 1 week RM'000	1 week to 1 month RM'000	1 to 3 months RM'000	3 to 6 months RM'000	6 to 12 months RM'000	Above 1 year M'000	No specific maturity RM'000	Total RM'000	Effective interest rate %
Bank core activities - non-trading									
Inflows									
Loans, advances and financing	215,775	456,936	10,274	19,489	83,486	20,987,525	-	21,773,485	6.49
Cash and bank balances with licensed banks and other financial institutions	520,636	-	-	-	-	-	4,380	525,016	
Other assets	-	-	-	-	-	237,072	166,658	403,730	
Outflows									
Deposits from customers and investment accounts of customers and placements of banks and other financial institutions	(1,589,625)	(830,913)	(8,589,018)	(2,527,632)	(5,465,093)	(6,896,246)	3,029	(25,895,498)	2.42
Reserves and other liabilites	-	-	-	-	-	(3,807,017)	(2,616,057)	(6,423,074)	
Net maturity gap	(853,214)	(373,977)	(8,578,744)	(2,508,143)	(5,381,607)	10,521,334	(2,441,990)	(9,616,341)	
Treasury and capital market activities									
Inflows									
Short-term placements	211,570	-	100,000	-	-	-	(13,574)	297,996	5.57
Investment debt securities	-	-	79,943	46,224	39,248	5,982,981	-	6,148,396	3.93
	211,570	-	179,943	46,224	39,248	5,982,981	(13,574)	6,446,392	
Total maturity gap	(641,644)	(373,977)	(8,398,801)	(2,461,919)	(5,342,359)	16,504,315	(2,455,564)	(3,169,949)	
Outflows									
Irrevocable commitments to extend credit and contingent liabilities	(159,545)	-	-	-	-	(535,379)	(27,829)	(722,753)	
Total net maturity gap	(801,189)	(373,977)	(8,398,801)	(2,461,919)	(5,342,359)	15,968,936	(2,483,393)	(3,892,702)	

35. FINANCIAL INSTRUMENTS (CONTINUED)

(b) Financial risk management (continued)

(iii) Market risk (continued)

GROUP As at 31 December 2015 (Restated)	Up to 1 week RM'000	1 week to 1 month RM'000	1 to 3 months RM'000	3 to 6 months RM'000	6 to 12 months RM'000	Above 1 year M'000	No specific maturity RM'000	Total RM'000	Effective interest rate %
Bank core activities - non trading									
Inflows									
Loans, advances and financing	39,642	13,560	14,036	25,545	53,775	20,462,181	-	20,608,739	6.72
Cash and bank balances with licensed banks and other financial institutions	614,851	-	-	-	-	-	4,461	619,312	
Other assets	-	-	-	-	-	248,567	136,938	385,505	
Outflows									
Deposits from customers and investment accounts of customers and placements of banks and other financial institutions	(6,777,664)	3,307,809	(10,865,717)	(6,315,550)	(162,889,596)	155,952,066	2,981	(27,585,671)	2.69
Reserves and other liabilites	-	-	-	-	-	(3,908,321)	(2,278,720)	(6,187,041)	
Net maturity gap	(6,123,171)	3,321,369	(10,851,681)	(6,290,005)	(162,835,821)	172,754,493	(2,134,340)	(12,159,156)	
Treasury and capital market activities									
Inflows									
Short-term placements	213,930	-	-	-	-	-	52,510	266,440	4.21
Investment debt securities	-	-	35,016	50,045	418,608	8,449,673	-	8,953,342	3.95
	213,930	-	35,016	50,045	418,608	8,449,673	52,510	9,219,782	
Total maturity gap	(5,909,241)	3,321,369	(10,816,665)	(6,239,960)	(162,417,213)	181,204,166	(2,081,830)	(2,939,374)	
Outflows									
Irrevocable commitments to extend credit and contingent liabilities	(319,550)	-	-	-	-	(1,099,471)	(41,345)	(1,460,366)	
Total net maturity gap	(6,228,791)	3,321,369	(10,816,665)	(6,239,960)	(162,417,213)	180,104,695	(2,123,175)	(4,399,740)	

35. FINANCIAL INSTRUMENTS (CONTINUED)

(b) Financial risk management (continued)

(iii) Market risk (continued)

BANK As at 31 December 2016	Up to 1 week RM'000	1 week to 1 month RM'000	1 to 3 months RM'000	3 to 6 months RM'000	6 to 12 months M'000	Above 1 year RM'000	Total RM'000	Effective interest rate %
Bank core activities - non trading								
Inflows								
Loans, advances and financing	215,775	456,936	10,274	19,489	83,486	20,987,525	21,773,485	6.49
Cash and bank balances with licensed banks and other financial institutions	520,636	-	-	-	-	-	520,636	
Other assets	-	-	-	-	-	237,072	237,072	
Outflows								
Deposits from customers and investment accounts of customers and placements of banks and other financial institutions	(1,589,625)	(830,913)	(8,589,018)	(2,527,632)	(5,465,093)	(6,896,246)	(25,898,527)	2.42
Reserves and other liabilites	-	-	-	-	-	(3,807,017)	(3,807,017)	
Net maturity gap	(853,214)	(373,977)	(8,578,744)	(2,508,143)	(5,381,607)	10,521,334	(7,174,351)	
Treasury and capital market activities								
Inflows								
Short-term placements	211,570	-	100,000	-	-	-	311,570	5.57
Investment debt securities	-	-	79,943	46,224	39,248	5,982,981	6,148,396	3.93
	211,570	-	179,943	46,224	39,248	5,982,981	6,459,966	
Total maturity gap	(641,644)	(373,977)	(8,398,801)	(2,461,919)	(5,342,359)	16,504,315	(714,385)	
Outflows								
Irrevocable commitments to extend credit and contingent liabilities	(159,545)	-	-	-	-	(535,379)	(694,924)	
Total net maturity gap	(801,189)	(373,977)	(8,398,801)	(2,461,919)	(5,342,359)	15,968,936	(1,409,309)	

35. FINANCIAL INSTRUMENTS (CONTINUED)

(b) Financial risk management (continued)

(iii) Market risk (continued)

BANK As at 31 December 2015 (Restated)	Up to 1 month RM'000	1 week to 1 month RM'000	1 to 3 months RM'000	3 to 6 months RM'000	6 to 12 months M'000	Above 1 year RM'000	Total RM'000	Effective interest rate %
Bank core activities - non trading								
Inflows								
Loans, advances and financing	39,642	13,560	14,036	25,545	53,775	20,462,181	20,608,739	6.72
Cash and bank balances with licensed banks and other financial institutions	614,851	-	-	-	-	-	614,851	
Other assets	-	-	-	-	-	248,567	248,567	
Outflows								
Deposits from customers and investment accounts of customers and placements of banks and other financial institutions	(6,777,664)	3,307,809	(10,865,717)	(6,315,550)	(162,889,596)	155,952,066	(27,588,652)	2.69
Reserves and other liabilites	-	-	-	-	-	(3,908,321)	(3,908,321)	
Net maturity gap	(6,123,171)	3,321,369	(10,851,681)	(6,290,005)	(162,835,821)	172,754,493	(10,024,816)	
Treasury and capital market activities								
Inflows								
Short-term placements	213,930	-	-	-	-	-	213,930	4.21
Investment debt securities	-	-	35,016	50,045	418,608	8,449,673	8,953,342	3.95
	213,930	-	35,016	50,045	418,608	8,449,673	9,167,272	
Total maturity gap	(5,909,241)	3,321,369	(10,816,665)	(6,239,960)	(162,417,213)	181,204,166	(857,544)	
Outflows								
Irrevocable commitments to extend credit and contingent liabilities	(319,550)	-	-	-	-	(1,099,471)	(1,419,021)	
Total net maturity gap	(6,228,791)	3,321,369	(10,816,665)	(6,239,960)	(162,417,213)	180,104,695	(2,276,565)	

NOTES TO THE FINANCIAL STATEMENTS

35. FINANCIAL INSTRUMENTS (CONTINUED)

(c) Fair value hierarchy

For financial instruments measured at fair value, where available, quoted and observable market prices in an active market or dealer price quotations are used to measure fair value.

Where such quoted and observable market prices are not available, fair values are determined using appropriate valuation techniques, which include the use of mathematical models, such as discounted cash flow models and option pricing models, comparison to similar instruments for which market observable prices exist and other valuation techniques.

The objective of valuation techniques is to arrive at a fair value determination that reflects the price of the financial instrument at the end of the reporting period, that would have been determined by market participants acting at arm's length.

Valuation techniques used incorporate assumptions regarding discount rates, interest/profit rate yield curves, estimates of future cash flows and other factors, as applicable. Changes in these assumptions could materially affect the fair values derived.

The Group and the Bank generally use widely recognised valuation techniques with market observable inputs, if available, for the determination of fair value, which require minimal management judgment and estimation, due to the low complexity of the financial instruments held.

MFRS 13 *Fair Value Measurement* requires each class of assets and liabilities measured at fair value in the statements of financial position after initial recognition to be categorised according to a hierarchy that reflects the significance of inputs used in making the measurements, in particular, whether the inputs used are observable or unobservable. The following levels of hierarchy are used for determining and disclosing the fair value of those financial instruments and non-financial assets:

Level 1 Quoted market prices: quoted prices (unadjusted) in active markets for identical instruments;

Level 2 Fair values based on observable inputs: inputs other than quoted prices included within Level 1 that are observable for the instrument, whether directly (i.e. prices) or indirectly (i.e. derived from prices), are used; and

Level 3 Fair values derived using unobservable inputs: inputs used are not based on observable market data and the unobservable inputs may have a significant impact on the valuation of the financial instruments and non-financial assets.

NOTES TO THE FINANCIAL STATEMENTS

35. FINANCIAL INSTRUMENTS (CONTINUED)

(c) Fair value hierarchy (continued)

Financial instruments and non-financial assets carried at fair value

The table below analyses financial instruments carried at fair value, by fair value hierarchy:

GROUP As at 31 December 2016	NOTE	LEVEL 1 RM'000	LEVEL 2 RM'000	LEVEL 3 RM'000	TOTAL RM'000
Fair value through profit or loss	5(a)				
Malaysian Government Securities		-	3,306	-	3,306
Islamic Debt Securities		-	127,691	-	127,691
Unit Trust Investments		-	32,287	-	32,287
		-	163,284	-	163,284
Investment securities available-for-sale	5(c)				
Shares		69,143	-	-	69,143
Unit Trust Investments		-	147,721	-	147,721
Malaysian Government Securities		-	1,041,098	-	1,041,098
Government Residential Sukuk		-	383,604	-	383,604
Government Guaranteed Bonds		-	1,699,371	-	1,699,371
Malaysian Government Investment Issues		-	1,948,222	-	1,948,222
Khazanah Bonds		-	603,883	-	603,883
Private Debt Securities		-	59,823	-	59,823
Islamic Debt Securities		-	412,395	-	412,395
		69,143	6,296,117	-	6,365,260
		69,143	6,459,401	-	6,528,544
As at 31 December 2015					
Fair value through profit or loss	5(a)				
Malaysian Government Securities		-	6,323	-	6,323
Islamic Debt Securities		-	159,520	-	159,520
		-	165,843	-	165,843
Investment securities available-for-sale	5(c)				
Shares		88,635	-	-	88,635
Unit Trust Investments		-	150,760	-	150,760
Malaysian Government Securities		-	465,385	-	465,385
Government Residential Sukuk		-	142,964	-	142,964
Government Guaranteed Bonds		-	94,371	-	94,371
Malaysian Government Investment Issues		-	642,035	-	642,035
		88,635	1,495,515	-	1,584,150
		88,635	1,661,358	-	1,749,993

NOTES TO THE FINANCIAL STATEMENTS

35. FINANCIAL INSTRUMENTS (CONTINUED)

(c) Fair value hierarchy (continued)

Financial instruments and non-financial assets carried at fair value (continued)

BANK As at 31 December 2016	NOTE	LEVEL 1 RM'000	LEVEL 2 RM'000	LEVEL 3 RM'000	TOTAL RM'000
Investment securities available-for-sale	5(c)				
Shares		**69,143**	**-**	**-**	**69,143**
Unit Trust Investments		**-**	**147,721**	**-**	**147,721**
Malaysian Government Securities		**-**	**1,041,098**	**-**	**1,041,098**
Government Residential Sukuk		**-**	**383,604**	**-**	**383,604**
Government Guaranteed Bonds		**-**	**1,699,371**	**-**	**1,699,371**
Malaysian Government Investment Issues		**-**	**1,948,222**	**-**	**1,948,222**
Khazanah Bonds		**-**	**603,883**	**-**	**603,883**
Private Debt Securities		**-**	**59,823**	**-**	**59,823**
Islamic Debt Securities		**-**	**412,395**	**-**	**412,395**
		69,143	**6,296,117**	**-**	**6,365,260**

As at 31 December 2015					
Investment securities available-for-sale	5(c)				
Shares		88,635	-	-	88,635
Unit Trust Investments		-	150,760	-	150,760
Malaysian Government Securities		-	465,385	-	465,385
Government Residential Sukuk		-	142,964	-	142,964
Government Guaranteed Bonds		-	94,371	-	94,371
Malaysian Government Investment Issues		-	642,035	-	642,035
		88,635	1,495,515	-	1,584,150

NOTES TO THE FINANCIAL STATEMENTS

35. FINANCIAL INSTRUMENTS (CONTINUED)

(c) Fair value hierarchy (continued)

Fair values of financial instruments not carried at fair value but fair value disclosures are required

Set out below is the comparison of the carrying amounts and fair values of the financial instruments of the Group and of the Bank which are not carried at fair value in the financial statements. It does not include those short-term/on demand financial assets and financial liabilities where the carrying amounts reasonably approximate their fair values.

As at 31 December 2016	GROUP		BANK	
	Carrying Amount RM'000	Fair Value RM'000	Carrying Amount RM'000	Fair Value RM'000
Financial assets				
Loans, advances and financing	**21,093,111**	**20,972,889**	**21,093,111**	**20,972,889**
Other assets	**388,568**	**388,568**	**221,910**	**221,910**
	21,481,679	**21,361,457**	**21,315,021**	**21,194,799**
Financial liabilities				
Deposits from customers and investment accounts of customers	**24,662,007**	**24,662,007**	**24,665,036**	**24,665,036**
Deposits and placements of banks and other financial institutions	**1233,491**	**1,233,491**	**1,233,491**	**1,233,491**
Borrowings and financing from institutions	**51,362**	**51,362**	**51,362**	**51,362**
	25,946,860	**25,946,860**	**25,949,889**	**25,949,889**

As at 31 December 2015	GROUP		BANK	
	Carrying Amount RM'000 (Restated)	Fair Value RM'000	Carrying Amount RM'000 (Restated)	Fair Value RM'000
Financial assets				
Investment securities held-to-maturity	7,608,587	7,507,040	7,608,587	7,507,040
Loans, advances and financing	20,112,574	20,229,830	20,112,574	20,229,830
Other assets	369,377	369,377	232,439	232,439
	28,090,538	28,106,247	27,953,600	27,969,309
Financial liabilities				
Deposits from customers and investment accounts of customers	26,843,861	26,843,861	26,846,842	26,846,842
Deposits and placements of banks and other financial institutions	741,810	741,810	741,810	741,810
Borrowings and financing from institutions	31,238	31,238	31,238	31,238
	27,616,909	27,616,909	27,619,890	27,619,890

NOTES TO THE FINANCIAL STATEMENTS

35. FINANCIAL INSTRUMENTS (CONTINUED)

(c) Fair value hierarchy (continued)

Fair values of financial instruments not carried at fair value but fair value disclosures are required (continued)

The table below analyses financial instruments not carried at fair value, but fair value disclosures are required. The different levels have been defined as follows:

GROUP As at 31 December 2016	LEVEL 1 RM'000	LEVEL 2 RM'000	LEVEL 3 RM'000	TOTAL RM'000
Financial Assets				
Loans, advances and financing Housing loans/financing	-	-	8,635,692	8,635,692
Personal loans/financing	-	-	10,739,343	10,739,343
Staff loans/financing	-	-	103,172	103,172
Hire purchase receivables	-	-	593,492	593,492
Micro credit	-	-	1,100	1,100
Micro finance	-	-	459,405	459,405
Credit/Charge cards	-	-	411,953	411,953
Other term loans/financing	-	-	28,707	28,707
Revolving credit	-	-	25	25
	-	-	20,972,889	20,972,889
Other assets				
Interest/Profit receivables	-	-	55,748	55,748
Sundry receivables	-	-	323,600	323,600
Dividend receivables	-	-	2,641	2,641
Due from associates	-	-	6,579	6,579
	-	-	388,568	388,568
	-	-	21,361,457	21,361,457
Financial Liabilities				
Deposits from customers and investment accounts of customers	-	-	24,662,007	24,662,007
Deposits and placements of banks and other financial institutions	-	-	1,233,491	1,233,491
Borrowings and financing from institutions	-	-	51,362	51,362
	-	-	25,946,860	25,946,860

NOTES TO THE FINANCIAL STATEMENTS

35. FINANCIAL INSTRUMENTS (CONTINUED)

(c) Fair value hierarchy (continued)

Fair values of financial instruments not carried at fair value but fair value disclosures are required (continued)

GROUP As at 31 December 2015	LEVEL 1 RM'000	LEVEL 2 RM'000	LEVEL 3 RM'000	TOTAL RM'000
Financial Assets				
Investment securities held-to-maturity				
Malaysian Government Securities	-	1,902,708	-	1,902,708
Malaysian Government Investment Issues	-	2,413,073	-	2,413,073
Government Residential Sukuk	-	239,717	-	239,717
Government Guaranteed Bonds	-	1,822,570	-	1,822,570
Khazanah Bonds	-	648,410	-	648,410
Private Debt Securities	-	59,802	-	59,802
Islamic Debt Securities	-	420,760	-	420,760
	-	7,507,040	-	7,507,040
Loans, advances and financing				
Housing loans/financing	-	-	7,583,966	7,583,966
Personal loans/financing	-	-	11,221,083	11,221,083
Staff loans/financing	-	-	124,848	124,848
Hire purchase receivables	-	-	387,842	387,842
Micro credit	-	-	1,189	1,189
Micro finance	-	-	440,919	440,919
Credit/Charge cards	-	-	376,263	376,263
Other term loans/financing	-	-	93,694	93,694
Revolving credit	-	-	26	26
	-	-	20,229,830	20,229,830
Other assets				
Interest/Profit receivables	-	-	80,384	80,384
Sundry receivables	-	-	286,372	286,372
Dividend receivables	-	-	2,621	2,621
	-	-	369,377	369,377
	-	7,507,040	20,599,207	28,106,247
Financial Liabilities				
Deposits from customers and investment accounts of customers	-	-	26,843,861	26,843,861
Deposits and placements of banks and other financial institutions	-	-	741,810	741,810
Borrowings and financing from institutions	-	-	31,238	31,238
	-	-	27,616,909	27,616,909

NOTES TO THE FINANCIAL STATEMENTS

35. FINANCIAL INSTRUMENTS (CONTINUED)

(c) Fair value hierarchy (continued)

Fair values of financial instruments not carried at fair value but fair value disclosures are required (continued)

BANK As at 31 December 2016	LEVEL 1 RM'000	LEVEL 2 RM'000	LEVEL 3 RM'000	TOTAL RM'000
Financial Assets				
Loans, advances and financing				
Housing loans/financing	-	-	8,635,692	8,635,692
Personal loans/financing	-	-	10,739,343	10,739,343
Staff loans/financing	-	-	103,172	103,172
Hire purchase receivables	-	-	593,492	593,492
Micro credit	-	-	1,100	1,100
Micro finance	-	-	459,405	459,405
Credit/Charge cards	-	-	411,953	411,953
Other term loans/financing	-	-	28,707	28,707
Revolving credit	-	-	25	25
	-	-	20,972,889	20,972,889
Other assets				
Interest/Profit receivables	-	-	54,353	54,353
Sundry receivables	-	-	157,806	157,806
Dividend receivables	-	-	2,641	2,641
Due from subsidiaries	-	-	531	531
Due from associates	-	-	6,579	6,579
	-	-	221,910	221,910
	-	-	21,194,799	21,194,799
Financial Liabilities				
Deposits from customers and investment accounts of customers	-	-	24,665,036	24,665,036
Deposits and placements of banks and other financial institutions	-	-	1,233,491	1,233,491
Borrowings and financing from institutions	-	-	51,362	51,362
	-	-	25,949,889	25,949,889

NOTES TO THE FINANCIAL STATEMENTS

35. FINANCIAL INSTRUMENTS (CONTINUED)

(c) Fair value hierarchy (continued)

Fair values of financial instruments not carried at fair value but fair value disclosures are required (continued)

BANK As at 31 December 2015	LEVEL 1 RM'000	LEVEL 2 RM'000	LEVEL 3 RM'000	TOTAL RM'000
Financial Assets				
Investment securities held-to-maturity				
Malaysian Government Securities	-	1,902,708	-	1,902,708
Malaysian Government Investment Issues	-	2,413,073	-	2,413,073
Government Residential Sukuk	-	239,717	-	239,717
Government Guaranteed Bonds	-	1,822,570	-	1,822,570
Khazanah Bonds	-	648,410	-	648,410
Private Debt Securities	-	59,802	-	59,802
Islamic Debt Securities	-	420,760	-	420,760
	-	7,507,040	-	7,507,040
Loans, advances and financing				
Housing loans/financing	-	-	7,583,966	7,583,966
Personal loans/financing	-	-	11,221,083	11,221,083
Staff loans/financing	-	-	124,848	124,848
Hire purchase receivables	-	-	387,842	387,842
Micro credit	-	-	1,189	1,189
Micro finance	-	-	440,919	440,919
Credit/Charge cards	-	-	376,263	376,263
Other term loans/financing	-	-	93,694	93,694
Revolving credit	-	-	26	26
	-	-	20,229,830	20,229,830
Other assets				
Interest/Profit receivables	- -		78,711	78,711
Sundry receivables	-	-	146,107	146,107
Dividend receivables	-	-	2,621	2,621
Due from subsidiaries	-	-	5,000	5,000
	-	-	232,439	232,439
	-	7,507,040	20,462,269	27,969,309
Financial Liabilities				
Deposits from customers and investment accounts of customers	-	-	26,846,842	26,846,842
Deposits and placements of banks and other financial institutions	-	-	741,810	741,810
Borrowings and financing from institutions	-	-	31,238	31,238
	-	-	27,619,890	27,619,890

NOTES TO THE FINANCIAL STATEMENTS

35. FINANCIAL INSTRUMENTS (CONTINUED)

(d) Methods and assumptions

The following methods and assumptions are used to estimate the fair value of each class of financial instruments:

(i) Cash and short-term funds and placements with financial institutions

The carrying amount of cash and short-term funds and placements with financial institutions approximates fair value due to the relatively short term maturity of these instruments.

(ii) Investment securities

The fair value of publicly traded investment securities are estimated based on quoted market prices at the end of reporting period. If there are no quoted market prices for investment securities, a reasonable estimate of fair value has been calculated based on the indicative rates obtained from third parties.

For an investment in equity securities, a significant or prolonged decline in its fair value below its cost is objective evidence of impairment. In this respect, the Group and the Bank regards a decline in fair value in excess of 20% to be significant and a decline in quoted market price that persists for nine months or longer to be prolonged.

(iii) Loans, advances and financing

The fair values of fixed rate loans/financing with remaining maturity of less than six months and variable rate loans/financing are estimated to approximate their carrying amounts. For fixed rate loans/financing with remaining maturity of more than six months, the fair values are estimated based on discounted cash flows using prevailing market rates of loans/financing of similar credit risks and maturity.

The fair values of impaired loans/financing are represented by their carrying amounts, net of any collective impairment allowances, being the expected recoverable amount.

(iv) Other receivables and payables

The carrying amounts of other receivables and payables are reasonable estimates of fair value due to their relatively short-term maturity.

(v) Other investments

Fair value of other investments is based on the share of net tangible assets of the investee companies as at the end of the reporting period.

(vi) Deposits from customers and from financial institutions and investment accounts of customers

The Group and the Bank consider the carrying amounts of all its deposits and investment accounts, such as non-bank customers' deposits and investment accounts, and deposits and balances of banks, agents and related companies, as reasonable approximation of their respective fair values given that these are mostly payable on demand and are short-term in nature.

(vii) Borrowings and financing from institutions

The fair value of borrowing from Bank Negara Malaysia is estimated using the effective interest rate for the financing which was used in discounting the present value of the future determinable repayment of the financing.

NOTES TO THE FINANCIAL STATEMENTS

36. TAKAFUL RISK MANAGEMENT

Takaful risk to the Group includes mortality, morbidity, expenses, lapses, surrenders, investments, and catastrophe events.

The Group has in place policies, guidelines and limits in managing the takaful risk. Management of risks include the selection and pricing of risks, product diversification, monitoring of actual experience, and using retakaful to diversify risk and limit net losses potential.

Not all risks are borne by the Risk fund, and more details can be found in the Key Assumptions section of this note. Risks that are specific to the various types of takaful certificates are elaborated below:

Family takaful investment-linked contracts

The family takaful investment-linked contracts are mainly made up of regular contribution investment-linked products which can be attached to various riders such as medical, contributor, hospital income and accidental riders.

Family takaful non-investment-linked contracts

The family takaful non-investment-linked contracts consist of protection plans (for death, TPD and critical illness), savings plan and credit related reducing sum covered protection plan.

General takaful contracts

The general takaful contracts consist of fire, personal accident, workmen's compensation and employers' liability, liabilities and engineering and others. The major plan is Fire which provides coverage mainly for residential homes.

(a) Family takaful contracts

Concentration of takaful risk

Concentration of risk may arise when the occurrence of a particular event or a series of events can impact significantly to the fund solvency. Examples of such events may include natural disasters, influenzas, pandemics and catastrophes in certain geographical area.

Takaful risk also arises from participants' right to pay reduced or no future contribution, or to terminate the contract completely. This risk would affect expected future profits but it would also reduce takaful liabilities due to the non-guaranteed nature of our takaful products. Insufficient money in participant account to pay for tabarru charges will result in certificate lapsing. This risk has been allowed for in the assumptions used to measure the liabilities.

The underwriting strategy ensures that the portfolio of takaful certificates is well diversified in terms of type and level of risk. This is achieved by enforcing proper risk selection and risk classification.

The risk selection process determines the groups of takaful risk that are acceptable so that diversification of takaful risk types is achieved. This is to ensure that within each of these risk types, there is a sufficiently large population of risks to reduce the variability of the expected outcome.

In the certificates classification process, certificates are classified into separate categories of standard and degree of substandard. Medical selection and financial underwriting guidelines included in the underwriting procedures allow the correct assignment of takaful risk to the appropriate class. Each class has varied takaful charges to reflect the health and medical history of the applicants.

The retakaful arrangements for risks undertaken by the fund have also limited the fund's risk exposure. There is a maximum retention limit for any single covered life. Generally, the fund retains low counterparty risk by having retakaful with high credit rating retakaful operators.

NOTES TO THE FINANCIAL STATEMENTS

36. TAKAFUL RISK MANAGEMENT (CONTINUED)

(a) Family takaful contracts (continued)

Concentration of risk based on participants' fund balance

GROUP	Gross RM'000	Retakaful RM'000	Net RM'000
As at 31 December 2016			
Endowment	**1,420,642**	**-**	**1,420,642**
Term	**271,207**	**-**	**271,207**
Mortgage	**185,603**	**(4)**	**185,599**
Total family takaful fund	**1,877,452**	**(4)**	**1,877,448**
As at 31 December 2015			
Endowment	1,227,578	-	1,227,578
Term	250,955	-	250,955
Mortgage	157,375	(7)	157,368
Total family takaful fund	1,635,908	(7)	1,635,901

Key assumptions

Material judgement and analyses are required in the choice of assumptions to determine the liabilities. The assumptions are based on past experience, current internal data and external market indices and benchmarks which reflect current observable market prices and published information. The assumptions used in the valuation of liabilities are based on prudent estimates. This ensures that the fund is financially sound to meet participants' obligation.

Actual results may differ from these estimates. Assumptions are evaluated on a continuous basis in order to ensure realistic and reasonable valuations. Revisions to accounting estimates are recognised in the period in which the estimates are revised and in any future periods affected.

The key assumptions to which the estimation of liabilities is particularly sensitive are as follows:

Mortality and morbidity

The Group derives best estimate mortality or morbidity assumptions for each product type. These best estimates are based on studies which are derived from the existing portfolio. In practice, as the portfolio is dominated by new business sales which the experience is affected by underwriting selection effect, the best estimate assumption is not established entirely based on the portfolio experience but also with reference to retakaful risk rates tables.

Underwriting practice influences the mortality and morbidity experience of the fund. Monitoring and experience studies need to be performed if there are changes to underwriting practice.

Longevity

As there are no annuity products, longevity is not a significant assumption for the portfolio.

Investment return

The operational model of the takaful contracts is based on Tabarru' charges deducted from the participant funds to the Risk fund monthly. Investment risk is largely passed on to the participants. As a result, the Risk fund is not exposed to movements in rate of return and market values of the underlying assets.

Expenses

Expenses are borne entirely by the takaful operator and not the takaful funds. Expense assumption has no impact to the Risk funds.

NOTES TO THE FINANCIAL STATEMENTS

36. TAKAFUL RISK MANAGEMENT (CONTINUED)

(a) Family takaful contracts (continued)

Key assumptions (continued)

Persistency

Persistency has marginal impact to the Takaful funds as charges are deducted monthly and claims paid only if the certificate is in-force.

Discount rate

Discount rate has a significant impact on provisions for liabilities. Lower discount rates will increase provisions required as the investment return that can be earned on the provisions are lower. Conversely, a higher discount rate reduces the provisions.

Sensitivities

The analysis below is performed for reasonably possible movements in key assumptions with all other assumptions held constant, showing the impact on gross liabilities, net liabilities, surplus and takaful operator's profit or loss. The correlation of assumptions will have a significant effect in determining the ultimate claims liabilities, but to demonstrate the impact due to changes in assumptions, assumptions had to be changed on an individual basis. It should be noted that movements in these assumptions are non-linear. Sensitivity information will also vary according to the current economic assumptions.

GROUP

	Change in assumptions %	Impact on gross liabilities RM'000	Impact on net liabilities RM'000	Impact on surplus RM'000	Impact on takaful operator's profit or loss RM'000
As at 31 December 2016					
Mortality/Morbidity	**+10**	**39,831**	**39,303**	**(39,307)**	**(27,512)**
Investment return*	**+/-1**	**13**	**12**	**(12)**	**-**
Lapse and surrender rates	**-10**	**436**	**436**	**(436)**	**(175)**
Discount rate	**-1**	**7,319**	**7,319**	**(7,319)**	**(1,251)**
As at 31 December 2015					
Mortality/Morbidity	+10	34,796	34,446	(34,446)	(16,906)
Investment return*	+/-1	25	23	(23)	(6)
Lapse and surrender rates	-10	498	499	(499)	(201)
Discount rate	-1	6,141	6,142	(6,142)	(870)

* The +1%/-1% investment return was applied to the investment return sensitivity whichever gives a higher liability.

Morbidity assumption has the largest impact as the benefit outgo of the riders constitutes a major portion of the takaful portfolio.

For pre-Takaful Operating Framework (TOF) businesses, losses in the family takaful fund are supported by risk management wakalah fees and if insufficient, an interest-free loan (Qard) is provided by the takaful operator in that order. Surpluses in the family takaful funds will be used to meet risk management charges before they are distributed to the participants. Losses for post-TOF businesses will be supported by an interest-free loan (Qard) from takaful operator.

In the sensitivities above, the impact on surplus takes account of total surplus available before the distribution of surplus arising and surplus carried forward. As a result, an impact to the takaful operator's profit or loss would only occur if the stress fully utilises the total available surplus as is the case with the mortality stress where an interest-free loan (Qard) from the takaful operator will be issued to put right the deficit in the Tabarru' fund.

NOTES TO THE FINANCIAL STATEMENTS

36. TAKAFUL RISK MANAGEMENT (CONTINUED)

(b) General takaful contracts

Concentration of takaful risks

Concentration of risk may arise when the occurrence of a particular event or a series of events can impact significantly to the fund solvency. This can be particularly onerous if the risks are concentrated on a particular geographical region. For the general takaful fund portfolio, this is not a key concern as the contract type is mainly fire coverage for residential homes. Proportional and non-proportional retakaful treaties are also in place to ensure that the fund can withstand these risks.

The table below shows the concentration of general takaful contract liabilities by type of contract based on written contribution.

GROUP	Gross RM'000	Retakaful RM'000	Net RM'000
General takaful fund			
As at 31 December 2016			
Fire	**8,413**	**(1,181)**	**7,232**
Motor Others	**-**	**(70)**	**(70)**
Personal Accident	**205**	**(196)**	**9**
Contribution written in the year	**8,618**	**(1,447)**	**7,171**
As at 31 December 2015			
Fire	7,846	(644)	7,202
Personal Accident	226	(34)	192
Contribution written in the year	8,072	(678)	7,394

Key assumptions

The principal assumptions underlying the estimation of liabilities is that the future claims development will follow a similar pattern to past claims development experience.

Additional qualitative judgements are used to assess the extent to which past trends may not apply in future, for example, isolated occurrences, changes in external or market factors such as public attitudes to claiming, economic conditions, levels of claims inflation, judicial decisions and legislation, as well as internal factors, such as, portfolio mix, certificate features and claims handling procedures. Other key circumstances affecting the reliability of assumptions include delays in settlement.

NOTES TO THE FINANCIAL STATEMENTS

36. TAKAFUL RISK MANAGEMENT (CONTINUED)

(b) General takaful contracts (continued)

Sensitivities

The general takaful claim liabilities are sensitive to the key assumptions shown below. It has not been possible to quantify the sensitivity of certain assumptions, such as, legislative changes or uncertainty in the estimation process.

The analysis below is performed for reasonably possible movements in key assumptions with all other assumptions held constant, showing the impact on gross and net liabilities and underwriting surplus. The correlation of assumptions will have a significant effect in determining the ultimate claims liabilities, but to demonstrate the impact due to changes in each assumption, assumptions had to be changed on an individual basis. It should be noted that movements in these assumptions are non-linear.

GROUP	Change in assumptions %	Impact on gross liabilities RM'000	Impact on net liabilities RM'000	Impact on surplus RM'000
As at 31 December 2016				
Average claims	+10	98	56	(56)
As at 31 December 2015				
Average claims	+10	114	71	(71)

Claims development table

The following tables show the estimate of cumulative incurred claims, including both claims notified and incurred but not reported for each successive accident year at each reporting date, together with cumulative payments to-date.

In setting provisions for claims, consideration is given to the probability and magnitude of future experience being more adverse than assumed and exercises a degree of caution in setting reserves when there is considerable uncertainty. In general, the uncertainty associated with the ultimate claims experience in an accident year is greatest when the accident year is at an early stage of development and the margin necessary to provide the necessary confidence in adequacy of provision is relatively at its highest. As claims develop and the ultimate cost of claims becomes more certain, the relative level of margin maintained should decrease.

36. TAKAFUL RISK MANAGEMENT (CONTINUED)

(b) General takaful contracts (continued)

Gross general takaful contract liabilities for 2016:

GROUP Accident year	2011 and prior RM'000	2012 RM'000	2013 RM'000	2014 RM'000	2015 RM'000	2016 RM'000	Total RM'000
At end of accident year	12,256	903	3,824	7,176	573	923	
One year later	11,601	765	3,060	4,468	340		
Two years later	10,527	690	3,052	4,432			
Three years later	9,994	686	3,041				
Four years later	9,603	671					
Five years later	9,588						
Current estimate of cumulative claims incurred (UL)	9,588	671	3,041	4,432	340	923	18,995
At end of accident year	(2,581)	(163)	(180)	(472)	(268)	(710)	
One year later	(4,098)	(631)	(3,036)	(4,402)	(330)		
Two years later	(8,419)	(631)	(3,036)	(4,429)			
Three years later	(8,527)	(632)	(3,038)				
Four years later	(8,527)	(670)					
Five years later	(8,527)						
Cumulative payments to-date	(8,527)	(670)	(3,038)	(4,429)	(330)	(710)	(17,704)
Gross general takaful provision for outstanding claims per statement of financial position	1,061	1	3	3	10	213	1,291

36. TAKAFUL RISK MANAGEMENT (CONTINUED)

(b) General takaful contracts (continued)

Net general takaful contract liabilities for 2016:

GROUP Accident year	2011 and prior RM'000	2012 RM'000	2013 RM'000	2014 RM'000	2015 RM'000	2016 RM'000	Total RM'000
At end of accident year	7,357	717	2,015	1,824	561	771	
One year later	5,939	588	223	612	340		
Two years later	4,760	568	224	559			
Three years later	4,359	567	214				
Four years later	4,346	552					
Five years later	4,339						
Current estimate of cumulative claims incurred (UL)	4,339	552	214	559	340	771	6,775
At end of accident year	(1,829)	(137)	(142)	(326)	(268)	(576)	
One year later	(3,553)	(512)	(210)	(546)	(330)		
Two years later	(3,734)	(512)	(210)	(556)			
Three years later	(3,813)	(513)	(212)				
Four years later	(3,813)	(551)					
Five years later	(3,813)						
Cumulative payments to-date	(3,813)	(551)	(212)	(556)	(330)	(576)	(6,038)
Net general takaful provision for outstanding claims per statement of financial position	526	1	2	3	10	195	737

36. TAKAFUL RISK MANAGEMENT (CONTINUED)

(b) General takaful contracts (continued)

Gross general takaful contract liabilities for 2015:

GROUP Accident year	2010 and prior RM'000	2011 RM'000	2012 RM'000	2013 RM'000	2014 RM'000	2015 RM'000	Total RM'000
At end of accident year	10,697	1,560	903	3,824	7,176	573	
One year later	10,704	897	765	3,060	4,468		
Two years later	9,716	811	690	3,052			
Three years later	9,189	805	686				
Four years later	8,812	791					
Five years later	8,797						
Current estimate of cumulative claims incurred (UL)	8,797	791	686	3,052	4,468	573	18,367
At end of accident year	(1,973)	(608)	(163)	(182)	(472)	(268)	
One year later	(3,306)	(791)	(631)	(3,036)	(4,402)		
Two years later	(7,628)	(791)	(631)	(3,036)			
Three years later	(7,735)	(791)	(632)				
Four years later	(7,735)	(791)					
Five years later	(7,735)						
Cumulative payments to-date	(7,735)	(791)	(632)	(3,036)	(4,402)	(268)	(16,864)
Gross general takaful provision for outstanding claims per statement of financial position	1,062	-	54	16	66	305	1,503

36. TAKAFUL RISK MANAGEMENT (CONTINUED)

(b) General takaful contracts (continued)

Net general takaful contract liabilities for 2015:

GROUP Accident year	2010 and prior RM'000	2011 RM'000	2012 RM'000	2013 RM'000	2014 RM'000	2015 RM'000	Total RM'000
At end of accident year	5,836	1,521	717	2,015	1,824	561	
One year later	5,081	858	588	223	612		
Two years later	3,964	796	568	224			
Three years later	3,566	793	567				
Four years later	3,555	791					
Five years later	3,548						
Current estimate of cumulative claims incurred (UL)	3,548	791	567	224	612	561	6,303
At end of accident year	(1,222)	(608)	(137)	(142)	(1,004)	(268)	
One year later	(2,761)	(791)	(512)	(210)	(546)		
Two years later	(2,943)	(791)	(512)	(210)			
Three years later	(3,021)	(791)	(513)				
Four years later	(3,021)	(791)					
Five years later	(3,021)						
Cumulative payments to-date	(3,021)	(791)	(513)	(210)	(546)	(268)	(5,349)
Net general takaful provision for outstading claims per statement of financial position	527	-	54	14	66	293	954

NOTES TO THE FINANCIAL STATEMENTS

37. CAPITAL MANAGEMENT

Regulatory capital

Bank Negara Malaysia (BNM) sets and monitors capital requirements for the Group and the Bank as a whole.

Effective from 22 February 2008, the Group and the Bank follow the provisions being set in the capital adequacy framework for the regulation of the capital.

(a) Capital requirement of the Group and of the Bank is analysed into two capital tiers as follows:

(i) Tier I capital includes general reserve, capital reserve, retained earnings, non-controlling interests and other statutory adjustment relating to the items included in the equity but accounted differently for the purpose of capital adequacy.

(ii) Tier II capital includes government grants, regulatory reserve and collective impairment allowances (limited to the credit portfolios as per assessment on historical losses under the MFRS 139 methodology).

(b) Various limits are applied to the elements of the capital base:

(i) If Tier I capital is less than or equal to zero, then the maximum allowable for Tier II capital is zero.

(ii) If Tier I capital is less than or equal to the amount of Tier II capital, then the maximum allowable capital for the Tier II capital is equivalent to the Tier I capital, otherwise if Tier I capital exceeds or equals to the amount of Tier II capital, then the maximum allowable for the Tier II capital is equivalent to the Tier II capital.

(iii) If maximum allowable capital for Tier II capital exceeds or equals to the investment amount in subsidiaries and investment in capital of domestic/foreign banking institution, then the core capital is equal to the Tier I capital.

(iv) If maximum allowable capital for Tier II capital is less or equal to the investment amount in subsidiaries and investment in capital of domestic/foreign banking institution, then the core capital is equal to the capital base.

(v) Investment to capital ratio is inclusive of the investment in shares which is not deductible from capital base, and unit trust and property trust held and investment in fixed assets and foreclosed property held longer than specified period to the capital base.

(vi) Minimum allowable absolute capital is RM300 million and the minimum allowable risk weighted capital ratio is 8% and the maintenance of the capital reserve needs to be established when the risk weighted capital ratio is lower than 16%.

Effective from 1 November 2016, the Group and the Bank follow the provisions being set, in accordance to Bank Negara Malaysia's instruction JP2/DFI/BSN/CRR dated 23 September 2016. The Bank is required to provide capital for operational risk equivalent to the Basic Indicator Approach (BIA) as a coverage for potential operational losses.

NOTES TO THE FINANCIAL STATEMENTS

37. CAPITAL MANAGEMENT (CONTINUED)

The table below shows the risk weighted capital ratio of the Group and of the Bank as at the end of the reporting period.

	GROUP		BANK	
	2016 RM'000	2015 RM'000	2016 RM'000	2015 RM'000
Tier I Capital				
General reserve	**100,000**	100,000	**100,000**	100,000
Retained earnings	**1,202,121**	1,184,915	**1,102,585**	1,103,997
Capital reserve	**971,240**	942,651	**971,240**	942,651
Non-controlling interests	**156,729**	120,932	**-**	-
	2,430,090	2,348,498	**2,173,825**	2,146,648
Less: Deferred tax assets	**(79,410)**	(76,351)	**(78,665)**	(75,469)
Total Tier I capital	**2,350,680**	2,272,147	**2,095,160**	2,071,179
Tier II Capital				
Government grants	**381,023**	379,542	**381,023**	379,542
Regulatory reserve	**131,283**	131,283	**131,283**	31,283
Collective impairment for non impaired loans, advances and financing	**205,166**	133,160	**205,166**	133,160
Total Tier II capital	**717,472**	643,985	**717,472**	643,985
Less: Investment in subsidiaries (Note 9)	**-**	-	**(53,000)**	(53,000)
Capital base	**3,068,152**	2,916,132	**2,759,632**	2,662,164
Core capital ratio	**12.74%**	12.19%	**11.58%**	11.32%
Core capital ratio with Operational Risk Capital Charge	**11.33%**		**10.27%**	
Risk-weighted capital ratio	**16.63%**	15.65%	**15.25%**	14.55%
Risk-weighted capital ratio with Operational Risk Capital Charge	**14.79%**		**13.53%**	

NOTES TO THE FINANCIAL STATEMENTS

37. CAPITAL MANAGEMENT (CONTINUED)

The table below shows the breakdown of gross risk weighted assets in the various category of risk weight:

GROUP	2016		2015	
	Principal RM'000	Risk Weighted RM'000	Principal RM'000 (Restated)	Risk Weighted RM'000 (Restated)
0%	**6,755,647**	**-**	9,607,786	-
10%	**-**	**-**	-	-
20%	**578,855**	**115,771**	213,930	42,786
50%	**8,650,620**	**4,325,310**	8,199,699	4,099,850
100%	**14,011,280**	**14,011,280**	14,490,973	14,490,973
	29,996,402	**18,452,361**	32,512,388	18,633,609
BANK				
0%	**6,661,812**	**-**	9,558,931	-
10%	**-**	**-**	-	-
20%	**578,855**	**115,771**	213,930	42,786
50%	**8,650,620**	**4,325,310**	8,199,699	4,099,850
100%	**13,654,501**	**13,654,501**	14,155,172	14,155,172
	29,545,788	**18,095,582**	32,127,732	18,297,808

	GROUP/BANK 2016 RM'000
Operational Risk Weighted Assets	**2,299,238**

NOTES TO THE FINANCIAL STATEMENTS

38. THE OPERATIONS OF ISLAMIC BANKING

STATEMENTS OF FINANCIAL POSITION AS AT 31 DECEMBER 2016

	NOTE	31.12.2016 RM'000	GROUP/BANK 31.12.2015 RM'000 (Restated)	1.1.2015 RM'000 (Restated)
ASSETS				
Cash and short-term funds	(a)	**163,158**	129,095	924,823
Securities held-to-maturity	(b)	**-**	200,917	709,291
Securities available-for-sale	(c)	**948,067**	90,852	119,998
Advances and financing	(d)	**14,015,142**	13,468,015	12,127,977
Other assets	(f)	**400,576**	1,646,836	33,276
Property, plant and equipment		**74**	142	205
Deferred tax assets		**1,782**	1,782	4,017
Total Assets		**15,528,799**	15,537,639	13,919,587
LIABILITIES AND ISLAMIC BANKING CAPITAL FUNDS				
Deposits from customers	(g)	**10,319,250**	10,796,223	12,078,930
Investment accounts of customers	(g)	**2,890,259**	2,928,779	-
Deposits and placements of banks and other financial institution	(h)	**752,327**	233,350	15,269
Other liabilities		**230,725**	293,822	612,359
Profit equalisation reserve (PER)	(i)	**-**	7,425	16,056
Total Liabilities		**14,192,561**	14,259,599	12,722,614
ISLAMIC BANKING CAPITAL FUNDS				
Islamic banking fund		**80,000**	80,000	80,000
Reserves		**1,256,238**	1,198,040	1,116,973
Total Islamic Banking Capital Funds		**1,336,238**	1,278,040	1,196,973
Total Liabilities and Islamic Banking Capital Funds		**15,528,799**	15,537,639	13,919,587

The accompanying notes form an integral part of the financial statements

NOTES TO THE FINANCIAL STATEMENTS

38. THE OPERATIONS OF ISLAMIC BANKING (CONTINUED)

STATEMENTS OF PROFIT OR LOSS AND OTHER COMPREHENSIVE INCOME FOR THE YEAR ENDED 31 DECEMBER 2016

		GROUP/BANK	
	NOTE	2016 RM'000	2015 RM'000 (Restated)
Revenue	(j)	**1,036,381**	933,357
Income derived from investment of depositors' funds	(k)	**945,856**	852,525
Allowance for losses on advances and financing - net	(l)	**(111,932)**	(48,243)
Income attributable to the depositors	(m)	**(395,512)**	(364,424)
Income derived from investment of Islamic banking capital funds	(n)	**90,525**	80,832
Total net income		**528,937**	520,690
Other operating expenses	(o)	**(470,169)**	(438,020)
Profit before zakat		**58,768**	82,670
Zakat		**(3,000)**	(3,000)
Net profit for the year		**55,768**	79,670
Other comprehensive income net of zakat:			
Securities available-for-sale fair value		**2,430**	1,397
Total other comprehensive income for the year		**2,430**	1,397
Total comprehensive income for the year		**58,198**	81,067

Net income from Islamic banking operations as reported in the statements of profit or loss and other comprehensive income of the Group and of the Bank are derived as follows:

		GROUP/BANK	
	NOTE	2016 RM'000	2015 RM'000 (Restated)
Income derived from advances and financing	(j)	**897,927**	850,463
Income derived from other investment of depositors' funds and Islamic banking capital funds	(j)	**15,018**	28,051
Other income	(j)	**123,436**	54,843
Income attributable to depositors	(m)	**(395,512)**	(364,424)
Net income from Islamic banking operations as reported in the statements of profit or loss and other comprehensive income of the Bank		**640,869**	568,933
Of which:			
Interest income earned on impaired advances and financing		**13,055**	17,949

The accompanying notes form an integral part of the financial statements

38. THE OPERATIONS OF ISLAMIC BANKING (CONTINUED)

STATEMENTS OF CHANGE IN ISLAMIC BANKING CAPITAL FUNDS FOR THE YEAR ENDED 31 DECEMBER 2016

		Non-distributable				*Distributable*	
	NOTE	Islamic Banking Fund RM'000	Fair Value Reserve RM'000	Regulatory Reserve* RM'000	Profit Equalisation Reserve RM'000	Retained Earnings RM'000	Total RM'000
At 1 January 2015, previously reported		80,000	(1,593)	99,522	42,849	1,021,807	1,242,585
Prior year adjustments	(x)	-	-	-	-	(45,612)	(45,612)
At 1 January 2015, restated		80,000	(1,593)	99,522	42,849	976,195	1,196,973
Total comprehensive income for the year							
Net profit for the year, restated		-	-	-	-	79,670	79,670
Other comprehensive income		-	1,397	-	-	-	1,397
Total comprehensive income restated		-	1,397	-	-	79,670	81,067
Compliance of profit equalisation reserve:							
Provision during the year		-	-	-	22,902	(22,902)	-
Utilisation of reserve		-	-	-	(22,902)	22,902	-
At 31 December 2015, restated		80,000	(196)	99,522	42,849	1,055,865	1,278,040
At 1 January 2016, previously reported		**80,000**	**(196)**	**99,522**	**42,849**	**1,101,288**	**1,323,463**
Prior year adjustments	(x)	**-**	**-**	**-**	**-**	**(45,423)**	**(45,423)**
At 1 January 2016, restated		**80,000**	**(196)**	**99,522**	**42,849**	**1,055,865**	**1,278,040**
Net profit for the year		**-**	**-**	**-**	**-**	**55,768**	**55,768**
Other comprehensive income		**-**	**2,430**	**-**	**-**	**-**	**2,430**
Total comprehensive income for the year		**-**	**2,430**	**-**	**-**	**55,768**	**58,198**
Compliance of Profit equalisation reserve:							
Provision during the year		**-**	**-**	**-**	**1,479**	**(1,479)**	**-**
Utilisation of reserve		**-**	**-**	**-**	**(1,479)**	**1,479**	**-**
At 31 December 2016		**80,000**	**2,234**	**99,522**	**42,849**	**1,111,633**	**1,336,238**

* Regulatory reserve is maintained in accordance with Bank Negara Malaysia instruction JDKP/8808/13/5/01 dated 4 February 2014 by aggregating collective impairment provision and regulatory reserve of no less than 1.2% of total outstanding loans, advances and financing, net of individual impairment provision.

The accompanying notes form an integral part of the financial statements

NOTES TO THE FINANCIAL STATEMENTS

38. THE OPERATIONS OF ISLAMIC BANKING (CONTINUED)

STATEMENTS OF CASH FLOWS FOR THE YEAR ENDED 31 DECEMBER 2016

	GROUP/BANK	
	2016 RM'000	2015 RM'000 (Restated)
CASH FLOWS FROM OPERATING ACTIVITIES		
Profit before zakat	**58,768**	82,670
Adjustments for:		
Net accretion of discounts	**(1,041)**	(715)
Depreciation of property, plant and equipment	**52**	71
Adjustments of property, plant and equipment	**(6)**	(2)
Collective impairment for advances and financing - net	**106,332**	32,527
Bad debts recovered	**(4,704)**	(4,065)
Allowance for doubtful debts included in other assets written back	**(53)**	(1,109)
Bad debts write-off	**10,304**	19,781
Net gain from disposal of investment securities	**(44)**	(220)
Operating profit before working capital changes	**169,608**	128,938
Changes in advances and financing	**(659,059)**	(1,386,046)
Changes in other assets	**1,246,313**	(1,612,451)
Changes in deposits from customers and investment accounts of customers	**(515,493)**	1,646,072
Changes in deposits and placements of banks and other financial institutions	**518,977**	218,081
Changes in other liabilities	**(63,763)**	(317,825)
Profit equalisation reserve	**(7,425)**	(8,631)
Cash flows generated from/(used in) operations	**689,158**	(1,331,862)
Zakat paid	**(2,334)**	(3,712)
Net cash generated from/(used in) operating activities	**686,824**	(1,335,574)
CASH FLOWS FROM INVESTING ACTIVITIES		
Proceeds from disposal of property, plant and equipment	**22**	-
Purchase of property, plant and equipment	**-**	(6)
Net purchase of investment securities	**(755,254)**	-
Proceeds from disposal of investment securities	**102,471**	59,852
Net cash (used in)/generated from investing activities	**(652,761)**	539,846
NET INCREASE/(DECREASE) IN CASH AND CASH EQUIVALENTS	**34,063**	(795,728)
CASH AND CASH EQUIVALENTS AT BEGINNING OF THE YEAR	**129,095**	924,823
CASH AND CASH EQUIVALENTS AT END OF THE YEAR	**163,158**	129,095
CASH AND CASH EQUIVALENTS REPRESENT BY:		
Cash and short-term funds (Note 38 (a))	**163,158**	129,095

The accompanying notes form an integral part of the financial statements

NOTES TO THE FINANCIAL STATEMENTS

38. THE OPERATIONS OF ISLAMIC BANKING (CONTINUED)

(a) Cash and short-term funds

	GROUP/BANK	
	2016	2015
	RM'000	RM'000
Cash and bank balances with licensed banks and other financial institutions	**7,458**	16,095
Money at call and deposit placements maturing within one month	**155,700**	113,000
	163,158	129,095

(b) Investment securities held-to-maturity

At amortised cost:

	GROUP/BANK	
	2016	2015
	RM'000	RM'000
Money market instruments (long-term):		
Malaysian Government Investment Issues	**-**	201,789
Less: Net amortisation of premiums less accretion of discounts	**-**	(872)
Investment securities held-to-maturity	**-**	200,917

Maturity structure for securities held-to-maturity

	GROUP/BANK	
	2016	2015
	RM'000	RM'000
Maturity within one year	**-**	20,811
More than one year	**-**	180,106
	-	200,917

(c) Investment securities available-for-sale

At fair value:

	GROUP/BANK	
	2016	2015
	RM'000	RM'000
Money market instruments:		
Malaysian Government Investment Issues	**950,900**	93,854
Less : Net amortisation of premiums less accretion of discounts	**(2,833)**	(3,002)
Investment securities available-for-sale	**948,067**	90,852

Maturity structure for securities available-for-sale

	GROUP/BANK	
	2016	2015
	RM'000	RM'000
More than one year	**948,067**	90,852

NOTES TO THE FINANCIAL STATEMENTS

38. THE OPERATIONS OF ISLAMIC BANKING (CONTINUED)

(d) Advances and financing

(i) Advances and financing by type

	GROUP/BANK		
	31.12.2016 RM'000	31.12.2015 RM'000 (Restated)	1.1.2015 RM'000 (Restated)
Term financing			
Housing financing	**19,400,251**	17,410,627	13,848,692
Personal financing	**10,464,965**	11,194,777	11,447,837
Hire purchase receivables	**515,569**	226,262	15,852
Other term financing	**2,199**	2,095	99,233
Micro finance	**127,434**	111,257	50,680
Staff financing	**46,068**	33,127	34,062
Credit/Charge cards	**335,473**	285,107	247,199
Less: Unearned income	**(16,561,488)**	(15,586,320)	(13,439,188)
Gross advances and financing	**14,330,391**	13,676,932	12,304,367
Less: Allowance of impairment for advances and financing			
Collective impairment	**(315,249)**	(208,917)	(176,390)
Total net advances and financing	**14,015,142**	13,468,015	12,127,977

(ii) Advances and financing by type of customer

	GROUP/BANK		
	31.12.2016 RM'000	31.12.2015 RM'000 (Restated)	1.1.2015 RM'000 (Restated)
Individuals	**14,330,391**	13,676,932	12,304,367

(iii) Advances and financing by profit rate sensitivity

	GROUP/BANK		
	31.12.2016 RM'000	31.12.2015 RM'000 (Restated)	1.1.2015 RM'000 (Restated)
Fixed rate			
Housing financing	**754,530**	818,557	888,874
Hire purchase receivables	**20,594**	181,444	12,755
Micro finance	**103,274**	87,711	31,796
Other term financing	**7,738,368**	7,990,426	7,944,102
Variable rate			
Base lending rate-plus	**5,312,538**	4,597,654	3,426,840
Cost-plus	**1,087**	1,140	-
	14,330,391	13,676,932	12,304,367

NOTES TO THE FINANCIAL STATEMENTS

38. THE OPERATIONS OF ISLAMIC BANKING (CONTINUED)

(d) Advances and financing (continued)

(iv) Advances and financing by sector

	GROUP/BANK		
	31.12.2016 RM'000	31.12.2015 RM'000 (Restated)	1.1.2015 RM'000 (Restated)
Purchase of residential property	**6,067,068**	5,416,211	4,315,714
Purchase of transport vehicles	**420,594**	181,444	12,755
Consumer durables	**2,119**	2,095	2,067
Consumption credit	**7,401,863**	7,704,364	7,685,449
Credit cards	**335,473**	285,107	247,199
Micro finance	**103,274**	87,711	41,183
	14,330,391	13,676,932	12,304,367

(v) Advances and financing spread by geographical area

	GROUP/BANK		
	31.12.2016 RM'000	31.12.2015 RM'000 (Restated)	1.1.2015 RM'000 (Restated)
Kedah/Perlis	**943,488**	926,397	860,281
Penang	**1,005,703**	961,443	854,631
Perak	**1,136,580**	1,105,577	1,004,511
Selangor	**2,346,300**	2,083,493	1,734,832
Kuala Lumpur	**2,596,116**	2,495,469	2,064,755
Malacca	**643,673**	616,169	565,541
Negeri Sembilan	**689,087**	671,651	618,787
Johor	**1,178,211**	1,101,115	998,647
Pahang	**806,633**	768,563	702,931
Kelantan	**1,089,181**	1,034,254	997,748
Terengganu	**831,641**	828,440	795,961
Sarawak	**453,018**	472,985	486,256
Sabah	**610,760**	611,376	619,486
	14,330,391	13,676,932	12,304,367

(vi) Advances and financing by residual contractual maturity

	GROUP/BANK		
	31.12.2016 RM'000	31.12.2015 RM'000	1.1.2015 RM'000
Maturity within one year	**396,275**	58,692	40,341
More than one year to three years	**224,976**	3,551	469
More than three years to five years	**492,790**	375,816	378,190
More than five years	**13,216,350**	13,238,873	11,885,367
	14,330,391	13,676,932	12,304,367

38. THE OPERATIONS OF ISLAMIC BANKING (CONTINUED)

(d) Advances and financing (continued)

(vii) Advances and financing by contract

GROUP/BANK As at 31 December 2016 Types/Shariah contracts	Bai' Bithaman Ajil RM'000	Bai' Inah RM'000	Ujrah RM'000	Murabahah RM'000	Tawarruq RM'000	Ijarah RM'000	Total RM'000
Term financing							
House financing	18,505,880	-	-	-	894,371	-	19,400,251
Personal financing	-	10,267,359	-	-	197,606	-	10,464,965
Hire purchase receivables	-	-	-	-	-	55,569	515,569
Other term financing	-	-	-	2,119	-	-	2,119
Micro financing	-	-	-	30,370	97,064	-	127,434
Staff financing	-	24,272	-	-	21,796	-	46,068
Credit/Charge cards	-	-	335,473	-	-	-	35,473
Less: Unearned income	(12,913,724)	(3,204,527)	-	(2,381)	(345,881)	(94,975)	(16,561,488)
Gross advances and financing	5,592,156	7,087,104	335,473	30,108	864,956	420,594	14,330,391
Less:							
Allowance of impairment for advances and financing							
Collective impairment	(127,272)	(118,977)	(31,258)	(10,157)	(16,008)	(11,577)	(315,249)
Total net advances and financing	5,464,884	6,968,127	304,215	19,951	848,948	409,017	14,015,142
As at 31 December 2015 (Restated)							
Term financing							
House financing	17,410,627	-	-	-	-	-	17,410,627
Personal financing	-	10,983,067	-	-	211,710	-	11,194,777
Hire purchase receivables	-	-	-	-	-	226,262	226,262
Other term financing	-	-	-	2,095	-	-	2,095
Micro financing	-	-	-	38,149	73,108	-	111,257
Staff financing	-	33,127	-	-	-	-	33,127
Credit/Charge cards	-	-	285,107	-	-	-	285,107
Less: Unearned income	(11,994,416)	(3649,261)	-	(4,789)	106,964	(44,818)	(15,586,320)
Gross advances and financing	5,416,211	7,366,933	285,107	35,455	391,782	181,444	13,676,932
Less:							
Allowance of impairment for advances and financing							
Collective impairment	(89,775)	(93,649)	(9,444)	(6,271)	(7,104)	(2,674)	(208,917)
Total net advances and financing	5,326,436	7,273,284	275,663	29,184	384,678	178,770	13,468,015

38. THE OPERATIONS OF ISLAMIC BANKING (CONTINUED)

(d) Advances and financing (continued)

(vii) Advances and financing by contract (continued)

GROUP/BANK As at 31 December 2015 Types/Shariah contracts	Bai' Bithaman Ajil RM'000	Bai' Inah RM'000	Ujrah RM'000	Murabahah RM'000	Tawarruq RM'000	Ijarah RM'000	Total RM'000
Term financing							
House financing	13,848,692	-	-	-	-	-	13,848,692
Personal financing	-	11,447,837	-	-	-	-	11,447,837
Hire purchase receivables	-	-	-	-	-	15,852	15,852
Other term financing	-	97,166	-	2,067	-	-	99,233
Micro financing	-	-	-	50,680	-	-	50,680
Staff financing	-	34,062	-	-	-	-	34,062
Credit/Charge cards	-	-	247,199	-	-	-	247,199
Less: Unearned income	(9,532,978)	(3,893,616)	-	(9,497)	-	(3,097)	(13,439,188)
Gross advances and financing	4,315,714	7,685,449	247,199	43,250	-	12,755	12,304,367
Less:							
Allowance of impairment for advances and financing							
Collective impairment	(71,573)	(92,369)	(6,712)	(5,736)	-	-	(176,390)
Total net advances and financing	4,244,141	7,593,080	240,487	37,514	-	12,755	12,127,977

NOTES TO THE FINANCIAL STATEMENTS

38. THE OPERATIONS OF ISLAMIC BANKING (CONTINUED)

(e) Impaired advances and financing

(i) Movement in impaired advances and financing

	GROUP/BANK	
	2016 RM'000	2015 RM'000 (Restated)
At beginning of year	**165,127**	150,607
Classified as impaired during the year	**112,630**	216,220
Reclassified as non impaired during the year	**(30,649)**	(174,253)
Amount written off	**(15,787)**	(27,447)
At end of year	**231,321**	165,127
Ratio of impaired advances and financing to gross advances and financing	**1.61%**	1.21%

(ii) Impaired advances and financing by sector

	GROUP/BANK	
	2016 RM'000	2015 RM'000 (Restated)
Purchase of residential property	**89,432**	66,877
Purchase of transport vehicles	**3,711**	186
Credit cards	**17,530**	4,989
Micro finance	**9,892**	5,033
Consumer durables	**2,123**	2,056
Consumption credit	**108,633**	85,986
	231,321	165,127

(iii) Impaired advances and financing spread by geographical area

	GROUP/BANK	
	2016 RM'000	2015 RM'000 (Restated)
Kedah/Perlis	**15,664**	12,952
Penang	**14,194**	9,784
Perak	**17,011**	12,759
Selangor	**39,158**	29,778
Kuala Lumpur	**61,098**	37,922
Malacca	**12,709**	8,624
Negeri Sembilan	**18,872**	15,992
Johor	**7,662**	5,204
Pahang	**8,992**	6,791
Kelantan	**15,882**	11,950
Terengganu	**9,739**	6,194
Sarawak	**3,739**	2,740
Sabah	**6,601**	4,437
	231,321	165,127

NOTES TO THE FINANCIAL STATEMENTS

38. THE OPERATIONS OF ISLAMIC BANKING (CONTINUED)

(e) Impaired advances and financing (continued)

(iv) Movement in allowance of impairment on advances and financing

	GROUP/BANK	
	2016 RM'000	2015 RM'000 (Restated)
Collective impairment:		
At 1 January		
- as previously reported	**208,917**	177,055
- effect on prior year adjustments (Note 38 (x))	**-**	(665)
At 1 January, restated	**208,917**	176,390
Impairment losses recognised (Note 38 (l))	**209,051**	74,153
Amount written back in respect of recoveries (Note 38 (l))	**(102,719)**	(41,626)
At end of year	**315,249**	208,917
Portfolio impairment allowance as % of gross advances and financing	**2.20%**	1.53%
Portfolio impairment allowance inclusive of regulatory reserve as % of gross advances and financing	**2.89%**	2.26%

(f) Other assets

	GROUP/BANK	
	2016 RM'000	2015 RM'000
Income receivables	**7,361**	3,087
Sundry receivables	**393,215**	1,643,749
	400,576	1,646,836

(g) Deposits from customers and investment accounts of customers

Deposits from customers

(i) Deposits from customers by type of deposits

	GROUP/BANK	
	2016 RM'000	2015 RM'000
Murabahah fund		
Fixed deposits	**6,520,735**	7,466,940
Wholesale deposits		
Money market deposits	**600,000**	800,000
Others	**355,863**	-
Wadiah fund		
Saving deposits	**2,838,476**	2,526,061
Others	**4,176**	3,222
	10,319,250	10,796,223

NOTES TO THE FINANCIAL STATEMENTS

38. THE OPERATIONS OF ISLAMIC BANKING (CONTINUED)

(g) Deposits from customers and investment accounts of customers (continued)

Deposits from customers (continued)

(ii) Deposits from customers by type of customers

	GROUP/BANK	
	2016	2015
	RM'000	RM'000
Government and statutory bodies	**1,400,525**	1,290,700
Business enterprises	**4,321,490**	5,853,690
Individuals	**4,323,699**	3,623,371
Others	**273,536**	28,462
	10,319,250	10,796,223

(iii) Maturity structure of fixed deposits

	GROUP/BANK	
	2016	2015
	RM'000	RM'000
Due within six months	**3,335,733**	5,703,250
More than six months to one year	**2,516,184**	1,248,623
More than one year to three years	**668,818**	515,067
	6,520,735	7,466,940

Investment accounts of customers

	GROUP/BANK	
	2016	2015
	RM'000	RM'000
Mudharabah fund		
Unrestricted investment accounts	**2,890,259**	2,928,779

The premium savings certificates (SSP) offered by Bank, which is structured using Mudharabah contract, shall be classified as an Investment account under DFIA. In this regard, SSP is structured using Mudharabah to enable Bank to offer lucky draw gift to investors and Government of Malaysia agreed to continue guaranteeing Bank to repay the principal investment to investors.

(h) Deposits and placements of banks and other financial institutions

	GROUP/BANK	
	2016	2015
	RM'000	RM'000
Other financial institutions	**752,327**	233,350

Maturity structure of deposits and placements of banks and other financial institutions

	GROUP/BANK	
	2016	2015
	RM'000	RM'000
Due within six months	**643,537**	209,944
More than six months to one year	**10,558**	-
More than one year to three years	**98,232**	23,406
	752,327	233,350

NOTES TO THE FINANCIAL STATEMENTS

38. THE OPERATIONS OF ISLAMIC BANKING (CONTINUED)

(i) Profit equalisation reserve (PER)

	GROUP/BANK	
	2016 RM'000	2015 RM'000
At beginning of year	**7,425**	16,056
Amount distributed to depositors	**(7,425)**	(8,631)
At end of year	**-**	7,425

(j) Revenue

Revenue comprises income derived from financing, treasury, investment and other Islamic banking activities undertaken by the Bank.

Revenue for Islamic banking operations

	GROUP/BANK	
	2016 RM'000	2015 RM'000 (Restated)
Income derived from advances and financing	**897,927**	850,463
Income derived from other investment of depositors' funds and Islamic banking capital funds		
Income from placements with financial institutions	**2,844**	13,312
Others	**12,174**	14,739
Other income	**123,436**	54,843
	1,036,381	933,357

During the current financial year, it was identified that Bai' Bithaman Ajil (BBA) financing for properties-under-construction of the Bank were not in compliance with Shariah-principles. As such, the Bank has deferred the recognition of the financing profit income arising from these BBA financing contracts for properties-under-construction and will be recognised upon rectification which amounted to approximately RM14 million (2015: RM 19 million) as at 31 December 2016.

(k) Income derived from investment of depositors' funds

		GROUP/BANK	
	NOTE	2016 RM'000	2015 RM'000 (Restated)
Income derived from investment of:			
General investment deposits	(i)	**729,170**	698,046
Other deposits	(ii)	**216,686**	154,479
		945,856	852,525

NOTES TO THE FINANCIAL STATEMENTS

38. THE OPERATIONS OF ISLAMIC BANKING (CONTINUED)

(k) Income derived from investment of depositors' funds (continued)

(i) Income derived from investment of general investment deposits

	GROUP/BANK	
	2016 RM'000	2015 RM'000 (Restated)
Finance income:		
Income derived from advances and financing	**631,758**	636,050
Income derived from other investment of depositors' funds		
Income from placements with financial institutions	**2,001**	9,956
Others	**8,565**	11,023
Total income from investment and advances and financing	**642,324**	657,029
Other income:		
Commissions	**3,416**	5,546
Charges	**83,430**	35,471
Total income	**729,170**	698,046

(ii) Income derived from investment of other deposits

	GROUP/BANK	
	2016 RM'000	2015 RM'000 (Restated)
Finance income:		
Income derived from advances and financing	**187,738**	140,760
Income derived from other investment of depositors' funds		
Income from placements with financial institutions	**595**	2,203
Others	**2,545**	2,439
Total income from investment and advances and financing	**190,878**	145,402
Other income:		
Commissions	**1,015**	1,227
Charges	**24,793**	7,850
Total income	**216,686**	154,479

(l) Allowance for losses on advances and financing-net

	GROUP/BANK	
	2016 RM'000	2015 RM'000 (Restated)
Impairment losses for advances and financing:		
Collective impairment losses during the year		
Impairment losses recognised (Note 38 (e)(iv))	**(209,051)**	(74,153)
Written back in respect of recoveries (Note 38 (e)(iv))	**102,719**	41,626
Bad debts		
Recovered	**4,704**	4,065
Written off	**(10,304)**	(19,781)
	(111,932)	(48,243)

NOTES TO THE FINANCIAL STATEMENTS

38. THE OPERATIONS OF ISLAMIC BANKING (CONTINUED)

(m) Income attributable to depositors

	GROUP/BANK	
	2016 RM'000	2015 RM'000
Deposits from customers and investment accounts of customers		
Murabahah fund	**346,716**	262,991
Mudharabah fund	**48,796**	88,555
Wadiah fund	**-**	12,878
	395,512	364,424

(n) Income derived from investment of Islamic banking capital funds

	GROUP/BANK	
	2016 RM'000	2015 RM'000
Finance income:		
Income derived from advances and financing	**78,431**	73,654
Income derived from other investment of Islamic banking capital funds		
Income from placements with financial institutions	**248**	1,153
Others	**1,064**	1,276
Total income from investment and advances and financing	**79,743**	76,083
Other income:		
Commissions	**424**	642
Charges	**10,358**	4,107
Total income	**90,525**	80,832

(o) Other operating expenses

	GROUP/BANK	
	2016 RM'000	2015 RM'000
Personnel expenses:		
Salaries and wages	**1,110**	1,323
Social security costs	**16**	15
Contributions to Employees' Provident Fund (EPF)	**219**	244
Other staff related expenses*	**254,529**	268,495
	255,874	270,077
General administrative expenses:		
Maintenance cost	**163,823**	113,879
Legal and professional fees	**22,103**	19,922
Others	**28,369**	34,142
	214,295	167,943
	470,169	438,020

* Included in other staff related expenses are Shariah Committee's remuneration amounted to RM245,000 (2015: RM238,000) as further disclosed in Note 38 (p) and allocated indirect personnel expenses amounted to RM254.27 million (2015: RM268.21 million).

NOTES TO THE FINANCIAL STATEMENTS

38. THE OPERATIONS OF ISLAMIC BANKING (CONTINUED)

(p) Shariah Committee's remuneration

	GROUP/BANK	
	2016 RM'000	2015 RM'000
Shariah Committee's allowance	**245**	238

Shariah Committee's remuneration for the financial year with a breakdown of types of remunerations

Year ended 31 December 2016	Salary RM'000	Bonus RM'000	Fees RM'000	Other emoluments RM'000	Total RM'000
Shariah committee:					
Dr. Mohd Fuad Md. Sawari	**-**	**-**	**33**	**19**	**52**
Md. Tajuddin Md. Isa	**-**	**-**	**30**	**14**	**44**
Dr. Zainuddin Ismail	**-**	**-**	**13**	**9**	**22**
Dr. Ahmad Zaki Salleh	**-**	**-**	**34**	**21**	**55**
Dr. Fauziah Mohd Noor	**-**	**-**	**30**	**16**	**46**
Dr. Mohamad Zaharuddin Zakaria	**-**	**-**	**17**	**9**	**26**
	-	**-**	**157**	**88**	**245**

Year ended 31 December 2015					
Shariah committee:					
Dr. Mohd Fuad Md. Sawari	-	-	36	20	56
Md. Tajuddin Md. Isa	-	-	30	14	44
Dr. Zainuddin Ismail	-	-	30	16	46
Dr. Ahmad Zaki Salleh	-	-	30	16	46
Dr. Fauziah Mohd Noor	-	-	30	16	46
	-	-	156	82	238

(q) Zakat

Contribution of zakat is made according to Shariah-principles and in accordance with MASB - Technical Release-i-1. Provision of zakat is made at the rate of 2.5% utilising an adjusted growth model. The Group and the Bank fulfilled their obligation to pay zakat on their business to zakat authorities. Throughout the year, upon approval from Shariah Committee and Zakat Committee, the Group and the Bank had distributed the zakat to various eligible asnaf.

(r) Shariah Committee

The Shariah Committee was established under Bank Negara Malaysia's 'Guidelines on the Governance of Shariah Committee for the Islamic Financial Institutions' (BNM/GPS1) to advise the Board of Directors on Shariah matters in its business operations and to provide technical assistance in ensuring the Islamic Banking products and services offered by the Group and the Bank are in compliance with Shariah-principles.

NOTES TO THE FINANCIAL STATEMENTS

38. THE OPERATIONS OF ISLAMIC BANKING (CONTINUED)

(s) Capital adequacy ratio

The table below shows the risk weighted capital ratio of the Group and the Bank as at the end of the reporting period.

	GROUP/BANK	
	2016 RM'000	2015 RM'000 (Restated)
The capital adequacy ratios of the reporting institution are as follows:		
Tier I Capital:		
Retained earnings	**1,111,633**	1,055,865
Islamic banking fund	**80,000**	80,000
	1,191,633	1,135,865
Less: Deferred tax assets	**(1,782)**	(1,782)
Total Tier I capital	**1,189,851**	1,134,083
Tier II Capital:		
Regulatory reserve	**99,522**	99,522
Collective impairment on non impaired advances and financing	**118,325**	74,999
Total Tier II capital	**217,847**	174,521
Capital base	**1,407,698**	1,308,604
Core capital ratio	10.65%	10.27%
Core capital ratio with Operational Risk Capital Charge	9.57%	
Risk-weighted capital ratio	12.60%	11.85%
Risk-weighted capital ratio with Operational Risk Capital Charge	11.33%	

	GROUP/BANK			
	2016		2015	
	Principal RM'000	Risk Weighted RM'000	Principal RM'000 (Restated)	Risk Weighted RM'000 (Restated)
0%	**1,020,669**	**-**	307,864	-
10%	**-**	**-**	-	-
20%	**313,785**	**62,757**	113,000	22,600
50%	**5,979,073**	**2,989,537**	5,757,358	2,878,679
100%	**8,123,644**	**8,123,644**	8,140,225	8,140,225
	15,437,171	**11,175,938**	14,318,447	11,041,504

	GROUP/BANK 2016 RM'000
Operational Risk Weighted Assets	**1,253,013**

38. THE OPERATIONS OF ISLAMIC BANKING (CONTINUED)

(t) Contractual maturity analysis for financial liabilities

GROUP/BANK As at 31 December 2016	Up to 1 week RM'000	1 week to 1 month RM'000	1 to 3 months M'000	3 to 6 months RM'000	6 to 12 months RM'000	Above 1 year RM'000	Total RM'000
Non-derivative liabilities:							
Deposits from customers and investment accounts of customers and placements of banks and other financial institutions:							
Individuals	**5,732,939**	**119,393**	**70,179**	**63,925**	**1,008,789**	**218,738**	**7,213,963**
Non individuals	**381,199**	**2,084,427**	**1,076,223**	**1,057,246**	**1,702,002**	**447,104**	**6,748,201**
Other liabilities	**-**	**-**	**-**	**-**	**-**	**230,725**	**230,725**
Irrevocable commitments to extend credit and contingent liabilities	**412,439**	**-**		**-**	**-**	**-**	**412,439**
	6,526,577	**2,203,820**	**1,146,402**	**1,121,171**	**2,710,791**	**896,567**	**14,605,328**

As at 31 December 2015							
Non-derivative liabilities:							
Deposits from customers and investment accounts of customers and placements of banks and other financial institutions:							
Individuals	5,498,267	197,351	215,705	198,094	392,310	50,424	6,552,151
Non individuals	579,413	2,496,815	1,809,554	1,221,228	834,547	464,644	7,406,201
Other liabilities	-	-	-	-	-	293,822	293,822
Profit equalisation reserve (PER)	-	-	-	-	-	7,425	7,425
Irrevocable commitments to extend credit and contingent liabilities	851,358	-	-	-	-	-	851,358
	6,929,038	2,694,166	2,025,259	1,419,322	1,226,857	816,315	15,110,957

38. THE OPERATIONS OF ISLAMIC BANKING (CONTINUED)

(u) A summary of the Islamic banking's profit gap position on non-trading portfolios is as follows:

GROUP/BANK As at 31 December 2016	Up to 1 week RM'000	1 week to 1 month RM'000	1 to 3 months RM'000	3 to 6 months RM'000	6 to 12 months RM'000	Above 1 year RM'000	Total RM'000	Effective profit rate %
Bank core activities - non trading:								
Inflows								
Advances and financing	25,875	335,473	3,548	7,644	23,733	13,934,118	14,330,391	6.49
Cash and bank balances with licensed banks and other financial institutions	7,458	-	-	-	-	-	7,458	
Other assets	-	-	-	-	-	400,576	400,576	
Outflows								
Deposits from customers and investment accounts of customers and placements of banks and other financial institutions	(1,396,230)	(474,536)	(5,123,138)	(1,338,347)	(10,837,965)	5,208,380	(13,961,836)	2.42
Reserves and other liabilites	-	-	-	-	-	(1,566,963)	(1,566,963)	
Net maturity gap	(1,362,897)	(139,063)	(5,119,590)	(1,330,703)	(10,814,232)	17,976,111	(790,374)	
Treasury and capital market activities:								
Inflows								
Short-term placements	155,700	-	-	-	-	-	155,700	4.24
Investment debt securities	-	-	-	-	-	948,067	948,067	3.94
	155,700	-	-	-	-	948,067	1,103,767	
Total maturity gap	(1,207,197)	(139,063)	(5,119,590)	(1,330,703)	(10,814,232)	18,924,178	313,393	
Outflows								
Irrevocable commitments to extend credit and contingent liabilities	(82,488)	-	-	-	-	(329,951)	(412,439)	
Total net maturity gap	(1,289,685)	(139,063)	(5,119,590)	(1,330,703)	(10,814,232)	18,594,227	(99,046)	

38. THE OPERATIONS OF ISLAMIC BANKING (CONTINUED)

(u) A summary of the Islamic banking's profit gap position on non-trading portfolios is as follows: (continued)

GROUP/BANK As at 31 December 2015 (Restated)	Up to 1 week RM'000	1 week to 1 month RM'000	1 to 3 months RM'000	3 to 6 months RM'000	6 to 12 months RM'000	Above 1 year RM'000	Total RM'000	Effective profit rate %
Bank core activities - non trading:								
Inflows								
Advances and financing	13,411	9,041	9,465	16,590	31,536	13,596,889	13,676,932	6.72
Cash and bank balances with licensed banks and other financial institutions	16,095	-	-	-	-	-	16,095	
Other assets	-	-	-	-	-	1,646,836	1,646,836	
Outflows								
Deposits from customers and investment accounts of customers and placements of banks and other financial institutions	(6,403,769)	1,811,466	(8,250,531)	(5,852,888)	(163,505,314)	168,242,684	(13,958,352)	2.69
Reserves and other liabilites	-	-	-	-	-	(1,579,287)	(1,579,287)	
Net maturity gap	(6,374,263)	1,820,507	(8,241,066)	(5,836,298)	(163,473,778)	181,907,122	(197,776)	
Treasury and capital market activities:								
Inflows								
Short-term placements	113,000	-	-	-	-	-	113,000	4.21
Investment debt securities	-	-	-	-	20,811	270,958	291,769	3.95
	113,000	-	-	-	20,811	270,958	404,769	
Total maturity gap	(6,261,263)	1,820,507	(8,241,066)	(5,836,298)	(163,452,967)	182,178,080	206,993	
Outflows								
Irrevocable commitments to extend credit and contingent liabilities	(170,272)	-	-	-	-	(681,086)	(851,358)	
Total net maturity gap	(6,431,535)	1,820,507	(8,241,066)	(5,836,298)	(163,452,967)	181,496,994	(644,365)	

NOTES TO THE FINANCIAL STATEMENTS

38. THE OPERATIONS OF ISLAMIC BANKING (CONTINUED)

(v) Commitments and contingencies

GROUP/BANK	2016			2015		
	Principal amount RM'000	Credit equivalent amount* RM'000	Risk weighted amount RM'000	Principal amount RM'000	Credit equivalent amount* RM'000	Risk weighted amount RM'000
Irrevocable commitments to extend credit:						
Maturity not exceeding one year	**154**	**-**	**-**	416	-	-
Maturity exceeding one year	**412,285**	**206,143**	**103,071**	850,942	425,471	212,736
	412,439	**206,143**	**103,071**	851,358	425,471	212,736

* The credit equivalent amount is arrived at using the credit conversion factor as per Bank Negara Malaysia's Guidelines.

(w) Donations/Charities fund

	GROUP/BANK	
	2016 RM'000	2015 RM'000
Undistributed funds as at 1 January	**605**	568
Sources of funding:		
Gharamah	**-**	9
Shariah non-compliance income	**186**	30
Others	**424**	410
	610	449
Use of funds:		
Contribution to non-profit organisation	**(309)**	(412)
	(309)	(412)
Undistributed funds as at 31 December	**906**	605

(y) Prior year adjustments

GROUP/BANK	As previously reported RM'000	Prior year adjustments RM'000	As restated RM'000
Statement of Financial Position as at 1 January 2015			
Advances and financing	12,173,589	(45,612)	12,127,977
Impaired advances and financing	177,055	(665)	176,390
Reserves	(1,162,585)	45,612	(1,116,973)
Statement of Financial Position as at 31 December 2015			
Advances and financing	13,513,438	(45,423)	13,468,015
Impaired advances and financing	209,579	(662)	208,917
Reserves	(1,243,463)	45,423	(1,198,040)
Statement of Profit or Loss and Other Comprehensive Income for the year ended 31 December 2015			
Income derived from investment of depositors' funds	(852,350)	(175)	(852,525)
Income derived from investment of Islamic banking capital funds	(80,815)	(17)	(80,832)
Allowance for losses on advances and financing-net	48,240	3	48,243
Profit after zakat/Net profit for the year	(79,481)	(189)	(79,670)

NOTES TO THE FINANCIAL STATEMENTS

39. GENERAL TAKAFUL AND FAMILY TAKAFUL FUNDS' STATEMENT OF FINANCIAL POSITION AS AT 31 DECEMBER 2016

GROUP	31 December 2016			31 December 2015		
	General Takaful Fund RM'000	Family Takaful Fund RM'000	Total RM'000	General Takaful Fund RM'000	Family Takaful Fund RM'000	Total RM'000
ASSETS						
Cash and short-term funds	**24,201**	**142,532**	**166,733**	16,559	125,966	142,525
Investments	**-**	**1,955,949**	**1,955,949**	-	1,715,643	1,715,643
Other assets	**126**	**14,583**	**14,709**	3,939	13,318	17,257
Retakaful assets	**562**	**14,5181**	**15,080**	557	8,736	9,293
Deferred tax assets	**65**	**-**	**65**	125	-	125
	24,954	**2,127,582**	**2,152,536**	21,180	1,863,663	1,884,843
LIABILITIES						
Other liabilities	**15,111**	**233,181**	**248,292**	12,740	215,478	228,218
Takaful and Qard payables	**1,092**	**13,175**	**14,267**	1,425	5,684	7,109
Deferred tax liabilities	**-**	**3,774**	**3,774**	-	6,593	6,593
	16,203	**250,130**	**266,333**	14,165	227,755	241,920
Liabilities/(Assets) of general takaful and family takaful policy holders' funds	**8,751**	**1,877,452**	**1,886,203**	7,015	1,635,908	1,642,923
	24,954	**2,127,582**	**2,152,536**	21,180	1,863,663	1,884,843

The operating revenue generated from the general and family takaful of the Group for the financial year amounted to approximately RM1,411.68 million (2015: RM1,245.58 million)

NOTES TO THE FINANCIAL STATEMENTS

40. CONTINGENT LIABILITIES

The Directors are of the opinion that provisions are not required in respect of these matters, as it is not probable that a future sacrifice of economic benefits will be required or the amount is not capable of reliable measurement.

	GROUP/BANK	
	2016 RM'000	2015 RM'000
Bai' Bithaman Ajil (BBA) During the previous financial year, the sequencing of certain Bai' Bithaman Ajil (BBA) financing contracts may potentially not be in compliance with Shariah-principles. Bank Negara Malaysia has instructed the Bank, through a letter dated 29 April 2016, to review all BBA financing contracts to ensure rectification actions are taken in a timely manner. In the event the implementation of the BBA housing financing contract are not in compliance with Shariah-principles, the gross income of the Group and the Bank amounting to RM14,568,000 and RM40,326,000 for the years ended 31 December 2016 and 31 December 2015, respectively, would need to be reversed, which reduced from RM40,326,000 for the year ended 31 December 2015. At the date of this report, the gross income of the Group and the Bank that may potentially not be in compliance with Shariah-principles has reduced to RM874,000. The Directors do not expect the outcome of the above to have a material effect on the Group's and Bank's financial position.	**14,568**	40,326
Tawarruq and Bai'Inah During the current financial year, it was identified that certain Tawarruq and Bai'Inah financing contracts of the Bank may potentially not be in compliance with Shariah-principles. The Bank is in the midst scrutinising and assessing these financing contracts. In the event the Tawarruq and Bai'Inah are not in compliance with Shariah-principles, the gross income of the Group and the Bank amounting to RM19,659,000 and RM84,589,000 for the year ended 31 December 2016 and 31 December 2015, respectively, would need to be reversed. At the date of this report, the gross income of the Group and the Bank that may potentially not be in compliance with Shariah-principles has reduced to RM14,208,000. The Directors do not expect the outcome of the above to have a material effect on the Group's and Bank's financial position.	**19,659**	84,589

41. DIVIDEND PAID

	GROUP/BANK	
	2016 RM'000	2015 RM'000
Cash dividend	**30,000**	41,026

Cash dividend paid by the Bank in respect of the financial year ended 31 December 2015 is RM30 million.

NOTES TO THE FINANCIAL STATEMENTS

42. PRIOR YEAR ADJUSTMENTS

The presentation and classification of items in the financial statements are consistent with the previous financial year except those listed below. The restatement of 1 January 2015 is a result of an initiative rolled out by the Group and the Bank during the year to align financial reporting data with loans, advances and financing system data. Adjustments are made to 1 January 2015 and 31 December 2015 so that they are comparable to 31 December 2016.

GROUP	As previously reported RM'000	Prior year adjustments RM'000	As restated RM'000
Statement of Financial Position as at 1 January 2015			
Loans, advances and financing	18,316,880	(63,464)	18,253,416
Impaired loans, advances and financing	458,814	(920)	457,894
Tax recoverable and provision for zakat	96,687	15,866	112,553
Total reserves	(2,317,389)	47,598	(2,269,791)
Statement of Financial Position as at 31 December 2015			
Loans, advances and financing	20,176,970	(64,396)	20,112,574
Impaired loans, advances and financing	497,100	(935)	496,165
Tax recoverable and provision for zakat	127,069	16,099	143,168
Total reserves	(2,388,156)	48,297	(2,339,859)
Statement of Profit or Loss and Other Comprehensive Income for the year ended 31 December 2015			
Interest income	(822,278)	1,139	(821,139)
Net income from Islamic banking operations	(568,741)	(192)	(568,933)
Impairment allowance for loans, advances and financing	73,217	(15)	73,202
Tax expense	80,741	(233)	80,508
Net profit for the year	(115,120)	699	(114,421)
BANK			
Statement of Financial Position as at 1 January 2015			
Loans, advances and financing	18,316,880	(63,464)	18,253,416
Impaired loans, advances and financing	458,814	(920)	457,894
Tax recoverable and provision for zakat	96,500	15,866	112,366
Total reserves	(2,233,819)	47,598	(2,186,221)
Statement of Financial Position as at 31 December 2015			
Loans, advances and financing	20,176,970	(64,396)	20,112,574
Impaired loans, advances and financing	497,100	(935)	496,165
Tax recoverable and provision for zakat	115,015	16,099	131,114
Total reserves	(2,307,238)	48,297	(2,258,941)
Statement of Profit or Loss and Other Comprehensive Income for the year ended 31 December 2015			
Interest income	(811,299)	1,139	(810,160)
Net income from Islamic banking operations	(568,741)	(192)	(568,933)
Impairment allowance for loans, advances and financing	73,217	(15)	73,202
Tax expense	51,358	(233)	51,125
Net profit for the year	(110,634)	699	(109,935)

www.mybsn.com.my

www.facebook.com/BSNMalaysia

@BSNMalaysia

@BSNMalaysia