



2016 | **Perangkaan
Perhutanan**
Semenanjung Malaysia

*Forestry Statistics
Peninsular Malaysia*

Untuk Rujukan Kumpulan Kayu-Kayan / References For Timber Group

Panduan Analisa Data Tumbesaran (*Growth*) Dan Tumbesaran & Pengeluaran (*Growth & Yield*)

Jabatan Perhutanan Semenanjung Malaysia,
Jalan Salahuddin, 50660 Kuala Lumpur
Terbitan 2012

Pocket Check List Of Timber Trees

J. Wyatt-Smith

(3rd Revision By K.M. Kochummen)

Terbitan 1999

Penafian / Disclaimer

Semua maklumat yang terkandung dalam penerbitan ini adalah sahih semasa cetakan.

All information published are deemed correct at the time of printing.

Bismillahirrahmanirrahim,

Segala puji bagi Allah, Tuhan Semesta Alam;

Selawat dan salam ke atas junjungan mulia Nabi Muhammad S.A.W.,

Praise be to Allah, the Almighty God, Peace and Blessings be upon the most beloved and Prophet Muhammad P.B.U.H.,

Salam Sejahtera, Salam 1Malaysia, Salam 1NRE dan Salam 1JPSM.

Greetings 1Malaysia, Greetings 1NRE, Greetings 1JPSM.

Perangkaan Perhutanan Semenanjung Malaysia merupakan terbitan Jabatan Perhutanan Semenanjung Malaysia yang menjadi rujukan utama berhubung dengan pelbagai data perhutanan. Antara data utama yang didokumenkan dalam terbitan ini termasuklah sumber hutan; pengeluaran dan penggunaan kayu balak; industri berasas kayu meliputi kayu gergaji, papan lapis, venir dan kayu kumai; perdagangan kayu-kayan; kutipan hasil; guna tenaga dalam industri perhutanan; serta hutan lipur dan hutan taman negeri.

The Forestry Statistics Peninsular Malaysia is a publication of the Forestry Department Peninsular Malaysia which is the core reference for forestry related data. Amongst the documented data are forest resources; production and consumption of logs; wood-based industries comprises of sawn timber, plywood, veneer and mouldings; timber trade; forest revenue; employment in the forest industry; as well as amenity forest and state park forest.

Penerbitan ini merupakan edisi ke-27 yang memaparkan data siri masa perhutanan untuk tempoh 10 tahun (2007-2016). Data dalam buku ini dipaparkan dalam bentuk jadual, peta, graf dan carta. Sumber data yang terkandung dalam terbitan ini adalah daripada jabatan dan agensi kerajaan seperti Lembaga Perindustrian Kayu Malaysia (LPKM), Jabatan Perangkaan Malaysia (JP), Jabatan Ukur dan Pemetaan Malaysia (JUPEM), Pertubuhan Keselamatan Sosial (PERKESO), Jabatan Perhutanan Negeri (JPN) di Semenanjung Malaysia dan Bahagian/Unit di Ibu Pejabat Jabatan Perhutanan Semenanjung Malaysia (IPJPSM). Saya mengambil kesempatan ini untuk merakamkan setinggi-tinggi terima kasih kepada semua jabatan dan agensi yang terlibat di atas segala sumbangan dan kerjasama yang diberikan. Tidak ketinggalan juga kepada semua warga kerja yang terlibat secara langsung atau tidak langsung terutamanya Ahli Jawatankuasa Editorial Perangkaan Perhutanan Semenanjung Malaysia 2016 yang telah berjaya menerbitkan penerbitan ini.

This is the 27th edition presenting time series forestry data for a period of 10 years (2007-2016). These data are presented in the form of tables, maps, graphs and charts. The source of these data are from various government departments and agencies such as the Malaysian Timber Industry Board (MTIB), Department of Statistics Malaysia (DOS), Department of Survey and Mapping Malaysia (JUPEM), Social Security Organisation (SOCSO), State Forestry Departments (SFD) and Divisions/Units of the Forestry Department Peninsular Malaysia Headquarters (FDPMHq). On this note, I would like to thank these departments and agencies for their invaluable contributions and cooperation. Not forgetting the staff directly or indirectly involved especially members of the Forestry Statistics Peninsular Malaysia Editorial Committee 2016 in the successful publication of this handbook.

Adalah menjadi harapan saya agar penerbitan ini dapat menjadi rujukan penting dan bermanfaat kepada semua pihak yang berkepentingan dalam perhutanan terutamanya bagi tujuan penyelidikan, perancangan, pengurusan, pembangunan dan penggubalan dasar.

It is my humble hope that this handbook will serve as a useful reference and beneficial to all parties who have an interest in forestry, especially for the purpose of research, planning, management, development and policy making.

PRAKATA

FOREWORD



A handwritten signature in black ink, appearing to read "Nor Akhrrudin Bin Mahmud". The signature is fluid and cursive.

DATO' HJ. NOR AKHIRRUDIN BIN MAHMUD
Ketua Pengarah Perhutanan Semenanjung Malaysia
Director-General of Forestry Peninsular Malaysia

Sekian, terima kasih.
Thank you.





KANDUNGAN

CONTENTS

PRAKATA / FOREWORD
KANDUNGAN / CONTENTS

1	PETUNJUK / INDICATORS	19
1.1	Data Penting bagi Malaysia, 2007-2016 <i>Key Data for Malaysia, 2007-2016</i>	20
1.2	Data Penting Perhutanan bagi Semenanjung Malaysia, 2007-2016 <i>Key Forestry Data for Peninsular Malaysia, 2007-2016</i>	22
2	PETA SUMBER HUTAN / FOREST RESOURCE MAP	25
2.1	Peta Tanah Berhutan di Semenanjung Malaysia, 2016 <i>Map of Forested Land in Peninsular Malaysia, 2016</i>	26
2.2	Peta Hutan Simpanan Kekal di Semenanjung Malaysia, 2016 <i>Map of Permanent Reserved Forest in Peninsular Malaysia, 2016</i>	27
3	MAKLUMAT SUMBER HUTAN / FOREST RESOURCE INFORMATION	29
3.1	Tanah Berhutan dan Tidak Berhutan, 2016 <i>Forested and Non-Forested Land, 2016</i>	30
3.2	Kawasan Berhutan Mengikut Status Tanah, 2007-2016 <i>Forested Area by Land Status, 2007-2016</i>	31
	Carta 1: Kawasan Berhutan Mengikut Status Tanah, 2007-2016 <i>Chart 1: Forested Area by Land Status, 2007-2016</i>	
3.3	Hutan Simpanan Kekal Mengikut Jenis Hutan, 2016 <i>Permanent Reserved Forest by Forest Type, 2016</i>	32
3.4	Hutan Simpanan Kekal Mengikut Jenis Hutan, 2007-2016 <i>Permanent Reserved Forest by Forest Type, 2007-2016</i>	33
	Carta 2: Hutan Simpanan Kekal Mengikut Jenis Hutan, 2007-2016 <i>Chart 2: Permanent Reserved Forest by Forest Type, 2007-2016</i>	

3.5	Status Pewartaan Hutan Simpanan Kekal, 2016 <i>Gazettement Status of Permanent Reserved Forest, 2016</i>	34
4	AKTIVITI PEMBANGUNAN DAN PENGUSAHASILAN HUTAN / FOREST DEVELOPMENT AND HARVESTING ACTIVITIES	35
4.1	Pembangunan Sumber Hutan dan Pemeliharaan / Pemuliharaan Alam Sekitar, 2007-2016 <i>Forest Resource Development and Environmental Conservation / Rehabilitation, 2007-2016</i>	36
4.2	Rawatan Silvikultur*, 2007-2016 <i>Silvicultural Treatment*, 2007-2016</i>	37
4.3	Tanaman Mengaya* Dalam Hutan Simpanan Kekal, 2007-2016 <i>Enrichment Planting* in Permanent Reserved Forest, 2007-2016</i>	38
4.4	Ladang Hutan yang Telah Ditubuhkan Dalam Hutan Simpanan Kekal sehingga 31 Disember 2016 <i>Forest Plantation Established in Permanent Reserved Forest as at 31 December 2016</i>	39
4.5	Keluasan Hutan yang Dilesenkan Untuk Pengusahaan, 2016 <i>Forest Area Licensed for Harvesting, 2016</i>	40
4.6	Keluasan Hutan yang Dilesenkan Untuk Pengusahaan, 2007-2016 <i>Forest Area Licensed for Harvesting, 2007-2016</i>	41
	Carta 3: Keluasan Hutan yang Dilesenkan Untuk Pengusahaan, 2007-2016 <i>Chart 3: Forest Area Licensed for Harvesting, 2007-2016</i>	
4.7	Keluasan Hutan yang Dilesenkan Untuk Pengusahaan mengikut Status Tanah, 2007-2016 <i>Forest Area Licensed for Harvesting by Land Status, 2007-2016</i>	42
5	PENGELUARAN / PRODUCTION	45
5.1	Pengeluaran* Kayu Balak Mengikut Negeri, 2007-2016 <i>Production* of Logs by State, 2007-2016</i>	46
	Carta 4: Pengeluaran Kayu Balak, 2007-2016 <i>Chart 4: Production of Logs, 2007-2016</i>	
	Carta 5: Pengeluaran Kayu Balak Mengikut Negeri, 2016 <i>Chart 5: Production of Logs by State, 2016</i>	

5.2	Pengeluaran Kayu Balak Mengikut Kumpulan Kayu-Kayan, 2007-2016 <i>Production of Logs by Timber Group, 2007-2016</i>	48
5.3	Pengeluaran Kayu Balak bagi Negeri-Negeri Mengikut Kumpulan Kayu-Kayan, 2016 <i>Production of Logs in the States by Timber Group, 2016</i>	53
5.4	Pengeluaran Kayu Balak bagi Negeri-Negeri Mengikut Status Tanah, 2007-2016 <i>Production of Logs in the States by Land Status, 2007-2016</i>	58
	Carta 6: Pengeluaran Kayu Balak Mengikut Status Tanah, 2007-2016 <i>Chart 6: Production of Logs by Land Status, 2007-2016</i>	
5.5	Pengeluaran Kayu Balak Mengikut Bulan, 2007-2016 <i>Monthly Logs Production, 2007-2016</i>	61
5.6	Pengeluaran Kayu Gergaji Mengikut Negeri, 2007-2016 <i>Production of Sawn Timber by State, 2007-2016</i>	62
	Carta 7: Pengeluaran Kayu Gergaji, 2007-2016 <i>Chart 7: Production of Sawn Timber, 2007-2016</i>	
	Carta 8: Pengeluaran Kayu Gergaji Mengikut Negeri, 2016 <i>Chart 8: Production of Sawn Timber by State, 2016</i>	
5.7	Pengeluaran Kayu Gergaji Kering Tanur Mengikut Negeri, 2005-2014 <i>Production of Kiln-Dried Sawn Timber by State, 2007-2014</i>	64
5.8	Pengeluaran Kayu Gergaji Kering Udara Mengikut Negeri, 2007-2014 <i>Production of Air-Dried Sawn Timber by State, 2007-2014</i>	65
5.9	Pengeluaran Kayu Gergaji bagi Negeri-Negeri Mengikut Kumpulan Kayu-Kayan, 2016 <i>Production of Sawn Timber in the States by Timber Group, 2016</i>	66
5.10	Pengeluaran Kayu Gergaji dari Kayu Getah Mengikut Negeri, 2007-2016 <i>Production of Sawn Timber from Rubberwood by State, 2007-2016</i>	71
5.11	Pengeluaran Kayu Gergaji Mengikut Bulan, 2007-2016 <i>Monthly Sawn Timber Production, 2007-2016</i>	72

5.12	Pengeluaran Papan Lapis Mengikut Negeri, 2007-2016 <i>Production of Plywood by State, 2007-2016</i>	73
	Carta 9: Pengeluaran Papan Lapis, 2007-2016 <i>Chart 9: Production of Plywood, 2007-2016</i>	
	Carta 10: Pengeluaran Papan Lapis Mengikut Negeri, 2016 <i>Chart 10: Production of Plywood by State, 2016</i>	
5.13	Pengeluaran Papan Lapis bagi Negeri-Negeri Mengikut Jenis, 2007-2016 <i>Production of Plywood in the States by Type, 2007-2016</i>	75
5.14	Pengeluaran Papan Lapis bagi Negeri-Negeri Mengikut Ketebalan, 2007-2016 <i>Production of Plywood in the States by Thickness, 2007-2016</i>	76
5.15	Pengeluaran Papan Lapis Mengikut Bulan, 2007-2016 <i>Monthly Plywood Production, 2007-2016</i>	77
5.16	Pengeluaran Venir Mengikut Negeri, 2007-2016 <i>Production of Veneer by State, 2007-2016</i>	78
	Carta 11: Pengeluaran Venir, 2007-2016 <i>Chart 11: Production of Veneer, 2007-2016</i>	
	Carta 12: Pengeluaran Venir Mengikut Negeri, 2016 <i>Chart 12: Production of Veneer by State, 2016</i>	
5.17	Pengeluaran Venir bagi Negeri-Negeri Mengikut Jenis, 2007-2016 <i>Production of Veneer in the States by Type, 2007-2016</i>	80
5.18	Pengeluaran Venir Mengikut Bulan, 2007-2016 <i>Monthly Veneer Production, 2007-2016</i>	81
5.19	Pengeluaran Kayu Kumai Mengikut Negeri, 2007-2016 <i>Production of Mouldings by State, 2007-2016</i>	82
	Carta 13: Pengeluaran Kayu Kumai, 2007-2016 <i>Chart 13: Production of Mouldings, 2007-2016</i>	

	Carta 14: Pengeluaran Kayu Kumai Mengikut Negeri, 2016 <i>Chart 14: Production of Mouldings by State, 2016</i>	
5.20	Pengeluaran Kayu Kumai Mengikut Jenis Produk, 2007-2016 <i>Production of Mouldings by Type of Products, 2007-2016</i>	84
5.21	Pengeluaran Kayu Kumai Mengikut Bulan, 2007-2016 <i>Monthly Mouldings Production, 2007-2016</i>	85

6 PENGGUNAAN / CONSUMPTION 87

6.1	Penggunaan* Kayu Balak Mengikut Negeri, 2007-2016 <i>Consumption* of Logs by State, 2007-2016</i>	88
	Carta 15: Penggunaan Kayu Balak, 2007-2016 <i>Chart 15: Consumption of Logs , 2007-2016</i>	
	Carta 16: Penggunaan Kayu Balak Mengikut Negeri, 2016 <i>Chart 16: Consumption of Logs by State, 2016</i>	
6.2	Penggunaan* Kayu Balak oleh Kilang Papan Mengikut Negeri, 2007-2016 <i>Consumption* of Logs in the States by Sawmills, 2007-2016</i>	90
	Carta 17: Penggunaan Kayu Balak oleh Kilang Papan, 2007-2016 <i>Chart 17: Consumption of Logs by Sawmills, 2007-2016</i>	
	Carta 18: Penggunaan Kayu Balak oleh Kilang Papan Mengikut Negeri, 2016 <i>Chart 18: Consumption of Logs in the States by Sawmills, 2016</i>	
6.3	Penggunaan Kayu Balak oleh Kilang Papan bagi Negeri-Negeri Mengikut Kumpulan Kayu-Kayan, 2016 <i>Consumption of Logs by Sawmills in the States by Timber Group, 2016</i>	92
6.4	Penggunaan* Kayu Balak oleh Kilang Papan Lapis/Venir Mengikut Negeri, 2007-2016 <i>Consumption* of Logs in the States by Plywood/Veneer Mills, 2007-2016</i>	97
	Carta 19: Penggunaan Kayu Balak oleh Kilang Papan Lapis/Venir, 2007-2016 <i>Chart 19: Consumption of Logs by Plywood/Veneer Mills, 2007-2016</i>	

	Carta 20: Penggunaan Kayu Balak oleh Kilang Papan Lapis/Venir Mengikut Negeri, 2016 <i>Chart 20: Consumption of Logs in the States by Plywood/Veneer Mills, 2016</i>	
6.5	Penggunaan Kayu Balak oleh Kilang Papan Lapis/Venir bagi Negeri-Negeri Mengikut Kumpulan Kayu-Kayan, 2016 <i>Consumption of Logs by Plywood/Veneer Mills in the States by Timber Group, 2016</i>	99
6.6	Penggunaan Kayu Gergaji bagi Negeri-Negeri oleh Kilang Kayu Kumai, 2007-2016 <i>Consumption of Sawn Timber in the States by Moulding Mills, 2007-2016</i>	103
	Carta 21: Penggunaan Kayu Gergaji oleh Kilang Kayu Kumai, 2007-2016 <i>Chart 21: Consumption of Sawn Timber by Moulding Mills, 2007-2016</i>	
	Carta 22: Penggunaan Kayu Gergaji oleh Kilang Kayu Kumai Mengikut Negeri, 2016 <i>Chart 22: Consumption of Sawn Timber in the States by Moulding Mills, 2016</i>	
6.7	Penggunaan Kayu Gergaji oleh Kilang Kayu Kumai bagi Negeri-Negeri Mengikut Kumpulan Kayu-Kayan, 2016 <i>Consumption of Sawn Timber by Moulding Mills in the States by Timber Group, 2016</i>	105
6.8	Jualan Domestik bagi Kayu Gergaji kepada Pengguna Utama, 2007-2016 <i>Domestic Sales of Sawn Timber to Major Consumers, 2007-2016</i>	108
6.9	Jualan Domestik bagi Kayu Gergaji Mengikut Negeri, 2007-2016 <i>Domestic Sales of Sawn Timber by State, 2007-2016</i>	109
6.10	Jualan Domestik bagi Papan Lapis kepada Pengguna Utama, 2007-2016 <i>Domestic Sales of Plywood to Major Consumers, 2007-2016</i>	110
6.11	Jualan Domestik bagi Papan Lapis Mengikut Negeri, 2007-2016 <i>Domestic Sales of Plywood by State, 2007-2016</i>	111
7	KAPASITI KILANG / MILL CAPACITY	113
7.1	Anggaran Kapasiti bagi Industri Pemprosesan Utama Berasas Kayu, 2007-2016 <i>Estimated Capacity of Primary Wood-Based Processing Industries, 2007-2016</i>	114
8	PERDAGANGAN / TRADE	115
8.1	Eksport dan Import Produk Kayu-Kayan Utama, 2007-2016 <i>Export and Import of Major Timber Products, 2007-2016</i>	116

	Carta 23: Nilai Eksport dan Import Produk Kayu-Kayan Utama, 2007-2016 <i>Chart 23: Export and Import Value of Major Timber Products, 2007-2016</i>	
8.2	Eksport Produk Kayu-Kayan Utama, 2007-2016 <i>Export of Major Timber Products, 2007-2016</i>	117
	Carta 24: Nilai Eksport Produk Kayu-Kayan Utama, 2007-2016 <i>Chart 24: Export Value of Major Timber Products, 2007-2016</i>	
8.3	Eksport Kayu Gergaji Mengikut Kumpulan Kayu-Kayan, 2007-2016 <i>Export of Sawn Timber by Timber Group, 2007-2016</i>	119
8.4	Eksport Produk Kayu-Kayan Utama Mengikut Rantau Utama, 2016 <i>Export of Major Timber Products by Major Regions, 2016</i>	127
8.5	Eksport Produk Kayu-Kayan Utama Mengikut Rantau Utama, 2007-2016 <i>Export of Major Timber Products by Major Regions, 2007-2016</i>	128
	Carta 25: Eksport Produk Kayu-Kayan Utama, 2007-2016 <i>Chart 25: Export of Major Timber Products, 2007-2016</i>	
	Carta 26: Eksport Produk Kayu-Kayan Utama Mengikut Rantau Utama, 2016 <i>Chart 26: Export of Major Timber Products by Major Regions, 2016</i>	
8.6	Eksport Produk Kayu-Kayan Utama Mengikut Negara, 2016 <i>Export of Major Timber Products by Country, 2016</i>	130
8.7	Import Produk Kayu-Kayan Utama, 2007-2016 <i>Import of Major Timber Products, 2007-2016</i>	136
	Carta 27: Import Produk Kayu-Kayan Utama, 2007-2016 <i>Chart 27: Import of Major Timber Products, 2007-2016</i>	
	Carta 28: Nilai Import Produk Kayu-Kayan Utama, 2016 <i>Chart 28: Import Value of Major Timber Products, 2016</i>	
8.8	Import Produk Kayu-Kayan Utama Mengikut Negara, 2016 <i>Import of Major Timber Products by Countries, 2016</i>	138

8.9	Eksport Perabot Kayu dan Rotan dari Malaysia, 2007-2016 <i>Export of Wooden and Rattan Furniture from Malaysia, 2007-2016</i>	142
8.10	Eksport dan Import Pulpa dan Kertas oleh Malaysia, 2007-2016 <i>Export and Import of Pulp and Paper by Malaysia, 2007-2016</i>	143
9	INDUSTRI / INDUSTRIES	145
9.1	Bilangan Industri Berasas Kayu Utama, 2007-2016 <i>Number of Major Wood-Based Industries, 2007-2016</i>	146
9.2	Bilangan Kilang Papan Mengikut Negeri, 2007-2016 <i>Number of Sawmills by State, 2007-2016</i>	147
9.3	Bilangan Kilang Papan Lapis/Venir Mengikut Negeri, 2007-2016 <i>Number of Plywood/Veneer Mills by State, 2007-2016</i>	148
9.4	Bilangan Kilang Kayu Kumai Mengikut Negeri, 2007-2016 <i>Number of Moulding Mills by State, 2007-2016</i>	149
10	HARGA / PRICES	151
10.1	Purata Harga Domestik Kayu Balak Mengikut Kumpulan Kayu-Kayan, 2007-2016 <i>Average Domestic Price of Logs by Timber Group, 2007-2016</i>	152
10.2	Purata Harga Domestik Kayu Gergaji Mengikut Kumpulan Kayu-Kayan dan Saiz, 2007-2016 <i>Average Domestic Price of Sawn Timber by Timber Group and Size, 2007-2016</i>	154
10.3	Purata Harga Domestik Papan Lapis (4' X 8'), 2007-2016 <i>Average Domestic Price of Plywood (4' X 8'), 2007-2016</i>	158
10.4	Purata Harga Eksport Kayu Gergaji Mengikut Kumpulan Kayu-Kayan, 2007-2016 <i>Average Export Price of Sawn Timber by Timber Group, 2007-2016</i>	159
11	PELABURAN / INVESTMENT	161
11.1	Jumlah Pelaburan (Harta Tetap)* bagi Industri Berasas Kayu Utama, 2007-2016 <i>Total Investment (Fixed Asset)* of Major Wood-Based Industries, 2007-2016</i>	162

12	KADAR DAN KUTIPAN HASIL / RATES AND REVENUE COLLECTION	163
12.1	Kadar Royalti Kayu Balak bagi Negeri Mengikut Kumpulan Kayu-Kayan, 2016 <i>Royalty Rates of Logs in the State by Timber Group, 2016</i>	164
12.2	Kadar Premium Pengusahasilan Hutan Mengikut Negeri, 2016 <i>Forest Harvesting Premium Rates by State, 2016</i>	167
12.3	Kadar Ses Pembangunan Hutan Mengikut Negeri, 2007-2016 <i>Forest Development Cess Rates by State, 2007-2016</i>	172
12.4	Kadar Royalti Kayu Jaras, Kayu Api dan Kayu Arang Mengikut Negeri, 2016 <i>Royalty Rates for Poles, Fuelwood and Charcoal by State, 2016</i>	173
12.5	Kadar* Royalti Buluh Mengikut Negeri, 2016 <i>Royalty Rates* for Bamboo By State, 2016</i>	177
12.6	Kadar Royalti Rotan Mengikut Negeri, 2016 <i>Royalty Rates for Rattan by State, 2016</i>	178
12.7	Kadar Bayaran Lesen dan Fee bagi Industri Berasas Kayu Mengikut Negeri, 2016 <i>Licences and Fees of Wood-Based Industries by State, 2016</i>	182
12.8	Kutipan Hasil Hutan Mengikut Negeri, 2016 <i>Forest Revenue Collected by State, 2016</i>	185
	Carta 29 : Kutipan Hasil Hutan Mengikut Negeri, 2016 <i>Chart 29: Forest Revenue Collected by State, 2016</i>	
12.9	Kutipan Hasil Hutan, 2007-2016 <i>Collection of Forest Revenue, 2007-2016</i>	186
	Carta 30 : Kutipan Hasil Hutan, 2007-2016 <i>Chart 30: Collection of Forest Revenue, 2007-2016</i>	
12.10	Kutipan dan Perbelanjaan* Ses Pembangunan Hutan Mengikut Negeri, 2007-2016 <i>Collection and Expenditure* of Forest Development Cess by State, 2007-2016</i>	187

12.11	Kadar Ses Eksport, Semenanjung Malaysia <i>Export Cess Rates, Peninsular Malaysia</i>	188
-------	--	-----

13	SUMBER MANUSIA DAN GUNA TENAGA / HUMAN RESOURCE AND EMPLOYMENT	191
-----------	---	------------

13.1	Tenaga Kerja di Jabatan Perhutanan Semenanjung Malaysia, 2007-2016 <i>Workforce in the Forestry Department Peninsular Malaysia, 2007-2016</i>	192
13.2	Guna Tenaga dalam Pengusahaan Hutan dan Industri Berasas Kayu, 2007-2016 <i>Employment in the Forest Harvesting and Wood-Based Industries, 2007-2016</i>	193
13.3	Guna Tenaga dalam Pengusahaan Hutan dan Industri Berasas Kayu Mengikut Kewarganegaraan, 2013-2016 <i>Employment in the Forest Harvesting and Wood-Based Industries by Citizenship, 2013-2016</i>	194
13.4	Guna Tenaga dalam Pengusahaan Hutan, 2007-2016 <i>Employment in Forest Harvesting, 2007-2016</i>	195
13.5	Guna Tenaga dalam Pengusahaan Hutan Mengikut Kewarganegaraan, 2013-2016 <i>Employment in the Forest Harvesting by Citizenship, 2013-2016</i>	196
13.6	Jumlah dan Purata Pendapatan Pekerja dalam Industri Berasas Kayu, 2016 <i>Total and Average Income of Employees in the Wood-Based Industries, 2016</i>	197
13.7	Guna Tenaga Mengikut Kategori dalam Industri Berasas Kayu, 2007-2016 <i>Employment by Category in the Wood-Based Industries, 2007-2016</i>	198
13.8	Jumlah dan Purata Pendapatan Pekerja Mengikut Kategori dalam Industri Berasas Kayu, 2016 <i>Total and Average Income of Employees by Category in the Wood-Based Industries, 2016</i>	199
13.9	Guna Tenaga di Kilang Papan, 2007-2016 <i>Employment in the Sawmills, 2007-2016</i>	200
13.10	Guna Tenaga di Kilang Papan Mengikut Kewarganegaraan, 2013-2016 <i>Employment in the Sawmills by Citizenship, 2013-2016</i>	201
13.11	Guna Tenaga dan Pendapatan di Kilang Papan Mengikut Jantina, 2016 <i>Employment and Income in the Sawmills by Gender, 2016</i>	202

13.12	Guna Tenaga Mengikut Kategori di Kilang Papan, 2007-2016 <i>Employment by Category in the Sawmills, 2007-2016</i>	203
13.13	Guna Tenaga dan Pendapatan Mengikut Kategori dan Jantina di Kilang Papan, 2016 <i>Employment and Income by Category and Gender in the Sawmills, 2016</i>	204
13.14	Guna Tenaga di Kilang Papan Lapis/Venir, 2007-2016 <i>Employment in the Plywood/Veneer Mills, 2007-2016</i>	205
13.15	Guna Tenaga di Kilang Papan Lapis/Venir Mengikut Kewarganegaraan, 2013-2016 <i>Employment in the Plywood/Veneer Mills by Citizenship, 2013-2016</i>	206
13.16	Guna Tenaga dan Pendapatan di Kilang Papan Lapis/Venir Mengikut Jantina, 2016 <i>Employment and Income in the Plywood/Veneer Mills by Gender, 2016</i>	207
13.17	Guna Tenaga Mengikut Kategori di Kilang Papan Lapis/Venir, 2007-2016 <i>Employment by Category in the Plywood/Veneer Mills, 2007-2016</i>	208
13.18	Guna Tenaga dan Pendapatan Mengikut Kategori dan Jantina di Kilang Papan Lapis/Venir, 2016 <i>Employment and Income by Category and Gender in the Plywood/Veneer Mills, 2016</i>	209
13.19	Guna Tenaga di Kilang Kayu Kumai, 2007-2016 <i>Employment in the Moulding Mills, 2007-2016</i>	210
13.20	Guna Tenaga di Kilang Kayu Kumai Mengikut Kewarganegaraan, 2013-2016 <i>Employment in the Moulding Mills by Citizenship, 2013-2016</i>	211
13.21	Guna Tenaga dan Pendapatan di Kilang Kayu Kumai Mengikut Jantina, 2016 <i>Employment and Income in the Moulding Mills by Gender, 2016</i>	212
13.22	Guna Tenaga Mengikut Kategori di Kilang Kayu Kumai, 2007-2016 <i>Employment by Category in the Moulding Mills, 2007-2016</i>	213
13.23	Guna Tenaga dan Pendapatan Mengikut Kategori dan Jantina di Kilang Kayu Kumai, 2016 <i>Employment and Income by Category and Gender in the Moulding Mills, 2016</i>	214
13.24	Kemalangan dalam Pengusahaan Hutan dan Industri Berasas Kayu di Malaysia, 2007-2016 <i>Accidents in the Harvester and Wood-Based Industries in Malaysia, 2007-2016</i>	215

Carta 31 : Kemalangan dalam Pengusahaan Hutan dan Industri Berasas Kayu, 2007-2016

Chart 31: Accidents in the Forest Harvesting and Wood-Based Industry, 2007-2016

14	HUTAN LIPUR DAN HUTAN TAMAN NEGERI / AMENITY FOREST AND STATE PARK FOREST	217
14.1	Bilangan Hutan Lipur dan Hutan Taman Negeri Mengikut Negeri, 2007-2016 <i>Number of Amenity Forest and State Park Forest by State, 2007-2016</i>	218
14.2	Bilangan Pelawat ke Hutan Lipur dan Hutan Taman Negeri Mengikut Negeri, 2016 <i>Number of Visitors to Amenity Forest and State Park Forest by State, 2016</i>	219
14.3	Senarai Hutan Lipur dalam Hutan Simpanan Kekal di Semenanjung Malaysia, 2016 <i>List of Amenity Forest in the Permanent Reserved Forest in Peninsular Malaysia, 2016</i>	220
14.4	Senarai Hutan Taman Negeri di bawah Penyeliaan Jabatan Perhutanan Semenanjung Malaysia, 2016 <i>List of State Park Forest under Forestry Department Peninsular Malaysia Supervision, 2016</i>	225
14.5	Peta Lokasi Hutan Lipur dan Hutan Taman Negeri di Semenanjung Malaysia, 2016 <i>Location Map of Amenity Forest and State Park Forest in Peninsular Malaysia, 2016</i>	226
LAMPIRAN / APPENDIX		227
A	Catuan Tebangan Tahunan bagi Hutan Simpanan Kekal, Semenanjung Malaysia <i>Annual Allowable Cut for Permanent Reserved Forest, Peninsular Malaysia</i>	228
B	Kayu Balak yang Diharamkan untuk Dieksport oleh Semenanjung Malaysia <i>Logs Banned from Export by Peninsular Malaysia</i>	229
C	Formula: Unit Metrik dan Imperial <i>Formula: Metric and Imperial Units</i>	230
	Singkatan <i>Abbreviations</i>	231
	Ahli Jawatankuasa Editorial Penyediaan Buku Perangkaan Perhutanan Semenanjung Malaysia, 2016 <i>Forestry Statistics Peninsular Malaysia Editorial Committee, 2016</i>	234
	Penghargaan <i>Acknowledgement</i>	236





1

PETUNJUK
INDICATORS

1.1

DATA PENTING BAGI MALAYSIA, 2007-2016
 KEY DATA FOR MALAYSIA, 2007-2016

MALAYSIA	2007	2008	2009	2010	2011	2012	2013	2014	2015	2016 ^p
Penduduk <i>Population ('000,000)</i>	27.06	27.57	28.08	28.59	29.06	29.51	30.21	30.71	31.19	31.66
Guna Tenaga / Employment ('000)										
Jumlah Tenaga Buruh <i>Total Labour Force</i>	10,889.5	11,028.1	11,315.3	12,303.9	12,675.8	13,221.7	13,980.5	14,263.6	14,518.0	14,667.8
Bekerja <i>Employed</i>	10,538.1	10,659.6	10,897.3	11,899.5	12,284.4	12,820.5	13,545.4	13,852.6	14,067.7	14,163.7
Menganggur <i>Unemployed</i>	351.4	368.5	418.0	404.4	391.4	401.2	435.1	411.1	450.3	504.1
Kadar Pengangguran <i>Unemployment Rate (%)</i>	3.2	3.3	3.7	3.3	3.1	3.0	3.1	2.9	3.1	3.4
Pendapatan Negara Kasar (PNK) / Gross National Income (GNI) (RM '000,000)										
Harga Semasa <i>Current Prices</i>	651,355	746,915	698,642	795,303	890,133	935,410	984,846	1,069,819	1,125,611	1,195,480
Harga Tetap <i>Constant Prices</i>	589,003	605,385	607,944	795,303	839,052	871,804	916,903	972,535	1,038,993	1,084,896
Keluaran Dalam Negeri Kasar (KDNK) / Gross Domestic Product (GDP) (RM '000,000)										
Harga Semasa <i>Current Prices</i>	665,340	769,949	712,857	821,434	911,733	971,252	1,018,821	1,106,443	1,157,723	1,230,120
Harga Tetap <i>Constant Prices</i>	610,087	639,565	629,885	821,434	864,920	912,261	955,260	1,012,449	1,062,355	1,108,227
PNK Per Kapita / Per Capita GNI (RM)										
Harga Semasa <i>Current Prices</i>	24,072	27,094	24,879	27,819	30,629	31,698	32,921	34,838	36,093	37,759
Harga Tetap <i>Constant Prices</i>	21,768	21,960	21,649	27,819	28,871	29,543	30,650	31,670	33,316	34,266
Kadar Pertumbuhan PNK Tahunan / Annual GNI Growth Rate (%)										
Harga Semasa <i>Current Prices</i>	12.4	14.7	-6.5		11.9	5.1	5.3	8.7	5.2	6.2
Harga Tetap <i>Constant Prices</i>	6.3	2.8	0.4		5.5	3.9	5.2	6.1	6.8	4.4

MALAYSIA	2007	2008	2009	2010	2011	2012	2013	2014	2015	2016 ^p
Kadar Pertumbuhan KDNK Tahunan / Annual GDP Growth Rate (%)										
Harga Semasa <i>Current Prices</i>	11.5	15.7	-7.4		10.9	6.5	4.9	8.6	4.6	6.3
Harga Tetap <i>Constant Prices</i>	6.3	4.8	-1.5		5.3	5.5	4.7	6.0	5.0	4.2
Perdagangan Luar Negara / External Trade (RM '000,000)										
Jumlah Eksport <i>Total Exports</i>	604,300	663,014	552,518	638,822	697,862	702,641	719,992	766,129	779,947	785,935
Jumlah Import <i>Total Imports</i>	502,045	519,804	434,670	528,828	573,626	606,677	648,695	682,982	685,391	698,662
Imbangan Perdagangan <i>Balance of Trade</i>	102,255	143,210	117,848	109,994	124,236	95,964	71,298	83,146	94,556	87,273
Sumbangan Aktiviti Perhutanan dan Pengusahasilan kepada Jumlah KDNK (RM '000,000) / Contribution of Forestry Activities and Harvesting to Total GDP										
Harga Semasa <i>Current Prices</i>	9,049	9,029	8,742	8,493	9,308	9,644	8,564	8,926	8,810	9,172
Pembahagian Peratusan KDNK <i>Percentage Share of GDP (%)</i>	1.4	1.2	1.2	1.0	1.0	1.0	0.8	0.8	0.8	0.7
Harga Tetap <i>Constant Prices</i>	7,926	7,526	7,140	8,493	7,920	7,596	7,015	7,199	6,629	6,433
Pembahagian Peratusan KDNK <i>Percentage Share of GDP (%)</i>	1.3	1.2	1.1	1.0	0.9	0.8	0.7	0.7	0.6	0.6
Perdagangan Luar Negara Sektor Perhutanan / External Trade of Forestry Sector (RM '000,000)										
Eksport Kayu dan Hasil Keluaran Kayu <i>Export of Timber and Timber Products</i>	22,521	22,634	19,407	20,330	20,008	19,898	19,327	20,355	21,673	21,866
Sumbangan Sektor Perhutanan kepada Jumlah Eksport <i>Contribution of Forestry Sector to Total Exports (%)</i>	3.7	3.4	3.5	3.2	2.9	2.8	2.7	2.7	2.8	2.8

p: sementara / *preliminary*

Nota / Note:

2010 merupakan tahun asas / *2010 is the base year*

bagi tahun 2010 dan ke atas, data Keluaran Dalam Negeri Kasar (KDNK) ini diterbitkan berasaskan tahun 2010 berbanding tahun asas 2005 bagi penerbitan terdahulu.

Secara konsepnya pertukaran tahun asas 2005 kepada 2010 membawa maksud semua transaksi barangan dan perkhidmatan dinilai semula berdasarkan harga tahun 2010.

for 2010 and onwards, the GDP data are published based on 2010 base year as compared to 2005 base year in the past publication. Conceptually, the changes of base year from 2005 to 2010 refers to transaction of all goods and services revalued based on the prices in 2010.

1.2

DATA PENTING PERHUTANAN BAGI SEMENANJUNG MALAYSIA, 2007-2016
 KEY FORESTRY DATA FOR PENINSULAR MALAYSIA, 2007-2016

SEM. MALAYSIA / PEN. MALAYSIA Keluasan / Area (ha)	2007	2008	2009	2010	2011	2012	2013	2014	2015	2016
Keluasan Tanah <i>Land Area</i>	13,162,245	13,180,728	13,182,266	13,184,633	13,184,633	13,184,629	13,184,629	13,184,629	13,184,629	13,184,629
Kawasan Berhutan <i>Forested Area</i>	5,841,195	5,893,519	5,873,764	5,864,256	5,807,005	5,788,523	5,831,101	5,803,213	5,784,870	5,773,363
Hutan Simpanan Kekal <i>Permanent Reserved Forest</i>	4,695,630	4,925,065	4,930,569	4,919,685	4,912,434	4,893,613	4,936,290	4,933,787	4,916,748	4,924,153
Hutan Tanah Kerajaan <i>State Land Forest</i>	444,991	381,550	327,661	354,568	304,568	304,907	304,808	279,433	278,129	259,217
Hutan Taman Hidupan Liar <i>Wildlife Forest Park</i>	700,574	586,378	615,209	585,119	585,119	585,119	585,119	585,109	585,109	585,109
Lain-lain Rizab Berhutan <i>Other Forested Reserve</i>	-	526	325	4,884	4,884	4,884	4,884	4,884	4,884	4,884
Kawasan Tidak Berhutan <i>Non-Forested Area</i>	7,321,050	7,287,209	7,308,502	7,320,377	7,377,628	7,396,106	7,353,528	7,381,416	7,399,759	7,411,266
Keluasan Pengusahaan Hutan / Area for Harvesting (ha)										
Keluasan Hutan yang Dilesen untuk Pengusahaan <i>Forest Area Licensed for Harvesting</i>	103,599	103,210	86,344	98,635	110,520	93,164	80,210	102,816	77,195	94,931
Keluaran Utama / Major Product (m³)										
Kayu Balak <i>Logs</i>	4,220,302	4,028,724	3,686,717	4,161,568	4,171,971	4,467,667	4,084,454	4,114,546	4,163,544	4,450,784
Kayu Gergaji <i>Sawn Timber</i>	2,668,030	2,386,598	2,080,706	2,659,253	2,675,384	2,790,071	2,501,722	2,456,888	2,511,256	2,484,569
Papan Lapis <i>Plywood</i>	473,145	467,153	357,490	382,884	403,262	415,466	380,518	381,446	425,796	364,247
Venir <i>Veneer</i>	45,293	13,739	7,685	34,632	54,991	61,774	92,016	141,164	67,688	93,854
Kayu Kumai <i>Mouldings</i>	195,716	170,846	141,973	160,928	235,500	243,968	76,672	97,677	79,277	71,900
Papan Blok <i>Blockboard</i>	41	-	-	-	-	-	-	-	-	-

SEM. MALAYSIA / PEN. MALAYSIA Keluasan / Area (ha)	2007	2008	2009	2010	2011	2012	2013	2014	2015	2016
Penggunaan / Consumption (m³)										
Penggunaan Kayu Balak <i>Consumption of Logs</i>	4,980,510	4,203,398	3,601,173	4,496,430	4,602,311	5,480,992	4,176,734	4,104,786	4,049,577	4,082,874
Penggunaan Kayu Gergaji oleh Kilang Kayu Kumai <i>Consumption of Sawn Timber by Moulding Mills</i>	348,220	206,708	302,081	202,633	290,899	343,931	101,240	134,078	102,439	91,913
Perdagangan Luar Negara / External Trade (RM '000)										
Eksport Produk Kayu-Kayan Utama <i>Exports of Major Timber Products</i>	4,243,655	4,505,039	3,585,716	3,922,553	4,150,598	3,097,276	3,121,382	4,438,089	5,372,006	5,781,747
Import Produk Kayu-Kayan Utama <i>Imports of Major Timber Products</i>	1,341,108	1,318,855	1,104,988	1,282,029	1,295,061	1,370,109	1,334,240	1,609,596	1,775,010	1,851,001
Kutipan Hasil Hutan / Forest Revenue (RM '000)										
Kutipan Hasil Hutan <i>Forest Revenue</i>	312,025	351,309	321,280	385,273	419,469	430,764	333,661	378,350	477,865	439,631
Pelaburan / Investment (RM '000)										
Industri Berasas Kayu Terpilih <i>Selected Wood-Based Industries</i>	2,126,147	2,006,775	2,483,297	2,552,000	2,580,817	2,430,375	2,659,240	2,029,006	1,869,682	1,766,531
Guna Tenaga dalam Pengusahaan Hutan dan Industri Berasas Kayu (Bil.) <i>Employment in the Forest Harvesting and Wood-Based Industries (No.)</i>										
Pengusahaan Hutan <i>Forest Harvesting</i>	7,906	6,446	5,370	5,458	5,997	6,242	6,574	6,827	6,595	7,524
Kilang Papan <i>Sawmills</i>	21,031	22,270	20,067	18,417	17,796	17,457	15,329	16,597	15,867	15,618
Kilang Papan Lapis & Venir <i>Plywood & Veneer Mills</i>	5,696	6,486	4,300	4,295	4,271	4,534	4,725	4,833	5,827	5,325
Kilang Kayu Kumai <i>Moulding Mills</i>	5,035	5,364	4,577	3,635	3,762	3,846	2,089	3,604	3,119	2,463



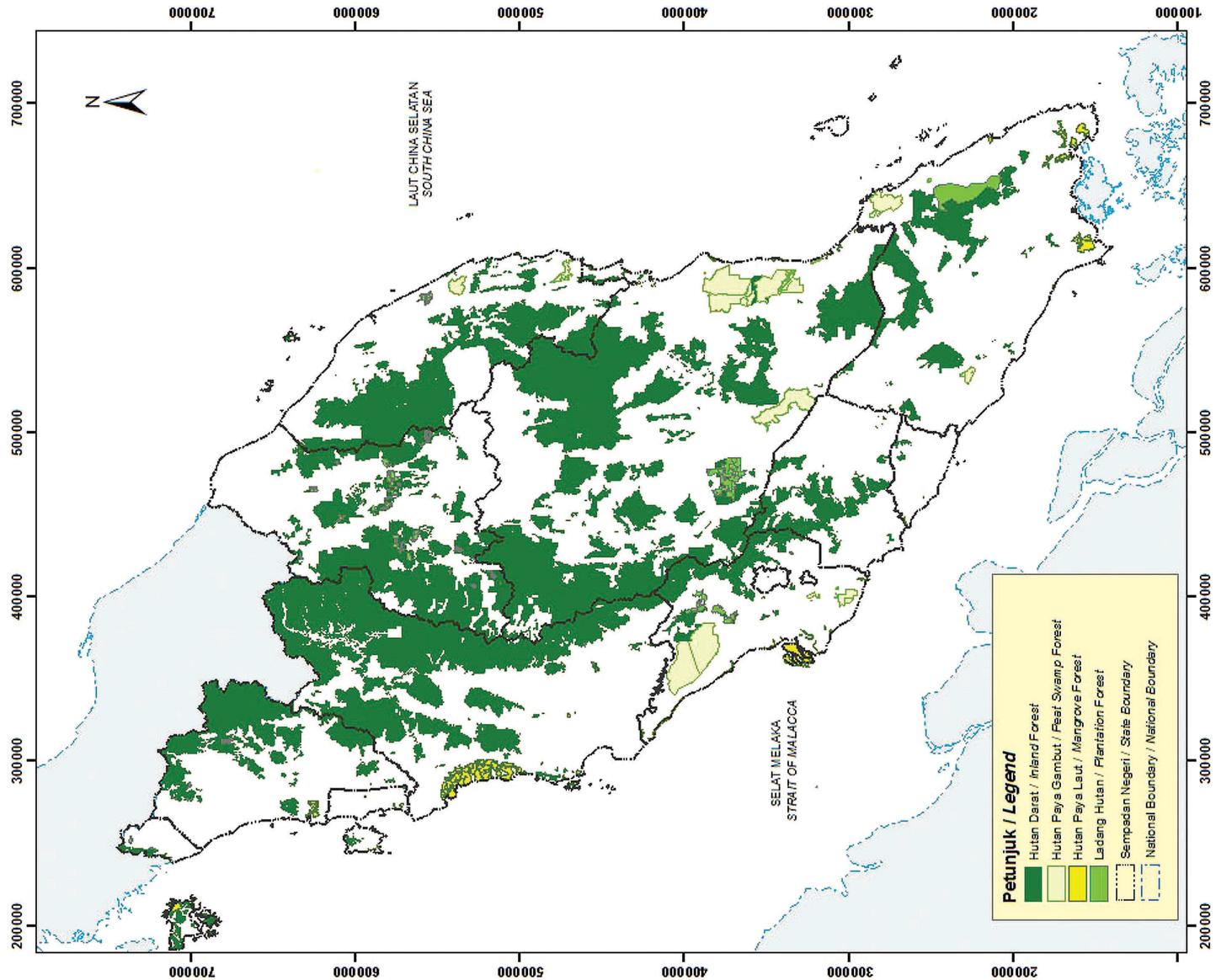


2

PETA SUMBER HUTAN
FOREST RESOURCE MAP

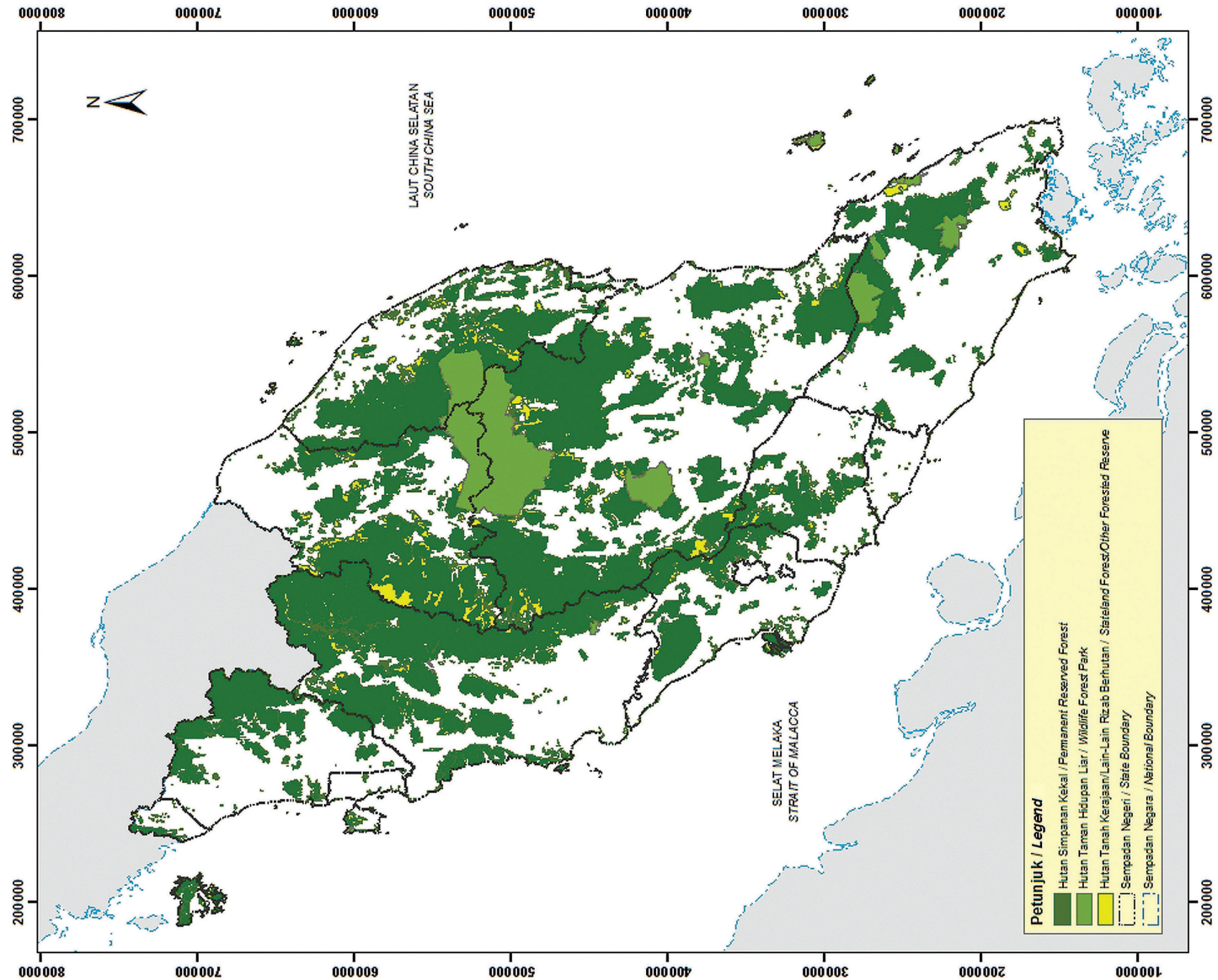
2.1

PETA TANAH BERHUTAN DI SEMENANJUNG MALAYSIA, 2016 MAP OF FORESTED LAND IN PENINSULAR MALAYSIA, 2016



2.2

PETA HUTAN SIMPANAN KEKAL DI SEMENANJUNG MALAYSIA, 2016 MAP OF PERMANENT RESERVED FOREST IN PENINSULAR MALAYSIA, 2016





3

MAKLUMAT SUMBER HUTAN
FOREST RESOURCE INFORMATION

3.1

TANAH BERHUTAN DAN TIDAK BERHUTAN, 2016

FORESTED AND NON-FORESTED LAND, 2016

(ha)

Negeri State	Keluasan Negeri Land Area	Hutan Simpanan Kekal (HSK) Permanent Reserved Forest (PRF)			Hutan Taman Hidupan Liar Wildlife Forest Park				Taman Negeri ³ State Park		Hutan Tanah Kerajaan State Land Forest	Lain-lain Rizab Berhutan Other Forested Reserve	Jumlah Besar Keluasan Total Area					
		Diwarta Gazetted	Cadangan Proposed	Jumlah Total	Rezab Hidupan Liar ¹ Wildlife Reserve		Taman Negara ² National Park		Luar HSK Outside PRF	Dlm HSK In PRF			Luar HSK Outside PRF	Dlm HSK In PRF	Berhutan Forested		Tidak Berhutan Non-Forested	
					Luar HSK Outside PRF	Dlm HSK In PRF	Luar HSK Outside PRF	Dlm HSK In PRF							(ha)	%	(ha)	%
		(a)	(b)	(c)	(d)=(b)+(c)	(e)	(f)	(g)	(h)	(i)			(j)	(k)	(l)	(m)=(d)+(e)+(g)+(i)+(k)+(l)	%	(n)=(a)-(m)
Johor	1,901,600	333,721	80,907	414,628	-	111,454	325	67,290	-	-	29,375	4,884	449,212	23.62	1,452,388	76.38		
Kedah	942,500	341,976	-	341,976	-	-	-	-	-	-	455	-	342,431	36.33	600,069	63.67		
Kelantan	1,510,500	615,056	20,381	635,437	103,082	-	-	-	-	21,910	73,677	-	812,196	53.77	698,304	46.23		
Melaka*	165,200	5,137	-	5,137	20	-	-	-	-	-	228	-	5,385	3.26	159,815	96.74		
Negeri Sembilan*	665,709	155,650	-	155,650	24	-	-	-	-	-	2,415	-	158,089	23.75	507,620	76.25		
Pahang	3,596,500	1,558,880	1,033	1,559,913	151,617	-	248,123	-	-	40,197	97,025	-	2,056,678	57.19	1,539,822	42.81		
Perak	2,102,200	997,604	1,869	999,473	3,161	-	-	-	-	117,500	19,146	-	1,021,780	48.61	1,080,420	51.39		
Perlis	79,500	10,615	184	10,799	68	-	-	-	-	4,380	665	-	11,532	14.51	67,968	85.49		
Pulau Pinang*	103,100	5,101	959	6,060	-	-	1,182	-	-	-	519	-	7,761	7.53	95,339	92.47		
Selangor	793,020	250,129	-	250,129	-	853	-	-	-	93,002	731	-	250,860	31.63	542,160	68.37		
Terengganu*	1,295,600	544,883	-	544,883	-	15,000	77,507	-	-	-	33,000	-	655,390	50.59	640,210	49.41		
WPKL*	29,200	68	-	68	-	-	-	-	-	-	1,981	-	2,049	7.02	27,151	92.98		
Jumlah Total	13,184,629	4,818,820	105,333	4,924,153	257,972	127,307	327,137	67,290	-	276,989	259,217	4,884	5,773,363	43.79	7,411,266	56.21		

Nota / Note:

¹ : Rizab Hidupan Liar adalah rizab di bawah penyeliaan PERHILITAN / Jabatan Perhutanan Negeri

Wildlife Reserve is a reserve under the supervision of the Department of Wildlife and National Parks / State Forestry Department

² : Taman Negara adalah di bawah penyeliaan PERHILITAN

National Park is under the supervision of the Department of Wildlife and National Parks

³ : Taman Negeri adalah di bawah penyeliaan Perbadanan Negeri (Taman Negeri Endau Rompin) / Jabatan Perhutanan Negeri

State Park is under the supervision of the State Corporation (Endau Rompin State Park) / State Forestry Department ()*

* : pelaporan menggunakan data digital

report using digital data

3.2

KAWASAN BERHUTAN MENGIKUT STATUS TANAH, 2007-2016

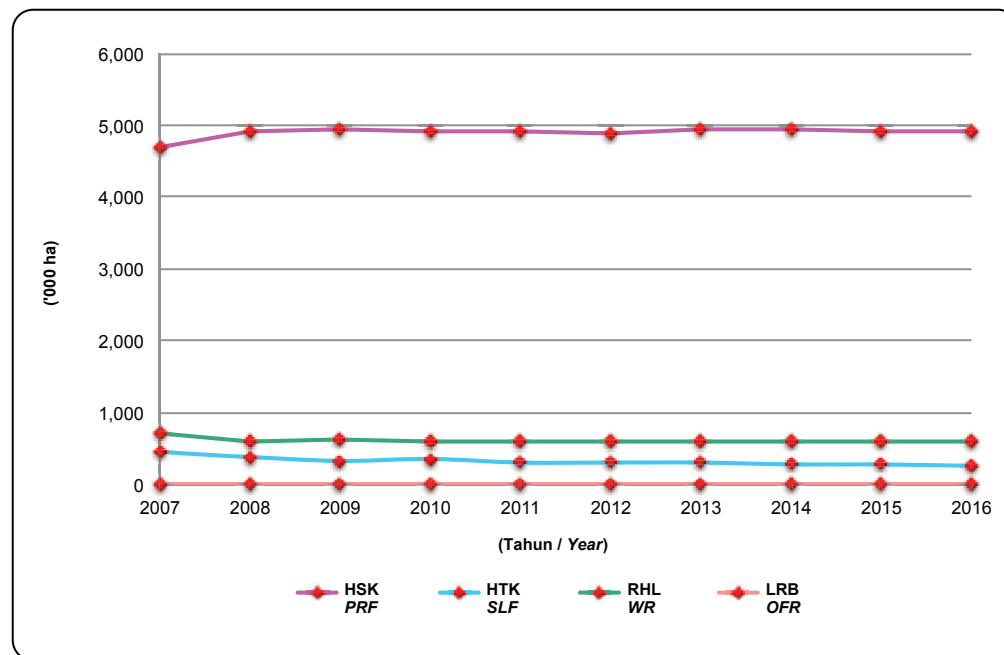
FORESTED AREA BY LAND STATUS, 2007-2016

(ha)

Tahun Year	HSK PRF	HTK SLF	RHL WR	LRB OFR	Jumlah Total
2007	4,695,630	444,991	700,574	-	5,841,195
2008	4,925,065	381,550	586,378	526	5,893,519
2009	4,930,569	327,661	615,209	325	5,873,764
2010	4,919,685	354,568	585,119	4,884	5,864,256
2011	4,912,434	304,568	585,119	4,884	5,807,005
2012	4,893,613	304,907	585,119	4,884	5,788,523
2013	4,936,290	304,808	585,119	4,884	5,831,101
2014	4,933,787	279,433	585,109	4,884	5,803,213
2015	4,916,748	278,129	585,109	4,884	5,784,870
2016	4,924,153	259,217	585,109	4,884	5,773,363

CARTA 1: KAWASAN BERHUTAN MENGIKUT STATUS TANAH, 2007-2016

CHART 1: FORESTED AREA BY LAND STATUS, 2007-2016



Nota / Note:

maklumat Hutan Taman Hidupan Liar termasuk Rizab Hidupan Liar, Taman Negara dan Taman Negeri.
the information of Wildlife Forest Park includes Wildlife Reserve, National Park, and State Park.

3.3

HUTAN SIMPANAN KEKAL MENGIKUT JENIS HUTAN, 2016

PERMANENT RESERVED FOREST BY FOREST TYPE, 2016

(ha)

Negeri State	Hutan Asli Natural Forest				Ladang Hutan ¹ Forest Plantation ¹	Jumlah Total
	Darat Inland	Paya Gambut Peat Swamp	Paya Laut Mangrove	Jumlah Total		
	(a)	(b)	(c)	(d) = (a+b+c)	(e)	(f) = (d+e)
Johor	318,718	3,796	31,915	354,429	60,199	414,628
Kedah	326,192	-	6,201	332,393	9,583	341,976
Kelantan	468,595	-	-	468,595	166,842	635,437
Melaka*	5,002	-	135	5,137	-	5,137
Negeri Sembilan*	152,549	-	101	152,650	3,000	155,650
Pahang	1,326,679	140,830	2,416	1,469,925	89,988	1,559,913
Perak	899,092	-	43,878	942,970	56,503	999,473
Perlis	10,128	-	-	10,128	671	10,799
Pulau Pinang*	5,015	-	1,045	6,060	-	6,060
Selangor	136,860	82,890	18,998	238,748	11,381	250,129
Terengganu*	514,082	25,931	1,037	541,050	3,833	544,883
WPKL ²	68	-	-	68	-	68
Jumlah Total	4,162,980	253,447	105,726	4,522,153	402,000	4,924,153

Nota / Note:

- ¹ : pelaporan keluasan Ladang Hutan berdasarkan kelulusan Dasar Pembangunan Ladang Hutan
report of Forest Plantation area based on approval under Forest Plantation Development Policy
- ² : pelaporan menggunakan data digital
report using digital data

3.4

HUTAN SIMPANAN KEKAL MENGIKUT JENIS HUTAN, 2007-2016

PERMANENT RESERVED FOREST BY FOREST TYPE, 2007-2016
(ha)

Tahun Year	Jenis Hutan Forest Type				Jumlah Total
	Darat Inland	Paya Gambut Peat Swamp	Paya Laut Mangrove	Ladang Plantation	
2007	4,250,087	237,745	103,257	104,541	4,695,630
2008	4,481,698	241,474	100,824	101,069	4,925,065
2009	4,478,543	241,474	101,800	108,752	4,930,569
2010	4,469,324	242,906	98,798	108,657	4,919,685
2011	4,384,876	242,906	98,858	185,794	4,912,434
2012	4,354,030	242,906	98,848	197,829	4,893,613
2013	4,257,200	254,976	99,697	324,417	4,936,290
2014	4,185,186	255,080	105,693	387,828	4,933,787
2015	4,168,354	253,447	105,693	389,254	4,916,748
2016	4,162,980	253,447	105,726	402,000	4,924,153

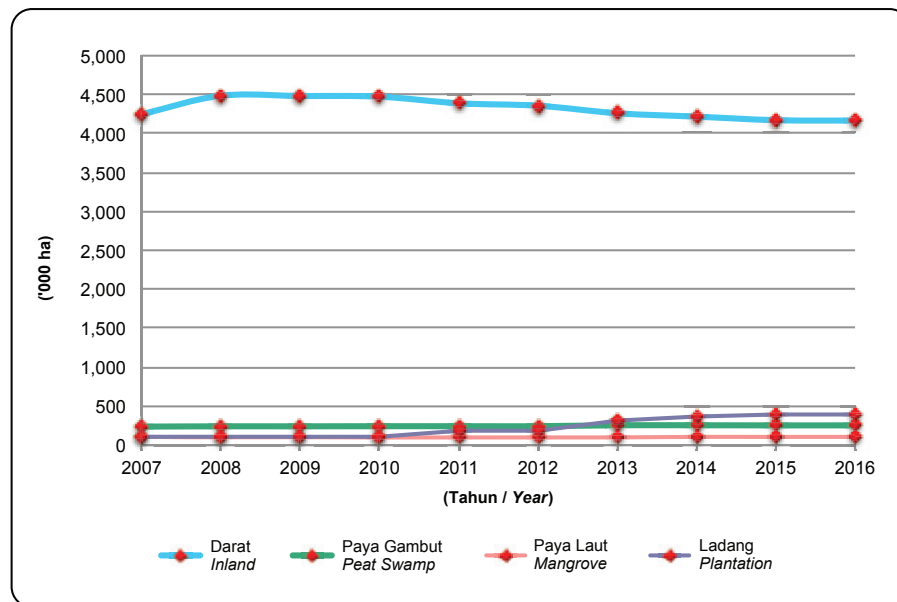
Nota / Note:

mulai tahun 2013, pelaporan keluasan Ladang Hutan berdasarkan kelulusan Dasar Pembangunan Ladang Hutan

beginning 2013, report of Forest Plantation area based on approval under Forest Plantation Development Policy

CARTA 2 : HUTAN SIMPANAN KEKAL MENGIKUT JENIS HUTAN, 2007-2016

CHART 2 : PERMANENT RESERVED FOREST BY FOREST TYPE, 2007-2016



3.5

STATUS PEWARTAAN HUTAN SIMPANAN KEKAL, 2016
GAZETEMENT STATUS OF PERMANENT RESERVED FOREST, 2016
 (ha)

Negeri State	Diwartakan Gazetted				Diluluskan oleh MMKN tetapi belum diwarta* Approved by State EXCO but not yet gazetted	HSK sehingga PRF as at 31.12.2016	Diluluskan oleh MMKN untuk dikeluar tetapi belum diwarta Approved by State EXCO for excision but not yet gazetted
	sehingga as at 01.01.2016	dalam tempoh during 01.01.2016- 31.12.2016	keluar dalam tempoh excised during 01.01.2016- 31.12.2016	sehingga as at 31.12.2016			
	(a)	(b)	(c)	(d) = (a+b)-c			
Johor	333,730	-	9	333,721	80,907	414,628	-
Kedah	341,976	-	-	341,976	-	341,976	-
Kelantan	623,849	2,416	11,209	615,056	20,381	635,437	2,450
Melaka*	5,104	33	-	5,137	-	5,137	-
Negeri Sembilan*	155,708	-	58	155,650	-	155,650	-
Pahang	1,562,960	172	4,252	1,558,880	1,033	1,559,913	12,315
Perak	997,624	-	20	997,604	1,869	999,473	-
Perlis	10,615	-	-	10,615	184	10,799	-
Pulau Pinang*	5,101	-	-	5,101	959	6,060	-
Selangor	250,129	-	-	250,129	-	250,129	-
Terengganu*	544,937	-	54	544,883	-	544,883	7,217
WPKL*	68	-	-	68	-	68	-
Jumlah Total	4,831,801	2,621	15,602	4,818,820	105,333	4,924,153	21,982

Nota / Note:

* :cadangan HSK / proposed PRF

4

AKTIVITI PEMBANGUNAN DAN PENGUSAHASILAN HUTAN

*FOREST DEVELOPMENT
AND HARVESTING ACTIVITIES*

Sumber Resource	2007	2008	2009	2010	2011	2012	2013	2014	2015	2016
Silvikultur dan Pemuliharaan Hutan / Silviculture and Forest Rehabilitation										
Inventori Selepas Tebangan (ha) <i>Post Felling Inventory</i>	14,290	15,586	14,360	12,297	13,295	14,806	17,645	15,444	18,057	20,101
Memotong Akar/Pejabat (ha) <i>Cutting of Lianas</i>	11,809	6,745	7,136	7,986	5,797	4,396	4,768	2,117	3,984	3,370
Tanaman Mengaya* (ha) <i>Enrichment Planting</i>	735	1,628	715	2,781	1,039	1,852	948	326	197	407
Kutipan Biji Benih (kg) ^{###} <i>Seed Collection</i>	1,298	1,698	1,765	2,172	794	3,074	2,508	1,135	456	1,287
Pengeluaran Anak Benih Daripada Tapak Semaian Jabatan (pokok) [#] <i>Seedlings Raised From Departments' Nursery (trees)</i>	-	-	-	-	-	-	1,228,742	1,550,072	1,051,579	1,062,228
Perhutanan Masyarakat / Community Forestry										
Hutan Lipur dan Hutan Taman Negeri (bil) <i>Amenity Forest and State Park Forest (no.)</i>	129	129	129	130	130	131	131	121	119	118
Hutan Pelajaran (bil.) <i>Education Forest (no.)</i>	-	2	1	15	3	6	11	39	40	39
Tanaman Tumbuhan Ubatan (ha) <i>Planting of Medicinal Plants</i>	36	42	34	156	7	2	-	-	-	-
Pemeliharaan Dan Pemuliharaan Alam Sekitar / Environmental Conservation and Rehabilitation**										
Tanaman Pesisiran Pantai** (pokok) <i>Coastal Planting (trees)</i>	552,788	1,130,317	991,614	733,817	198,203	22,387	34,036	41,873	66,650	163,173

Nota / Note:

- data Hutan Lipur dan Hutan Taman Negeri serta Hutan Pelajaran (bermula 2014) adalah kumulatif manakala bagi Tanaman Tumbuhan Ubatan adalah semasa.
data for Amenity Forest and State Park Forest as well as Education Forest (beginning 2014) are cumulative, while Planting of Medicinal Plants are current.
- mulai tahun 2013, aktiviti Tanaman Tumbuhan Ubatan tidak dilaksanakan.
beginning 2013, Planting of Medicinal Plants was not carry out.
- * : termasuk kawasan dirian hutan miskin, kawasan terosot dan lapang (bekas matau, bekas tapak kongsi, lorong penarik dan kawasan tanaman pindah)
includes poor forest stand, degraded and open areas (former log landing areas, former logging camp sites, skid trails and shifting cultivation areas)
- # : pelaporan direkodkan bermula tahun 2013
recording of data started in year 2013.
- ** : tanaman pokok bakau dan spesies-spesies yang sesuai di pesisiran pantai negara
planting of mangroves and other suitable tree species along the national coastline
- ### : maklumat kutipan biji benih hanya meliputi Tapak Semaian Lentang
seed collection data from Lentang Nursery

4.2

RAWATAN SILVIKULTUR*, 2007-2016
SILVICULTURAL TREATMENT*, 2007-2016
 (ha)

Negeri State	2007	2008	2009	2010	2011	2012	2013	2014	2015	2016
Johor	-	2,230	-	2,264	2,983	997	782	1,400	1,067	1,470
Kedah	2,291	-	20	1,827	1,177	1,488	1,208	1,882	1,334	1,917
Kelantan	8,321	5,263	-	2,094	3,830	3,672	5,173	1,525	250	-
Melaka	-	-	-	1	-	-	-	-	-	-
Negeri Sembilan	91	-	70	585	-	1,272	659	1,116	446	673
Pahang	5,950	2,366	2,746	5,665	4,604	6,020	5,892	5,583	4,497	6,443
Perak	9,137	5,784	4,447	6,884	3,630	6,602	7,961	4,476	6,993	7,126
Perlis	411	383	368	166	50	50	-	5	-	-
Pulau Pinang	-	-	-	5	8	2	-	-	-	-
Selangor	597	748	434	774	756	133	45	-	-	-
Terengganu	-	-	89	3,110	3,093	818	1,642	1,900	3,470	2,471
WPKL	8	8	-	-	-	-	-	-	-	-
Jumlah Total	26,806	16,782	8,174	23,375	20,131	21,054	23,362	17,887	18,057	20,100

Nota / Note:

* : inventori selepas tebangan, memotong akar/pepanjat dan tanaman mengaya
post felling inventory (Post-F), cutting of lianas (CL) and enrichment planting

4.3

TANAMAN MENGAYA* DALAM HUTAN SIMPANAN KEKAL, 2007-2016

ENRICHMENT PLANTING* IN PERMANENT RESERVED FOREST, 2007-2016

(ha)

Negeri State	2007	2008	2009	2010	2011	2012	2013	2014	2015	2016
Johor	-	2	-	73	83	85	-	15	-	86
Kedah	200	60	20	106	50	154	320	64	62	24
Kelantan	-	275	-	330	-	-	-	40	40	20
Melaka	-	-	6	1	-	-	-	-	-	-
Negeri Sembilan	-	71	50	98	-	66	70	48	-	-
Pahang	273	870	463	1,356	448	569	272	191	-	167
Perak	252	250	106	398	130	741	230	49	90	110
Perlis	10	-	-	52	50	50	-	5	-	-
Pulau Pinang	-	-	-	1	8	2	-	11	-	-
Selangor	-	100	70	75	70	133	45	-	-	-
Terengganu	-	-	-	291	200	52	11	18	5	-
WPKL	-	-	-	-	-	-	-	-	-	-
Jumlah Total	735	1,628	715	2,781	1,039	1,852	948	441	197	407

Nota / Note:

* : termasuk kawasan dirian hutan miskin, kawasan terosot dan lapang (bekas matau, bekas tapak kongsi, lorong penarik dan kawasan tanaman pindah)
includes poor forest stand, degraded and open areas (former log landing areas, former logging camp sites, skid trails and shifting cultivation areas)

4.4

LADANG HUTAN YANG TELAH DITUBUHKAN DALAM HUTAN SIMPANAN KEKAL SEHINGGA 31 DISEMBER 2016

FOREST PLANTATION ESTABLISHED IN PERMANENT RESERVED FOREST AS AT 31 DECEMBER 2016

(ha)

Tahun Year	Akasia Acacia	Jati Teak	Pine Pine	Getah Hevea	Sentang A.excelsa	Lain-lain Others	Jumlah Total
2007	59,767	2,743	2,292	17,443	352	21,944	104,541
2008	55,503	2,698	2,667	17,544	281	22,376	101,069
2009	59,486	2,709	2,667	21,936	281	21,673	108,752
2010	74,438	2,709	716	22,401	281	8,112	108,657
2011	28,978	2,901	374	21,930	881	6,521	61,585
2012	41,989	2,847	374	34,877	868	6,489	87,444
2013	46,126	2,847	374	40,372	868	7,209	97,796
2014	34,258	2,847	374	71,094	875	18,401	127,849
2015	34,389	2,893	340	84,026	875	18,052	140,575
2016	28,814	2,847	340	61,985	891	19,046	113,923

Negeri State	Akasia Acacia	Jati Teak	Pine Pine	Getah Hevea	Sentang A.excelsa	Lain-lain Others	Jumlah Total
Johor	17,653	-	-	7,227	-	11,333	36,213
Kedah	25	1,962	68	1,167	218	460	3,900
Kelantan	-	111	-	32,977	15	717	33,820
Melaka	-	-	-	-	-	-	-
Negeri Sembilan	-	-	-	1,182	-	15	1,197
Pahang	8,720	-	-	11,062	56	1,124	20,962
Perak	-	119	-	1,821	13	918	2,871
Perlis	-	625	-	-	-	46	671
Pulau Pinang	-	-	-	-	-	-	-
Selangor	-	30	272	6,338	582	4,159	11,381
Terengganu	2,416	-	-	211	7	274	2,908
WPKL	-	-	-	-	-	-	-
Jumlah Total	28,814	2,847	340	61,985	891	19,046	113,923

Nota / Note:

1. Data 2007-2010 merujuk kepada keluasan yang diluluskan untuk tanaman ladang hutan / data for 2007-2010 refer to the approved area for forest plantation
2. Mulai tahun 2011, data merujuk kepada keluasan ladang hutan yang telah ditanam / beginning year 2011, data refer to planted forest plantation area

4.5

KELUASAN HUTAN YANG DILESENKAN UNTUK PENGUSAHASILAN, 2016

FOREST AREA LICENSED FOR HARVESTING, 2016

(ha)

Negeri State	Hutan Simpanan Kekal Permanent Reserved Forest					Tanah Kerajaan State Land	Tanah Bermilik Alienated Land	Jumlah Kawasan Dilesenkan Untuk Pengusahaan Total Area Licensed For Harvesting
	Catuan Tebangan Tahunan Annual Allowable Cut		Ladang Hutan Forest Plantation	Lain-lain* Others	Jumlah Total			
	Diluluskan Approved	Diusahasilkan Harvested						
	(a)	(b)	(c)	(d)	(e) = (b+c+d)			
Johor	2,121	907	307	41	1,255	718	658	2,631.00
Kedah	3,338	3,338	3,328	-	6,666	-	749	7,415.00
Kelantan	5,417	2,625	8,002	1,831	12,458	341	3,812	16,611.10
Melaka	30	-	-	40	40	-	-	40.00
Negeri Sembilan	2,397	1,827	-	-	1,827	-	642	2,468.96
Pahang	13,687	13,677	15,594	1,689	30,960	10,701	1,162	42,823.00
Perak	7,744	6,215	1,600	183	7,998	2,795	2,057	12,850.00
Perlis	-	-	-	-	-	-	11	11.00
Pulau Pinang	-	-	-	-	-	-	-	-
Selangor	982	-	-	-	-	107	-	107.00
Terengganu	7,983	7,983	-	-	7,983	399	1,592	9,974.00
WPKL	-	-	-	-	-	-	-	-
Jumlah Total	43,699	36,572	28,831	3,784	69,187	15,061	10,683	94,931

Nota / Note:

* : Empangan, laluan talian elektrik (TNB), getah klon balak, perlombongan dan kuari, taman herba, taman botani, dan ekopelancongan
Dam, high-tension transmission line route (TNB), Timber Latex Clone (TLC), mining and quarries, herbal park, botanical garden, and ecotourism

4.6

KELUASAN HUTAN YANG DILESENKAN UNTUK PENGUSAHASILAN, 2007-2016

FOREST AREA LICENSED FOR HARVESTING, 2007-2016

(ha)

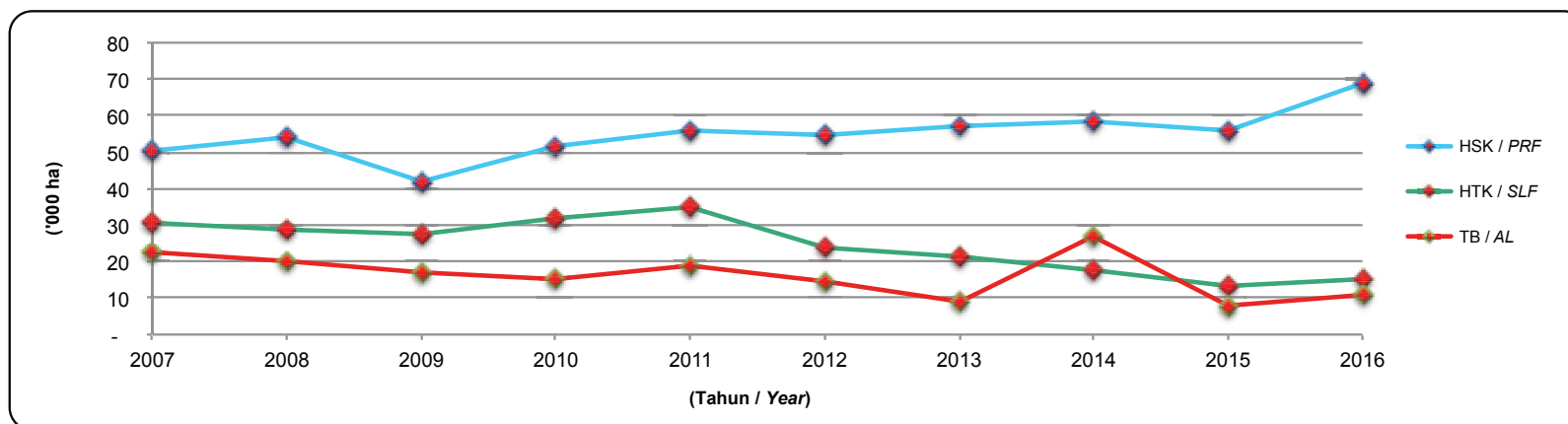
Tahun Year	Hutan Simpanan Kekal Permanent Reserved Forest					Tanah Kerajaan State Land	Tanah Bermilik Alienated Land	Jumlah Kawasan Dilesenkan Untuk Pengusahaan Total Area Licensed For Harvesting
	Catuan Tebangan Tahunan Annual Allowable Cut		Ladang Hutan Forest Plantation	Lain-lain* Others	Jumlah Total			
	Diluluskan Approved	Diusahasil Harvested						
	(a)	(b)	(c)	(d)	(e) = (b+c+d)			
2007	36,940	29,621	18,146	2,788	50,555	30,552	22,492	103,599
2008	36,940	30,832	20,981	2,309	54,122	28,901	20,187	103,210
2009	36,940	25,522	11,357	5,117	41,996	27,262	17,086	86,344
2010	36,940	31,529	14,297	5,922	51,748	31,949	14,938	98,635
2011	40,334	36,503	6,575	13,175	56,253	35,103	19,164	110,520
2012	40,334	35,538	13,486	5,496	54,520	23,884	14,760	93,164
2013	40,334	38,191	14,202	4,736	57,129	21,535	9,161	87,825
2014	40,334	34,070	12,112	12,205	58,387	17,528	26,901	102,816
2015	40,334	28,795	23,346	4,074	56,215	13,043	7,937	77,195
2016	43,699	36,572	28,831	3,784	69,187	15,061	10,683	94,931

Nota / Note:

* : empangan, laluan talian eletrik TNB, getah klon balak, perlombongan dan kuari
dam, TNB high-tension transmission line, A Timber Latex Clone (TLC), mining and quarries

CARTA 3 : KELUASAN HUTAN YANG DILESENKAN UNTUK PENGUSAHASILAN, 2007-2016

CHART 3 : FOREST AREA LICENSED FOR HARVESTING, 2007-2016



4.7

KELUASAN HUTAN YANG DILESENKAN UNTUK PENGUSAHASILAN MENGIKUT STATUS TANAH, 2007-2016

FOREST AREA LICENSED FOR HARVESTING BY LAND STATUS, 2007-2016

(ha)

Negeri State	Klasifikasi Classification	2007	2008	2009	2010	2011	2012	2013	2014	2015	2016
Johor	HSK / PRF	6,072	5,725	1,480	2,889	1,944	3,570	1,583	3,606	3,195	1,255
	HTK / SLF	3,227	661	454	999	361	1,381	768	1,051	993	718
	TB / AL	1,631	2,582	2,383	1,585	1,754	1,333	815	1,072	537	658
	Jumlah / Total	10,930	8,968	4,317	5,473	4,059	6,284	3,166	5,729	4,725	2,631
Kedah	HSK / PRF	2,007	2,435	2,028	3,646	4,978	2,451	4,715	3,602	4,658	6,666
	HTK / SLF	1,068	2,459	752	253	677	80	100	60	-	-
	TB / AL	1,344	553	1,251	1,703	653	734	1,068	936	670	749
	Jumlah / Total	4,419	5,447	4,031	5,602	6,308	3,265	5,883	4,598	5,328	7,415
Kelantan	HSK / PRF	17,385	21,243	16,969	17,943	15,232	11,727	13,163	12,255	12,122	12,458
	HTK / SLF	7,824	5,077	2,849	2,986	3,209	2,083	1,891	665	372	341
	TB / AL	3,369	4,144	5,013	2,821	6,114	6,402	2,481	4,721	2,570	3,812
	Jumlah / Total	28,578	30,464	24,831	23,750	24,555	20,212	17,535	17,641	15,064	16,611
Melaka	HSK / PRF	-	45	20	-	-	-	-	133	-	40
	HTK / SLF	45	-	-	-	38	-	-	-	-	-
	TB / AL	230	40	37	-	-	356	-	-	-	-
	Jumlah / Total	275	85	57	-	38	356	-	133	-	40
Negeri Sembilan	HSK / PRF	2,473	1,106	421	415	1,458	820	609	1,410	1,130	1,827
	HTK / SLF	3,815	1,515	2,205	1,399	3,367	1,389	321	299	497	-
	TB / AL	2,458	1,240	1,570	826	1,881	601	298	315	36	642
	Jumlah / Total	8,746	3,861	4,196	2,640	6,706	2,810	1,228	2,024	1,663	2,469
Pahang	HSK / PRF	8,892	12,594	11,350	12,646	16,314	19,373	19,835	22,214	24,467	30,960
	HTK / SLF	10,150	13,573	15,796	14,960	19,648	14,187	15,361	12,151	9,672	10,701
	TB / AL	2,537	3,047	3,065	3,275	3,495	2,352	1,100	604	339	1,162
	Jumlah / Total	21,579	29,214	30,211	30,881	39,457	35,912	36,296	34,969	34,478	42,823

Negeri State	Klasifikasi Classification	2007	2008	2009	2010	2011	2012	2013	2014	2015	2016
Perak	HSK / PRF	7,901	6,220	6,616	6,927	8,213	7,010	8,722	6,898	6,025	7,998
	HTK / SLF	2,541	4,256	2,857	7,715	7,502	3,565	2,790	3,153	1,303	2,795
	TB / AL	3,565	5,266	2,205	2,975	3,577	1,470	1,258	2,975	1,721	2,057
	Jumlah / Total	14,007	15,742	11,678	17,617	19,292	12,045	12,770	13,026	9,049	12,850
Perlis	HSK / PRF	-	-	-	-	2	-	-	-	165	-
	HTK / SLF	-	-	-	-	-	-	-	-	-	-
	TB / AL	-	-	-	15	-	21	72	-	3	11
	Jumlah / Total	-	-	-	15	2	21	72	-	168	11
Pulau Pinang	HSK / PRF	-	-	-	-	-	-	-	-	-	-
	HTK / SLF	-	-	1	-	-	176	9	-	-	-
	TB / AL	-	-	23	-	65	3	-	-	-	-
	Jumlah / Total	-	-	24	-	65	179	9	-	-	-
Selangor	HSK / PRF	1,905	893	23	376	-	39	-	-	-	-
	HTK / SLF	87	-	-	-	-	-	-	-	-	107
	TB / AL	1,178	295	182	361	180	89	259	13,558	3	-
	Jumlah / Total	3,170	1,188	205	737	180	128	259	13,558	3	107
Terengganu	HSK / PRF	3,920	3,861	3,089	6,906	8,112	9,530	8,502	8,269	4,453	7,983
	HTK / SLF	1,795	1,360	2,348	3,637	301	1,023	295	149	206	399
	TB / AL	6,180	3,020	1,357	1,377	1,445	1,399	1,810	2,720	2,058	1,592
	Jumlah / Total	11,895	8,241	6,794	11,920	9,858	11,952	10,607	11,138	6,717	9,974
Jumlah Total	HSK / PRF	50,555	54,122	41,996	51,748	56,253	54,520	57,129	58,387	56,215	69,187
	HTK / SLF	30,552	28,901	27,262	31,949	35,103	23,884	21,535	17,528	13,043	15,061
	TB / AL	22,492	20,187	17,086	14,938	19,164	14,760	9,161	26,901	7,937	10,683
	Jumlah / Total	103,599	103,210	86,344	98,635	110,520	93,164	87,825	102,816	77,195	94,931

Nota / Note:

data Hutan Simpanan Kekal meliputi Kawasan Catuan Tebangan Tahunan (diusahasil), kawasan bagi tujuan Ladang Hutan dan lain-lain kawasan data for Permanent Reserved Forest includes Annual Allowable Cut (harvested), areas for Forest Plantation and other areas





5

PENGELUARAN
PRODUCTION

5.1

PENGELUARAN* KAYU BALAK MENGIKUT NEGERI, 2007-2016

PRODUCTION* OF LOGS BY STATE, 2007-2016

(m³)

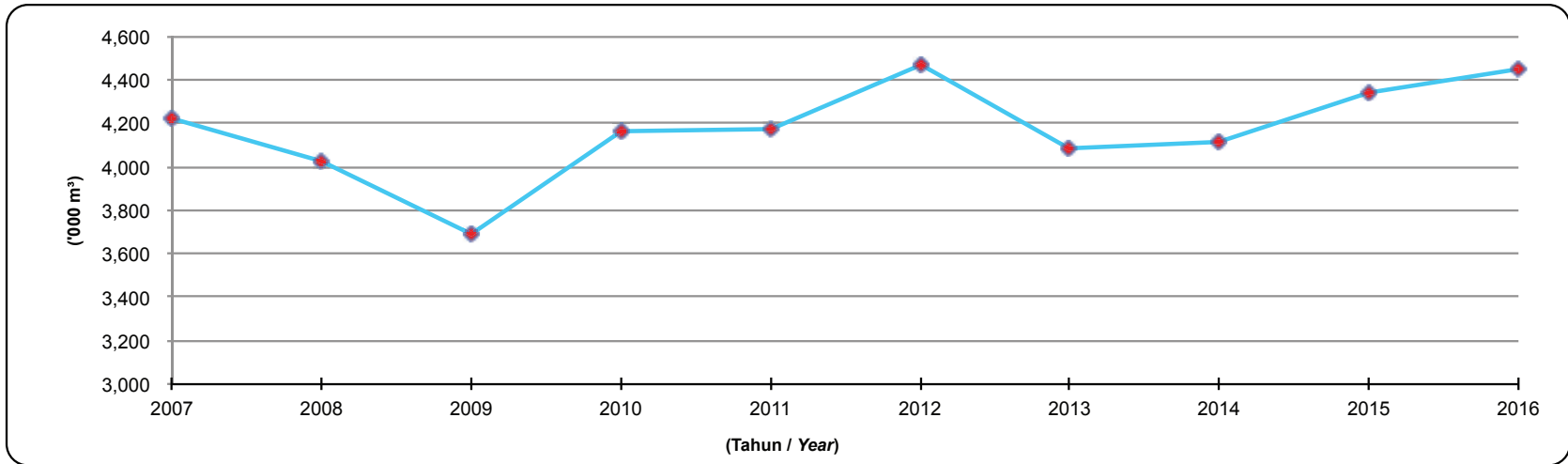
Negeri State	2007	2008	2009	2010	2011	2012	2013	2014	2015	2016
Johor	171,047	105,428	70,740	72,777	70,790	50,951	90,775	70,239	54,536	47,472
Kedah	178,092	233,046	209,330	202,477	367,822	304,078	227,543	293,553	353,461	457,791
Kelantan	1,442,811	1,408,715	1,265,291	1,269,968	1,128,921	1,111,040	1,050,474	954,302	887,666	830,567
Melaka	1,573	692	679	778	1,163	-	16	4,895	-	2,508
Negeri Sembilan	92,607	65,844	87,843	67,377	112,162	112,661	85,187	51,787	73,702	43,790
Pahang	1,136,901	1,121,226	1,174,658	1,374,041	1,407,351	1,661,572	1,604,992	1,778,864	2,037,322	2,270,648
Perak	755,638	681,722	567,594	609,461	656,264	660,289	576,468	485,152	455,652	529,620
Perlis	-	-	-	218	461	424	787	960	779	496
Pulau Pinang	-	-	-	-	946	2,736	96	-	-	-
Selangor	37,847	23,789	6,193	4,333	2,596	2,064	1,072	703	4,311	4,286
Terengganu	403,786	388,262	304,389	560,138	423,495	561,852	447,044	474,091	296,115	263,606
WPKL	-	-	-	-	-	-	-	-	-	-
Jumlah Total	4,220,302	4,028,724	3,686,717	4,161,568	4,171,971	4,467,667	4,084,454	4,114,546	4,163,544	4,450,784

Nota / Note:

* : tidak termasuk pengeluaran kayu getah, kayu jaras, batang kelapa dan batang kelapa sawit
exclude production of rubberwood, poles, coconut trunks and oil palm trunks

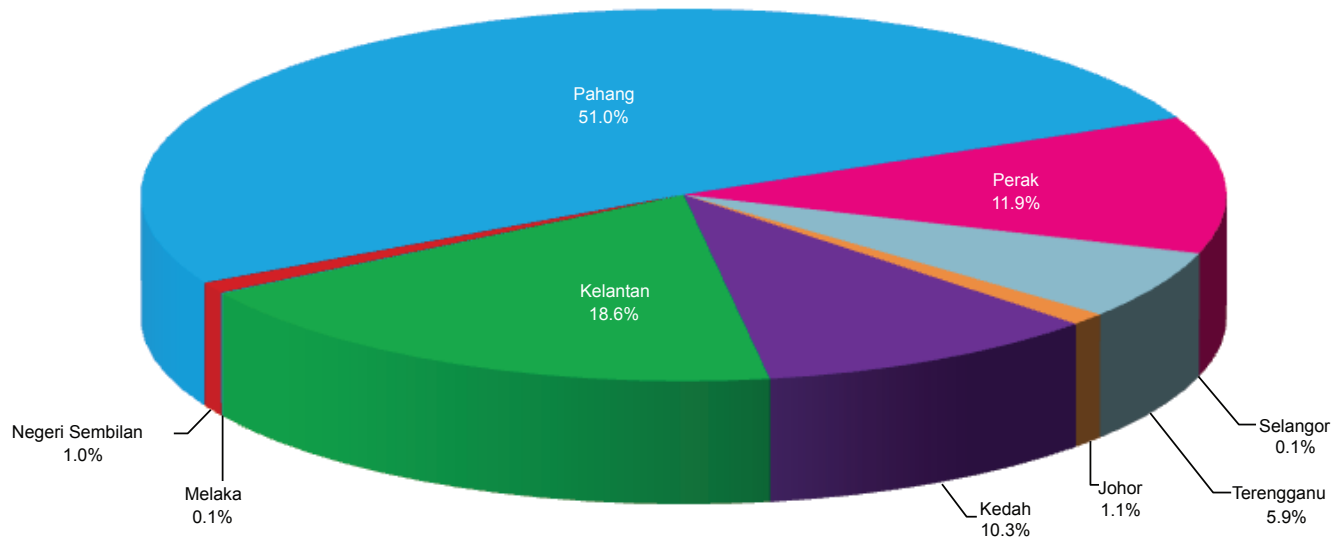
CARTA 4: PENGELUARAN KAYU BALAK, 2007-2016

CHART 4: PRODUCTION OF LOGS, 2007-2016



CARTA 5: PENGELUARAN KAYU BALAK MENGIKUT NEGERI, 2016

CHART 5: PRODUCTION OF LOGS BY STATE, 2016



5.2

PENGELUARAN KAYU BALAK MENGIKUT KUMPULAN KAYU-KAYAN, 2007-2016

PRODUCTION OF LOGS BY TIMBER GROUP, 2007-2016

(m³)

Kumpulan Kayu-Kayan Timber Group	2007	2008	2009	2010	2011	2012	2013	2014	2015	2016
KKB / HHW										
Balau	90,774	97,833	73,796	90,496	97,682	115,441	92,967	89,352	76,929	87,385
Balau Membatu	-	-	-	-	-	-	-	-	-	972
Balau Merah	-	-	-	-	-	-	6,424	14,669	20,988	14,915
Bitis	1,052	1,026	974	1,398	285	1,041	926	2,172	628	1,376
Chengal	19,340	23,875	17,829	15,613	18,425	22,751	22,454	24,625	18,221	23,244
Giam	871	342	261	1,265	413	1,257	1,881	1,670	1,124	1,638
Kekatang	33,886	31,472	32,031	25,508	39,195	40,523	30,863	23,285	24,828	27,772
KerANJI	45,636	38,281	38,430	43,884	39,817	38,054	30,651	27,965	34,405	36,089
Merbau	80,585	75,964	69,913	68,959	66,732	66,626	71,632	68,091	75,735	82,290
Mertas	-	-	-	-	-	-	-	83	44	236
Pelawan	-	-	-	-	-	-	-	-	-	15
Penaga	8,461	8,734	7,788	9,262	11,562	8,442	6,925	7,354	4,563	5,500
Rambutan Pacat	-	-	-	-	-	-	-	-	-	4
Rambutan	-	-	-	-	-	-	-	-	-	4
Resak	12,581	8,497	11,631	21,738	18,399	17,888	21,704	18,255	14,864	17,672
Tembusu	252	225	442	276	533	414	99	875	1,047	881
Tempinis	652	888	646	944	2,197	973	960	911	781	579
Lain-lain KKB Other HHW	37,659	43,893	33,597	42,109	70,702	66,952	56,344	34,071	44,551	38,860
Jumlah Kecil Sub-total	331,749	331,030	287,338	321,452	365,942	380,362	343,830	313,378	318,708	339,432
KKS / MHW										
Bekak	-	-	-	-	-	-	-	53	113	3
Bekoi	-	-	-	-	-	-	-	-	-	3
Berangan	1,175	1,866	1,594	3,331	1,267	1,679	1,855	1,329	467	247
Cempedak	-	-	-	-	-	-	-	-	-	11
Geronggang Derom	-	-	-	-	-	-	-	-	-	12
Inggir Burung	-	-	-	-	-	-	-	-	-	8
Jati	-	36	7	386	305	284	318	363	398	79
Jelawai	-	-	-	-	-	-	735	950	108	3
Kapur	59,614	56,921	58,269	72,623	38,032	47,287	57,837	96,104	70,220	92,304
Kasai	27,769	33,542	32,999	25,066	28,416	32,944	27,346	34,036	31,766	32,219

Kumpulan Kayu-Kayan Timber Group	2007	2008	2009	2010	2011	2012	2013	2014	2015	2016
Kayu Arang	-	-	-	-	-	-	-	-	-	208
Kelat	580,270	589,329	554,661	529,371	463,794	500,498	456,169	521,948	576,008	552,879
Keladan	-	-	-	-	-	-	9,151	6,865	5,478	4,596
Keledang	53,827	51,726	45,185	45,552	60,456	63,246	54,683	63,568	50,726	53,096
Keledang Temponek	-	-	-	-	-	-	-	-	-	14
Kempas	161,373	139,634	122,896	151,580	136,752	153,318	142,622	141,614	143,688	155,791
Keruing	222,900	219,028	193,515	222,507	191,845	213,872	230,456	222,853	226,730	79
Keruing Mempelas	-	-	-	-	-	-	-	-	-	264,923
Kulim	22,170	21,016	18,030	18,158	18,365	14,799	15,969	15,301	12,123	12,128
Mata Ulat	3,009	3,113	2,901	3,534	3,244	3,925	5,136	6,835	4,843	4,067
Mempening	-	-	-	-	-	-	1,352	1,554	5,304	592
Mengkulang	30,161	27,663	26,878	35,304	36,382	41,279	38,350	48,251	38,196	43,998
Meraga	-	-	-	-	-	-	-	-	-	36
Merbatu	434	285	425	905	1,394	1,040	1,460	1,172	1,459	775
Merpauh	85,809	73,590	67,136	70,664	60,086	66,146	65,687	63,160	50,385	18,590
Merpauh Periang	-	-	-	-	-	-	-	-	-	30,508
Minyak Berok	-	-	-	-	-	-	451	1,181	644	397
Nipis Kulit	-	-	-	-	-	-	-	-	-	9
Pauh Kijang	-	-	-	-	-	-	2,537	1,501	969	313
Perah	-	-	-	-	-	-	6,043	2,448	7,890	7,855
Punah	-	-	-	-	-	-	478	265	852	29
Simpoh	26,416	25,268	22,484	30,421	41,250	39,070	28,713	31,741	38,468	38,972
Tualang	-	-	-	-	-	-	40,524	43,953	68,974	564
Tulang Daing	-	-	-	-	-	-	683	1,797	542	72,173
Lain-lain KKS <i>Other MHW</i>	246,221	217,100	137,508	235,697	260,244	263,650	174,647	119,964	116,076	151,439
Jumlah Kecil Sub-total	1,521,148	1,460,117	1,284,488	1,445,099	1,341,832	1,443,037	1,363,202	1,428,806	1,452,427	1,538,920
KKR / LHW										
Akasia	357	111	132	29	103	19	133	-	8	7
Ara	-	-	-	-	-	-	700	825	528	471
Batai	-	-	-	-	-	-	2,627	2,685	2,065	4,199
Bayur	-	-	-	-	-	-	-	-	-	4

Kumpulan Kayu-Kayan Timber Group	2007	2008	2009	2010	2011	2012	2013	2014	2015	2016
Bengang	-	-	-	-	-	-	-	3	53	14
Berembang	-	-	-	-	-	-	-	-	-	17
Bintangor	49,617	31,585	32,992	38,073	44,501	43,036	30,806	30,059	25,609	31,355
Damar Hitam	-	-	-	-	-	-	17,034	13,871	11,074	13,945
Dedali	-	-	-	-	-	-	-	-	-	17
Dedau	-	-	-	-	-	-	-	10	-	-
Durian	-	-	-	-	-	-	11,209	9,916	1,132	636
Durian Daun	-	-	-	-	-	-	464	109	125	106
Durian Hutan	-	-	-	-	-	-	-	-	-	7,381
Gaharu / Karas	-	-	-	-	-	-	-	203	135	31
Gapis	-	-	-	-	-	-	-	-	-	3
Geronggang	14,146	10,438	7,761	8,102	7,747	9,629	8,338	8,309	7,705	9,067
Gerutu	40,835	45,531	32,364	40,292	65,760	51,852	36,299	38,929	47,737	57,530
Gerutu-gerutu	-	-	-	-	-	-	-	-	-	430
Hujan-hujan	416	131	-	27	40	13	75	348	269	141
Jangkang	-	-	-	-	-	-	-	-	-	129
Jelutong	25,072	27,490	24,735	24,884	21,962	27,384	25,270	27,695	28,960	29,848
Kandis	-	-	-	-	-	-	-	-	-	443
Kedondong	222,337	216,488	229,372	228,844	260,241	261,318	242,994	214,755	309,429	312,283
Kekabu Hutan	-	-	-	-	-	-	-	32	63	144
Kelempayan	-	-	-	-	-	-	-	-	-	141
Kembang Semangkok	32,147	30,189	32,074	42,716	39,208	39,210	31,939	27,784	32,412	40,792
Kubin / Mahang	-	-	-	-	-	-	-	47	72	537
Kungkur	2,774	1,612	1,716	1,572	1,232	1,556	1,813	1,962	1,293	1,715
Ludai	-	-	-	-	-	-	978	1,052	7,182	1,001
Machang	-	-	-	-	-	-	2,824	2,933	2,784	2,101
Mahogany	322	302	6,842	902	271	335	420	521	880	1,083
Mati Anak	-	-	-	-	-	-	-	-	-	5
Medang	217,481	212,211	188,979	219,941	339,629	332,195	248,390	249,815	253,939	295,316
Melantai	-	-	-	-	-	-	-	-	-	18,326
Melembu	-	-	-	-	-	-	359	212	441	527
Melunak	31,106	24,490	20,775	23,224	30,905	26,475	25,174	29,506	25,613	25,370
Membuloh	-	-	-	-	-	-	-	-	-	244

Kumpulan Kayu-Kayan Timber Group	2007	2008	2009	2010	2011	2012	2013	2014	2015	2016
Mempisang	6,253	3,807	6,042	8,431	11,427	10,854	6,817	10,667	10,207	9,486
Mengkundor	-	-	-	-	-	-	-	-	-	7
Meranti Bakau	10,250	4,549	7,026	11,216	41,860	58,749	19,308	9,786	8,658	6,487
Meranti Belang	-	-	-	-	-	-	-	-	-	36
Meranti Bukit	-	-	-	-	-	-	440	421	5	107
Meranti Bumbong	-	-	-	-	-	-	-	-	-	636
Meranti Bunga	-	-	-	-	-	-	-	-	-	9
Meranti Daun	-	-	-	-	-	-	15,912	15,125	9,813	6,611
Meranti Daun Besar	-	-	-	-	-	-	-	-	-	3
Meranti Kepong	-	-	-	-	-	-	8,130	6,806	3,878	2,736
Meranti Kuning	79,597	85,675	68,989	83,132	224,810	71,894	64,345	65,699	75,188	89,760
Meranti Langgong	-	-	-	-	-	-	-	-	-	3,708
Meranti Melantai	17,077	21,110	18,720	25,518	32,026	22,971	31,528	33,916	882	1,182
Meranti Mengkai	-	-	-	-	-	-	-	-	-	12
Meranti Merah	383,976	331,903	353,518	322,345	296,514	325,170	313,064	260,478	354,527	390,334
Meranti Merah Jerit	-	-	-	-	-	-	-	-	-	1,137
Meranti Merah Muda	-	-	-	-	-	-	240,292	274,665	193,679	185,285
Meranti Merah Tua	301,189	314,723	220,148	345,593	84,396	208,032	221,515	249,246	214,646	232,017
Meranti Paang	-	-	-	-	-	-	5,665	3,749	2,928	1,626
Meranti Paya	-	-	-	-	-	-	9,517	4,584	2	-
Meranti Pipit	-	-	-	-	-	-	6,186	1,598	302	605
Meranti Putih	39,364	36,322	31,402	35,987	43,129	35,452	45,551	43,661	39,394	43,336
Meranti Sarang Punai	-	-	-	-	-	-	15,314	13,645	8,928	7,926
Meranti Sarang Punai Bukit	-	-	-	-	-	-	-	-	-	7
Meranti Sengkawang	-	-	-	-	-	-	274	566	1,646	65
Meranti Sengkawang Ayer	-	-	-	-	-	-	-	-	-	342
Meranti Sengkawang Merah	-	-	-	-	-	-	-	-	-	636
Meranti Seraya	-	-	-	-	-	-	67,459	89,518	53,874	131,542
Meranti Temak	-	-	-	-	-	-	-	2	14	109
Meranti Tembaga	-	-	-	-	-	-	15,095	11,860	8,354	8,158
Merawan	45,751	47,734	43,991	57,247	54,333	59,307	51,537	51,010	46,514	58,087
Mersawa	87,706	75,501	67,925	76,210	63,421	79,023	72,531	73,288	66,739	71,746
Nemesu	-	-	-	-	-	-	14,660	9,691	7,353	8,457

Kumpulan Kayu-Kayan Timber Group	2007	2008	2009	2010	2011	2012	2013	2014	2015	2016
Nyatoh	115,688	96,386	86,462	111,531	94,473	105,430	87,078	90,660	83,009	83,877
Pelong	-	-	-	-	-	-	3,712	3,269	1,351	1,906
Penarahan	12,205	9,320	7,597	11,135	11,838	15,903	17,524	12,340	8,478	7,419
Perupok	-	-	-	-	-	-	363	1,218	413	143
Petai	-	-	-	-	-	-	162	116	133	70
Petaling	-	-	-	-	-	-	4,365	3,462	997	984
Pulai	2,581	1,539	1,474	1,672	3,094	2,232	2,761	1,633	1,176	1,291
Punggai	-	-	-	-	-	-	-	-	-	13
Putat	-	-	-	-	-	-	-	-	-	45
Ramin	-	-	-	-	-	-	-	-	-	9,512
Ramin Melawis	18,231	6,892	4,976	6,471	7,064	7,212	5,641	7,692	5,521	71
Rengas	13,904	13,332	15,178	25,374	21,448	28,109	24,623	25,354	15,321	14,398
Sena	-	-	-	-	-	-	-	-	-	3
Sepetir	39,001	42,970	37,553	45,462	43,473	44,767	42,229	42,006	45,395	44,853
Sesendok	34,765	32,041	21,803	31,523	25,184	32,902	31,398	27,980	22,982	23,883
Surian	1,154	431	121	89	252	473	94	178	834	959
Terap	1,656	1,901	1,640	2,256	5,680	2,271	2,356	1,627	4,857	5,938
Terentang	8,590	7,979	6,895	8,255	9,470	9,201	11,534	9,138	12,406	6,145
Lain-lain KKR <i>Other LHW</i>	509,342	502,251	535,192	556,544	578,261	730,881	230,003	253,090	318,738	252,900
Jumlah Kecil Sub-total	2,364,890	2,236,944	2,114,394	2,394,597	2,463,752	2,643,855	2,376,829	2,371,325	2,388,650	2,571,964
Kayu Lembut / Softwood										
Damar Minyak	2,515	633	497	420	445	413	585	1,037	3,707	468
Podo	-	-	-	-	-	-	5	-	-	-
Spesis Import / Imported Species										
Pine	-	-	-	-	-	-	3	-	52	-
Jumlah Kecil Sub-total	2,515	633	497	420	445	413	593	1,037	3,759	468
Jumlah Besar Grand Total	4,220,302	4,028,724	3,686,717	4,161,568	4,171,971	4,467,667	4,084,454	4,114,546	4,163,544	4,450,784

5.3

PENGELUARAN KAYU BALAK BAGI NEGERI-NEGERI MENGIKUT KUMPULAN KAYU-KAYAN, 2016

PRODUCTION OF LOGS IN THE STATES BY TIMBER GROUP, 2016

(m³)

Kumpulan Kayu-Kayan Timber Group	Johor	Kedah	Kelantan	Melaka	Negeri Sembilan	Pahang	Perak	Perlis	Pulau Pinang	Selangor	Terengganu	Jumlah Total
KKB / HHW												
Balau	1,432	9,379	8,087	144	2,595	43,160	11,499	-	-	38	11,051	87,385
Balau Membatu	-	861	-	-	-	-	-	-	-	-	111	972
Balau Merah	-	25	3,206	-	-	8,041	-	-	-	-	3,643	14,915
Bitis	422	582	-	-	-	-	287	-	-	-	85	1,376
Chengal	700	-	3,960	-	908	12,241	1,893	-	-	99	3,443	23,244
Giam	4	-	-	-	-	1,571	63	-	-	-	-	1,638
Kekatong	21	3,379	14,376	49	1,989	-	5,931	-	-	-	2,027	27,772
KerANJI	15	3,098	7,961	13	75	19,500	5,322	-	-	17	88	36,089
Merbau	158	14,764	10,226	-	658	44,131	11,234	-	-	16	1,103	82,290
Mertas	-	-	-	-	-	-	-	-	-	-	236	236
Pelawan	-	-	-	-	-	-	-	-	-	-	15	15
Penaga	13	84	3,296	-	-	-	1,856	-	-	-	251	5,500
Rambutan Pacat	-	4	-	-	-	-	-	-	-	-	-	4
Rambutan	-	-	-	-	-	-	-	-	-	-	4	4
Resak	411	139	2,975	-	141	12,212	1,196	-	-	20	578	17,672
Tembusu	9	-	414	-	-	-	450	1	-	-	7	881
Tempinis	68	8	19	-	-	-	353	-	-	1	130	579
Lain-lain KKB Other HHW	258	6,673	6,731	-	11	24,371	816	-	-	-	-	38,860
Jumlah Kecil Sub-total	3,511	38,996	61,251	206	6,377	165,227	40,900	1	-	191	22,772	339,432
KKS / MHW												
Bekak	-	-	-	-	3	-	-	-	-	-	-	3
Bekoi	-	3	-	-	-	-	-	-	-	-	-	3
Berangan	-	2	-	-	-	-	-	-	-	-	245	247
Cempedak	-	-	-	-	-	-	-	-	-	-	11	11
Geronggang Derom	-	12	-	-	-	-	-	-	-	-	-	12
Inggir Burung	-	-	-	-	-	-	-	-	-	-	8	8
Jati	-	1	-	-	-	-	22	56	-	-	-	79
Jelawai	-	-	-	-	-	-	-	-	-	-	3	3
Kapur	10,047	-	147	-	-	59,736	5	-	-	30	22,339	92,304

Kumpulan Kayu-Kayan Timber Group	Johor	Kedah	Kelantan	Melaka	Negeri Sembilan	Pahang	Perak	Perlis	Pulau Pinang	Selangor	Terengganu	Jumlah Total
Kasai	40	4,502	8,647	-	380	14,142	2,965	-	-	-	1,543	32,219
Kayu Arang	-	-	-	-	-	-	-	-	-	-	208	208
Kelat	1,562	38,619	144,375	-	2,823	279,922	68,941	4	-	-	16,633	552,879
Keladan	56	-	3,922	-	-	-	115	-	-	-	503	4,596
Keledang	125	8,392	16,128	52	888	9,627	15,895	-	-	-	1,989	53,096
Keledang Temponek	-	6	-	-	-	-	-	-	-	-	8	14
Kempas	3,206	4,650	19,553	31	678	106,393	12,851	-	-	85	8,344	155,791
Keruing Mempelas	-	-	-	-	-	-	-	-	-	-	79	79
Keruing	4,885	33,338	34,180	85	1,720	151,542	17,745	-	-	336	21,092	264,923
Kulim	151	-	8,773	-	-	-	1,649	-	-	-	1,555	12,128
Mata Ulat	67	430	333	-	143	2,240	571	-	-	-	283	4,067
Mempening	-	11	-	-	161	-	91	-	-	-	329	592
Mengkulang	455	1,846	5,405	30	198	29,695	1,537	-	-	23	4,809	43,998
Meraga	-	36	-	-	-	-	-	-	-	-	-	36
Merbatu	-	-	-	-	-	-	162	-	-	-	613	775
Merpauh Periang	-	18,590	-	-	-	-	-	-	-	-	-	18,590
Merpauh	200	475	19,193	19	252	-	5,909	-	-	-	4,460	30,508
Minyak Berok	-	108	-	-	-	-	-	-	-	-	289	397
Nipis Kulit	-	-	-	-	-	-	-	-	-	-	9	9
Pauh Kijang	-	-	-	-	-	-	221	-	-	-	92	313
Perah	-	71	-	-	1,887	-	5,626	-	-	-	271	7,855
Punah	-	-	-	-	7	-	4	-	-	-	18	29
Simpoh	525	1,497	7,939	-	70	20,512	5,554	-	-	-	2,875	38,972
Tualang	-	69	-	-	306	-	-	-	-	-	189	564
Tulang Daing	2	701	22,476	-	-	44,697	4,293	-	-	-	4	72,173
Lain-lain KKS Other MHW	2,764	17,997	17	23	121	100,764	29,018	-	-	658	77	151,439
Jumlah Kecil Sub-total	24,085	131,356	291,088	240	9,637	819,270	173,174	60	-	1,132	88,878	1,538,920
KKR / LHW												
Akasia	-	-	7	-	-	-	-	-	-	-	-	7
Ara	-	19	-	-	-	-	-	-	-	-	452	471

Kumpulan Kayu-Kayan Timber Group	Johor	Kedah	Kelantan	Melaka	Negeri Sembilan	Pahang	Perak	Perlis	Pulau Pinang	Selangor	Terengganu	Jumlah Total
Batai	10	-	19	-	-	337	-	-	-	-	3,833	4,199
Bayur	-	-	-	-	-	-	-	-	-	-	4	4
Bengang	-	-	-	-	-	-	-	-	-	-	14	14
Berembang	-	17	-	-	-	-	-	-	-	-	-	17
Bintangor	900	1,134	5,883	-	194	17,721	1,946	-	-	-	3,577	31,355
Damar Hitam	-	-	-	-	18	-	-	-	-	335	13,592	13,945
Dedali	-	-	-	-	-	-	-	-	-	-	17	17
Durian	-	282	-	-	-	-	-	-	-	-	354	636
Durian Daun	-	-	-	-	98	-	-	8	-	-	-	106
Durian Hutan	27	1,138	4,622	-	12	-	1,522	33	-	-	27	7,381
Gaharu / Karas	-	-	-	-	-	-	-	-	-	-	31	31
Gapis	-	-	-	-	-	-	-	-	-	-	3	3
Geronggang	63	847	947	-	73	5,235	706	-	-	-	1,196	9,067
Gerutu	86	22,771	19,277	-	-	-	10,262	-	-	-	5,134	57,530
Gerutu-gerutu	-	-	-	-	-	-	-	-	-	-	430	430
Hujan-Hujan	-	-	2	-	-	-	-	139	-	-	-	141
Jangkang	-	-	-	-	-	-	-	-	-	-	129	129
Jelutong	326	137	3,334	-	121	20,848	3,581	-	-	56	1,445	29,848
Kandis	-	-	-	-	-	-	-	-	-	-	443	443
Kedondong	747	9,578	17,365	106	2,713	265,847	14,026	-	-	-	1,901	312,283
Kekabu Hutan	-	4	-	-	-	-	19	-	-	-	121	144
Kelempayan	-	-	-	-	-	-	-	-	-	-	141	141
Kembang Semangkok	294	10,507	13,558	49	1,450	-	9,567	-	-	-	5,367	40,792
Kubin / Mahang	-	-	-	-	-	-	-	-	-	-	537	537
Kungkur	2	10	78	-	30	1,358	117	-	-	-	120	1,715
Ludai	-	128	-	-	68	-	7	-	-	-	798	1,001
Machang	32	95	1,270	-	5	-	257	5	-	-	437	2,101
Mahogany	-	-	-	-	-	-	-	-	-	-	1,083	1,083
Mati Anak	-	5	-	-	-	-	-	-	-	-	-	5
Medang	584	70,051	99,890	-	4,832	30,478	81,707	8	-	-	7,766	295,316
Melantai	1,092	-	-	-	518	-	8,940	-	-	129	7,647	18,326

Kumpulan Kayu-Kayan Timber Group	Johor	Kedah	Kelantan	Melaka	Negeri Sembilan	Pahang	Perak	Perlis	Pulau Pinang	Selangor	Terengganu	Jumlah Total
Melembu	-	232	-	-	76	-	2	-	-	-	217	527
Melunak	308	2,485	6,690	-	136	9,806	2,481	-	-	-	3,464	25,370
Membuloh	-	-	-	-	-	-	-	-	-	-	244	244
Mempisang	76	11	4,335	-	172	-	4,510	-	-	-	382	9,486
Mengkundor	-	7	-	-	-	-	-	-	-	-	-	7
Meranti Bakau	-	-	-	-	-	6,482	-	-	-	-	5	6,487
Meranti Belang	-	-	-	-	-	-	-	-	-	-	36	36
Meranti Bukit	-	-	-	-	-	-	-	-	-	-	107	107
Meranti Bumbong	-	-	-	-	-	-	-	-	-	-	636	636
Meranti Bunga	-	-	-	-	-	-	-	-	-	-	9	9
Meranti Daun	-	-	-	-	44	-	-	-	-	-	6,567	6,611
Meranti Daun Besar	-	-	-	-	-	-	-	-	-	-	3	3
Meranti Kepong	-	-	-	-	1	-	-	-	-	-	2,735	2,736
Meranti Kuning	881	8,991	12,126	-	1,259	56,824	9,595	-	-	84	-	89,760
Meranti Langgong	-	-	-	-	-	-	-	-	-	-	3,708	3,708
Meranti Melantai	-	1,181	-	-	1	-	-	-	-	-	-	1,182
Meranti Mengkai	-	-	-	-	-	-	-	-	-	-	12	12
Meranti Merah	-	25	-	-	-	390,309	-	-	-	-	-	390,334
Meranti Merah Jerit	-	1,137	-	-	-	-	-	-	-	-	-	1,137
Meranti Merah Muda	6,053	-	102,673	535	3,717	-	69,564	-	-	1,201	1,542	185,285
Meranti Merah Tua	2,847	-	38,678	242	3,207	146,205	40,688	-	-	150	-	232,017
Meranti Paang	-	-	-	-	66	-	-	-	-	-	1,560	1,626
Meranti Pipit	-	195	-	-	-	-	-	-	-	-	410	605
Meranti Putih	757	9,990	3,550	-	664	22,723	5,539	27	-	42	44	43,336
Meranti Sarang Punai	-	1,179	-	-	33	-	-	-	-	-	6,714	7,926
Meranti Sarang Punai Bukit	-	-	-	-	-	-	-	-	-	-	7	7
Meranti Sengkawang	-	-	-	-	-	-	-	-	-	-	65	65
Meranti Sengkawang Ayer	-	-	-	-	-	-	-	-	-	-	342	342
Meranti Sengkawang Merah	-	-	-	-	-	-	-	-	-	-	636	636
Meranti Seraya	10	113,390	-	-	282	-	-	-	-	-	17,860	131,542
Meranti Temak	-	85	-	-	-	-	-	-	-	-	24	109

Kumpulan Kayu-Kayan Timber Group	Johor	Kedah	Kelantan	Melaka	Negeri Sembilan	Pahang	Perak	Perlis	Pulau Pinang	Selangor	Terengganu	Jumlah Total
Meranti Tembaga	-	275	-	-	115	-	-	-	-	-	7,768	8,158
Merawan	694	3,724	12,178	89	304	31,326	6,322	-	-	136	3,314	58,087
Mersawa	777	2,632	12,754	194	791	37,701	12,342	-	-	141	4,414	71,746
Nemesu	-	4	-	-	30	-	-	-	-	-	8,423	8,457
Nyatoh	660	10,755	18,608	78	475	34,801	9,631	-	-	2	8,867	83,877
Pelong	-	4	-	-	-	-	245	-	-	-	1,657	1,906
Penarahan	130	641	3,214	-	224	-	1,889	-	-	-	1,321	7,419
Perupok	-	1	-	-	-	-	-	-	-	-	142	143
Petai	-	11	-	-	-	-	-	-	-	-	59	70
Petaling	-	11	-	-	122	-	41	-	-	-	810	984
Pulai	23	7	353	-	116	-	715	-	-	-	77	1,291
Punggai	-	-	-	-	-	-	-	-	-	-	13	13
Putat	-	-	-	-	-	-	-	-	-	-	45	45
Ramin Melawis	10	-	-	-	-	9,377	119	-	-	-	6	9,512
Ramin	-	34	-	-	-	-	-	-	-	-	37	71
Rengas	188	-	5,783	-	336	-	2,283	-	-	-	5,808	14,398
Sena	-	-	3	-	-	-	-	-	-	-	-	3
Sepetir	677	6,177	4,239	106	952	25,896	4,890	-	-	36	1,880	44,853
Sesendok	288	2,497	4,606	-	1,150	9,068	4,021	-	-	-	2,253	23,883
Surian	-	-	-	-	228	-	731	-	-	-	-	959
Terap	282	7	2,621	-	164	-	2,620	-	-	-	244	5,938
Terentang	79	74	1,261	-	294	3,283	383	-	-	66	705	6,145
Lain-lain KKR Other LHW	973	4,954	78,167	663	2,635	160,526	4,182	215	-	585	-	252,900
Jumlah Kecil Sub-total	19,876	287,439	478,091	2,062	27,726	1,286,151	315,450	435	-	2,963	151,771	2,571,964
Kayu Lembut / Softwood												
Damar Minyak	-	-	137	-	50	-	96	-	-	-	185	468
Jumlah Kecil Sub-total	-	-	137	-	50	-	96	-	-	-	185	468
Jumlah Besar Grand Total	47,472	457,791	830,567	2,508	43,790	2,270,648	529,620	496	-	4,286	263,606	4,450,784

5.4

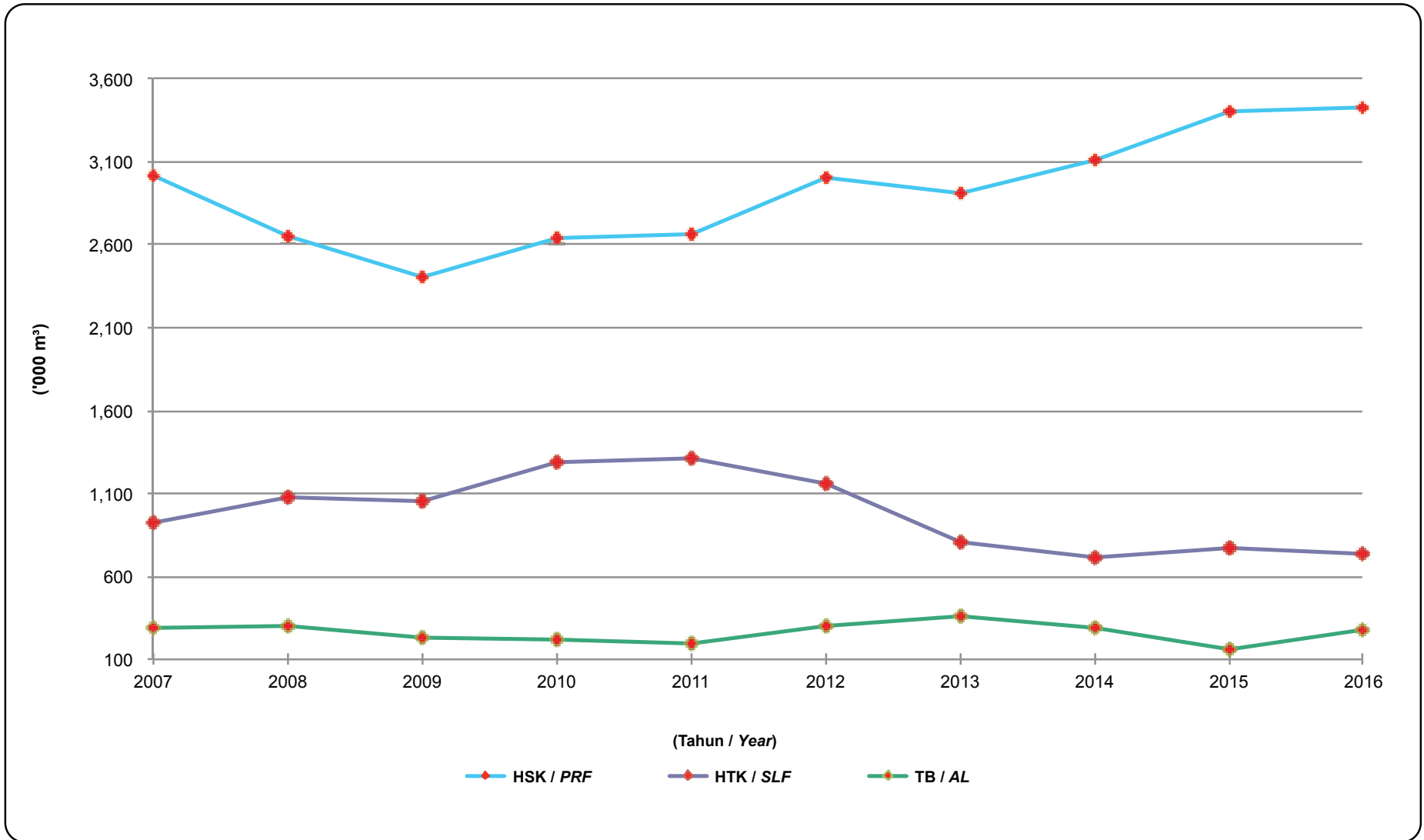
PENGELUARAN KAYU BALAK BAGI NEGERI-NEGERI MENGIKUT STATUS TANAH, 2007-2016

PRODUCTION OF LOGS IN THE STATES BY LAND STATUS, 2007-2016
(m³)

Negeri State	Status Tanah Land Status	2007	2008	2009	2010	2011	2012	2013	2014	2015	2016
Johor	HSK / PRF	148,072	100,355	61,853	57,622	67,300	35,655	83,463	64,428	52,077	46,790
	HTK / SLF	17,696	855	1,669	3,731	2,203	14,821	6,667	5,754	1,188	293
	TB / AL	5,279	4,218	7,218	11,424	1,287	475	645	57	1,271	389
	Jumlah / Total	171,047	105,428	70,740	72,777	70,790	50,951	90,775	70,239	54,536	47,472
Kedah	HSK / PRF	136,383	163,243	136,346	126,597	316,124	247,737	169,645	252,270	288,264	431,855
	HTK / SLF	20,100	41,096	42,296	45,787	38,213	30,788	14,395	3,188	43,936	56
	TB / AL	21,609	28,707	30,688	30,093	13,485	25,553	43,503	38,095	21,261	25,880
	Jumlah / Total	178,092	233,046	209,330	202,477	367,822	304,078	227,543	293,553	353,461	457,791
Kelantan	HSK / PRF	1,222,945	1,158,803	1,096,581	1,153,096	980,826	861,812	765,523	805,050	788,420	664,145
	HTK / SLF	169,380	149,267	79,739	65,639	58,793	68,758	74,449	20,621	54,263	14,299
	TB / AL	50,486	100,645	88,971	51,233	89,302	180,470	210,502	128,631	44,983	152,123
	Jumlah / Total	1,442,811	1,408,715	1,265,291	1,269,968	1,128,921	1,111,040	1,050,474	954,302	887,666	830,567
Melaka	HSK / PRF	508	626	679	778	-	-	-	4,895	-	2,508
	HTK / SLF	42	66	-	-	1,163	-	16	-	-	-
	TB / AL	1,023	-	-	-	-	-	-	-	-	-
	Jumlah / Total	1,573	692	679	778	1,163	-	16	4,895	-	2,508
Negeri Sembilan	HSK / PRF	54,191	20,586	12,922	10,510	30,298	31,154	55,484	50,011	57,691	41,604
	HTK / SLF	18,900	37,873	61,507	45,855	78,367	75,100	27,683	1,078	14,990	1,415
	TB / AL	19,516	7,385	13,414	11,012	3,497	6,407	2,020	698	1,021	771
	Jumlah / Total	92,607	65,844	87,843	67,377	112,162	112,661	85,187	51,787	73,702	43,790
Pahang	HSK / PRF	563,346	481,121	484,806	545,051	632,409	998,670	1,021,780	1,151,493	1,455,306	1,656,772
	HTK / SLF	527,936	589,026	652,531	754,769	724,595	619,975	544,209	574,114	550,895	566,791
	TB / AL	45,619	51,079	37,321	74,221	50,347	42,927	39,003	53,257	31,121	47,085
	Jumlah / Total	1,136,901	1,121,226	1,174,658	1,374,041	1,407,351	1,661,572	1,604,992	1,778,864	2,037,322	2,270,648

Negeri State	Status Tanah Land Status	2007	2008	2009	2010	2011	2012	2013	2014	2015	2016
Perak	HSK / PRF	549,370	423,746	393,253	350,582	325,018	369,069	437,088	377,102	334,485	368,733
	HTK / SLF	98,724	162,375	142,862	234,753	307,384	283,408	129,534	100,845	100,607	152,624
	TB / AL	107,544	95,601	31,479	24,126	23,862	7,812	9,846	7,205	20,560	8,263
	Jumlah / Total	755,638	681,722	567,594	609,461	656,264	660,289	576,468	485,152	455,652	529,620
Perlis	HSK / PRF	-	-	-	-	372	-	-	-	-	-
	HTK / SLF	-	-	-	-	-	-	-	-	-	-
	TB / AL	-	-	-	218	89	424	787	960	779	496
	Jumlah / Total	-	-	-	218	461	424	787	960	779	496
Pulau Pinang	HSK / PRF	-	-	-	-	-	-	-	-	-	-
	HTK / SLF	-	-	-	-	-	2,326	-	-	-	-
	TB / AL	-	-	-	-	946	410	96	-	-	-
	Jumlah / Total	-	-	-	-	946	2,736	96	-	-	-
Selangor	HSK / PRF	34,078	21,395	5,321	1,294	-	2,043	-	-	4,177	3,640
	HTK / SLF	-	239	1	-	-	-	-	-	-	-
	TB / AL	3,769	2,155	871	3,039	2,596	21	1,072	703	134	646
	Jumlah / Total	37,847	23,789	6,193	4,333	2,596	2,064	1,072	703	4,311	4,286
Terengganu	HSK / PRF	303,750	285,916	212,105	400,364	315,920	462,977	382,521	402,500	250,814	212,015
	HTK / SLF	68,728	92,714	67,443	142,669	97,958	61,548	10,360	9,273	7,347	4,908
	TB / AL	31,308	9,632	24,841	17,105	9,617	37,327	54,163	62,318	37,954	46,683
	Jumlah / Total	403,786	388,262	304,389	560,138	423,495	561,852	447,044	474,091	296,115	263,606
Jumlah Total	HSK / PRF	3,012,643	2,655,791	2,403,866	2,645,894	2,668,267	3,009,117	2,915,504	3,107,749	3,231,234	3,428,062
	HTK / SLF	921,506	1,073,511	1,048,048	1,293,203	1,308,676	1,156,724	807,313	714,873	773,226	740,386
	TB / AL	286,153	299,422	234,803	222,471	195,028	301,826	361,637	291,924	159,084	282,336
	Jumlah Total	4,220,302	4,028,724	3,686,717	4,161,568	4,171,971	4,467,667	4,084,454	4,114,546	4,163,544	4,450,784

CARTA 6: PENGELUARAN KAYU BALAK MENGIKUT STATUS TANAH, 2007-2016
CHART 6: PRODUCTION OF LOGS BY LAND STATUS, 2007-2016



5.5

PENGELUARAN KAYU BALAK MENGIKUT BULAN, 2007-2016

MONTHLY LOGS PRODUCTION, 2007-2016
(m³)

Bulan Month	2007	2008	2009	2010	2011	2012	2013	2014	2015	2016
Januari	278,128	395,251	210,021	371,652	272,803	244,128	339,518	317,495	275,837	375,724
Februari	351,462	282,920	259,148	306,953	281,567	351,785	191,721	352,388	301,212	232,703
Mac	572,040	308,759	280,526	513,476	352,336	373,378	431,992	505,431	497,454	502,667
April	469,458	437,981	340,282	457,998	389,442	437,048	487,117	396,765	413,338	456,954
Mei	434,589	398,879	336,188	420,413	439,245	456,291	355,210	390,565	352,896	458,239
Jun	324,247	404,003	447,889	359,110	425,661	466,289	365,387	376,309	374,569	383,532
Julai	425,558	408,156	445,692	309,016	464,266	453,946	484,342	360,748	348,948	303,211
Ogos	394,409	337,665	402,590	339,819	408,748	340,370	319,696	358,831	453,859	445,969
September	277,561	286,242	279,532	253,644	301,679	393,968	327,683	386,481	341,553	325,428
Oktober	264,905	308,924	296,749	389,626	341,643	393,644	322,174	271,138	351,840	373,747
November	247,020	245,909	173,176	248,514	249,331	312,043	270,980	249,686	227,071	333,673
Disember	180,925	214,035	214,924	191,347	245,250	244,777	188,634	148,709	224,967	258,937
Jumlah Total	4,220,302	4,028,724	3,686,717	4,161,568	4,171,971	4,467,667	4,084,454	4,114,546	4,163,544	4,450,784

5.6

PENGELUARAN KAYU GERGAJI MENGIKUT NEGERI, 2007-2016

PRODUCTION OF SAWN TIMBER BY STATE, 2007-2016

(m³)

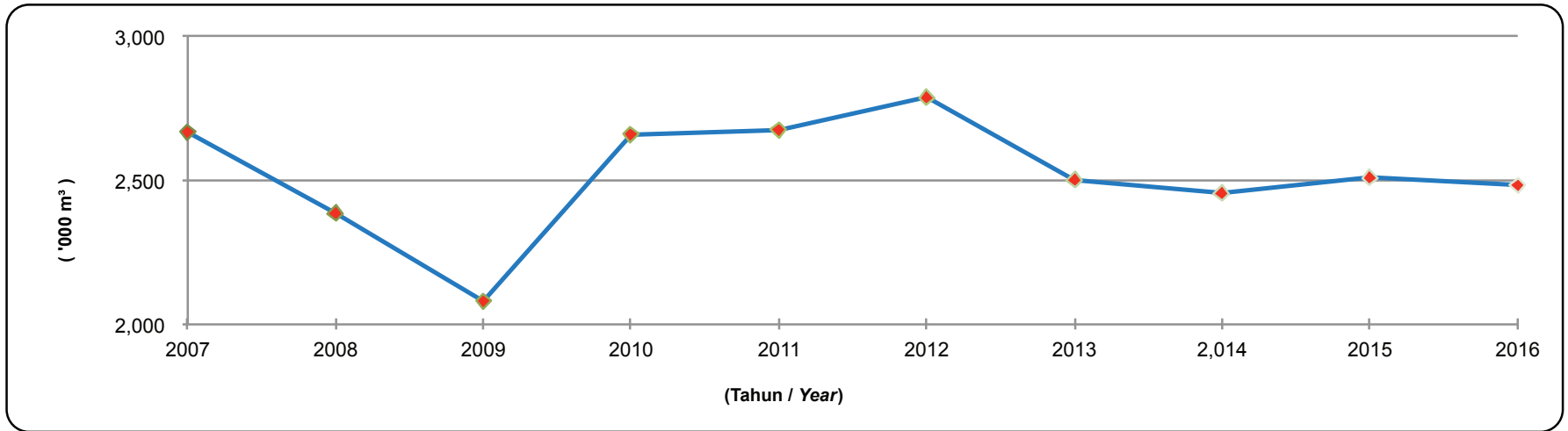
Negeri State	2007	2008	2009	2010	2011	2012	2013	2,014	2015	2016
Johor	282,724	282,569	231,574	422,361	409,120	418,005	429,482	239,448	257,741	230,028
Kedah	59,791	59,524	54,884	72,791	71,057	67,340	44,395	36,088	31,557	34,885
Kelantan	512,509	489,189	438,156	575,005	543,392	542,982	424,496	454,918	430,458	437,051
Melaka	19,645	22,501	33,815	34,991	39,553	31,987	28,151	47,732	39,322	32,409
Negeri Sembilan	207,628	188,423	177,158	199,074	227,677	265,066	228,556	228,589	323,446	213,675
Pahang	679,867	559,823	464,607	613,380	587,975	585,078	547,188	648,995	645,979	740,304
Perak	297,878	286,851	234,323	216,754	255,324	374,138	321,518	287,469	323,561	334,749
Perlis	-	-	-	-	-	-	-	-	-	-
Pulau Pinang	51,849	50,623	47,240	94,605	101,024	58,106	43,430	46,410	44,874	43,087
Selangor	185,357	87,538	101,510	90,744	119,220	110,707	103,174	115,513	98,842	121,727
Terengganu	368,139	358,308	295,529	339,548	321,042	336,662	331,332	351,726	315,476	296,654
WPKL	2,643	1,249	1,910	-	-	-	-	-	-	-
Jumlah Total	2,668,030	2,386,598	2,080,706	2,659,253	2,675,384	2,790,071	2,501,722	2,456,888	2,511,256	2,484,569

Nota / Note:

mulai tahun 2015 data pengeluaran kayu gergaji kering tanur dan kering udara telah digabungkan.
beginning 2015 data production of kiln-dried and air-dried sawn timber has been merged.

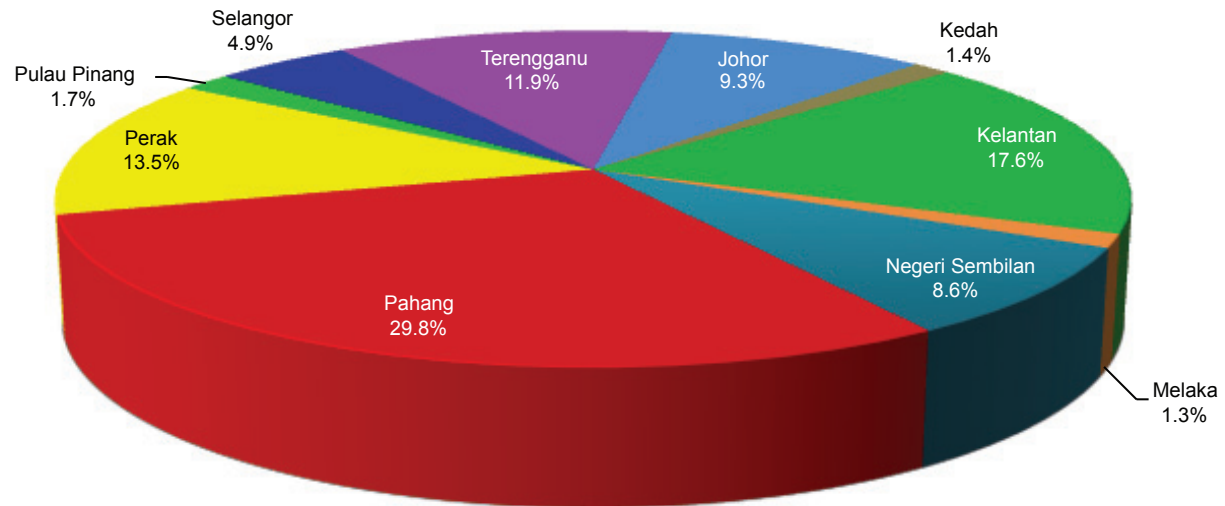
CARTA 7: PENGELUARAN KAYU GERGAJI, 2007-2016

CHART 7: PRODUCTION OF SAWN TIMBER, 2007-2016



CARTA 8: PENGELUARAN KAYU GERGAJI MENGIKUT NEGERI, 2016

CHART 8: PRODUCTION OF SAWN TIMBER BY STATE, 2016



5.7

PENGELUARAN KAYU GERGAJI KERING TANUR MENGIKUT NEGERI, 2005-2014

PRODUCTION OF KILN-DRIED SAWN TIMBER BY STATE, 2005-2014

(m³)

Negeri State	2005	2006	2007	2008	2009	2010	2011	2012	2013	2014
Johor	2,771	166	2,501	10,205	383	176	5,742	6,473	2,205	13,904
Kedah	-	-	-	28	5	43	-	232	232	88
Kelantan	77	187	365	36	29	9,095	195	239	33	6,189
Melaka	-	-	142	2,774	-	-	2,496	618	-	7,060
Negeri Sembilan	5,092	6,160	3,528	2,331	406	131	1,771	5,247	4,477	4,090
Pahang	35,148	33,225	17,684	14,536	570	176	14,630	7,415	14,691	32,917
Perak	2,555	11,133	302	-	84	208	12,015	218	-	150
Perlis	-	-	-	-	-	-	-	-	-	-
Pulau Pinang	-	651	-	-	130	33	-	87	-	579
Selangor	11,612	-	2,000	-	-	-	955	3,667	2,244	3,785
Terengganu	-	8,734	13,200	8,121	173	385	4,867	5,988	905	11,149
WPKL	-	-	-	-	-	-	-	-	-	-
Jumlah Total	57,255	60,256	39,722	38,031	1,780	10,247	42,671	30,184	24,787	79,911

Nota / Note:

mulai tahun 2015 data pengeluaran kayu gergaji kering tanur dan kering udara telah digabungkan.

beginning 2015 data production of kiln-dried and air-dried sawn timber has been merged.

5.8

PENGELUARAN KAYU GERGAJI KERING UDARA MENGIKUT NEGERI, 2005-2014

PRODUCTION OF AIR-DRIED SAWN TIMBER BY STATE, 2005-2014
(m³)

Negeri State	2005	2006	2007	2008	2009	2010	2011	2012	2013	2014
Johor	329,672	313,464	280,223	272,364	231,191	422,185	403,378	411,532	427,277	225,544
Kedah	61,588	70,483	59,791	59,496	54,879	72,748	71,057	67,108	44,163	36,000
Kelantan	570,322	521,696	512,144	489,153	438,127	565,910	543,197	542,743	424,463	448,729
Melaka	35,437	23,410	19,503	19,727	33,815	34,991	37,057	31,369	28,151	40,672
Negeri Sembilan	229,683	239,578	204,100	186,092	176,752	198,943	225,906	259,819	224,079	224,499
Pahang	879,455	809,541	662,183	545,287	464,037	613,204	573,345	577,663	532,497	616,078
Perak	286,419	313,036	297,576	286,851	234,239	216,546	243,309	373,920	321,518	287,319
Perlis	-	-	-	-	-	-	-	-	-	-
Pulau Pinang	52,352	60,974	51,849	50,623	47,110	94,572	101,024	58,019	43,430	45,831
Selangor	324,295	220,830	183,357	87,538	101,510	90,744	118,265	107,040	100,930	111,728
Terengganu	403,315	380,824	354,939	350,187	295,356	339,163	316,175	330,674	330,427	340,577
WPKL	5,981	4,789	2,643	1,249	1,910	-	-	-	-	-
Jumlah Total	3,178,519	2,958,625	2,628,308	2,348,567	2,078,926	2,649,006	2,632,713	2,759,887	2,476,935	2,376,977

Nota / Note:

mulai tahun 2015 data pengeluaran kayu gergaji kering tanur dan kering udara telah digabungkan.
beginning 2015 data production of kiln-dried and air-dried sawn timber has been merged.

5.9

PENGELUARAN KAYU GERGAJI BAGI NEGERI-NEGERI MENGIKUT KUMPULAN KAYU-KAYAN, 2016

PRODUCTION OF SAWN TIMBER IN THE STATES BY TIMBER GROUP, 2016
(m³)

Kumpulan Kayu-Kayan Timber Group	Johor	Kedah	Kelantan	Melaka	Negeri Sembilan	Pahang	Perak	Pulau Pinang	Selangor	Terengganu	Jumlah Total
KKB / HHW											
Balau	7,081	526	5,069	6	12,543	4,897	7,193	274	2,885	5,784	46,258
Balau Membatu	-	-	-	-	-	-	-	-	-	151	151
Balau Merah	185	122	1,053	-	1,306	2,211	300	77	-	1,405	6,659
Bitis	257	-	5	-	-	146	164	-	-	62	634
Chengal	2,066	-	268	-	2,504	4,204	467	21	52	2,481	12,063
Giam	23	-	-	-	935	26	-	-	-	85	1,069
Kekatang	225	1,667	7,353	62	153	8,083	3,300	1,538	4	2,011	24,396
KerANJI	257	853	4,519	20	5,715	6,200	2,305	783	4	678	21,334
Merbau	432	3,293	5,159	400	1,046	24,434	10,699	1,297	72	4,296	51,128
Mertas	141	-	-	1	19	218	228	-	5	23	635
Penaga	36	8	3,350	-	-	601	556	14	7	139	4,711
Rambutan Pacat	-	-	-	-	-	-	-	-	-	3	3
Resak	1,312	-	1,702	-	1,354	3,316	1,135	-	-	892	9,711
Tembusu	24	-	14	-	19	14	18	-	-	1	90
Tempinis	30	-	-	-	-	-	111	-	-	52	193
Lain-Lain KKB Other HHW	160	300	8,308	1,581	61	1,383	50	89	-	1,118	13,050
Jumlah Kecil Sub-Total	12,229	6,769	36,800	2,070	25,655	55,733	26,526	4,093	3,029	19,181	192,085
KKS / MHW											
Bekak	-	-	79	2	260	965	37	-	-	14	1,357
Berangan	68	-	637	-	29	19	544	49	1	270	1,617
Jati	-	-	-	-	-	-	-	623	-	6	629
Jelawai	-	-	124	1	7	756	-	12	-	7	907
Kapur	17,529	-	4,557	2,905	1,109	4,499	197	-	10	12,228	43,034
Kasai	65	316	6,165	-	98	7,583	1,541	592	107	362	16,829
Keladan	2,305	-	2,666	1,725	1,935	633	2	5	12	822	10,105

Kumpulan Kayu-Kayan Timber Group	Johor	Kedah	Kelantan	Melaka	Negeri Sembilan	Pahang	Perak	Pulau Pinang	Selangor	Terengganu	Jumlah Total
Kelat	23,510	2,870	41,888	559	25,324	41,249	18,801	1,892	5,157	24,703	185,953
Keledang	159	299	4,848	1,140	2,407	833	5,615	240	35	652	16,228
Kempas	13,068	89	24,594	46	1,016	49,028	5,674	2,031	18	4,089	99,653
Keruing	31,316	238	37,718	8	7,425	40,137	12,109	296	2,056	21,398	152,701
Kulim	13	68	4,896	-	-	47	529	-	-	4,045	9,598
Mahogany	-	-	373	-	-	-	18	-	-	-	391
Mata Ulat	31	31	684	2	28	688	82	100	13	56	1,715
Mempening	27	25	105	1	22	54	486	8	13	92	833
Mengkulang	1,244	130	7,097	222	998	9,957	1,386	44	8	3,412	24,498
Merbatu	43	141	2,869	1	337	4,572	1,617	110	32	404	10,126
Merpauh	132	4,627	2,286	313	1,202	4,742	7,888	862	21	5,540	27,613
Minyak Berok	-	2	1	-	-	218	10	-	-	53	284
Pauh Kijang	185	43	162	-	480	9,577	580	25	25	474	11,551
Perah	685	232	13,686	133	6,136	25,005	14,199	816	659	2,104	63,655
Punah	35	-	39	-	40	424	2	-	-	104	644
Simpoh	864	22	5,470	12	441	8,395	1,285	50	16	1,993	18,548
Tualang	-	24	12,791	-	-	26,383	1,532	108	26	1,803	42,667
Tulang Daing	46	23	1	9	42	59	160	13	24	19	396
Lain-Lain KKS <i>Other MHW</i>	1,450	395	8,030	73	917	13,235	9,439	1,014	1,473	1,680	37,706
Jumlah Kecil Sub-Total	92,775	9,575	181,766	7,152	50,253	249,058	83,733	8,890	9,706	86,330	779,238
KKR / LHW											
Akasia	9	-	-	-	-	-	-	-	-	-	9
Ara, Jejawi, Kelepong	1	2	41	-	-	-	40	1	-	195	280
Batai	-	-	-	-	-	3	-	-	-	-	3
Beruas	-	2	-	-	-	-	-	-	-	-	2
Bintangor	1,772	6	5,391	88	378	4,163	398	31	159	966	13,352

Kumpulan Kayu-Kayan <i>Timber Group</i>	Johor	Kedah	Kelantan	Melaka	Negeri Sembilan	Pahang	Perak	Pulau Pinang	Selangor	Terengganu	Jumlah Total
Damar Hitam	3,562	575	13,114	340	6,705	17,407	1,606	2,306	10	10,851	56,476
Dedali	-	-	-	-	-	-	13	-	-	-	13
Durian Daun	47	-	331	-	70	988	28	114	17	24	1,619
Durian Hutan	3,460	120	2,747	-	1,249	8,915	901	96	-	2,678	20,166
Geronggang	251	-	736	370	560	121	433	5	1	1,102	3,579
Gerutu	100	1,376	6,131	13	338	199	1,905	6,299	2	5,269	21,632
Hujan-Hujan	-	-	11	-	-	-	-	-	-	-	11
Jelutong	238	10	1,523	320	2,350	4,913	3,680	84	1,199	366	14,683
Kasah	-	-	-	-	-	-	25	-	-	-	25
Kayu Getah / <i>Rubberwood</i>	-	1,788	-	8,791	-	-	47,824	-	-	1,934	60,337
Kedondong	5,658	427	9,908	1,284	5,258	31,505	5,994	668	2,633	2,035	65,370
Kekabu Hutan	-	7	118	-	-	18	87	-	-	38	268
Kelempayan	-	-	93	1	-	-	-	-	-	-	94
Kembang Semangkok	1,055	1,010	2,110	801	1,281	4,141	12,564	47	11	2,431	25,451
Kungkur	4	-	3	-	4	104	13	-	6	39	173
Ludai	1	10	61	-	2	21	373	8	8	179	663
Machang	51	28	267	-	-	4	124	-	-	343	817
Medang	478	1,650	16,227	88	967	2,262	17,222	1,421	1,925	5,344	47,584
Melembu	-	-	-	-	-	-	19	-	-	-	19
Melunak	157	88	4,519	324	733	3,718	953	363	55	1,993	12,903
Mempisang	56	4	619	6	895	1,605	3,811	-	12	240	7,248
Meranti Bakau	38	-	95	606	136	1,893	8	-	-	-	2,776
Meranti Bukit	81	39	15,058	-	655	1,221	10,079	19	368	1,487	29,007
Meranti Bumbang	-	-	-	-	-	-	157	-	-	-	157
Meranti Jerit	-	141	-	-	-	-	6	1	-	-	148
Meranti Kepong	161	-	2,785	23	462	6,237	65	-	160	5,594	15,487
Meranti Kuning	13	38	1,454	-	124	6,931	23	149	4	23	8,759

Kumpulan Kayu-Kayan Timber Group	Johor	Kedah	Kelantan	Melaka	Negeri Sembilan	Pahang	Perak	Pulau Pinang	Selangor	Terengganu	Jumlah Total
Meranti Langgong	-	-	-	-	30	3	-	-	-	167	200
Meranti Melantai	2,466	92	1,597	1,584	4,039	13,959	5,067	410	2,588	4,483	36,285
Meranti Merah	28,580	551	1,395	2,333	2,700	60,485	614	958	45,586	3,826	147,028
Meranti Merah Muda	970	-	2,195	48	83	799	3,049	284	58	2,254	9,740
Meranti Merah Tua	319	3	2,236	29	133	18,698	588	-	16,218	4,586	42,810
Meranti Nemesu	861	51	731	70	1,091	20,293	4,844	131	54	5,854	33,980
Meranti Paang	912	511	726	208	2,332	2,234	589	321	573	1,809	10,215
Meranti Paya	-	-	238	47	-	-	-	-	-	243	528
Meranti Pipit	2	68	33	-	1	696	1,134	46	113	96	2,189
Meranti Putih	54	3	330	1	112	7	413	213	-	702	1,835
Meranti Rambai Daun	138	-	-	-	-	45	6	-	-	840	1,029
Meranti Sarang Punai	689	1,484	5,441	281	1,849	16,416	24,298	4,094	3,063	10,926	68,541
Meranti Sengkawang Merah	31	-	766	-	95	307	-	-	-	821	2,020
Meranti Seraya	1,032	2,014	5,893	502	2,747	41,185	20,737	1,899	2,136	15,596	93,741
Meranti Tembaga	7,208	1,673	7,033	2,334	6,915	54,217	17,678	4,062	4,129	18,907	124,156
Merawan	205	136	14,721	1	178	6,054	1,486	55	654	9,159	32,649
Mersawa	2,583	91	16,138	11	2,646	12,650	8,036	169	63	2,245	44,632
Nyatoh	4,888	691	13,933	725	991	11,635	6,567	3,249	1,531	5,642	49,852
Pelong	158	-	6,420	35	833	3,542	1,270	380	-	563	13,201
Penarahan	286	7	1,576	183	230	1,540	994	5	8	378	5,207
Perupok	13	-	10	1	10	2,599	-	10	27	97	2,767
Petai	5	-	-	-	1	-	3	-	1	1	11
Petaling	68	14	-	1	7	230	304	6	13	178	821
Pulai	23	2	586	-	771	315	210	-	-	30	1,937
Punggai	20	-	3	-	33	2	3	-	2	731	794
Ramin Melawis	9	-	-	127	361	2,055	27	-	-	1,561	4,140
Rengas	532	184	3,918	-	1,381	392	647	149	46	1,910	9,159

Kumpulan Kayu-Kayan <i>Timber Group</i>	Johor	Kedah	Kelantan	Melaka	Negeri Sembilan	Pahang	Perak	Pulau Pinang	Selangor	Terengganu	Jumlah Total
Rengas Pacat	-	-	5	-	-	-	-	-	-	4	9
Sepetir	2,964	1,465	844	214	2,993	5,089	3,265	256	5	1,459	18,554
Sesenduk	107	32	1,468	143	46	655	477	19	23	514	3,484
Surian	2	-	529	3	253	253	891	-	-	19	1,950
Terap	18	-	343	4	2	23	91	-	-	110	591
Terentang	49	-	189	6	83	17	30	1	5,637	122	6,134
Lain-Lain KKR <i>Other LHW</i>	19,846	428	45,057	1,031	30,728	32,941	1,856	1,739	14,808	35,712	184,146
Jumlah Kecil <i>Sub-Total</i>	92,231	16,821	217,696	22,977	85,841	405,705	213,525	30,068	103,906	174,676	1,363,446
Kayu Lembut / <i>Softwood</i>											
Damar Minyak	2	-	-	-	33	68	122	19	54	868	1,166
Podo	-	-	-	-	-	-	1	-	-	-	1
Spesis Import / <i>Imported Species</i>											
Pine	-	-	770	-	-	-	-	-	-	-	770
Red Oak	-	-	19	-	-	-	-	-	-	-	19
Kayu Jaras / <i>Poles</i>											
Kayu Jaras	32,791	1,720	-	210	51,893	29,740	10,842	17	5,032	15,599	147,844
Jumlah Kecil <i>Sub-Total</i>	32,793	1,720	789	210	51,926	29,808	10,965	36	5,086	16,467	149,800
Jumlah Besar <i>Grand Total</i>	230,028	34,885	437,051	32,409	213,675	740,304	334,749	43,087	121,727	296,654	2,484,569

5.10

PENGELUARAN KAYU GERGAJI DARI KAYU GETAH MENGIKUT NEGERI, 2007-2016

PRODUCTION OF SAWN TIMBER FROM HEVEA LOGS BY STATE, 2007-2016
(m³)

Negeri State	2007	2008	2009	2010	2011	2012	2013	2014	2015	2016
Johor	10,396	3,703	5,831	1,944	6,029	4,812	4,478	1,102	3,369	-
Kedah	4,096	959	455	1,152	1,195	937	852	1,106	1,127	1,788
Kelantan	610	385	111	4	388	-	-	16	-	-
Melaka	5,449	8,437	17,013	17,690	20,594	12,103	10,445	25,003	17,594	8,791
Negeri Sembilan	1,879	7,714	936	1,047	241	147	-	-	106,384	-
Pahang	-	-	-	293	-	-	784	-	-	-
Perak	45,940	19,914	9,164	11,656	8,808	49,250	38,867	35,697	45,383	47,824
Perlis	-	-	-	-	-	-	-	-	-	-
Pulau Pinang	3,320	201	-	-	3,828	-	-	1	-	-
Selangor	169,709	1,241	440	71	199	67	328	-	-	-
Terengganu	7,924	1,444	589	3,047	4,499	2,176	5,357	3,191	2,209	1,934
WPKL	-	-	-	-	-	-	-	-	-	-
Jumlah Total	249,323	43,998	34,539	36,904	45,780	69,492	61,111	66,116	176,066	60,337

5.11

PENGELUARAN KAYU GERGAJI MENGIKUT BULAN, 2007-2016

MONTHLY SAWN TIMBER PRODUCTION, 2007-2016

(m³)

Bulan Month	2007	2008	2009	2010	2011	2012	2013	2014	2015	2016
Januari	236,832	187,742	140,626	202,276	190,355	162,089	227,746	163,981	174,092	200,020
Februari	163,443	141,009	158,070	148,056	168,116	202,980	129,172	160,784	141,004	137,727
Mac	275,885	198,443	181,121	250,376	246,017	218,973	209,999	227,370	236,851	222,864
April	245,633	208,582	180,699	257,054	232,590	249,126	252,393	235,504	244,038	219,976
Mei	261,029	220,657	179,257	252,643	243,910	253,385	239,691	226,990	229,975	228,141
Jun	238,886	228,932	214,497	249,683	244,354	254,650	239,301	208,680	228,546	206,838
Julai	232,995	230,224	207,147	225,274	240,332	257,169	215,182	200,438	193,505	183,447
Ogos	249,150	211,823	197,646	232,061	217,000	211,091	196,399	218,964	220,909	235,109
September	216,929	188,223	168,660	198,284	223,875	260,849	193,065	231,611	220,131	209,628
Oktober	186,447	200,877	171,244	238,570	230,215	269,039	197,832	203,053	227,192	217,709
November	195,988	193,672	142,852	205,586	215,243	239,325	195,605	196,744	212,628	224,251
Disember	164,813	176,414	138,887	199,390	223,377	211,395	205,337	182,769	182,385	198,859
Jumlah Total	2,668,030	2,386,598	2,080,706	2,659,253	2,675,384	2,790,071	2,501,722	2,456,888	2,511,256	2,484,569

5.12

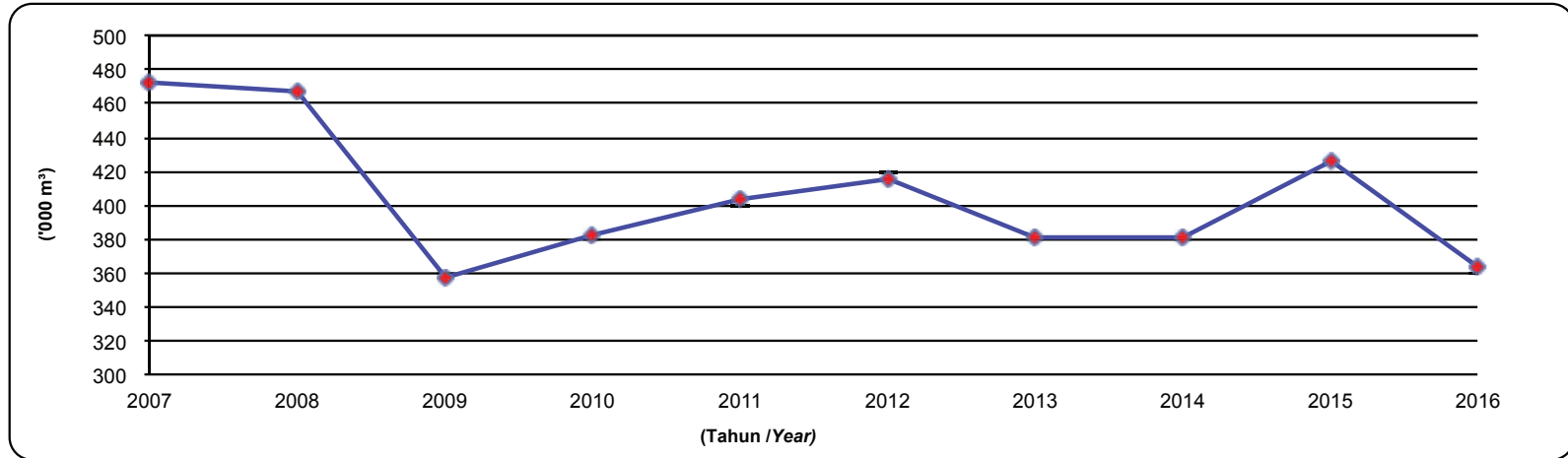
PENGELUARAN PAPAN LAPIS MENGIKUT NEGERI, 2007-2016

PRODUCTION OF PLYWOOD BY STATE, 2007-2016
(m³)

Negeri State	2007	2008	2009	2010	2011	2012	2013	2014	2015	2016
Johor	14,500	12,781	1,397	-	-	-	-	7,010	4,695	3,662
Kedah	172,541	195,755	125,096	144,728	133,746	113,454	115,246	111,411	128,694	106,729
Kelantan	7,499	14,970	23,364	96	19,581	24,040	29,513	43,715	39,828	25,488
Melaka	719	75	-	-	-	-	-	-	-	-
Negeri Sembilan	13,464	4,413	6,030	9,600	9,037	9,100	8,441	11,594	11,786	11,950
Pahang	163,421	164,652	153,305	143,640	144,053	157,439	129,395	116,746	136,354	135,258
Perak	36,398	34,144	29,412	37,518	57,654	71,187	68,591	62,707	64,163	49,093
Perlis	-	-	-	-	-	-	-	-	-	-
Pulau Pinang	18,370	9,575	3,849	24,738	34,353	39,156	28,485	26,703	39,421	32,067
Selangor	21,851	20,315	12,306	17,520	2,167	1,090	847	1,560	855	-
Terengganu	24,382	10,473	2,731	5,044	2,671	-	-	-	-	-
WPKL	-	-	-	-	-	-	-	-	-	-
Jumlah Total	473,145	467,153	357,490	382,884	403,262	415,466	380,518	381,446	425,796	364,247

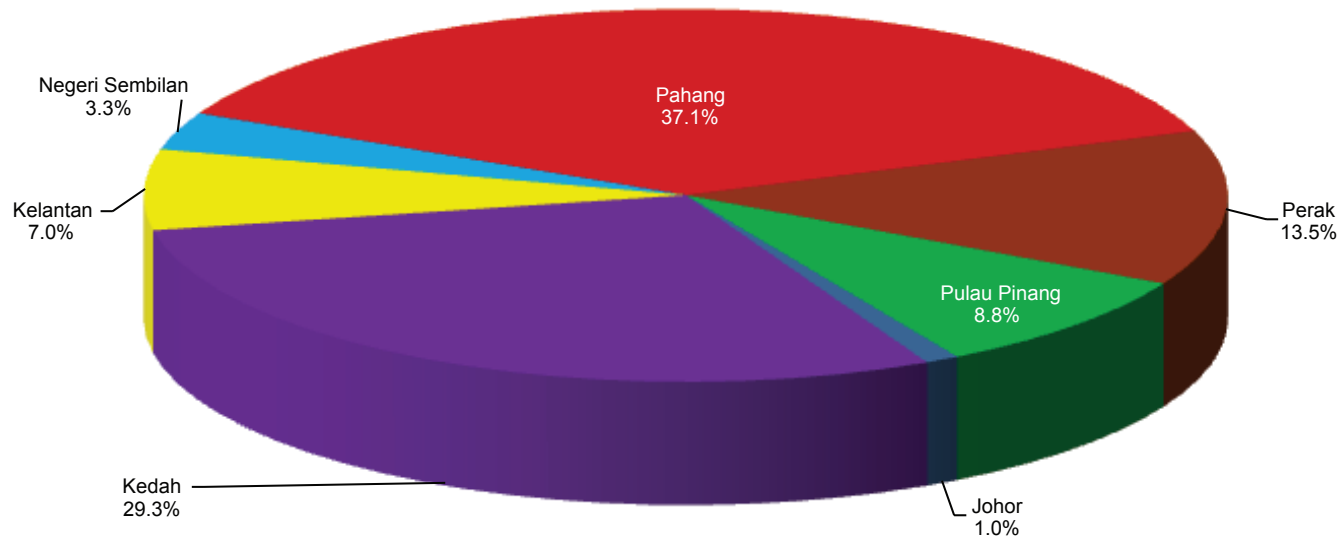
CARTA 9: PENGELUARAN PAPAN LAPIS, 2007-2016

CHART 9: PRODUCTION OF PLYWOOD, 2007-2016



CARTA 10: PENGELUARAN PAPAN LAPIS MENGIKUT NEGERI, 2016

CHART 10: PRODUCTION OF PLYWOOD BY STATE, 2016



5.13

PENGELUARAN PAPAN LAPIS BAGI NEGERI-NEGERI MENGIKUT JENIS, 2007-2016

PRODUCTION OF PLYWOOD IN THE STATES BY TYPE, 2007-2016
(m³)

Negeri State	Jenis Type	2007	2008	2009	2010	2011	2012	2013	2014	2015	2016
Johor	MR	11,796	11,535	-	-	-	-	-	-	-	-
	WBP	2,704	1,246	1,397	-	-	-	-	7,010	4,695	3,662
Kedah	MR	45,176	45,085	43,710	44,028	46,486	35,081	24,865	25,795	36,868	39,764
	WBP	127,365	150,670	81,385	100,700	87,259	78,373	90,381	85,616	91,826	66,965
Kelantan	MR	1,857	1,001	-	-	-	-	-	-	-	-
	WBP	5,642	13,969	23,365	96	19,581	24,040	29,513	43,715	39,828	25,488
Melaka	MR	-	-	-	-	-	-	-	-	-	-
	WBP	719	75	-	-	-	-	-	-	-	-
Negeri Sembilan	MR	-	-	-	-	-	-	-	-	849	-
	WBP	13,464	4,413	6,030	9,600	9,037	9,100	8,441	11,594	10,937	11,950
Pahang	MR	99,986	85,979	78,925	84,473	90,891	74,051	51,743	41,189	49,726	44,442
	WBP	63,435	78,673	74,381	59,167	53,162	83,388	77,652	75,557	86,628	90,816
Perak	MR	916	183	739	61	31	1,400	104	2,186	-	-
	WBP	35,482	33,961	28,672	37,457	57,622	69,787	68,487	60,521	64,163	49,093
Perlis	MR	-	-	-	-	-	-	-	-	-	-
	WBP	-	-	-	-	-	-	-	-	-	-
Pulau Pinang	MR	11,194	5,147	495	12,901	13,287	18,863	13,532	6,576	4,400	2,065
	WBP	7,176	4,428	3,354	11,837	21,067	20,293	14,953	20,127	35,021	30,002
Selangor	MR	10	12	9	12	173	-	-	-	-	-
	WBP	21,841	20,303	12,296	17,508	1,994	1,090	847	1,560	855	-
Terengganu	MR	12,173	5,013	2,483	4,467	2,515	-	-	-	-	-
	WBP	12,209	5,460	249	577	157	-	-	-	-	-
WPKL	MR	-	-	-	-	-	-	-	-	-	-
	WBP	-	-	-	-	-	-	-	-	-	-
Jumlah Total	MR	183,108	153,955	126,361	145,942	153,383	129,395	90,244	75,746	91,843	86,271
	WBP	290,037	313,198	231,129	236,942	249,879	286,071	290,274	305,700	333,953	277,976

Nota / Note:

MR : Tahan Kelembapan / Moisture Resistant

WBP : Tahan Cuaca / Weather Boiled Proof

5.14

PENGELUARAN PAPAN LAPIS BAGI NEGERI-NEGERI MENGIKUT KETEBALAN, 2007-2016

PRODUCTION OF PLYWOOD IN THE STATES BY THICKNESS, 2007-2016

(m³)

Negeri State	Ketebalan Thickness	2007	2008	2009	2010	2011	2012	2013	2014	2015	2016
Johor	Nipis / Thin	12,816	9,090	38	-	-	-	-	-	-	-
	Tebal / Thick	1,684	3,691	1,359	-	-	-	-	7,010	4,695	3,662
Kedah	Nipis / Thin	41,767	46,326	31,473	39,820	40,207	18,720	19,473	24,789	24,028	28,510
	Tebal / Thick	130,774	149,429	93,622	104,908	93,538	94,734	95,773	86,622	104,666	78,219
Kelantan	Nipis / Thin	458	274	212	-	-	-	-	-	-	-
	Tebal / Thick	7,041	14,696	23,153	96	19,581	24,040	29,513	43,715	39,828	25,488
Melaka	Nipis / Thin	719	75	-	-	-	-	-	-	-	-
	Tebal / Thick	-	-	-	-	-	-	-	-	-	-
Negeri Sembilan	Nipis / Thin	-	50	-	-	-	-	-	2,470	-	890
	Tebal / Thick	13,464	4,363	6,030	9,600	9,037	9,100	8,441	9,124	11,786	11,060
Pahang	Nipis / Thin	100,532	99,730	85,876	82,248	85,866	81,734	61,866	43,706	80,291	60,784
	Tebal / Thick	62,889	64,922	67,430	61,392	58,187	75,705	67,529	73,040	56,063	74,474
Perak	Nipis / Thin	282	202	32	53	20	1,396	22	2,607	8	-
	Tebal / Thick	36,116	33,942	29,379	37,466	57,634	69,791	68,569	60,100	64,155	49,093
Perlis	Nipis / Thin	-	-	-	-	-	-	-	-	-	-
	Tebal / Thick	-	-	-	-	-	-	-	-	-	-
Pulau Pinang	Nipis / Thin	10,284	4,431	-	7,993	6,954	10,908	9,460	3,627	3,935	11,571
	Tebal / Thick	8,086	5,144	3,849	16,745	27,400	28,248	19,025	23,076	35,486	20,496
Selangor	Nipis / Thin	7,097	6,246	4,040	7,555	2,167	1,090	847	1,190	726	-
	Tebal / Thick	14,754	14,069	8,265	9,965	-	-	-	370	129	-
Terengganu	Nipis / Thin	6,008	3,892	2,279	3,263	2,031	-	-	-	-	-
	Tebal / Thick	18,374	6,581	453	1,780	641	-	-	-	-	-
WPKL	Nipis / Thin	-	-	-	-	-	-	-	-	-	-
	Tebal / Thick	-	-	-	-	-	-	-	-	-	-
Jumlah Total	Nipis / Thin	179,963	170,316	123,950	140,932	137,245	113,848	91,668	78,389	108,988	101,755
	Tebal / Thick	293,182	296,837	233,540	241,952	266,018	301,618	288,850	303,057	316,808	262,492

Nota / Note:

Nipis / Thin : kurang dari 12mm / less than 12mm

Tebal / Thick : 12mm ke atas / 12mm and above

5.15

PENGELUARAN PAPAN LAPIS MENGIKUT BULAN, 2007-2016

MONTHLY PLYWOOD PRODUCTION, 2007-2016
(m³)

Bulan Month	2007	2008	2009	2010	2011	2012	2013	2014	2015	2016
Januari	37,047	39,724	20,544	32,763	30,331	29,909	35,404	31,049	33,481	27,099
Februari	27,521	34,635	25,654	27,445	26,124	36,284	26,526	29,999	30,358	24,121
Mac	44,212	39,872	34,714	37,110	37,909	39,619	31,830	28,838	40,982	31,978
April	36,076	45,722	29,713	32,707	36,759	34,408	34,025	33,614	37,968	33,417
Mei	38,093	46,238	28,239	29,310	36,099	36,213	33,575	32,278	37,012	33,927
Jun	37,250	45,887	34,396	29,518	34,169	36,619	32,568	31,199	38,088	28,772
Julai	47,190	50,259	34,291	36,894	36,937	39,468	34,654	28,936	34,879	26,827
Ogos	46,405	39,961	31,744	32,512	32,137	31,862	30,726	36,435	38,181	31,478
September	42,809	37,873	28,613	26,401	31,184	31,559	31,941	31,860	31,164	31,202
Oktober	40,498	27,843	26,547	29,795	34,203	32,664	25,777	33,937	42,271	33,236
November	40,680	29,753	25,115	32,068	33,974	33,471	30,931	31,007	34,243	27,671
Disember	35,364	29,386	37,920	36,361	33,436	33,390	32,561	32,294	27,169	34,519
Jumlah Total	473,145	467,153	357,490	382,884	403,262	415,466	380,518	381,446	425,796	364,247

5.16

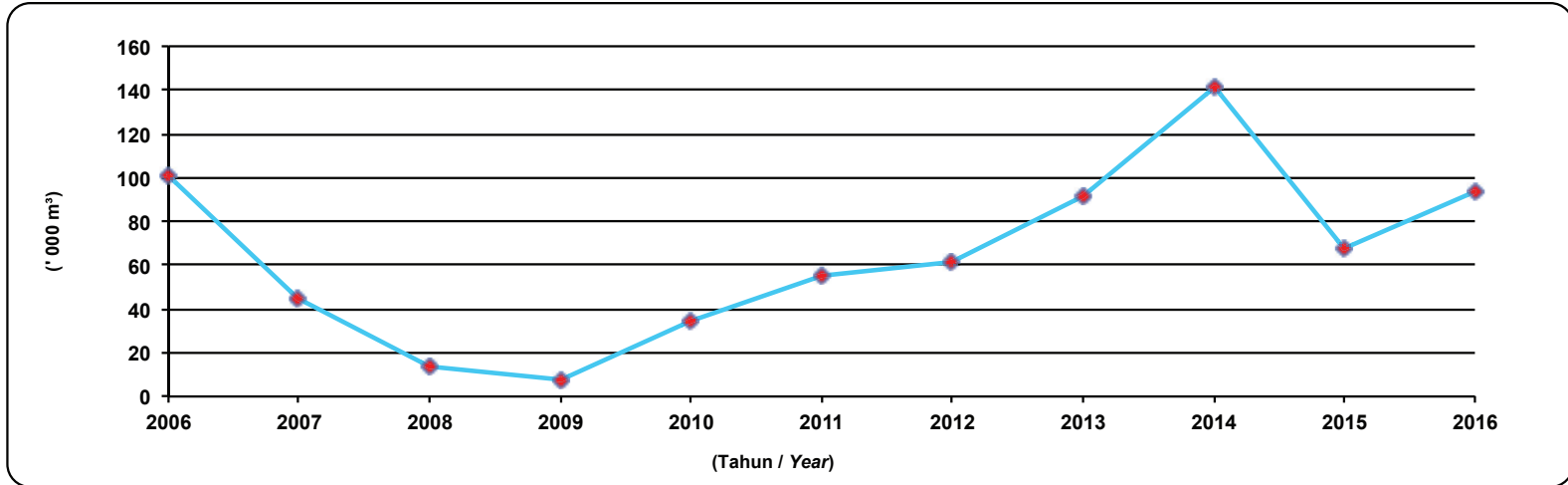
PENGELUARAN VENIR MENGIKUT NEGERI, 2007-2016

PRODUCTION OF VENEER BY STATE, 2007-2016

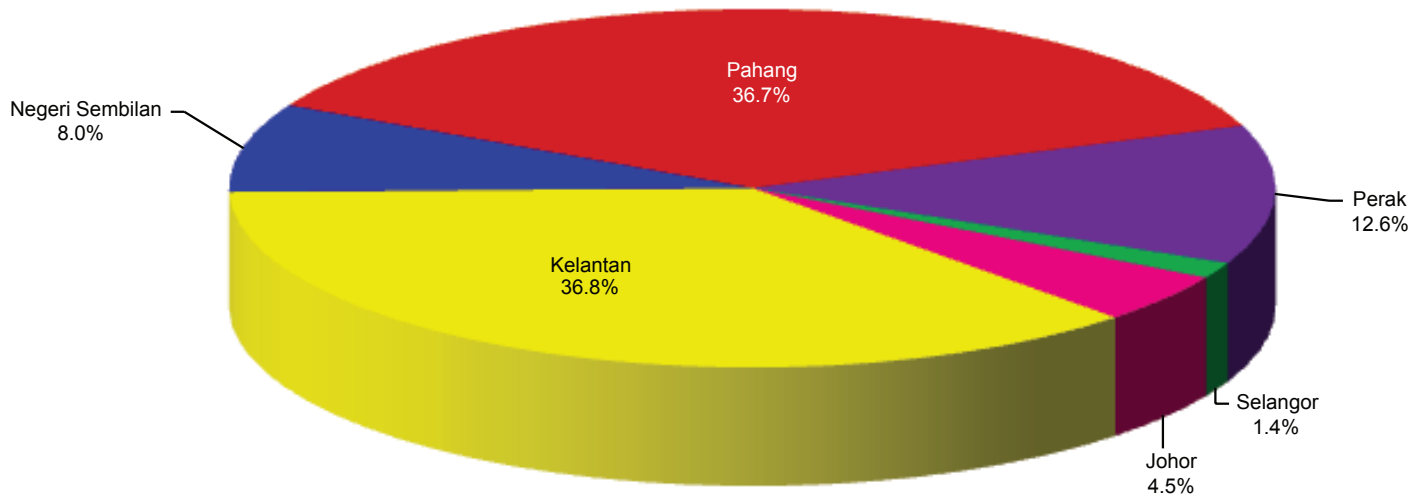
(m³)

Negeri State	2007	2008	2009	2010	2011	2012	2013	2014	2015	2016
Johor	6,500	2,977	2,776	3,529	2,231	5,138	4,917	8,245	7,805	4,214
Kedah	-	-	-	-	-	-	-	-	-	-
Kelantan	7,438	5,313	1,438	26,220	50,308	48,036	61,040	64,620	31,399	34,559
Melaka	-	-	-	1,237	-	-	-	-	-	-
Negeri Sembilan	22,293	-	-	-	-	8,600	8,068	9,253	7,390	7,507
Pahang	6,570	4,617	2,755	3,206	2,452	-	12,275	30,254	5,664	34,429
Perak	173	259	-	-	-	-	5,716	28,792	15,430	11,789
Perlis	-	-	-	-	-	-	-	-	-	-
Pulau Pinang	-	-	-	-	-	-	-	-	-	-
Selangor	1,224	573	716	440	-	-	-	-	-	1,356
Terengganu	1,095	-	-	-	-	-	-	-	-	-
WPKL	-	-	-	-	-	-	-	-	-	-
Jumlah Total	45,293	13,739	7,685	34,632	54,991	61,774	92,016	141,164	67,688	93,854

CARTA 11: PENGELUARAN VENIR, 2007-2016
CHART 11: PRODUCTION OF VENEER, 2007-2016



CARTA 12: PENGELUARAN VENIR MENGIKUT NEGERI, 2016
CHART 12: PRODUCTION OF VENEER BY STATE, 2016



5.17

PENGELUARAN VENIR BAGI NEGERI-NEGERI MENGIKUT JENIS, 2007-2016

PRODUCTION OF VENEER IN THE STATES BY TYPE, 2007-2016
(m³)

Negeri State	Jenis / Type	2007	2008	2009	2010	2011	2012	2013	2014	2015	2016
Johor	Muka / Face	6,500	2,977	2,776	3,529	2,231	5,138	4,890	3,817	2,956	2,615
	Teras / Core	-	-	-	-	-	-	27	4,428	4,849	1,599
Kedah	Muka / Face	-	-	-	-	-	-	-	-	-	-
	Teras / Core	-	-	-	-	-	-	-	-	-	-
Kelantan	Muka / Face	2,964	2,274	504	3,212	5,293	10,897	12,361	20,945	8,281	5,314
	Teras / Core	4,474	3,039	934	23,008	45,015	37,139	48,679	43,675	23,118	29,245
Melaka	Muka / Face	-	-	-	-	-	-	-	-	-	-
	Teras / Core	-	-	-	1,237	-	-	-	-	-	-
Negeri Sembilan	Muka / Face	2,461	-	-	-	-	-	261	2,304	5,862	1,780
	Teras / Core	19,832	-	-	-	-	8,600	7,807	6,949	1,528	5,727
Pahang	Muka / Face	1,386	754	197	132	133	-	12,275	29,970	2,352	2,146
	Teras / Core	5,184	3,863	2,558	3,074	2,319	-	-	284	3,312	32,283
Perak	Muka / Face	173	240	-	-	-	-	104	14,858	11,897	2,099
	Teras / Core	-	19	-	-	-	-	5,612	13,934	3,533	9,690
Perlis	Muka / Face	-	-	-	-	-	-	-	-	-	-
	Teras / Core	-	-	-	-	-	-	-	-	-	-
Pulau Pinang	Muka / Face	-	-	-	-	-	-	-	-	-	-
	Teras / Core	-	-	-	-	-	-	-	-	-	-
Selangor	Muka / Face	1,224	573	716	440	-	-	-	-	-	-
	Teras / Core	-	-	-	-	-	-	-	-	-	1,356
Terengganu	Muka / Face	313	-	-	-	-	-	-	-	-	-
	Teras / Core	782	-	-	-	-	-	-	-	-	-
WPKL	Muka / Face	-	-	-	-	-	-	-	-	-	-
	Teras / Core	-	-	-	-	-	-	-	-	-	-
Jumlah Total	Muka / Face	15,021	6,818	4,193	7,313	7,657	16,035	29,891	71,894	31,348	13,954
	Teras / Core	30,272	6,921	3,492	27,319	47,334	45,739	62,125	69,270	36,340	79,900

5.18

PENGELUARAN VENIR MENGIKUT BULAN, 2007-2016

MONTHLY VENEER PRODUCTION, 2007-2016
(m³)

Bulan Month	2007	2008	2009	2010	2011	2012	2013	2014	2015	2016
Januari	3,209	1,422	631	2,504	3,029	2,523	5,550	13,947	8,116	5,775
Februari	2,832	961	447	1,894	2,824	2,875	5,734	14,215	6,928	5,797
Mac	3,603	1,336	411	2,570	2,808	2,876	5,898	15,519	10,008	7,422
April	3,168	1,480	465	1,997	2,792	4,506	6,962	12,702	8,149	7,980
Mei	12,104	1,192	514	2,860	5,302	6,002	7,207	8,115	7,409	7,989
Jun	3,524	1,291	513	2,279	5,675	7,125	6,964	6,943	7,259	8,019
Julai	3,250	1,010	686	3,021	5,744	6,338	6,662	7,836	1,743	8,414
Ogos	3,333	1,199	764	1,998	5,715	6,685	4,752	12,079	3,988	9,504
September	3,231	1,093	714	3,556	5,754	6,247	8,145	12,613	1,996	8,903
Oktober	2,258	871	798	4,627	5,069	6,077	12,448	11,368	7,333	8,744
November	2,815	930	919	2,093	5,341	5,114	8,950	11,854	2,575	7,967
Disember	1,966	954	823	5,233	4,938	5,406	12,744	13,973	2,184	7,340
Jumlah Total	45,293	13,739	7,685	34,632	54,991	61,774	92,016	141,164	67,688	93,854

5.19

PENGELUARAN KAYU KUMAI MENGIKUT NEGERI, 2007-2016

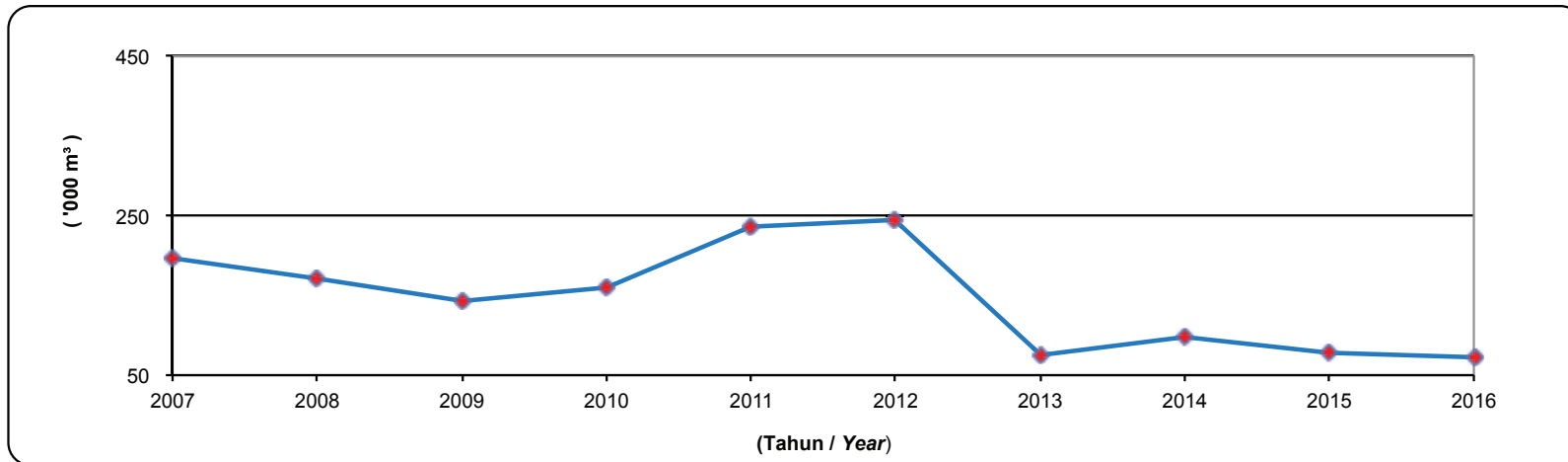
PRODUCTION OF MOULDINGS BY STATE, 2007-2016

(m³)

Negeri State	2007	2008	2009	2010	2011	2012	2013	2014	2015	2016
Johor	1,125	1,530	1,185	1,424	1,132	1,058	-	-	-	532
Kedah	53,994	27,291	10,660	13,307	14,297	972	-	-	-	-
Kelantan	3,082	874	3,616	6,236	6,545	8,483	785	1,817	1,628	-
Melaka	-	-	-	-	-	-	-	-	-	-
Negeri Sembilan	4,964	951	1,235	1,889	1,327	869	169	100	1,489	596
Pahang	32,999	22,904	14,484	12,531	32,980	21,356	15,310	18,551	8,008	6,112
Perak	2,879	2,411	1,604	2,095	2,317	2,054	1,154	779	7,663	10,082
Perlis	-	-	-	-	-	-	-	-	-	-
Pulau Pinang	48,925	13,732	16,884	15,777	37,021	75,573	14,199	13,358	14,285	16,249
Selangor	17,296	75,654	68,298	83,710	115,417	106,140	26,865	29,926	26,900	22,531
Terengganu	30,452	25,499	24,007	23,959	24,464	27,463	18,190	33,146	19,304	15,798
WPKL	-	-	-	-	-	-	-	-	-	-
Jumlah Total	195,716	170,846	141,973	160,928	235,500	243,968	76,672	97,677	79,277	71,900

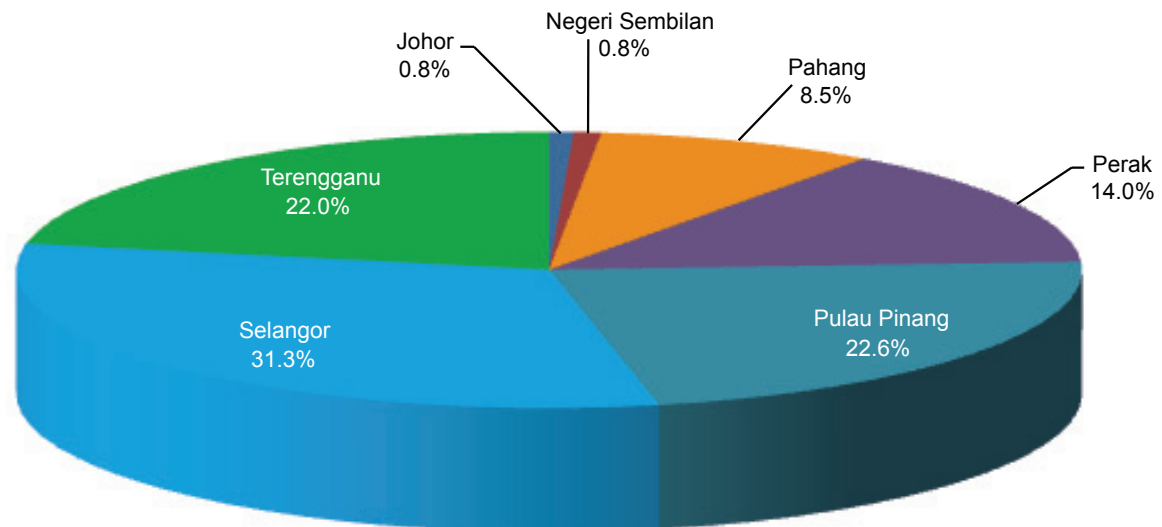
CARTA 13: PENGELUARAN KAYU KUMAI, 2007-2016

CHART 13: PRODUCTION OF MOULDINGS, 2007-2016



CARTA 14: PENGELUARAN KAYU KUMAI MENGIKUT NEGERI, 2016

CHART 14: PRODUCTION OF MOULDINGS BY STATE, 2016



5.20

PENGELUARAN KAYU KUMAI MENGIKUT JENIS PRODUK, 2007-2016

PRODUCTION OF MOULDINGS BY TYPE OF PRODUCTS, 2007-2016
(m³)

Produk Products	2007	2008	2009	2010	2011	2012	2013	2014	2015	2016
Tanggaman Joinery	32,075	11,381	7,807	10,314	9,771	3,828	3,992	5,508	3,012	2,763
Komponen Pintu Door Components	34,437	18,240	67,537	28,060	47,491	52,576	16,525	18,174	9,398	10,658
Komponen Meja Table Components	9,880	19,320	15,126	13,649	16,596	18,946	7,350	8,655	747	-
Komponen Kerusi Chair Components	7,491	23,214	16,390	17,687	15,762	20,870	7,140	7,925	1,101	-
Bingkai Gambar Picture Frame	6,265	9,195	5,560	7,606	7,268	3,778	2,003	2,346	6,850	8,223
Lantai Kayu Timber Flooring	4,400	6,763	2,084	7,306	7,204	8,905	1,013	1,634	120	-
Kabinet dan Komponen Almari Cabinet and Cupboard Components	2,784	518	1,596	2,592	7,391	19,705	-	3,195	-	-
Panel Dinding Wall Panelling	3,243	2,396	888	3,531	18,744	42,946	1,049	76	-	-
Komponen Tingkap Window Components	550	275	258	728	506	163	105	-	12	-
Lain-lain Others	94,591	79,544	24,727	69,455	104,767	72,251	37,495	50,164	58,037	50,256
Jumlah Total	195,716	170,846	141,973	160,928	235,500	243,968	76,672	97,677	79,277	71,900

5.21

PENGELUARAN KAYU KUMAI MENGIKUT BULAN, 2007-2016

MONTHLY MOULDINGS PRODUCTION, 2007-2016
(m³)

Bulan Month	2007	2008	2009	2010	2011	2012	2013	2014	2015	2016
Januari	15,329	18,322	9,176	14,268	20,974	16,524	7,778	7,657	6,363	6,935
Februari	13,257	12,299	9,631	12,980	15,721	32,715	6,626	6,606	6,335	5,354
Mac	15,669	16,266	11,756	12,975	19,161	27,388	6,662	9,350	7,589	5,586
April	14,460	14,024	15,357	15,407	18,944	27,756	7,024	7,588	7,004	5,511
Mei	16,597	18,191	14,249	13,745	20,256	28,063	5,992	8,634	7,626	6,250
Jun	15,114	15,502	15,423	14,860	18,728	24,819	5,802	8,937	8,080	6,088
Julai	16,474	14,134	10,282	12,578	21,112	13,438	6,965	7,918	6,771	5,850
Ogos	25,185	15,158	13,309	12,426	21,338	11,838	5,596	9,317	7,492	5,890
September	16,103	8,538	11,671	11,356	22,812	11,874	5,598	8,359	6,414	5,573
Oktober	14,126	11,500	11,349	12,937	22,795	17,409	6,535	7,868	6,178	6,669
November	18,415	12,909	9,932	12,176	17,426	18,126	5,576	8,227	5,106	6,645
Disember	14,987	14,003	9,838	15,220	16,233	14,018	6,518	7,216	4,319	5,549
Jumlah Total	195,716	170,846	141,973	160,928	235,500	243,968	76,672	97,677	79,277	71,900



6

PENGGUNAAN
CONSUMPTION

6.1

PENGUNAAN* KAYU BALAK MENGIKUT NEGERI, 2007-2016

CONSUMPTION* OF LOGS BY STATE, 2007-2016
(m³)

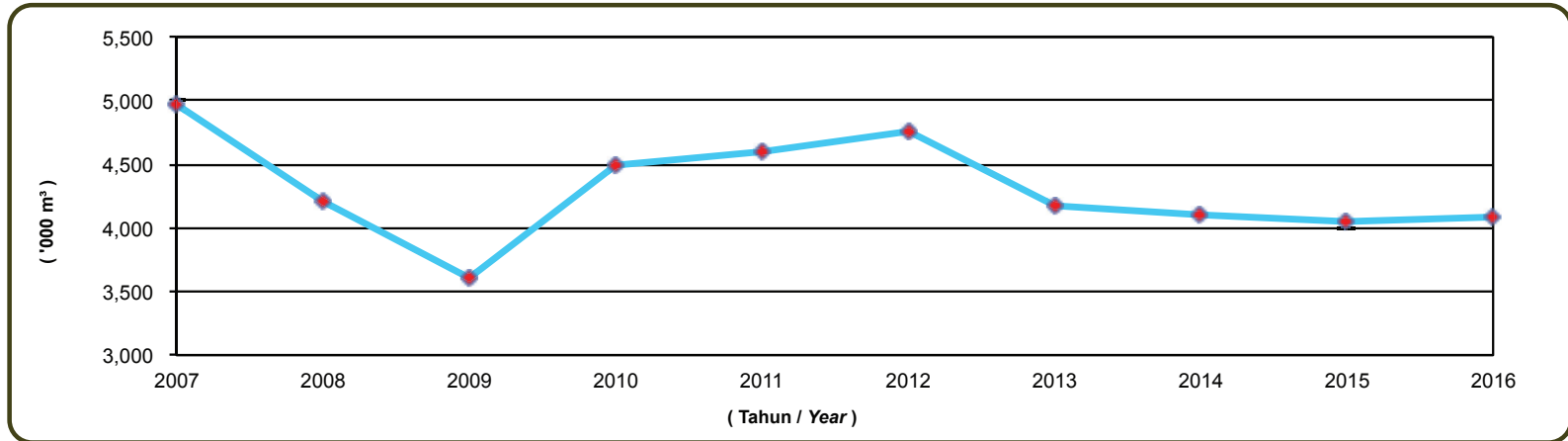
Negeri State	2007	2008	2009	2010	2011	2012	2013	2014	2015	2016
Johor	456,623	452,576	365,123	633,805	628,947	637,437	648,582	360,710	380,589	335,988
Kedah	220,338	251,449	215,172	261,643	279,076	256,553	212,351	176,370	187,940	183,945
Kelantan	1,120,302	795,869	692,304	847,194	898,134	909,493	698,168	773,289	640,410	698,597
Melaka	36,654	50,610	51,515	55,777	57,891	58,638	53,239	72,571	59,221	47,252
Negeri Sembilan	368,779	322,960	287,888	329,388	357,625	410,156	387,626	369,621	504,549	327,702
Pahang	1,289,346	1,062,119	882,474	1,080,442	1,056,569	1,053,510	965,282	1,110,417	1,066,835	1,238,308
Perak	489,101	496,313	421,954	479,497	508,404	706,374	532,082	530,546	554,507	572,164
Perlis	-	-	-	-	-	-	-	-	-	-
Pulau Pinang	114,705	99,403	86,321	181,114	218,756	135,997	99,072	98,806	109,289	117,427
Selangor	333,332	151,822	195,432	167,863	172,557	160,633	145,311	163,938	137,751	184,742
Terengganu	547,678	518,584	400,406	459,707	424,352	433,529	435,021	448,518	408,486	376,749
WPKL	3,652	1,693	2,584	-	-	-	-	-	-	-
Jumlah Total	4,980,510	4,203,398	3,601,173	4,496,430	4,602,311	4,762,320	4,176,734	4,104,786	4,049,577	4,082,874

Nota / Note:

* : termasuk kayu jaras, kayu getah, batang kelapa dan batang kelapa sawit
includes poles, rubberwood, coconut trunks and oil palm trunks

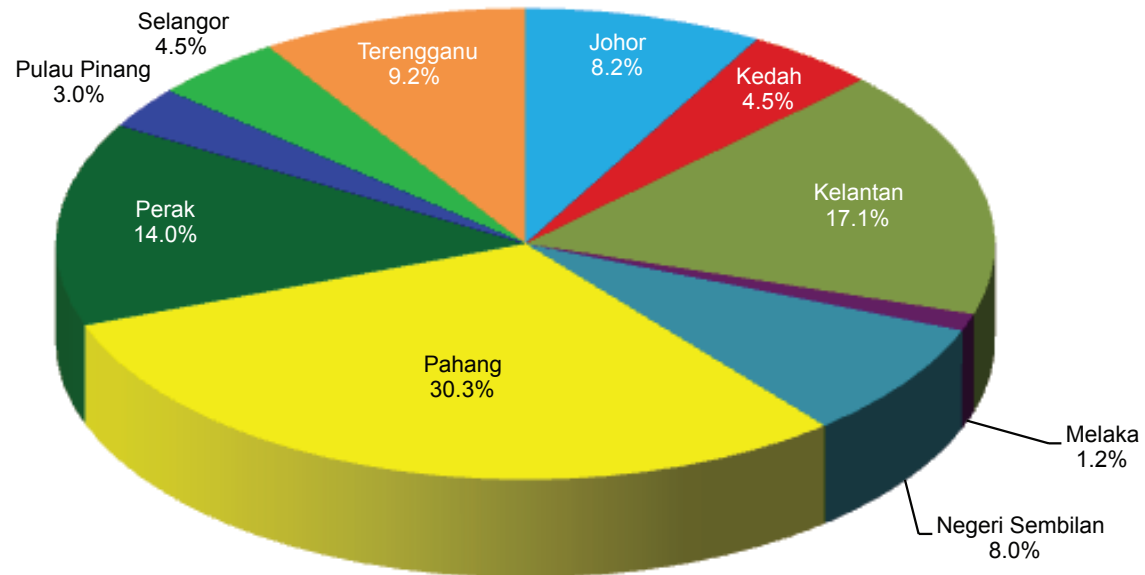
CARTA 15 : PENGGUNAAN KAYU BALAK, 2007-2016

CHART 15 : CONSUMPTION OF LOGS, 2007-2016



CARTA 16 : PENGGUNAAN KAYU BALAK MENGIKUT NEGERI, 2016

CHART 16 : CONSUMPTION OF LOGS BY STATE, 2016



6.2

PENGUNAAN* KAYU BALAK OLEH KILANG PAPAN MENGIKUT NEGERI, 2007-2016

CONSUMPTION* OF LOGS IN THE STATES BY SAWMILLS, 2007-2016

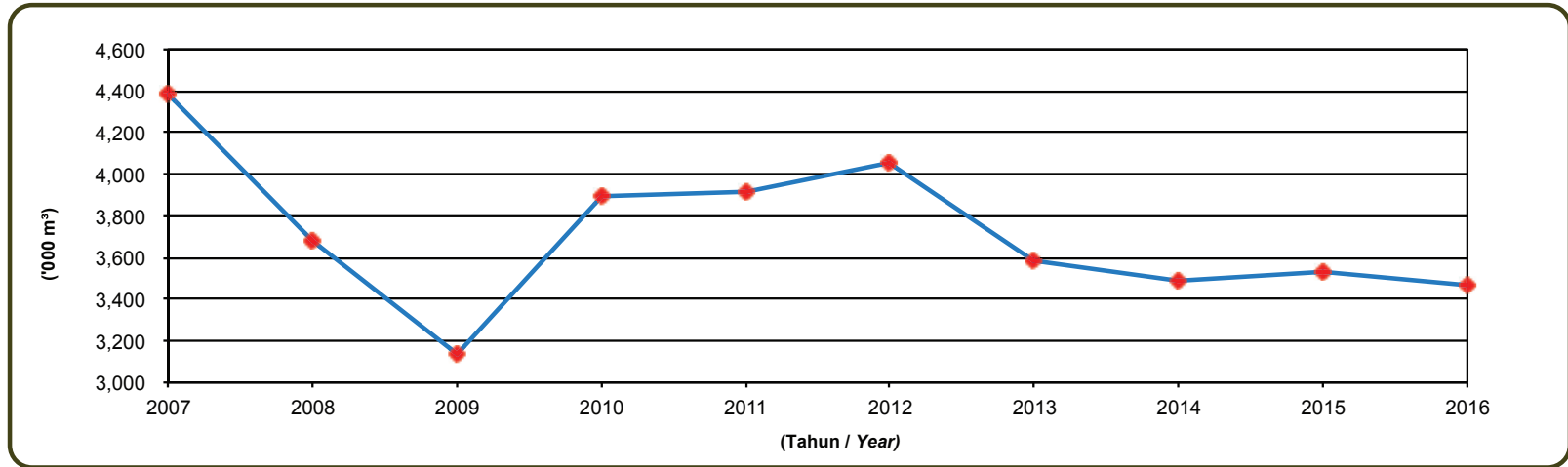
(m³)

Negeri State	2007	2008	2009	2010	2011	2012	2013	2014	2015	2016
Johor	431,913	435,853	363,173	633,805	625,840	626,786	642,436	344,467	371,181	326,080
Kedah	97,478	97,173	85,431	109,528	111,243	103,506	68,294	56,035	48,487	55,033
Kelantan	1,108,281	766,107	660,350	816,557	806,548	814,199	584,976	650,218	590,655	606,543
Melaka	34,798	48,569	50,388	54,456	56,582	58,638	53,239	72,571	59,221	47,252
Negeri Sembilan	355,889	319,740	283,728	305,988	342,145	387,116	366,991	347,227	485,299	297,842
Pahang	983,591	832,650	686,351	889,349	857,650	855,160	788,195	922,107	894,211	1,020,561
Perak	459,449	461,345	352,381	348,601	367,018	533,605	439,199	419,876	473,496	489,071
Perlis	-	-	-	-	-	-	-	-	-	-
Pulau Pinang	81,914	83,907	80,966	142,878	164,495	82,016	63,466	68,408	63,474	61,428
Selangor	322,718	143,981	169,201	141,696	169,786	159,033	144,252	162,066	136,685	182,857
Terengganu	501,408	490,084	396,750	449,562	419,263	433,529	435,021	448,518	408,486	376,749
WPKL	3,652	1,693	2,584	-	-	-	-	-	-	-
Jumlah Total	4,381,091	3,681,102	3,131,303	3,892,420	3,920,570	4,053,588	3,586,069	3,491,493	3,531,195	3,463,416

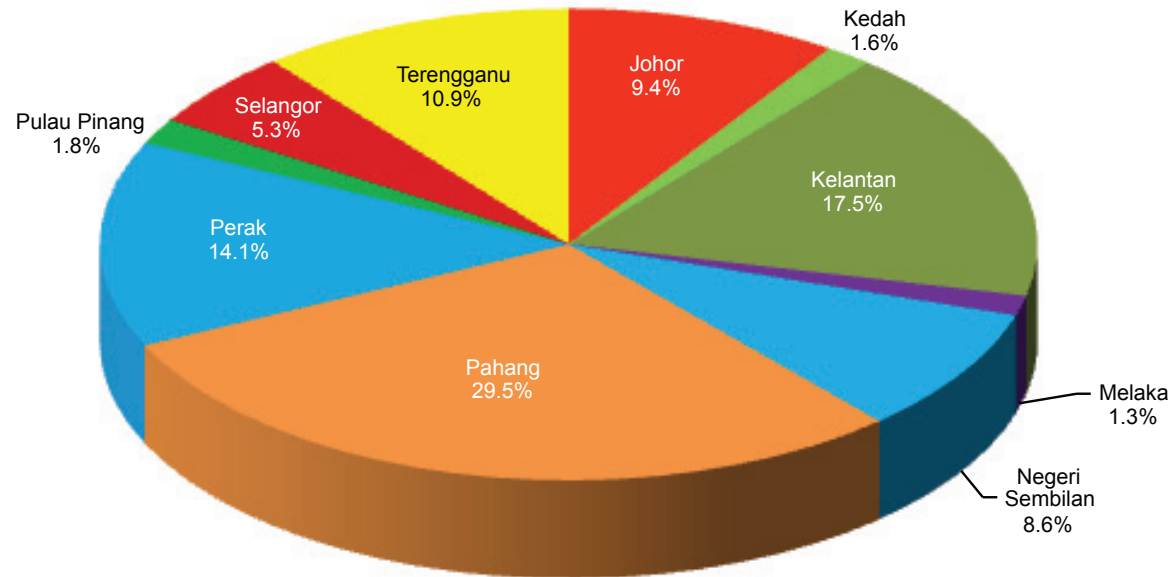
Nota / Note:

* : termasuk kayu jaras dan kayu getah / includes poles and rubberwood

CARTA 17: PENGGUNAAN KAYU BALAK OLEH KILANG PAPAN, 2007-2016
CHART 17: CONSUMPTION OF LOGS BY SAWMILLS, 2007-2016



CARTA 18: PENGGUNAAN KAYU BALAK OLEH KILANG PAPAN MENGIKUT NEGERI, 2016
CHART 18: CONSUMPTION OF LOGS IN THE STATES BY SAWMILLS, 2016



6.3

PENGUNAAN KAYU BALAK OLEH KILANG PAPAN BAGI NEGERI-NEGERI MENGIKUT KUMPULAN KAYU-KAYAN, 2016
CONSUMPTION OF LOGS BY SAWMILLS IN THE STATES BY TIMBER GROUP, 2016
(m³)

Kumpulan Kayu-Kayan Timber Group	Johor	Kedah	Kelantan	Melaka	Negeri Sembilan	Pahang	Perak	Pulau Pinang	Selangor	Terengganu	Jumlah Total
KKB / HHW											
Balau	9,612	774	7,542	9	18,877	7,102	10,169	377	4,312	7,271	66,045
Balau Membatu	-	-	-	-	-	-	-	-	-	231	231
Balau Merah	264	178	1,517	-	1,720	2,356	442	122	-	1,828	8,427
Bitis	366	-	8	-	-	200	237	-	-	81	892
Chengal	3,167	-	369	-	3,724	5,992	669	32	68	3,316	17,337
Giam	34	-	-	-	1,497	46	-	-	-	112	1,689
Kekotong	324	2,748	9,864	96	209	10,528	5,033	2,089	5	2,531	33,427
Keranji	366	1,326	6,426	30	8,085	8,016	3,276	1,093	5	880	29,503
Merbau	580	4,927	7,574	612	1,470	35,125	15,647	1,649	104	5,822	73,510
Mertas	200	-	-	1	26	244	340	-	6	30	847
Penaga	54	15	4,534	-	-	826	830	17	9	178	6,463
Rambutan Pacat	-	-	-	-	-	-	1	-	-	5	6
Resak	1,860	-	2,566	-	2,051	4,668	1,685	-	-	1,143	13,973
Tembusu	26	-	21	-	27	22	23	-	-	1	120
Tempinis	43	-	-	-	-	-	169	-	-	68	280
Lain-lain KKB Other HHW	233	463	12,142	2,217	82	1,794	63	130	-	1,394	18,518
Jumlah Kecil Sub-Total	17,129	10,431	52,563	2,965	37,768	76,919	38,584	5,509	4,509	24,891	271,268
KKS / MHW											
Bekak	-	-	119	4	348	1,392	52	-	-	15	1,930
Berangan	101	-	909	-	44	31	792	56	2	336	2,271
Jati	-	-	-	-	-	-	-	959	-	7	966
Jelawai	-	-	158	1	10	1,012	-	18	-	8	1,207
Kapur	23,333	-	5,054	4,660	1,413	5,974	247	-	15	15,603	56,299
Kasai	88	502	8,250	1	132	10,262	2,252	798	134	460	22,879
Keladan	3,192	-	3,577	2,669	2,185	774	4	8	18	1,066	13,493

Kumpulan Kayu-Kayan Timber Group	Johor	Kedah	Kelantan	Melaka	Negeri Sembilan	Pahang	Perak	Pulau Pinang	Selangor	Terengganu	Jumlah Total
Kelat	33,787	4,590	61,100	828	33,425	53,912	27,026	2,728	6,802	30,840	255,038
Keledang	223	481	5,862	1,754	3,260	1,108	8,254	362	47	850	22,201
Kempas	17,071	145	37,920	60	1,271	64,171	8,365	2,538	25	5,260	136,826
Keruing	48,383	389	51,681	13	10,639	53,268	18,994	341	2,519	26,793	213,020
Kulim	20	106	6,945	-	-	65	759	-	-	5,201	13,096
Mahogany	-	-	573	-	-	-	26	-	-	-	599
Mata Ulat	44	48	816	3	40	967	109	149	18	72	2,266
Mempening	40	43	127	2	31	86	729	10	17	119	1,204
Mengkulang	1,749	209	10,556	341	1,250	12,851	2,095	59	10	4,364	33,484
Merbatu	62	218	3,822	1	517	6,033	2,305	134	47	517	13,656
Merpauh	183	7,593	2,925	481	1,905	6,362	11,431	1,203	33	6,642	38,758
Minyak Berok	-	2	1	-	-	316	13	-	-	76	408
Pauh Kijang	268	69	218	-	684	11,292	873	28	37	605	14,074
Perah	975	298	17,900	205	8,732	33,674	21,427	997	765	2,707	87,680
Punah	50	-	45	-	55	533	2	-	-	139	824
Simpoh	1,188	37	7,660	19	720	11,931	1,917	74	22	2,548	26,116
Tualang	-	40	18,860	-	-	33,990	2,331	140	37	2,204	57,602
Tulang Daing	66	32	1	13	62	75	225	18	29	23	544
Lain-lain KKS Other MHW	2,007	615	10,408	113	1,385	16,940	13,962	1,419	2,192	2,270	51,311
Jumlah Kecil Sub-Total	132,830	15,417	255,487	11,168	68,108	327,019	124,190	12,039	12,769	108,725	1,067,752
KKR / LHW											
Akasia	14	-	-	-	-	-	-	-	-	-	14
Ara, Jejawi, Kelepong	3	4	48	-	-	-	56	2	-	264	377
Batai	-	-	-	-	-	3	-	-	-	-	3
Beruas	-	3	-	-	-	-	-	-	-	-	3
Bintangor	2,633	11	7,751	92	487	5,473	611	45	239	1,345	18,687

Kumpulan Kayu-Kayan Timber Group	Johor	Kedah	Kelantan	Melaka	Negeri Sembilan	Pahang	Perak	Pulau Pinang	Selangor	Terengganu	Jumlah Total
Damar Hitam	5,035	938	16,282	422	8,230	21,396	2,304	3,489	13	14,143	72,252
Dedali	-	-	-	-	-	-	19	-	-	-	19
Durian Daun	67	-	471	-	104	1,451	39	143	18	33	2,326
Durian Hutan	5,037	187	4,050	-	2,043	13,802	1,371	124	-	3,749	30,363
Geronggang	340	-	845	498	713	194	647	5	2	1,304	4,548
Gerutu	139	2,056	8,449	14	465	256	2,739	10,321	3	6,406	30,848
Hujan-Hujan	-	-	12	-	-	-	-	-	-	-	12
Jelutong	351	16	2,225	534	2,945	6,167	5,362	132	2,102	464	20,298
Kasah	-	-	-	-	-	-	38	-	-	-	38
Kayu Getah / Rubberwood	-	2,714	-	14,296	-	-	70,043	-	-	2,756	89,809
Kedondong	8,228	668	13,737	1,962	7,081	43,674	8,724	957	3,460	2,705	91,196
Kekabu Hutan	-	10	125	-	-	26	161	-	-	46	368
Kelempayan	-	-	155	1	-	-	-	-	-	-	156
Kembang Semangkok	1,504	1,558	3,146	828	2,071	5,250	19,213	69	13	3,103	36,755
Kungkur	5	-	5	-	7	142	20	-	9	47	235
Ludai	1	16	81	-	3	27	553	9	10	218	918
Machang	72	48	351	-	-	4	201	-	-	443	1,119
Medang	699	2,694	21,424	136	1,419	3,130	24,971	2,013	2,415	6,789	65,690
Melembu	-	-	-	-	-	-	28	-	-	-	28
Melunak	211	144	6,289	414	920	5,290	1,527	537	83	2,462	17,877
Mempisang	84	8	932	9	1,345	2,324	5,855	-	15	333	10,905
Meranti Bakau	59	-	137	646	153	3,437	12	-	-	-	4,444
Meranti Bukit	94	59	20,771	-	1,008	1,891	14,090	19	645	1,781	40,358
Meranti Bumbang	-	-	-	-	-	-	216	-	-	-	216
Meranti Jerit	-	197	-	-	-	-	8	1	-	-	206
Meranti Kepong	221	-	3,592	36	678	8,256	93	-	275	7,403	20,554

Kumpulan Kayu-Kayan Timber Group	Johor	Kedah	Kelantan	Melaka	Negeri Sembilan	Pahang	Perak	Pulau Pinang	Selangor	Terengganu	Jumlah Total
Meranti Kuning	18	65	1,858	-	172	8,191	33	232	5	30	10,604
Meranti Langgong	-	-	-	-	33	4	-	-	-	257	294
Meranti Melantai	3,580	145	2,307	1,933	5,271	18,279	7,317	474	3,679	5,569	48,554
Meranti Merah	36,465	917	2,052	3,103	3,955	95,248	945	1,386	65,985	4,883	214,939
Meranti Merah Muda	1,420	-	3,096	75	116	1,139	4,136	321	74	2,827	13,204
Meranti Merah Tua	438	4	3,065	44	194	28,641	746	-	28,286	5,594	67,012
Meranti Nemesu	1,154	80	954	106	1,675	27,386	6,879	190	79	7,590	46,093
Meranti Paang	1,213	724	926	258	3,303	3,082	844	439	648	2,290	13,727
Meranti Paya	-	-	396	50	-	-	-	-	-	366	812
Meranti Pipit	2	104	49	-	1	979	1,625	73	126	135	3,094
Meranti Putih	66	5	440	1	147	10	588	324	-	914	2,495
Meranti Rambai Daun	209	-	-	-	-	61	7	-	-	1,266	1,543
Meranti Sarang Punai	970	2,286	7,034	387	2,534	22,301	34,853	5,563	5,011	13,854	94,793
Meranti Sengkawang Merah	38	-	1,086	-	147	424	-	-	-	1,025	2,720
Meranti Seraya	1,169	3,119	8,245	654	4,206	56,933	29,892	2,781	3,722	19,224	129,945
Meranti Tembaga	10,717	2,576	8,896	2,923	9,420	74,889	25,367	5,446	6,802	23,852	170,888
Merawan	271	369	19,771	1	239	7,673	2,196	68	818	11,432	42,838
Mersawa	3,867	141	22,107	17	3,112	18,147	11,657	243	97	3,072	62,460
Nyatoh	7,341	1,079	17,082	814	1,537	15,753	9,562	4,834	2,324	7,339	67,665
Pelong	223	1	8,419	54	1,267	4,841	1,866	472	-	692	17,835
Penarahan	412	12	2,503	196	376	2,439	1,559	7	11	508	8,023
Perupok	18	-	16	2	18	3,533	-	17	37	132	3,773
Petai	7	-	-	-	1	-	4	-	1	2	15
Petaling	98	24	-	2	10	344	450	8	16	225	1,177
Pulai	36	2	837	-	963	402	302	-	-	38	2,580
Punggai	29	-	4	-	55	4	4	-	2	974	1,072

Kumpulan Kayu-Kayan Timber Group	Johor	Kedah	Kelantan	Melaka	Negeri Sembilan	Pahang	Perak	Pulau Pinang	Selangor	Terengganu	Jumlah Total
Ramin Melawis	15	-	-	133	566	2,680	42	1	-	1,920	5,357
Rengas	764	302	5,198	1	1,938	620	916	235	58	2,612	12,644
Rengas Pacat	-	-	6	-	-	-	-	-	-	6	12
Sepetir	4,231	2,315	1,287	334	4,969	7,314	4,736	422	9	1,807	27,424
Sesenduk	159	46	2,178	210	68	994	715	28	29	656	5,083
Surian	2	1	676	4	349	338	1,276	-	-	25	2,671
Terap	25	-	445	6	2	31	133	-	-	134	776
Terentang	69	-	290	9	105	24	50	2	8,671	162	9,382
Lain-lain KKR <i>Other LHW</i>	27,208	669	65,343	1,591	40,405	49,137	2,743	2,398	22,068	45,587	257,149
Jumlah Kecil Sub-Total	127,031	26,317	297,444	32,796	116,826	574,034	310,344	43,830	157,860	222,793	1,909,275
Kayu Lembut Softwood											
Damar Minyak	2	-	-	-	52	90	193	29	61	1,012	1,439
Podo	-	-	-	-	-	-	1	-	-	-	1
Spesis Import Imported Species											
Pine	-	-	1,027	-	-	-	-	-	-	-	1,027
Red Oak	-	-	22	-	-	-	-	-	-	-	22
<i>Kayu Jaras / Poles</i>											
Kayu Jaras	49,088	2,868	-	323	75,088	42,499	15,759	21	7,658	19,328	212,632
Jumlah Kecil Sub-Total	49,090	2,868	1,049	323	75,140	42,589	15,953	50	7,719	20,340	215,121
Jumlah Besar Grand Total	326,080	55,033	606,543	47,252	297,842	1,020,561	489,071	61,428	182,857	376,749	3,463,416

6.4

PENGGUNAAN* KAYU BALAK OLEH KILANG PAPAN LAPIS/VENIR MENGIKUT NEGERI, 2007-2016

CONSUMPTION* OF LOGS IN THE STATES BY PLYWOOD/VENEER MILLS, 2007-2016

(m³)

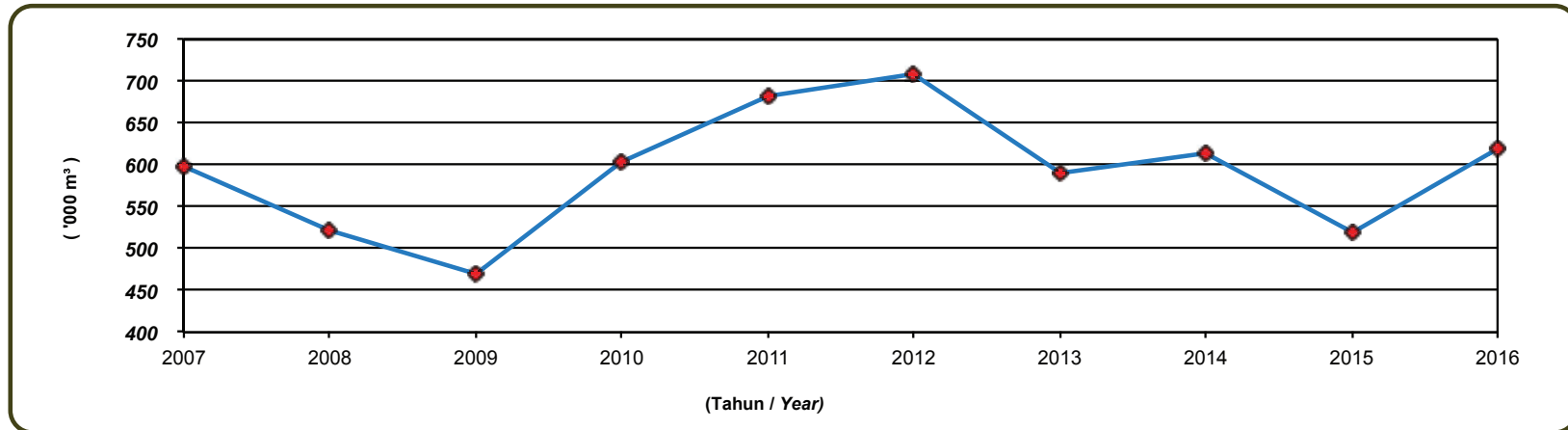
Negeri State	2007	2008	2009	2010	2011	2012	2013	2014	2015	2016
Johor	24,710	16,723	1,950	-	3,107	10,651	6,146	16,243	9,408	9,908
Kedah	122,860	154,276	129,741	152,115	167,833	153,047	144,057	120,335	139,453	128,912
Kelantan	12,021	29,762	31,954	30,637	91,586	95,294	113,192	123,071	49,755	92,054
Melaka	1,856	2,041	1,127	1,321	1,309	-	-	-	-	-
Negeri Sembilan	12,890	3,220	4,160	23,400	15,480	23,040	20,635	22,394	19,250	29,860
Pahang	305,755	229,469	196,123	191,093	198,919	198,350	177,087	188,310	172,624	217,747
Perak	29,652	34,968	69,573	130,896	141,386	172,769	92,883	110,670	81,011	83,093
Perlis	-	-	-	-	-	-	-	-	-	-
Pulau Pinang	32,791	15,496	5,355	38,236	54,261	53,981	35,606	30,398	45,815	55,999
Selangor	10,614	7,841	26,231	26,167	2,771	1,600	1,059	1,872	1,066	1,885
Terengganu	46,270	28,500	3,656	10,145	5,089	-	-	-	-	-
WPKL	-	-	-	-	-	-	-	-	-	-
Jumlah Total	599,419	522,296	469,870	604,010	681,741	708,732	590,665	613,293	518,382	619,458

Nota / Note:

* : termasuk lain-lain spesies, kayu getah, batang kelapa dan batang kelapa sawit
includes other species, rubberwood, coconut trunks and oil palm trunks

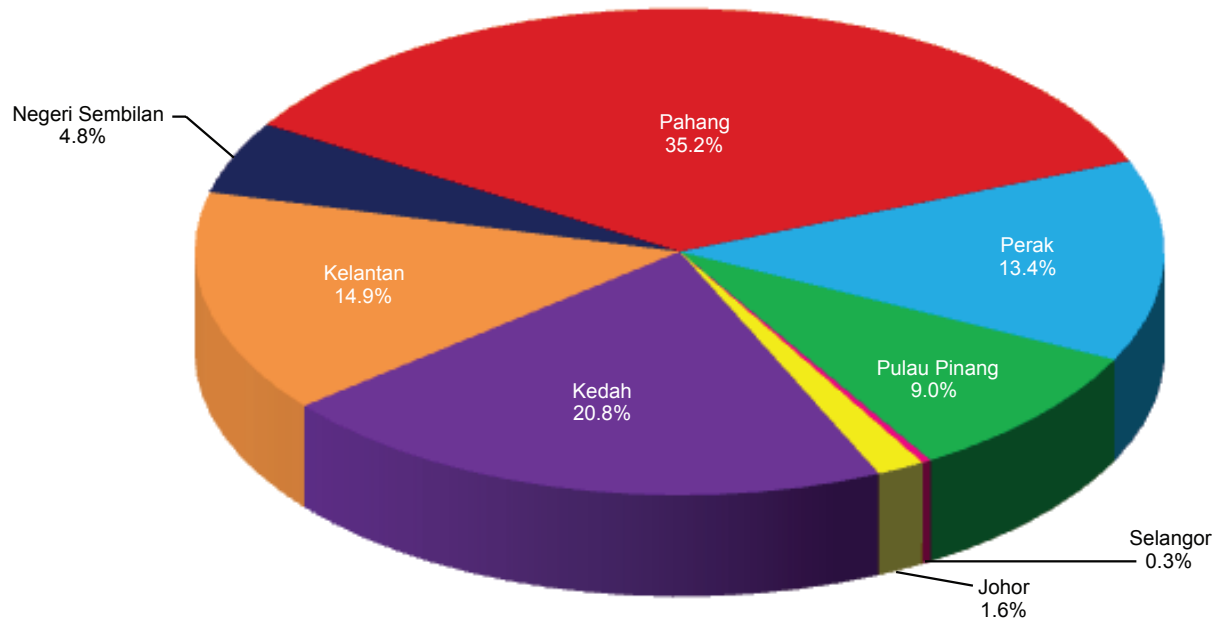
CARTA 19: PENGGUNAAN KAYU BALAK OLEH KILANG PAPAN LAPIS/VENIR, 2007-2016

CHART 19 : CONSUMPTION OF LOGS BY PLYWOOD/VENEER MILLS, 2007-2016



CARTA 20: PENGGUNAAN KAYU BALAK OLEH KILANG PAPAN LAPIS/VENIR MENGIKUT NEGERI, 2016

CHART 20 : CONSUMPTION OF LOGS IN THE STATES BY PLYWOOD/VENEER MILLS, 2016



6.5

PENGUNAAN KAYU BALAK OLEH KILANG PAPAN LAPIS/VENIR BAGI NEGERI-NEGERI MENGIKUT KUMPULAN KAYU-KAYAN, 2016
CONSUMPTION OF LOGS BY PLYWOOD/VENEER MILLS IN THE STATES BY TIMBER GROUP, 2016
(m³)

Kumpulan Kayu-Kayan Timber Group	Johor	Kedah	Kelantan	Melaka	Negeri Sembilan	Pahang	Perak	Perlis	Pulau Pinang	Selangor	Terengganu	Jumlah Total
KKB / HHW												
Balau	-	-	-	-	-	-	1	-	-	-	-	1
Balau merah	-	-	-	-	-	-	6	-	-	-	-	6
Kekatang	-	-	-	-	-	-	125	-	-	-	-	125
KerANJI	-	-	-	-	-	-	1	-	19	-	-	20
Merbau	-	-	-	-	-	-	-	-	12	-	-	12
Mertas	5	-	-	-	-	-	-	-	-	-	-	5
Penaga	-	-	-	-	-	-	15	-	-	-	-	15
Rambutan Pacat	3	-	-	-	-	-	-	-	-	-	-	3
Tempinis	-	-	-	-	-	-	17	-	-	-	-	17
Lain-lain KKB Other HHW	53	-	-	-	-	9,050	-	-	13	181	-	9,297
Jumlah Kecil Sub-Total	61	-	-	-	-	9,050	165	-	44	181	-	9,501
KKS / MHW												
Bekak	-	-	-	-	-	4	-	-	-	-	-	4
Berangan	-	-	-	-	-	-	6	-	-	-	-	6
Cempedak, Cempedak Air	22	-	-	-	-	534	-	-	-	-	-	556
Jelawai	-	-	-	-	-	173	-	-	-	-	-	173
Kapur	-	-	-	-	-	-	3	-	-	-	-	3
Kasai	1	55	-	-	-	-	6	-	-	-	-	62
Keladan	11	-	7,367	-	-	-	-	-	-	-	-	7,378
Kelat	837	6,158	10,743	-	-	-	4,112	-	-	420	-	22,270
Keledang	59	699	125	-	-	3,495	412	-	-	48	-	4,838
Kempas	3	-	-	-	-	-	13	-	-	-	-	16
Keruing	-	-	77	-	-	-	-	-	503	-	-	580
Kulim	-	-	-	-	-	-	9	-	-	-	-	9
Mata Ulat	34	12	-	-	-	-	-	-	-	-	-	46
Mempening	1	-	-	-	-	-	22	-	-	-	-	23
Mengkulang	-	273	-	-	-	2	15	-	27	-	-	317

Kumpulan Kayu-Kayan <i>Timber Group</i>	Johor	Kedah	Kelantan	Melaka	Negeri Sembilan	Pahang	Perak	Perlis	Pulau Pinang	Selangor	Terengganu	Jumlah Total
Merbatu	4	-	70	-	-	-	2	-	-	-	-	76
Merpauh	12	1,380	38	-	-	22	123	-	115	-	-	1,690
Minyak Berok	-	-	-	-	-	-	1	-	-	-	-	1
Perah	3	-	-	-	-	-	217	-	-	-	-	220
Punah	2	-	-	-	-	-	1	-	-	-	-	3
Simpoh	-	172	-	-	-	753	269	-	18	35	-	1,247
Tualang	-	-	-	-	-	23	3	-	-	-	-	26
Tulang Daing	23	-	-	-	-	-	1	-	-	-	-	24
Lain-lain KKS <i>Other MHW</i>	40	-	-	-	-	11,530	572	-	-	-	-	12,142
Jumlah Kecil <i>Sub-Total</i>	1,052	8,749	18,420	-	-	16,536	5,787	-	663	503	-	51,710
KKR / LHW												
Ara, Jejawi, Kelepong	-	-	75	-	-	1,315	193	-	-	-	-	1,583
Batai	-	-	-	-	-	-	4	-	-	-	-	4
Berembang Bukit	1	-	-	-	-	-	18	-	-	-	-	19
Beruas	-	6	-	-	-	-	-	-	-	-	-	6
Bintangor	-	31	-	-	-	45	64	-	33	-	-	173
Damar Hitam	-	-	-	-	-	244	-	-	-	-	-	244
Dedali	1	-	-	-	-	-	-	-	-	-	-	1
Durian Daun	-	-	-	-	-	6	-	-	-	-	-	6
Durian Hutan	62	-	194	-	-	98	-	-	164	-	-	518
Geronggang	13	28	-	-	-	3	3	-	-	-	-	47
Gerutu	2	3,353	81	-	-	184	15	-	136	-	-	3,771
Jelutong	1	-	153	-	-	1,642	92	-	24	-	-	1,912
Kayu Getah / <i>Rubberwood</i>	-	-	5,624	-	18,210	5,897	56,203	-	-	-	-	85,934
Kedondong	3,657	6,666	12,095	-	-	30,214	365	-	3,413	349	-	56,759
Kedondong Bulan	-	-	-	-	-	225	-	-	-	-	-	225
Kekabu Hutan	74	-	-	-	-	823	256	-	971	-	-	2,124
Kelempayan	1	-	-	-	-	-	28	-	-	-	-	29

Kumpulan Kayu-Kayan Timber Group	Johor	Kedah	Kelantan	Melaka	Negeri Sembilan	Pahang	Perak	Perlis	Pulau Pinang	Selangor	Terengganu	Jumlah Total
Kembang Semangkok	3	157	-	-	-	-	17	-	21	-	-	198
Kungkur	3	43	-	-	-	542	3	-	-	-	-	591
Ludai	7	-	2,154	-	-	791	1,712	-	-	-	-	4,664
Machang	63	67	39	-	-	-	16	-	-	-	-	185
Medang	1,356	8,696	10,487	-	-	9	8,001	-	-	227	-	28,776
Melembu	1	-	-	-	-	367	193	-	-	-	-	561
Melunak	1	23	81	-	-	12	58	-	-	-	-	175
Mempisang	11	162	59	-	-	3	132	-	-	-	-	367
Meranti Bakau	-	-	-	-	-	-	1	-	-	-	-	1
Meranti Bukit	2	-	-	-	-	-	-	-	-	-	-	2
Meranti Kepong	-	-	-	-	-	-	-	-	3	-	-	3
Meranti Melantai	-	-	-	-	-	218	8	-	-	-	-	226
Meranti Merah	-	3,212	-	-	-	-	-	-	-	-	-	3,212
Meranti Merah Tua	-	1,416	-	-	-	-	-	-	-	-	-	1,416
Meranti Paang	-	-	-	-	-	416	24	-	294	-	-	734
Meranti Pipit	-	-	-	-	-	180	19	-	795	-	-	994
Meranti Putih	-	3,647	-	-	-	-	-	-	-	-	-	3,647
Meranti Sarang Punai	-	-	-	-	-	-	-	-	40	-	-	40
Meranti Seraya	-	-	-	-	-	-	1	-	-	-	-	1
Meranti Tembaga	-	-	17	-	-	-	4	-	210	-	-	231
Merawan	-	-	-	-	-	226	1	-	-	-	-	227
Mersawa	9	457	-	-	-	178	26	-	82	-	-	752
Nyatoh	3	91	1,070	-	-	1	12	-	29	-	-	1,206
Pelong	-	-	219	-	-	2,826	71	-	450	41	-	3,607
Penarahan	17	197	-	-	-	1,261	35	-	463	10	-	1,983
Perupok	-	-	-	-	-	270	2	-	-	-	-	272
Petai	-	-	102	-	-	480	-	-	-	-	-	582
Petaling	1	-	53	-	-	57	219	-	-	-	-	330
Pulai	-	-	129	-	-	-	26	-	-	-	-	155

Kumpulan Kayu-Kayan Timber Group	Johor	Kedah	Kelantan	Melaka	Negeri Sembilan	Pahang	Perak	Perlis	Pulau Pinang	Selangor	Terengganu	Jumlah Total
Rengas	265	375	3,123	-	-	1,379	619	-	-	19	-	5,780
Rengas Pacat	-	-	-	-	-	11	-	-	-	-	-	11
Sepetir	-	56	-	-	-	-	358	-	341	-	-	755
Sesenduk	273	518	4,270	-	-	-	725	-	-	229	-	6,015
Surian	1	-	-	-	-	58	20	-	-	-	-	79
Terap	3	-	89	-	-	-	404	-	-	-	-	496
Terentang	5	75	-	-	-	-	12	-	-	-	-	92
Lain-lain KKR <i>Other LHW</i>	61	90,887	33,520	-	-	142,180	665	-	47,740	305	-	315,358
Jumlah Kecil Sub-Total	5,897	120,163	73,634	-	18,210	192,161	70,625	-	55,209	1,180	-	537,079
Kayu Lembut / Softwood												
Damar Minyak	-	-	-	-	-	-	-	-	83	-	-	83
Podocarpus	-	-	-	-	-	-	1,497	-	-	-	-	1,497
Spesis Import / Imported Species												
Cherry	2	-	-	-	-	-	-	-	-	-	-	2
Hard Maple	190	-	-	-	-	-	-	-	-	-	-	190
Red Oak	2,256	-	-	-	-	-	-	-	-	-	-	2,256
Teak	52	-	-	-	-	-	-	-	-	-	-	52
Walnut	6	-	-	-	-	-	-	-	-	-	-	6
White Oak	23	-	-	-	-	-	-	-	-	-	-	23
Yellow Birch	3	-	-	-	-	-	-	-	-	-	-	3
Kayu Jaras, Batang Kelapa & Batang Kelapa Sawit / Poles, Oil Palm Trunks & Coconut Trunks												
Kayu Jaras / Poles	366	-	-	-	-	-	4,207	-	-	21	-	4,594
Batang Sawit / Oil Palm Trunks	-	-	-	-	1,950	-	-	-	-	-	-	1,950
Batang Kelapa / Coconut Trunks	-	-	-	-	9,700	-	812	-	-	-	-	10,512
Jumlah Kecil Sub-Total	2,898	-	-	-	11,650	-	6,516	-	83	21	-	21,168
Jumlah Besar Grand-Total	9,908	128,912	92,054	-	29,860	217,747	83,093	-	55,999	1,885	-	619,458

6.6

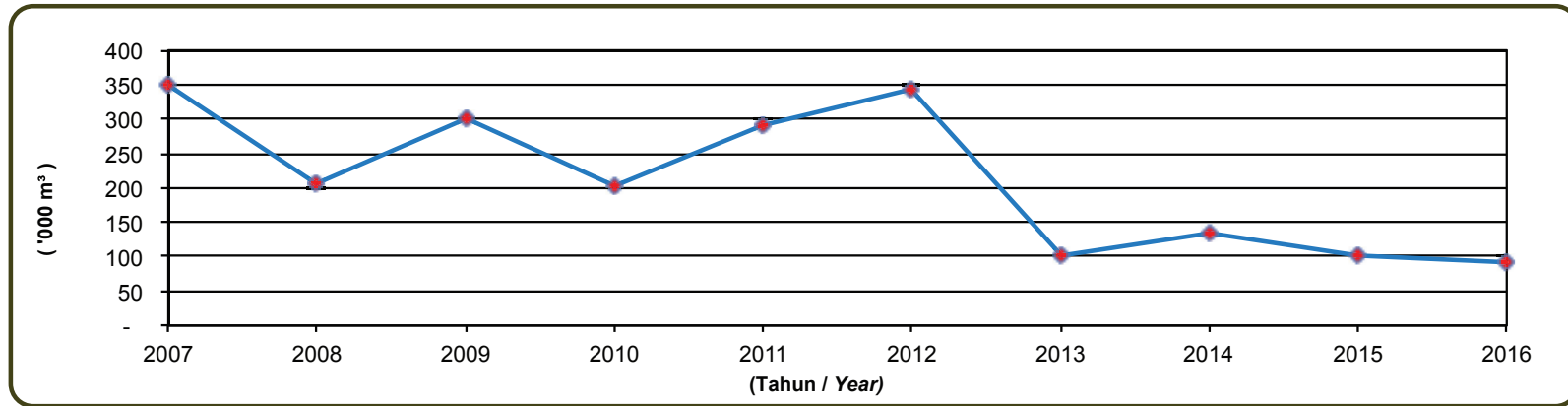
PENGUNAAN KAYU GERGAJI BAGI NEGERI-NEGERI OLEH KILANG KAYU KUMAI, 2007-2016

CONSUMPTION OF SAWN TIMBER IN THE STATES BY MOULDING MILLS, 2007-2016
(m³)

Negeri State	2007	2008	2009	2010	2011	2012	2013	2014	2015	2016
Johor	1,851	1,680	1,542	1,723	1,553	1,550	-	-	-	648
Kedah	167,006	45,001	18,157	19,758	19,024	1,296	-	-	-	-
Kelantan	12,796	5,001	10,974	9,967	10,746	10,057	1,544	3,203	3,370	-
Melaka	-	-	-	-	-	-	-	-	-	-
Negeri Sembilan	5,147	994	1,270	2,139	1,385	928	193	114	1,706	686
Pahang	34,835	27,894	141,597	15,867	44,251	26,579	19,275	25,263	9,640	7,751
Perak	3,332	2,892	1,893	2,471	2,534	2,251	1,607	1,071	8,431	10,878
Perlis	-	-	-	-	-	-	-	-	-	-
Pulau Pinang	59,463	18,316	22,083	16,890	40,109	129,192	17,412	16,733	17,310	20,820
Selangor	30,479	79,145	77,273	103,098	140,576	138,307	37,155	47,726	34,689	31,135
Terengganu	33,311	25,785	27,292	30,720	30,721	33,771	24,054	40,116	27,293	19,995
WPKL	-	-	-	-	-	-	-	-	-	-
Jumlah Total	348,220	206,708	302,081	202,633	290,899	343,931	101,240	134,226	102,439	91,913

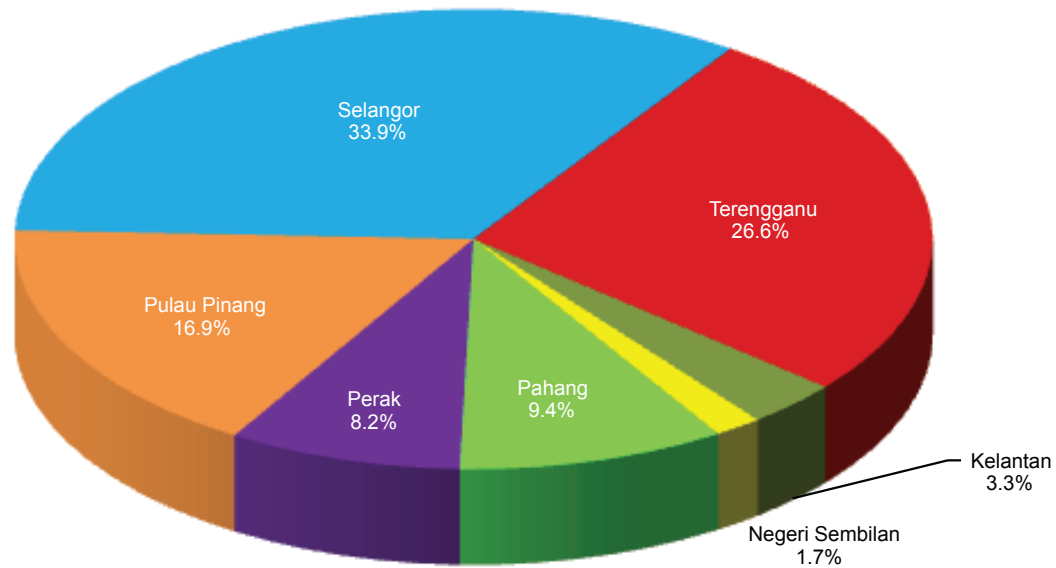
CARTA 21: PENGGUNAAN KAYU GERGAJI OLEH KILANG KAYU KUMAI, 2007-2016

CHART 21 : CONSUMPTION OF SAWN TIMBER BY MOULDING MILLS, 2007-2016



CARTA 22: PENGGUNAAN KAYU GERGAJI OLEH KILANG KAYU KUMAI MENGIKUT NEGERI, 2016

CHART 22 : CONSUMPTION OF SAWN TIMBER IN THE STATES BY MOULDING MILLS, 2016



6.7

PENGGUNAAN KAYU GERGAJI OLEH KILANG KAYU KUMAI BAGI NEGERI-NEGERI MENGIKUT KUMPULAN KAYU-KAYAN, 2016
CONSUMPTION OF SAWN TIMBER BY MOULDINGS MILLS IN THE STATES BY TIMBER GROUP, 2016
 (m³)

Kumpulan Kayu-Kayan Timber Group	Johor	Kedah	Kelantan	Melaka	Negeri Sembilan	Pahang	Perak	Pulau Pinang	Selangor	Terengganu	Jumlah Total
KKB / HHW											
Balau	90	-	-	-	2	-	3	543	50	-	688
Balau Bukit	-	-	-	-	-	-	-	24	-	-	24
Balau Merah	-	-	-	-	-	-	-	107	-	37	144
Bitis	-	-	-	-	-	-	-	1,496	-	-	1,496
Chengal	14	-	-	-	-	-	19	-	17	-	50
Kekotong	-	-	-	-	-	-	-	6	-	-	6
KerANJI	-	-	-	-	613	-	1	-	9	1	624
Merbau	-	-	-	-	-	-	-	66	51	-	117
Resak	-	-	-	-	-	-	-	-	15	3	18
Lain-lain KKB Other HHW	-	-	-	-	-	-	-	595	-	89	684
Jumlah Kecil Sub-Total	104	-	-	-	615	-	23	2,837	142	130	3,851
KKS / MHW											
Bekak	-	-	-	-	-	-	-	19	-	-	19
Kapur	378	-	-	-	-	-	-	-	101	102	581
Kasai	-	-	-	-	-	-	16	5	43	-	64
Kelat	-	-	-	-	-	-	-	107	-	6	113
Kempas	-	-	-	-	-	-	45	-	138	2	185
Keruing	-	-	-	-	-	900	-	1,086	2,899	507	5,392
Mengkulang	-	-	-	-	-	-	-	3	-	110	113
Merbatu	-	-	-	-	-	-	-	6	-	-	6
Merpauh	-	-	-	-	-	-	4	2,937	-	-	2,941
Tualang	33	-	-	-	-	-	102	-	4	-	139
Lain-lain KKS Other MHW	-	-	-	-	-	-	-	676	2,537	413	3,626
Jumlah Kecil Sub-Total	411	-	-	-	-	900	167	4,839	5,722	1,140	13,179

Kumpulan Kayu-Kayan Timber Group	Johor	Kedah	Kelantan	Melaka	Negeri Sembilan	Pahang	Perak	Pulau Pinang	Selangor	Terengganu	Jumlah Total
KKR / LHW											
Bintangor	-	-	-	-	-	-	-	-	576	-	576
Damar Hitam	-	-	-	-	58	-	-	-	552	-	610
Durian Daun	-	-	-	-	-	-	612	-	560	88	1,260
Durian Hutan	-	-	-	-	-	-	2,857	544	1,390	3	4,794
Geronggang	-	-	-	-	-	-	-	-	25	-	25
Gerutu	-	-	-	-	-	-	-	-	31	332	363
Jelutong	-	-	-	-	-	-	4,466	-	6	1	4,473
Kayu Getah / Rubberwood	-	-	-	-	-	456	-	6,822	933	16,461	24,672
Kedondong	-	-	-	-	-	-	-	19	84	-	103
Kembang Semangkok	-	-	-	-	-	-	28	-	12	-	40
Medang	-	-	-	-	-	-	-	-	-	7	7
Melunak	-	-	-	-	-	-	-	9	189	4	202
Mempisang	-	-	-	-	-	-	4	-	-	-	4
Meranti Bakau	-	-	-	-	-	-	-	-	196	-	196
Meranti Bukit	-	-	-	-	-	466	-	-	22	2	490
Meranti Jerit	-	-	-	-	-	-	20	-	-	-	20
Meranti Kuning	-	-	-	-	-	-	-	463	-	-	463
Meranti Melantai	-	-	-	-	-	-	253	-	18	-	271
Meranti Merah	24	-	-	-	-	5,603	-	2,763	4,924	1,335	14,649
Meranti Merah Muda	-	-	-	-	13	-	-	-	4,341	28	4,382
Meranti Merah Tua	-	-	-	-	-	-	-	654	1,120	5	1,779
Meranti Nemesu	21	-	-	-	-	-	-	-	397	3	421
Meranti Pipit	-	-	-	-	-	-	291	-	-	-	291
Meranti Putih	-	-	-	-	-	-	164	-	90	-	254
Meranti Seraya	-	-	-	-	-	-	271	-	5,864	-	6,135
Meranti Tembaga	-	-	-	-	-	-	-	-	448	-	448

Kumpulan Kayu-Kayan Timber Group	Johor	Kedah	Kelantan	Melaka	Negeri Sembilan	Pahang	Perak	Pulau Pinang	Selangor	Terengganu	Jumlah Total
Mersawa	-	-	-	-	-	-	3	-	-	-	3
Nyatoh	34	-	-	-	-	-	12	292	-	-	338
Penarahan	-	-	-	-	-	-	99	8	-	-	107
Perupok	-	-	-	-	-	-	49	-	-	-	49
Pulai	-	-	-	-	-	-	1,334	3	-	-	1,337
Ramin Melawis	-	-	-	-	-	-	-	2	-	-	2
Rengas	-	-	-	-	-	-	98	-	-	-	98
Sepetir	-	-	-	-	-	-	-	-	3	8	11
Sesenduk	-	-	-	-	-	-	10	-	-	-	10
Surian	-	-	-	-	-	-	3	1	21	-	25
Lain-lain KKR <i>Other LHW</i>	27	-	-	-	-	326	114	3	3,393	435	4,298
Jumlah Kecil Sub-Total	106	-	-	-	71	6,851	10,688	11,583	25,195	18,712	73,206
Kayu Lembut / Softwood											
Damar Minyak	-	-	-	-	-	-	-	-	-	13	13
Spesis Import / Imported Species											
Cherry	-	-	-	-	-	-	-	12	-	-	12
Hard Maple	-	-	-	-	-	-	-	8	-	-	8
Maple	-	-	-	-	-	-	-	4	-	-	4
Pine	27	-	-	-	-	-	-	1,463	52	-	1,542
Red Oak	-	-	-	-	-	-	-	59	-	-	59
Teak	-	-	-	-	-	-	-	-	24	-	24
Yellow Birch	-	-	-	-	-	-	-	15	-	-	15
Jumlah Kecil Sub-Total	27	-	-	-	-	-	-	1,561	76	13	1,677
Jumlah Besar Grand Total	648	-	-	-	686	7,751	10,878	20,820	31,135	19,995	91,913

6.8

JUALAN DOMESTIK BAGI KAYU GERGAJI KEPADA PENGGUNA UTAMA, 2007-2016DOMESTIC SALES OF SAWN TIMBER TO MAJOR CONSUMERS, 2007-2016
(m³)

Pengguna Consumer	2007	2008	2009	2010	2011	2012	2013	2014	2015	2016
Perabot dan Tanggaman <i>Furniture and Joinery</i>	309,850	167,902	38,541	105,629	159,331	386,530	172,649	140,659	145,531	150,999
Kilang Kayu Kumai <i>Moulding Industry</i>	252,038	54,916	29,308	51,506	43,188	49,794	39,949	36,823	24,779	19,699
Industri Binaan <i>Construction Industry</i>	434,524	416,525	260,911	319,461	377,390	463,568	368,713	413,437	349,854	377,869
Industri Kapal dan Bot <i>Ship and Boat Industries</i>	33,622	6,833	5,001	10,699	14,797	12,245	14,434	6,929	4,183	13,424
Kilang Kotak, Tong dan Pengalas Kayu <i>Boxes, Crates and Pallet Mills</i>	102,949	86,902	38,192	95,556	103,466	70,987	88,020	103,638	70,081	80,290
Industri Perlombongan <i>Mining Industry</i>	13,805	18,195	2,500	17,343	33,951	25,773	37,623	19,451	28,570	13,967
Ejen dan Pengedar <i>Agents and Dealers</i>	896,715	695,848	518,314	741,043	788,931	854,228	761,597	813,772	730,920	876,716
Pembekal <i>Suppliers</i>	489,820	476,694	419,022	535,190	644,883	604,939	725,181	522,541	548,721	544,634
Sektor Awam <i>Public Sector</i>	14,561	9,985	5,612	16,723	25,824	20,938	11,756	32,623	25,941	50,982
Lain-lain <i>Others</i>	183,487	95,315	43,148	213,926	309,260	268,835	238,913	305,113	488,585	347,279
Jumlah Total	2,731,371	2,029,115	1,360,549	2,107,076	2,501,021	2,757,837	2,458,835	2,394,986	2,417,165	2,475,859

6.9

JUALAN DOMESTIK BAGI KAYU GERGAJI MENGIKUT NEGERI, 2007-2016DOMESTIC SALES OF SAWN TIMBER BY STATE, 2007-2016
(m³)

Negeri State	2007	2008	2009	2010	2011	2012	2013	2014	2015	2016
Johor	395,353	318,155	154,486	174,954	276,449	423,206	432,428	183,758	253,454	228,886
Kedah	68,352	63,600	57,190	48,163	78,428	85,002	47,455	35,859	30,971	33,899
Kelantan	486,124	423,156	307,393	529,451	559,969	537,994	403,564	456,907	349,962	439,204
Melaka	15,507	20,437	18,812	37,170	36,020	30,820	28,147	47,091	38,842	33,911
Negeri Sembilan	141,117	126,656	75,191	132,286	229,391	233,542	233,932	229,439	328,792	210,295
Pahang	598,638	455,008	304,392	552,768	570,769	583,589	543,018	644,007	638,260	742,430
Perak	511,376	290,772	184,719	241,849	246,856	369,812	300,704	287,167	322,891	332,962
Perlis	-	-	-	-	-	-	-	-	-	-
Pulau Pinang	56,778	55,390	35,669	60,242	85,523	58,570	42,768	45,814	44,582	42,413
Selangor	188,167	54,531	34,177	98,752	111,880	110,741	106,841	114,756	97,291	121,449
Terengganu	268,714	219,617	187,391	231,441	305,736	324,561	319,978	350,188	312,120	290,410
WPKL	1,245	1,793	1,129	-	-	-	-	-	-	-
Jumlah Total	2,731,371	2,029,115	1,360,549	2,107,076	2,501,021	2,757,837	2,458,835	2,394,986	2,417,165	2,475,859

6.10

JUALAN DOMESTIK BAGI PAPAN LAPIS KEPADA PENGGUNA UTAMA, 2007-2016

DOMESTIC SALES OF PLYWOOD TO MAJOR CONSUMERS, 2007-2016
(m³)

Pengguna Consumer	2007	2008	2009	2010	2011	2012	2013	2014	2015	2016
Pembuat dan Pengilang Perabot <i>Furniture Manufacturers</i>	10,853	7,893	6,399	7,539	15,046	24,865	38,441	28,346	34,350	36,651
Industri Binaan <i>Construction Industry</i>	75,523	71,210	81,557	92,010	98,544	100,436	114,851	121,099	109,879	102,517
Kilang Kotak, Tong dan Pengalas Kayu <i>Boxes, Crates and Pallet Mills</i>	3,395	4,666	5,828	6,938	7,889	9,410	9,835	9,680	9,275	8,273
Perhiasan Dalam Bangunan dan Rumah <i>Interior Decorators</i>	3,094	4,474	5,475	6,228	9,666	9,810	8,764	8,915	16,371	10,878
Ejen dan Pengedar <i>Agents and Dealers</i>	213,146	172,999	150,271	148,660	169,265	150,125	141,624	146,575	144,568	101,771
Pembekal <i>Suppliers</i>	6,905	8,839	10,627	13,184	15,925	18,815	24,622	30,110	36,119	24,287
Lain-lain <i>Others</i>	8,706	12,573	1,390	2,721	4,550	16,041	10,209	34,360	508	3,976
Jumlah Total	321,622	282,654	261,547	277,280	320,885	329,502	348,346	379,085	351,070	288,353

6.11

JUALAN DOMESTIK BAGI PAPAN LAPIS MENGIKUT NEGERI, 2007-2016DOMESTIC SALES OF PLYWOOD BY STATE, 2007-2016
(m³)

Negeri State	2007	2008	2009	2010	2011	2012	2013	2014	2015	2016
Johor	14,606	12,133	1,586	3,347	180	1,184	299	7,495	4,877	2,451
Kedah	79,371	85,982	99,189	101,291	111,425	112,484	101,291	151,625	108,316	102,648
Kelantan	33,864	33,861	22,949	3,308	18,001	23,792	25,110	39,478	41,267	33,348
Melaka	-	-	-	1,237	105	-	-	-	-	-
Negeri Sembilan	13,647	4,213	1,530	9,600	9,400	5,500	6,582	10,383	10,516	9,245
Pahang	98,556	88,288	88,526	77,457	91,264	104,603	105,766	67,243	77,648	58,085
Perak	35,068	34,017	37,109	37,688	51,683	52,761	73,674	67,780	70,548	57,420
Perlis	-	-	-	-	-	-	-	-	-	-
Pulau Pinang	16,166	8,427	4,006	23,149	36,413	28,516	35,328	34,157	36,880	24,495
Selangor	7,629	6,120	3,892	15,406	-	609	296	924	1,018	661
Terengganu	22,715	9,613	2,760	4,797	2,414	53	-	-	-	-
WPKL	-	-	-	-	-	-	-	-	-	-
Jumlah Total	321,622	282,654	261,547	277,280	320,885	329,502	348,346	379,085	351,070	288,353





7

KAPASITI KILANG
MILL CAPACITY

7.1

ANGGARAN KAPASITI BAGI INDUSTRI PEMROSESAN UTAMA BERASAS KAYU, 2007-2016

ESTIMATED CAPACITY OF PRIMARY WOOD-BASED PROCESSING INDUSTRIES, 2007-2016

(juta / million m³)

Tahun Year	Kilang Papan Sawmills	Kilang Papan Lapis/Venir Plywood/Veneer Mills
2007	11.096	1.898
2008	11.137	1.898
2009	11.182	1.951
2010	11.276	2.235
2011	11.411	2.473
2012	11.567	2.473
2013	11.674	2.538
2014	11.835	2.645
2015	12.078	2.816
2016	12.000	2.794

Negeri State	Kilang Papan Sawmills	Kilang Papan Lapis/Venir Plywood/Veneer Mills
Johor	1.586	0.255
Kedah	0.608	0.220
Kelantan	1.626	0.235
Melaka	0.462	0.033
Negeri Sembilan	0.814	0.129
Pahang	2.684	0.661
Perak	1.517	0.873
Perlis	0.009	-
Pulau Pinang	0.297	0.146
Selangor	0.645	0.046
Terengganu	1.752	0.196
WPKL*	-	-
Jumlah Total	12.000	2.794

Nota / Note:

* : Lesen Industri Berasas Kayu di WPKL telah dibatalkan kerana tidak beroperasi melebihi 2 tahun

Licence for Wood-based Industries in WPKL were terminated because of not operating for more than 2 years



8

PERDAGANGAN
TRADE

8.1

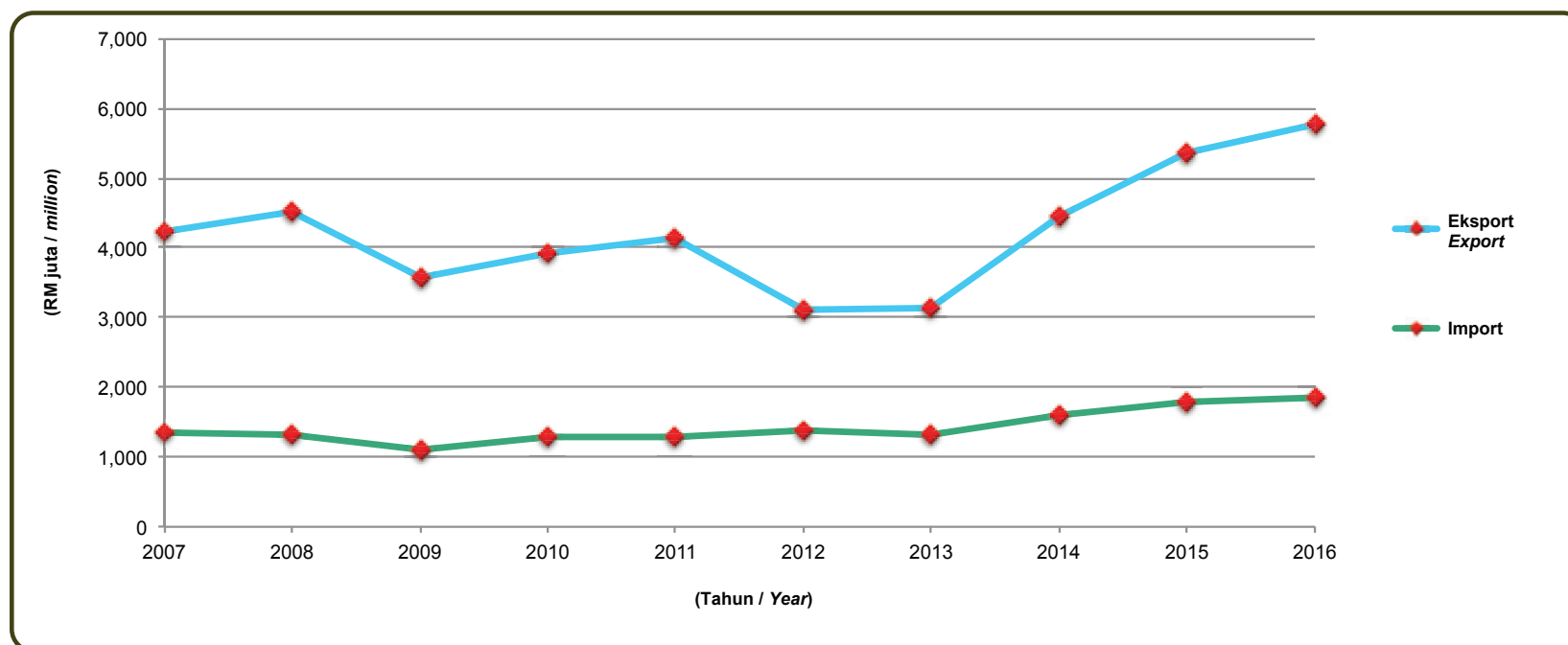
EKSPORT DAN IMPORT PRODUK KAYU-KAYAN UTAMA, 2007-2016

EXPORT AND IMPORT OF MAJOR TIMBER PRODUCTS, 2007-2016
(RM'000)

Produk / Product	2007	2008	2009	2010	2011	2012	2013	2014	2015	2016
Eksport / Export	4,243,655	4,505,039	3,585,716	3,922,553	4,150,598	3,112,521	3,121,382	4,438,089	5,372,007	5,781,747
Import	1,341,108	1,318,855	1,104,988	1,282,029	1,295,061	1,370,109	1,334,240	1,609,596	1,775,010	1,851,001

CARTA 23: NILAI EKSPORT DAN IMPORT PRODUK KAYU-KAYAN UTAMA, 2007-2016

CHART 23: EXPORT AND IMPORT VALUE OF MAJOR TIMBER PRODUCTS, 2007-2016



8.2

EKSPORT PRODUK KAYU-KAYAN UTAMA, 2007-2016
EXPORT OF MAJOR TIMBER PRODUCTS, 2007-2016

Produk Product		2007	2008	2009	2010	2011	2012	2013	2014	2015	2016
Kayu Gergaji* Sawn Timber	m ³	812,143	944,067	792,884	879,072	993,234	962,802	951,764	1,026,468	1,253,698	1,254,920
	RM '000	1,188,782	1,345,723	994,437	1,078,947	1,267,782	1,222,718	1,387,665	1,597,438	2,093,703	2,268,729
Papan Lapis** Plywood	m ³	232,017	314,057	238,589	248,229	217,364	181,004	192,693	231,597	234,513	289,352
	RM '000	358,769	475,046	330,915	360,212	331,542	297,835	308,963	378,683	409,741	500,868
Venir Veneer	m ³	4,420	4,416	3,814	3,897	5,446	5,036	3,611	6,037	9,997	15,057
	RM '000	14,112	14,621	9,905	8,811	10,221	9,338	8,338	12,391	21,570	23,705
Kayu Kumai Mouldings	m ³	167,188	175,061	152,270	177,143	213,965	184,748	165,793	215,384	224,904	209,670
	RM '000	462,074	498,044	400,170	462,777	560,407	522,299	476,212	602,768	709,817	728,772
Papan Serpai / Papan Serpilh Chipboard / Particleboard	m ³	402,808	492,847	328,370	401,360	456,823	450,060	463,423	436,112	456,318	492,382
	RM '000	215,041	308,821	179,962	223,443	281,980	247,466	221,800	260,865	316,707	349,299
Papan Gentian Fibreboard	m ³	914,159	983,768	905,002	1,059,204	933,069	839,589	857,821	780,379	818,279	864,157
	RM '000	987,283	1,077,792	893,863	1,007,377	883,739	812,865	718,405	747,083	879,029	878,533
Jumlah Kecil Sub-total	m ³	2,532,735	2,914,216	2,420,929	2,768,905	2,819,901	2,623,239	2,635,105	2,695,977	2,997,709	3,125,538
	RM '000	3,226,061	3,720,047	2,809,252	3,141,567	3,335,671	3,112,521	3,121,382	3,599,228	4,430,567	4,749,906
Pertukangan dan Tanggaman Carpentry and Joinery	RM '000	1,017,594	784,992	776,464	780,986	814,927	784,399	794,710	838,861	941,440	1,031,841
Jumlah Besar Grand Total	RM '000	4,243,655	4,505,039	3,585,716	3,922,553	4,150,598	3,112,521	3,121,382	4,438,089	5,372,007	5,781,747

Sumber / Source: LPKM / MTIB

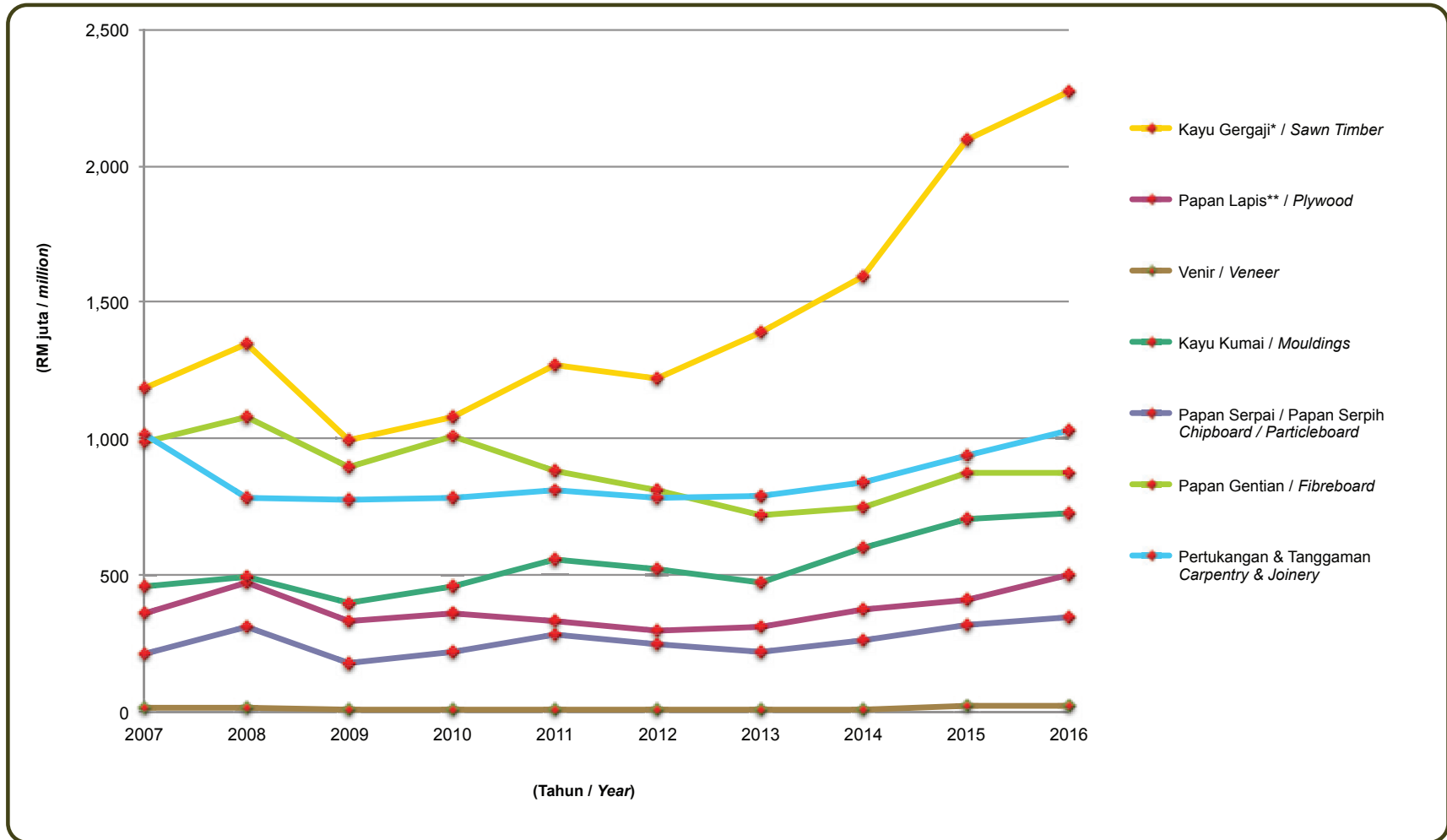
Nota / Note:

* : termasuk kayu berketam dan landasan / includes dressed timber and sleeper

** : termasuk PGSP / includes MDF

CARTA 24: NILAI EKSPORT PRODUK KAYU-KAYAN UTAMA, 2007-2016

CHART 24: EXPORT VALUE OF MAJOR TIMBER PRODUCTS, 2007-2016



8.3

EKSPORT KAYU GERGAJI MENGIKUT KUMPULAN KAYU-KAYAN, 2007-2016
EXPORT OF SAWN TIMBER BY TIMBER GROUP, 2007-2016

Kumpulan Kayu-Kayan <i>Timber Group</i>	2007		2008		2009		2010		2011	
	m ³	RM	m ³	RM	m ³	RM	m ³	RM	m ³	RM
KKB / HHW										
Balau	8,794	11,518,208	15,853	27,960,898	11,409	16,244,751	10,637	14,792,455	11,754	14,750,198
Balau Merah	1,037	1,764,696	608	1,867,803	261	709,385	856	1,282,708	1,188	2,250,579
Belian	-	-	-	-	-	-	-	-	-	-
Bitis	3,002	1,274,802	2,487	946,083	1,347	497,466	1,008	398,297	2,257	888,619
Campuran KKB <i>Mixed HHW</i>	19	10,279	411	549,919	114	142,374	42	48,015	177	172,311
Chengal	925	1,961,739	1,051	2,886,504	1,244	3,682,272	1,233	3,101,875	3,042	6,183,040
Giam	78	66,376	146	49,089	248	660,239	371	882,504	88	114,072
Kekatang	6,745	2,668,579	7,692	3,196,194	6,114	2,683,315	6,353	2,822,356	6,240	3,077,311
KerANJI	2,117	2,712,227	2,458	5,442,271	2,090	2,446,517	1,959	2,219,016	3,150	2,307,776
Merbau	18,310	45,857,006	28,115	55,768,205	20,330	36,576,541	21,101	32,562,563	20,294	30,458,711
Mertas	-	-	-	-	-	-	-	-	-	-
Penaga	3,186	808,245	4,013	1,036,218	3,862	1,025,769	3,860	991,152	3,158	807,337
Resak	1,471	426,727	2,594	1,519,011	1,345	387,126	2,344	749,069	3,156	1,508,633
Semayur	-	-	-	-	-	-	-	-	-	-
Tembusu	-	-	-	-	-	-	-	-	-	-
Lain-lain HHW <i>Other HHW</i>	119	184,784	1,261	512,871	81	163,335	139	143,921	4,226	2,879,256
Jumlah Kecil <i>Sub-Total</i>	45,803	69,253,668	66,689	101,735,066	48,445	65,219,090	49,903	59,993,931	58,730	65,397,843
KKS / MHW										
Bekak	134	381,283	297	883,313	112	341,980	324	900,662	458	1,431,274
Campuran KKS <i>Mixed MHW</i>	1,664	1,940,475	4,061	5,039,322	3,295	3,947,862	2,966	3,293,262	4,086	4,641,159
Jati <i>Teakwood</i>	2,986	28,767,031	3,039	61,018,170	-	-	-	-	3,845	4,966,275
Kapur <i>Keladan</i>	19,148	15,572,770	20,126	16,619,090	14,247	13,625,834	18,012	17,487,043	15,292	10,653,311
Kasai	6,603	3,645,327	7,830	4,561,966	8,803	4,610,380	7,959	3,375,982	7,023	4,602,724
Kayu Merah <i>Redwood</i>	3,694	1,279,202	3,160	1,619,319	2,710	2,234,078	791	359,276	1,706	579,752

Kumpulan Kayu-Kayan <i>Timber Group</i>	2007		2008		2009		2010		2011	
	m ³	RM	m ³	RM	m ³	RM	m ³	RM	m ³	RM
Kelat	12,057	3,155,912	11,821	4,076,199	9,668	2,892,187	12,778	3,607,656	14,905	5,150,110
Keledang	1,707	658,924	1,918	1,057,627	2,476	1,764,873	1,762	1,425,280	1,989	1,404,031
Kempas	32,222	24,623,921	32,406	29,470,724	35,590	31,951,376	46,320	39,023,060	24,293	15,994,421
Keruing	59,342	69,955,252	79,268	109,431,663	64,400	66,843,361	80,542	84,433,418	60,003	55,376,803
Kulim	1,707	418,617	1,868	478,919	2,128	578,312	903	325,681	1,602	729,939
Mata Ulat	65	65,632	86	139,028	211	249,595	80	131,757	56	100,864
Mempening	-	-	-	-	-	-	-	-	-	-
Mengkulang	8,538	15,001,544	7,937	9,976,545	8,891	11,710,388	9,769	13,606,926	4,761	1,324,387
Merawan	9,375	2,369,090	9,676	2,544,195	7,140	2,073,787	8,566	2,855,795	10,749	2,792,838
Merbatu	-	-	-	-	-	-	-	-	-	-
Merpauh	5,293	5,526,712	8,322	12,795,473	3,295	5,014,535	5,415	9,507,135	4,843	8,753,054
Pauh Kijang	-	-	-	-	-	-	-	-	-	-
Pelajau	-	-	-	-	-	-	-	-	-	-
Perah	2,594	3,818,455	2,806	3,827,224	4,903	7,115,996	7,638	9,353,223	3,887	4,250,501
Punah	1,129	322,900	175	69,462	4	1,823	202	130,889	773	198,756
Rengas	227	58,739	527	746,011	5,966	8,077,986	4,091	5,358,706	5,043	5,664,489
Simpoh	1,108	504,528	1,371	698,641	1,386	1,049,698	1,069	499,689	2,462	1,120,608
Tualang	16,318	12,477,291	18,245	16,011,277	20,475	18,222,792	19,181	19,542,276	18,855	22,425,286
Tulang Daing	-	-	-	-	-	-	-	-	-	-
Lain-lain <i>Others</i>	4,979	1,584,657	29,735	95,145,141	836	363,022	1,104	335,815	24	117,494
Jumlah Kecil <i>Sub-Total</i>	190,890	192,128,262	244,674	376,209,309	196,536	182,669,865	229,472	215,553,531	186,655	152,278,076
<i>KKR / LHW</i>										
Akasia	2,498	1,883,327	6,746	4,419,839	6,354	6,039,858	957	1,385,946	1,288	2,317,876
Berangan	228	59,757	142	36,084	24	6,744	58	14,515	1,506	416,888
Bintangor	6,925	2,312,400	6,183	1,894,682	5,169	1,637,639	8,792	2,456,021	5,456	1,653,043
Campuran Kayu Keras	122,824	49,722,033	161,984	69,108,202	99,630	45,396,273	152,162	79,011,875	193,772	95,549,849
Campuran KKR <i>Mixed LHW</i>	12,151	10,105,542	15,012	16,773,539	37,171	21,428,052	8,965	11,432,261	9,790	13,110,842

Kumpulan Kayu-Kayan <i>Timber Group</i>	2007		2008		2009		2010		2011	
	m ³	RM	m ³	RM	m ³	RM	m ³	RM	m ³	RM
Dedali	-	-	-	-	-	-	-	-	-	-
Durian Hutan	14,248	12,929,084	14,898	18,217,936	10,775	12,687,164	11,713	13,018,312	11,882	12,533,843
Geronggang Hutan	1,051	1,329,944	1,050	1,336,989	646	1,171,662	377	726,127	308	606,511
Gerutu	4,138	6,245,569	6,126	8,820,541	4,393	6,663,593	4,938	7,499,857	7,118	10,725,159
Jelutong	3,064	6,346,522	4,037	7,685,737	3,143	5,254,382	3,181	4,974,113	151	218,027
Jongkong	-	-	-	-	-	-	-	-	-	-
Kayu Getah <i>Rubberwood</i>	-	-	20,302	23,473,307	23,364	25,347,935	40,670	45,107,063	81,127	112,233,314
Kedondong	770	687,313	5,066	5,024,173	1,927	2,231,662	5,554	2,977,096	8,283	4,257,475
Kembang Semangkuk	283	523,289	715	1,949,632	391	889,656	680	1,585,766	655	1,383,689
Mahogany	-	-	-	-	-	-	-	-	-	-
Medang	4,836	1,266,729	4,957	1,421,761	4,092	1,106,356	2,952	765,817	3,603	904,028
Melantai	385	234,196	656	1,061,935	1,445	2,775,227	1,638	2,869,119	1,806	2,361,751
Melunak	6,212	3,762,890	8,258	5,015,957	5,587	2,785,172	6,180	3,094,259	5,232	2,767,790
Mempisang	1,686	2,764,068	1,224	2,656,233	1,437	2,720,982	1,928	2,527,100	2,053	3,022,421
Meranti Bakau	-	-	-	-	-	-	-	-	-	-
Meranti Kuning	17,410	13,405,409	18,662	13,088,969	12,938	7,032,861	12,982	7,706,481	4,646	1,179,368
Meranti Merah	92,567	109,322,205	145,514	187,440,511	132,266	159,795,952	124,735	164,261,551	163,792	247,787,330
Meranti Merah Muda	956	2,665,674	1,396	4,010,951	1,591	4,088,445	2,594	7,104,340	1,607	2,055,096
Meranti Merah Tua	89,125	295,249,880	138,006	407,752,807	135,452	350,599,151	134,985	346,006,739	131,982	347,303,860
Meranti Putih	7,025	12,181,304	3,960	6,165,355	7,406	7,790,241	7,408	7,553,523	13,257	16,746,251
Mersawa	29,738	23,355,436	26,905	21,240,721	24,899	19,552,997	27,644	23,649,394	20,039	19,097,050
Nyatoh	321	712,703	1,726	4,217,327	1,362	2,917,697	1,069	2,193,204	1,924	3,397,550
Penarahan	516	1,081,740	360	699,951	548	940,423	585	821,368	442	851,148
Perupok	408	1,101,045	506	1,124,114	953	2,728,669	842	2,186,221	317	720,938
Pulai	2,067	1,865,929	1,775	1,693,506	1,760	1,807,562	1,019	1,039,594	1,285	1,528,050
Ramin	2,969	6,017,139	5,094	13,470,280	2,572	7,027,286	3,150	6,331,093	39	118,390
Sepetir	8,795	11,635,692	7,411	9,837,186	6,053	8,265,045	10,765	15,052,130	6,491	8,751,415

Kumpulan Kayu-Kayan <i>Timber Group</i>	2007		2008		2009		2010		2011	
	m ³	RM	m ³	RM	m ³	RM	m ³	RM	m ³	RM
Sesendok	6,391	6,470,377	5,954	6,363,716	2,258	2,780,203	2,735	2,545,009	2,421	2,785,435
Surian	1,169	2,265,575	1,927	5,340,641	1,473	3,031,384	1,310	2,851,918	1,309	4,122,721
Terentang	-	-	-	-	-	-	138	90,264	-	-
Lain-lain <i>Others</i>	73,687	223,138,255	1,003	1,490,507	2,120	3,734,729	2,700	4,440,678	63,075	127,610,736
Jumlah Kecil <i>Sub-Total</i>	514,443	810,641,026	617,555	852,833,089	539,199	720,235,002	585,406	773,278,754	746,656	1,048,117,844
Kayu Lembut <i>Softwood</i>										
Damar Minyak	35	77,832	75	226,572	66	114,165	17	50,742	224	338,615
Bukan Spesis Tempatan & Lain-Lain <i>Non-Local Species & Others</i>										
Bukan Spesis Tempatan <i>Non-Local Species</i>	1,390	1,080,432	501	820,635	4,689	24,089,604	9,955	27,339,228	969	1,649,357
Lain-lain <i>Others</i>	41	41,606	2,938	1,441,942	3,949	2,109,704	4,319	2,731,057	-	-
Jumlah Kecil <i>Sub-Total</i>	1,466	1,199,870	3,514	2,489,149	8,704	26,313,473	14,291	30,121,027	1,193	1,987,972
Jumlah Besar <i>Grand Total</i>	752,602	1,073,222,826	932,432	1,333,266,613	792,884	994,437,430	879,072	1,078,947,243	993,234	1,267,781,735

sambungan data bagi tahun 2012-2016 di muka surat seterusnya
data for 2012-2016 to be continued on the following page

8.3

EKSPORT KAYU GERGAJI MENGIKUT KUMPULAN KAYU-KAYAN, 2007-2016 (sambungan)
EXPORT OF SAWN TIMBER BY TIMBER GROUP, 2007-2016 (continuation)

Kumpulan Kayu-Kayan Timber Group	2012		2013		2014		2015		2016	
	m ³	RM	m ³	RM	m ³	RM	m ³	RM	m ³	RM
KKB / HHW										
Balau	11,602	17,548,327	10,575	16,118,477	8,215	17,229,473	7,541	19,798,033	6,306	16,919,288
Balau Merah	1,524	2,162,681	445	1,078,206	-	-	-	-	-	-
Belian	-	-	-	-	67	207,524	130	169,825	24	25,276
Bitis	1,573	766,008	2,295	2,091,380	1,515	1,806,773	2,748	3,926,696	3,015	4,453,548
Campuran KKB <i>Mixed HHW</i>	138	137,819	469	274,487	-	-	-	-	-	-
Chengal	1,233	2,115,913	1,067	1,825,463	955	3,035,820	1,639	6,974,022	2,636	11,201,810
Giam	5	9,697	42	36,284	-	-	75	156,367	75	118,452
Kekatang	8,789	4,973,873	5,061	4,964,797	4,444	5,371,470	7,864	9,848,089	12,234	17,301,033
KerANJI	2,383	1,347,059	1,345	1,337,344	1,434	1,820,844	1,890	2,463,821	2,644	3,173,456
Merbau	24,000	34,495,805	21,910	33,309,158	27,718	45,424,859	30,412	64,058,817	40,859	89,628,553
Mertas	-	-	-	-	19	51,306	15	26,355	-	-
Penaga	3,622	1,319,918	3,508	2,966,008	2,854	3,843,508	3,099	4,615,388	3,460	5,461,574
Resak	2,991	1,324,853	2,390	1,852,606	1,548	1,857,911	2,659	3,240,873	2,813	3,941,719
Semayur	-	-	-	-	31	32,711	-	-	-	-
Tembusu	-	-	-	-	27	32,286	27	38,781	-	-
Lain-lain HHW <i>Other HHW</i>	125	323,368	32	86,069	1,037	2,239,897	2,596	8,532,892	2,970	9,672,304
Jumlah Kecil Sub-Total	57,985	66,525,321	49,139	65,940,279	49,864	82,954,382	60,695	123,849,959	77,036	161,897,013
KKS / MHW										
Bekak	288	837,639	300	875,445	672	1,810,066	517	1,204,781	309	979,559
Campuran KKS <i>Mixed MHW</i>	5,346	7,287,963	7,591	9,121,043	-	-	-	-	-	-
Jati <i>Teakwood</i>	2,204	15,045,925	-	-	422	936,854	537	1,283,411	-	-
Kapur <i>Keladan</i>	15,164	16,621,110	12,483	14,260,328	14,744	19,753,310	14,356	23,389,074	15,392	28,015,902
Kasai	12,310	8,717,367	8,433	8,202,984	7,304	8,650,921	11,812	14,454,595	12,570	18,980,638

Kumpulan Kayu-Kayan Timber Group	2012		2013		2014		2015		2016	
	m ³	RM	m ³	RM	m ³	RM	m ³	RM	m ³	RM
Kayu Merah <i>Redwood</i>	1,204	831,247	3,218	3,049,431	-	-	-	-	-	-
Kelat	18,930	9,553,162	13,666	12,261,911	11,673	12,168,279	15,485	17,211,030	19,074	22,129,117
Keledang	1,492	924,823	558	558,862	1,503	1,577,398	2,384	3,006,057	1,089	1,490,295
Kempas	47,589	47,054,969	48,977	55,850,250	26,843	32,092,134	43,818	67,609,494	51,593	88,233,949
Keruing	85,074	114,653,070	72,964	112,698,776	49,516	75,545,792	63,908	103,992,875	68,082	112,874,471
Kulim	1,637	1,051,273	1,679	1,959,008	790	948,003	1,729	2,875,638	2,862	4,803,372
Mata Ulat	65	121,937	78	150,727	-	-	134	154,639	402	558,760
Mempening	-	-	-	-	9	14,211	-	-	-	-
Mengkulang	10,859	11,219,380	12,908	17,485,385	406	619,996	1,210	2,119,946	1,593	2,433,219
Merawan	13,268	5,180,557	10,311	8,583,417	-	-	-	-	-	-
Merbatu	-	-	-	-	219	568,758	166	258,801	149	221,363
Merpauh	5,225	7,345,248	3,406	5,150,353	-	-	-	-	-	-
Pauh Kijang	-	-	-	-	414	434,551	824	961,863	1,303	1,857,814
Pelajau	-	-	-	-	1,579	1,616,434	2,339	2,544,057	3,074	3,797,123
Perah	3,088	4,437,216	3,408	4,250,862	5,594	6,655,124	3,977	6,445,275	6,871	10,014,549
Punah	1,045	448,850	142	113,000	-	-	-	-	-	-
Rengas	1,614	1,251,878	3,218	3,679,882	4,190	4,569,162	1,148	1,532,764	1,866	2,219,485
Simpoh	6,202	4,147,083	3,401	3,114,234	2,267	2,472,858	4,905	6,169,686	7,004	10,235,153
Tualang	16,087	17,485,745	13,785	18,092,753	21,137	29,843,020	25,233	42,207,886	32,638	64,513,657
Tulang Daing	-	-	-	-	-	-	-	-	22	29,022
Lain-lain MHW <i>Other MHW</i>	4,513	2,451,929	3,303	3,000,732	41,247	49,650,962	47,538	72,687,791	65,078	108,555,122
Jumlah Kecil Sub-Total	253,204	276,668,371	223,829	282,459,383	190,529	249,927,833	242,020	370,109,663	290,971	481,942,570
KKR / LHW										
Akasia	1,013	1,191,259	606	680,598	125	158,571	117	230,381	17	20,581
Berangan	-	-	-	-	58	58,058	86	89,522	80	67,402
Bintangor	7,939	3,363,776	5,189	4,362,229	4,811	4,799,185	6,696	7,582,877	7,142	9,556,688

Kumpulan Kayu-Kayan Timber Group	2012		2013		2014		2015		2016	
	m ³	RM	m ³	RM	m ³	RM	m ³	RM	m ³	RM
Campuran Kayu Keras	180,672	98,912,333	163,267	117,862,770	-	-	-	-	-	-
Campuran KKR <i>Mixed LHW</i>	9,644	13,308,698	5,137	4,833,782	-	-	-	-	-	-
Dedali	-	-	-	-	-	-	-	-	36	53,610
Durian Hutan	15,763	14,289,354	10,037	12,068,995	11,066	15,368,535	16,748	25,361,631	22,375	32,212,681
Geronggang Hutan	163	422,198	250	503,776	-	-	-	-	-	-
Gerutu	7,713	8,774,336	4,572	7,646,914	5,492	10,235,265	6,206	11,063,544	4,478	9,397,320
Jelutong	4,900	7,374,409	3,544	5,787,078	127	122,166	213	328,561	180	358,703
Jongkong	-	-	-	-	1,188	2,120,112	252	1,148,818	307	1,229,767
Kayu Getah <i>Rubberwood</i>	48,497	64,870,078	72,669	94,941,228	81,332	104,863,194	131,839	168,338,016	111,376	174,252,902
Kedondong	10,227	6,241,932	7,001	6,260,387	6,196	6,376,182	7,540	9,008,527	8,008	10,572,993
Kembang Semangkuk	839	1,734,522	900	1,710,781	1,542	2,947,986	487	906,764	2,257	3,858,674
Mahogany	-	-	-	-	52	105,388	130	184,741	43	74,673
Medang	4,362	1,531,373	3,160	2,673,096	2,165	2,238,747	3,583	5,113,550	5,030	8,991,640
Melantai	2,018	2,653,398	3,118	4,630,019	6,845	13,814,625	5,546	11,851,299	6,480	13,484,367
Melunak	4,531	3,271,475	4,424	5,285,668	2,623	4,296,900	3,903	6,784,686	4,834	8,900,050
Mempisang	1,795	2,881,069	917	2,663,346	1,225	3,529,075	573	1,901,643	234	514,019
Meranti Bakau	-	-	-	-	5	17,212	558	888,407	127	492,101
Meranti Kuning	19,841	19,290,766	13,822	14,964,923	12,929	16,977,947	4,888	5,778,412	5,206	7,168,220
Meranti Merah	166,304	279,952,713	207,200	379,566,210	127,956	326,819,530	113,291	325,432,915	104,803	307,590,983
Meranti Merah Muda	2,463	6,814,296	3,016	7,050,418	1,507	2,412,385	3,971	6,749,960	3,070	5,113,116
Meranti Merah Tua	99,649	261,690,562	105,823	267,760,373	-	-	-	-	-	-
Meranti Putih	2,842	3,248,236	2,706	3,847,997	-	-	23,473	37,328,276	31,080	49,604,033
Mersawa	27,139	30,754,385	27,390	32,809,261	-	-	-	-	-	-
Nyatoh	925	1,872,867	1,392	2,780,727	-	-	-	-	-	-
Penarahan	464	781,590	367	580,302	221	366,984	106	240,635	25	30,550
Perupok	459	933,694	344	748,654	447	1,294,299	460	1,374,125	393	1,282,694

Kumpulan Kayu-Kayan Timber Group	2012		2013		2014		2015		2016	
	m ³	RM	m ³	RM	m ³	RM	m ³	RM	m ³	RM
Pulai	1,132	1,508,392	310	399,985	-	-	-	-	-	-
Ramin	1,702	3,710,443	1,902	3,855,315	68	195,588	5	28,927	8	23,675
Sepetir	6,540	8,884,979	8,590	11,638,154	-	-	-	-	-	-
Sesendok	1,827	2,052,036	751	877,155	1,551	1,868,344	491	626,805	1,006	1,394,524
Surian	1,268	3,234,712	1,118	2,708,522	712	1,786,217	1,916	4,213,051	1,621	4,282,356
Terentang	-	-	-	-	-	-	-	-	-	-
Lain-lain LHW <i>Other LHW</i>	5,661	7,276,809	6,608	6,561,642	16,271	20,733,213	6,012	8,963,621	4,181	9,839,830
Jumlah Kecil Sub-Total	638,292	862,826,690	666,130	1,008,060,305	286,514	543,505,708	339,090	641,519,694	324,397	660,368,152
Kayu Lembut Softwood										
Damar Minyak	77	177,191	189	401,660	17,638	14,896,602	6,817	5,741,345	3,746	3,115,260
Bukan Spesies Tempatan & Lain-Lain Non-Local Species & Others										
Bukan Spesies Tempatan <i>Non-Local Species</i>	11,666	14,922,153	10,877	28,984,933	481,923	706,153,970	14,284	25,071,377	16,405	32,970,230
Lain-lain <i>Others</i>	1,578	1,598,111	1,600	1,818,023	-	-	590,792	927,411,574	542,365	928,435,499
Jumlah Kecil Sub-Total	13,321	16,697,455	12,666	31,204,616	499,561	721,050,572	611,893	958,224,296	562,516	964,520,989
Jumlah Besar Grand Total	962,802	1,222,717,837	951,764	1,387,664,583	1,026,468	1,597,438,495	1,253,698	2,093,703,612	1,254,920	2,268,728,724

Sumber / Source: LPMK / MTIB

Nota / Note:

Nota / dari tahun 2007-2008 kayu gergaji tidak termasuk kayu berketam / *from the year 2006-2008 sawn timber does not include dressed timber*

Nota / dari tahun 2009-2016 kayu gergaji termasuk kayu berketam dan landasan / *from the year 2009-2016 sawn timber include dressed timber and sleepers*

8.4

EKSPORT PRODUK KAYU-KAYAN UTAMA MENGIKUT RANTAU UTAMA, 2016
EXPORT OF MAJOR TIMBER PRODUCTS BY MAJOR REGIONS, 2016

Rantau Region		Kayu Gergaji* Sawn Timber	Papan Lapis Plywood	Venir Veneer	Kayu Kumai Mouldings	Papan Serpai Papan Serpih Chipboard Particleboard	Papan Gentian Fibreboard	Jumlah Total
ASEAN	m ³	449,602	37,718	1,194	19,504	61,811	131,194	701,023
	RM '000	599,546	59,346	2,302	49,780	58,197	125,460	894,632
Asia Selatan dan Timur <i>South and East Asia</i>	m ³	446,431	25,317	11,904	43,741	419,277	181,702	1,128,372
	RM '000	813,347	38,939	13,171	122,621	279,840	168,495	1,436,414
Asia Barat <i>West Asia</i>	m ³	158,104	21,568	-	154	9,452	460,024	649,302
	RM '000	310,189	33,500	-	667	8,500	432,402	785,257
Kesatuan Eropah <i>European Union</i>	m ³	121,135	124,830	888	81,489	-	4,480	332,822
	RM '000	347,389	221,585	3,667	311,173	-	9,913	893,728
Eropah (Lain-lain) <i>Europe (Others)</i>	m ³	374	1,359	-	621	-	492	2,846
	RM '000	807	2,052	-	1,570	-	1,247	5,676
Afrika <i>Africa</i>	m ³	49,048	7,579	62	5,466	350	26,557	89,062
	RM '000	94,708	16,151	136	17,510	449	28,150	157,104
Amerika <i>America</i>	m ³	15,704	42,850	697	23,233	782	27,199	110,465
	RM '000	55,537	55,709	1,835	102,780	1,191	55,430	272,482
Oceania / Pasifik <i>Oceania / Pacific</i>	m ³	14,522	28,131	312	35,462	710	32,509	111,646
	RM '000	47,206	73,586	2,594	122,671	1,121	57,436	304,614
Jumlah** Total	m ³	1,254,920	289,352	15,057	209,670	492,382	864,157	3,125,538
	RM '000	2,268,729	500,868	23,705	728,772	349,299	878,533	4,749,906

Sumber / Source: LPKM / MTIB

Nota / Note:* : termasuk kayu berketam dan landasan / *includes dressed timber and sleepers*** : tidak termasuk produk pertukangan dan tanggaman / *excluding carpentry and joinery products*

8.5

EKSPORT PRODUK KAYU-KAYAN UTAMA MENGIKUT RANTAU UTAMA, 2007-2016
EXPORT OF MAJOR TIMBER PRODUCTS BY MAJOR REGIONS, 2007-2016

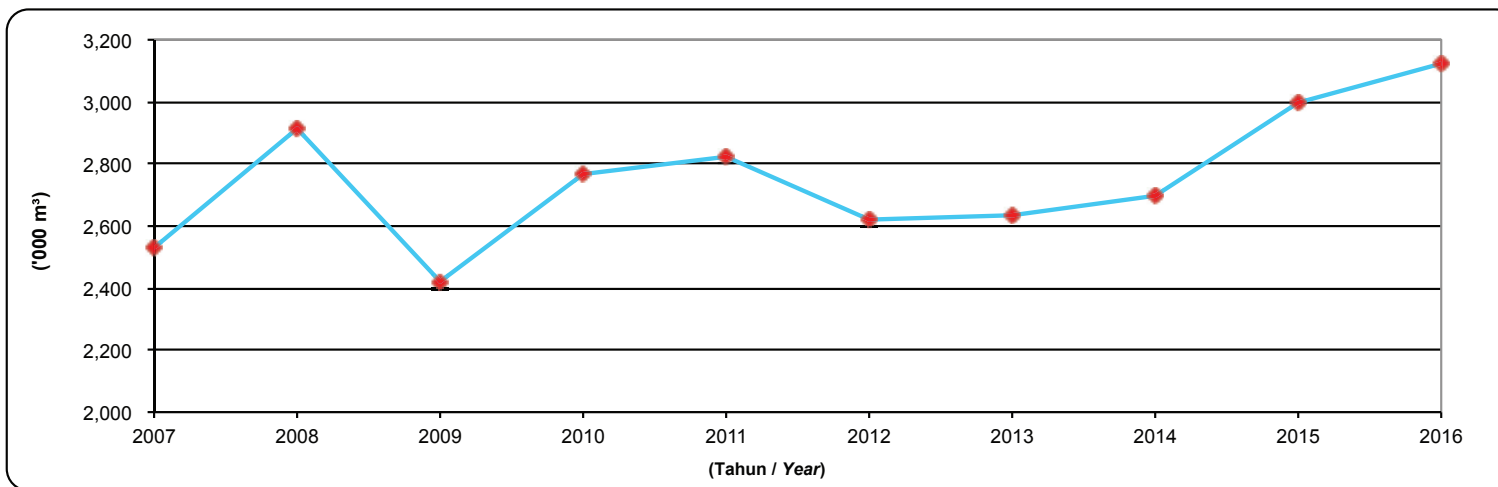
Rantau Region		2007	2008	2009	2010	2011	2012	2013	2014	2015	2016
ASEAN	m ³	732,948	906,669	737,393	782,053	832,177	815,250	765,555	643,803	699,757	701,023
	RM '000	501,741	624,760	472,145	506,754	558,896	586,765	643,248	621,039	811,728	894,632
Asia Selatan dan Timur <i>South and East Asia</i>	m ³	735,424	757,174	621,165	733,348	772,794	674,554	719,521	781,276	983,832	1,128,372
	RM '000	721,717	771,238	661,408	722,061	818,829	656,088	665,201	811,128	1,213,163	1,436,414
Asia Barat <i>West Asia</i>	m ³	476,158	520,292	536,387	671,756	593,045	605,322	617,517	631,212	685,797	649,302
	RM '000	524,085	629,877	589,718	677,667	607,347	652,832	617,961	727,185	845,602	785,257
Kesatuan Eropah <i>European Union</i>	m ³	386,789	508,630	351,692	389,400	384,275	319,440	317,573	377,441	335,141	332,822
	RM '000	1,066,941	1,241,174	739,399	852,933	883,583	749,847	728,327	885,816	903,618	893,728
Eropah (Lain-lain) <i>Europe (Others)</i>	m ³	4,045	7,224	3,028	2,047	4,425	1,573	2,517	1,820	1,866	2,846
	RM '000	9,986	14,264	6,568	4,587	8,140	4,358	5,232	4,657	5,809	5,676
Afrika <i>Africa</i>	m ³	71,886	73,512	57,315	55,297	79,464	72,218	84,466	94,793	109,174	89,062
	RM '000	96,295	97,503	71,614	70,422	112,498	116,789	137,395	145,091	183,069	157,104
Amerika <i>America</i>	m ³	65,243	63,810	48,690	56,326	64,500	55,056	53,241	67,438	83,773	110,465
	RM '000	160,264	153,551	109,349	124,106	140,101	139,976	134,292	161,940	207,711	272,482
Oceania / Pasifik <i>Oceania / Pacific</i>	m ³	60,242	76,905	65,259	78,678	89,221	79,826	74,715	98,194	98,369	111,646
	RM '000	145,032	187,680	159,051	183,037	206,277	205,866	189,726	242,372	259,867	304,614
Jumlah* <i>Total</i>	m ³	2,532,735	2,914,216	2,420,929	2,768,905	2,819,901	2,623,239	2,635,105	2,695,977	2,997,709	3,125,538
	RM '000	3,226,061	3,720,047	2,809,252	3,141,567	3,335,671	3,112,521	3,121,382	3,599,228	4,430,567	4,749,906

Sumber / Source: LPKM / MTIB

Nota / Note:* : tidak termasuk produk pertukangan dan tanggaman / *excluding carpentry and joinery products*

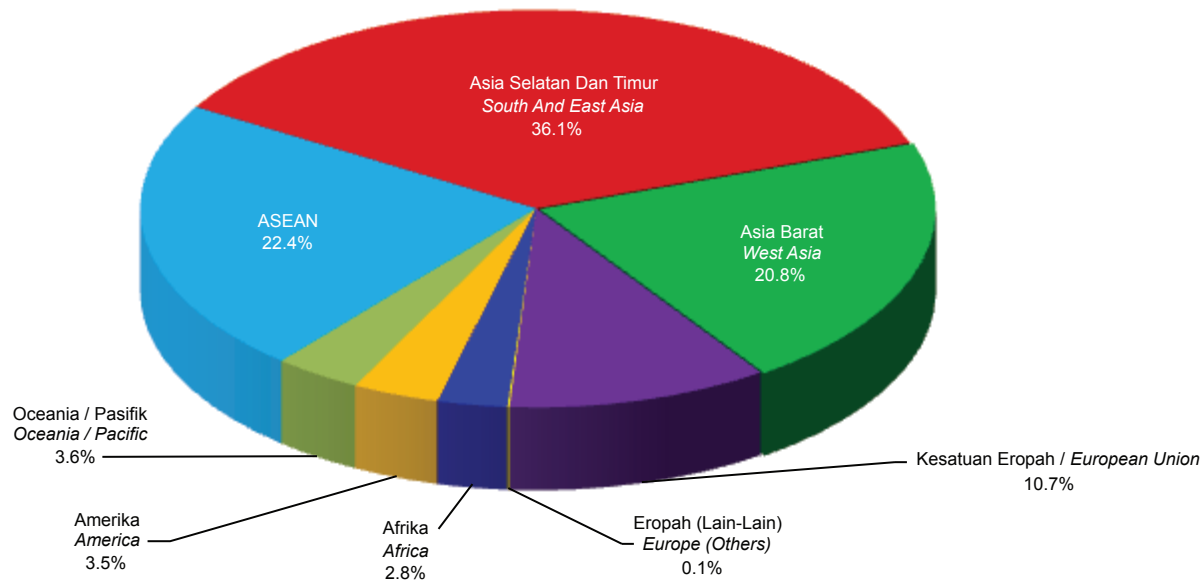
CARTA 25: EKSPORT PRODUK KAYU-KAYAN UTAMA, 2007-2016

CHART 25: EXPORT OF MAJOR TIMBER PRODUCTS, 2007-2016



CARTA 26: EKSPORT PRODUK KAYU-KAYAN UTAMA MENGIKUT RANTAU UTAMA, 2016

CHART 26: EXPORT OF MAJOR TIMBER PRODUCTS BY MAJOR REGIONS, 2016



8.6

EKSPORT PRODUK KAYU-KAYAN UTAMA MENGIKUT NEGARA, 2016
EXPORT OF MAJOR TIMBER PRODUCTS BY COUNTRY, 2016

Negara Country	Kayu Gergaji Sawn Timber		Papan Lapis Plywood		Venir Veneer		Kayu Kumai Mouldings		Papan Serpai / Papan Serpih Chipboard / Particleboard		Papan Gentian Fibreboard	
	m ³	RM	m ³	RM	m ³	RM	m ³	RM	m ³	RM	m ³	RM
ASEAN												
Brunei	-	-	-	-	-	-	10	56,838	35	43,552	-	-
Cambodia	-	-	13	45,230	-	-	32	206,045	-	-	-	-
Indonesia	1,028	2,515,248	365	1,652,255	49	114,708	258	420,600	12,702	8,934,845	26,803	29,058,014
Myanmar	-	-	169	345,716	20	27,400	-	-	4,309	4,770,296	730	953,985
Philippines	42,343	68,623,112	1,014	1,331,424	33	15,901	165	440,609	26,321	23,576,238	11,493	11,839,327
Singapore	97,174	121,263,152	22,610	36,422,333	294	793,478	15,902	42,215,986	8,011	8,222,639	2,517	2,840,789
Thailand	294,296	381,709,796	13,290	18,945,615	-	-	1,606	2,585,077	4,640	5,526,896	69	130,232
Vietnam	14,761	25,434,572	257	603,925	798	1,350,645	1,531	3,854,968	5,793	7,122,781	89,582	80,637,560
Jumlah Kecil Sub-total	449,602	599,545,880	37,718	59,346,498	1,194	2,302,132	19,504	49,780,123	61,811	58,197,247	131,194	125,459,907
ASIA SELATAN DAN TIMUR / SOUTH AND EAST ASIA												
Afghanistan	-	-	-	-	-	-	-	-	-	-	2,319	2,070,888
Bangladesh	2,742	3,718,924	1,427	1,218,658	686	1,121,081	125	488,178	2,626	1,539,856	18,330	15,169,655
China	166,696	267,703,960	2,858	4,388,298	6,944	4,589,560	5,958	11,058,345	215,458	135,921,635	2,550	2,861,100
Dem. People's Rep. of Korea	-	-	-	-	-	-	-	-	512	295,004	-	-
Hong Kong	1,117	2,144,180	7,087	12,480,255	-	-	2,329	3,122,308	838	627,317	27	19,358
India	91,735	173,268,213	337	572,404	3,461	5,793,333	3,995	9,576,706	90,435	54,207,171	46,000	40,650,021
Japan	31,821	83,016,645	1,494	2,035,602	58	221,873	16,234	56,984,448	13,280	18,635,577	4,888	10,956,594
Maldives	23,933	43,907,733	1,522	2,734,171	-	-	1,566	6,397,427	11	15,143	3	7,447
Mongolia	27	84,873	-	-	-	-	-	-	-	-	-	-
Nepal	380	644,057	-	-	-	-	-	-	-	-	42	37,127
Pakistan	17,464	34,780,453	343	534,651	-	-	-	-	2,007	2,490,346	78,971	67,729,031
Republic of Korea	8,730	16,090,364	2,023	3,405,407	447	601,354	12,701	33,010,541	85,800	55,388,058	1,638	1,500,748

Negara Country	Kayu Gergaji Sawn Timber		Papan Lapis Plywood		Venir Veneer		Kayu Kumai Mouldings		Papan Serpai / Papan Serpih Chipboard / Particleboard		Papan Gentian Fibreboard	
	m ³	RM	m ³	RM	m ³	RM	m ³	RM	m ³	RM	m ³	RM
Sri Lanka	95,648	178,648,112	3	21,296	25	87,778	99	345,545	7,597	10,127,888	21,381	22,175,129
Taiwan	6,138	9,339,546	8,223	11,547,981	283	756,375	734	1,637,928	713	592,141	5,553	5,318,334
Jumlah Kecil Sub-total	446,431	813,347,060	25,317	38,938,723	11,904	13,171,354	43,741	122,621,426	419,277	279,840,136	181,702	168,495,432
ASIA BARAT / WEST ASIA												
Bahrain	9,279	19,733,586	3,073	4,383,787	-	-	31	91,007	90	66,931	8,405	7,701,721
Iran	65	148,650	600	821,433	-	-	-	-	-	-	35,983	28,615,345
Iraq	19,872	39,561,873	84	257,030	-	-	-	-	-	-	442	679,830
Jordan	204	487,389	-	-	-	-	-	-	-	-	6,505	7,396,848
Kuwait	6,138	12,496,123	4,419	8,220,709	-	-	-	-	-	-	50,685	46,634,939
Lebanon	38	93,509	-	-	-	-	-	-	-	-	8,122	9,138,176
Oman	23,379	40,290,698	868	1,458,634	-	-	28	146,423	2,080	1,997,725	19,517	17,718,094
Qatar	13,446	26,250,016	305	590,159	-	-	-	-	-	-	18,166	17,229,229
Saudi Arabia	18,061	43,113,239	3,796	6,246,885	-	-	-	-	-	-	102,836	96,837,134
Syria	-	-	-	-	-	-	-	-	-	-	24,711	23,338,253
UAE	63,027	120,018,116	8,375	11,481,008	-	-	95	429,563	7,282	6,435,166	166,415	161,470,195
Yemen	4,595	7,995,352	48	39,945	-	-	-	-	-	-	18,237	15,642,353
Jumlah Kecil Sub-total	158,104	310,188,551	21,568	33,499,590	-	-	154	666,993	9,452	8,499,822	460,024	432,402,117
KESATUAN EROPAH / EUROPEAN UNION												
Austria	35	82,992	-	-	-	-	-	-	-	-	-	-
Belgium	11,860	37,507,980	5,058	8,979,117	-	-	7,211	28,352,286	-	-	-	-
Czech Republic	47	184,184	-	-	-	-	69	251,658	-	-	-	-
Croatia	-	-	-	-	-	-	-	-	-	-	-	-
Cyprus	135	313,122	-	-	-	-	103	213,621	-	-	-	-

Negara Country	Kayu Gergaji Sawn Timber		Papan Lapis Plywood		Venir Veneer		Kayu Kumai Mouldings		Papan Serpai / Papan Serpih Chipboard / Particleboard		Papan Gentian Fibreboard	
	m ³	RM	m ³	RM	m ³	RM	m ³	RM	m ³	RM	m ³	RM
Denmark	377	1,365,684	3,172	6,124,198	-	-	232	1,079,471	-	-	-	-
Estonia							28	106,710	-	-	-	-
Finland	-	-	127	628,940	-	-	62	247,272	-	-	-	-
France	12,554	28,195,328	2,320	4,134,930	-	-	8,240	27,151,704	-	-	18	62,348
Germany	15,795	40,481,105	129	227,871	-	-	13,728	48,430,164	-	-	-	-
Greece	1,666	4,186,314	-	-	-	-	282	951,923	-	-	-	-
Ireland	101	270,658	4,646	9,029,235	-	-	161	585,047	-	-	-	-
Italy	5,744	13,322,198	508	2,024,651	888	3,667,173	72	182,252	-	-	-	-
Latvia	-	-	-	-	-	-	45	236,019	-	-	-	-
Lithuania	34	142,227	-	-	-	-	-	-	-	-	-	-
Luxembourg	-	-	-	-	-	-	-	-	-	-	-	-
Malta	-	-	335	659,885	-	-	-	-	-	-	-	-
Netherlands	48,751	158,260,922	11,387	22,087,968	-	-	41,723	158,747,873	-	-	-	-
Poland	3,339	8,431,245	-	-	-	-	2,205	6,816,726	-	-	-	-
Romania	-	-	-	-	-	-	41	161,088	-	-	-	-
Slovenia	-	-	-	-	-	-	-	-	-	-	-	-
Spain	-	-	131	303,526	-	-	387	1,538,616	-	-	-	-
Sweden	-	-	43	82,355	-	-	-	-	-	-	-	-
United Kingdom	20,697	54,645,243	96,974	167,302,782	-	-	6,900	36,120,253	-	-	4,462	9,850,695
Jumlah Kecil Sub-total	121,135	347,389,202	124,830	221,585,458	888	3,667,173	81,489	311,172,683	-	-	4,480	9,913,043
EROPAH (LAIN-LAIN) / EUROPE (OTHERS)												
Albania	35	86,366	-	-	-	-	-	-	-	-	-	-
Georgia	71	125,882	1,121	1,453,315	-	-	-	-	-	-	-	-

Negara Country	Kayu Gergaji Sawn Timber		Papan Lapis Plywood		Venir Veneer		Kayu Kumai Mouldings		Papan Serpai / Papan Serpih Chipboard / Particleboard		Papan Gentian Fibreboard	
	m ³	RM	m ³	RM	m ³	RM	m ³	RM	m ³	RM	m ³	RM
Norway	17	95,429	-	-	-	-	1	12,578	-	-	-	-
Russia	-	-	-	-	-	-	-	-	-	-	-	-
Switzerland	-	-	-	-	-	-	9	54,841	-	-	-	-
Turkey	251	499,212	238	598,738	-	-	611	1,502,351	-	-	492	1,247,257
Ukraine	-	-	-	-	-	-	-	-	-	-	-	-
Jumlah Kecil Sub-total	374	806,889	1,359	2,052,053	0	0	621	1,569,770	-	-	492	1,247,257
AFRIKA / AFRICA												
Algeria	-	-	2,741	5,365,717	-	-	-	-	-	-	166	126,619
Djibouti	-	-	209	418,460	-	-	-	-	-	-	41	67,018
Egypt	136	283,699	-	-	-	-	-	-	-	-	5,992	4,769,122
Ethiopia	-	-	-	-	-	-	-	-	-	-	-	-
Gabon	-	-	-	-	-	-	-	-	-	-	-	-
Ghana	-	-	-	-	-	-	-	-	-	-	-	-
Guinea	-	-	-	-	-	-	-	-	-	-	-	-
Kenya	30	19,996	64	108,359	-	-	-	-	42	50,774	2,648	2,491,822
Libya	-	-	-	-	-	-	17	140,799	-	-	3,072	2,981,073
Mauritius	2,725	7,365,794	377	754,162	-	-	2,010	5,984,905	308	398,128	2,104	2,610,312
Mayotte	29	71,629	-	-	-	-	-	-	-	-	-	-
Mozambique	-	-	-	-	-	-	24	44,403	-	-	-	-
Namibia	-	-	-	-	-	-	-	-	-	-	-	-
Nigeria	-	-	-	-	-	-	-	-	-	-	-	-
Reunion Islands	810	1,500,539	22	73,759	-	-	46	71,172	-	-	-	-
Seychelles	866	2,847,708	90	216,898	-	-	76	333,285	-	-	-	-

Negara Country	Kayu Gergaji Sawn Timber		Papan Lapis Plywood		Venir Veneer		Kayu Kumai Mouldings		Papan Serpai / Papan Serpih Chipboard / Particleboard		Papan Gentian Fibreboard	
	m ³	RM	m ³	RM	m ³	RM	m ³	RM	m ³	RM	m ³	RM
Sierra Leone	-	-	-	-	-	-	-	-	-	-	-	-
Somalia	-	-	-	-	-	-	-	-	-	-	84	139,316
South Africa	43,386	81,273,825	4,044	9,139,047	62	135,618	3,272	10,884,871	-	-	2,733	4,241,958
Sudan	1,066	1,345,093	-	-	-	-	-	-	-	-	9,439	10,481,991
Tanzania	-	-	-	-	-	-	21	50,737	-	-	278	240,624
Uganda	-	-	32	74,620	-	-	-	-	-	-	-	-
Jumlah Kecil Sub-total	49,048	94,708,283	7,579	16,151,022	62	135,618	5,466	17,510,172	350	448,902	26,557	28,149,855
AMERIKA / AMERICA												
Barbados	-	-	40	146,454	-	-	19	121,978	-	-	-	-
Brazil	-	-	-	-	-	-	-	-	-	-	-	-
Canada	771	3,024,523	2,136	517,790	109	282,619	423	2,273,077	187	185,143	1,631	3,129,305
Chile	38	39,633	-	-	-	-	-	-	-	-	-	-
Curacao	160	744,346	-	-	-	-	-	-	-	-	-	-
Colombia	-	-	-	-	-	-	-	-	-	-	-	-
Dominican Republic	-	-	-	-	-	-	-	-	-	-	-	-
Haiti	-	-	45	134,586	-	-	-	-	-	-	-	-
Jamaica	-	-	-	-	-	-	59	320,591	-	-	-	-
Mexico	31	99,347	232	531,963	35	88,956	-	-	-	-	2,492	5,177,708
Panama	-	-	-	-	-	-	-	-	-	-	-	-
Puerto Rico	-	-	-	-	-	-	-	-	-	-	-	-
Saint Lucia	-	-	-	-	-	-	-	-	-	-	-	-
Trinidad & Tobago	-	-	43	142,301	-	-	-	-	-	-	-	-
USA	14,704	51,628,760	40,354	54,235,708	553	1,463,573	22,732	100,063,961	595	1,006,206	23,076	47,123,007

Negara Country	Kayu Gergaji Sawn Timber		Papan Lapis Plywood		Venir Veneer		Kayu Kumai Mouldings		Papan Serpai / Papan Serpih Chipboard / Particleboard		Papan Gentian Fibreboard	
	m ³	RM	m ³	RM	m ³	RM	m ³	RM	m ³	RM	m ³	RM
Jumlah Kecil Sub-total	15,704	55,536,609	42,850	55,708,802	697	1,835,148	23,233	102,779,607	782	1,191,349	27,199	55,430,020
OCEANIA / PASIFIK / OCEANIA / PACIFIC												
American Samoa	-	-	21	65,388	-	-	-	-	-	-	-	-
Australia	11,872	41,187,914	27,066	70,731,207	312	2,593,925	35,197	121,749,261	700	1,052,059	30,077	52,903,089
Fiji	-	-	86	196,712	-	-	-	-	-	-	104	137,396
French Polynesia	73	269,006	42	142,736	-	-	-	-	-	-	-	-
Kiribati	-	-	13	52,550	-	-	-	-	-	-	-	-
Guam	37	113,847	-	-	-	-	57	153,309	-	-	-	-
Micronesia	-	-	-	-	-	-	-	-	-	-	-	-
New Caledonia	34	97,294	21	56,670	-	-	7	23,297	-	-	-	-
New Zealand	2,506	5,538,189	653	1,731,603	-	-	180	691,363	-	-	2,328	4,395,063
Northern Mariana Islands	-	-	29	84,000	-	-	21	53,703	-	-	-	-
Papua New Guinea	-	-	30	37,012	-	-	-	-	10	69,220	-	-
Solomon Islands	-	-	64	168,208	-	-	-	-	-	-	-	-
Western Samoa	-	-	-	-	-	-	-	-	-	-	-	-
Tonga	-	-	63	187,346	-	-	-	-	-	-	-	-
Vanuatu	-	-	43	132,514	-	-	-	-	-	-	-	-
Jumlah Kecil Sub-total	14,522	47,206,250	28,131	73,585,946	312	2,593,925	35,462	122,670,933	710	1,121,279	32,509	57,435,548
Jumlah Besar Grand Total	1,254,920	2,268,728,724	289,352	500,868,092	15,057	23,705,350	209,670	728,771,707	492,382	349,298,735	864,157	878,533,179

8.7

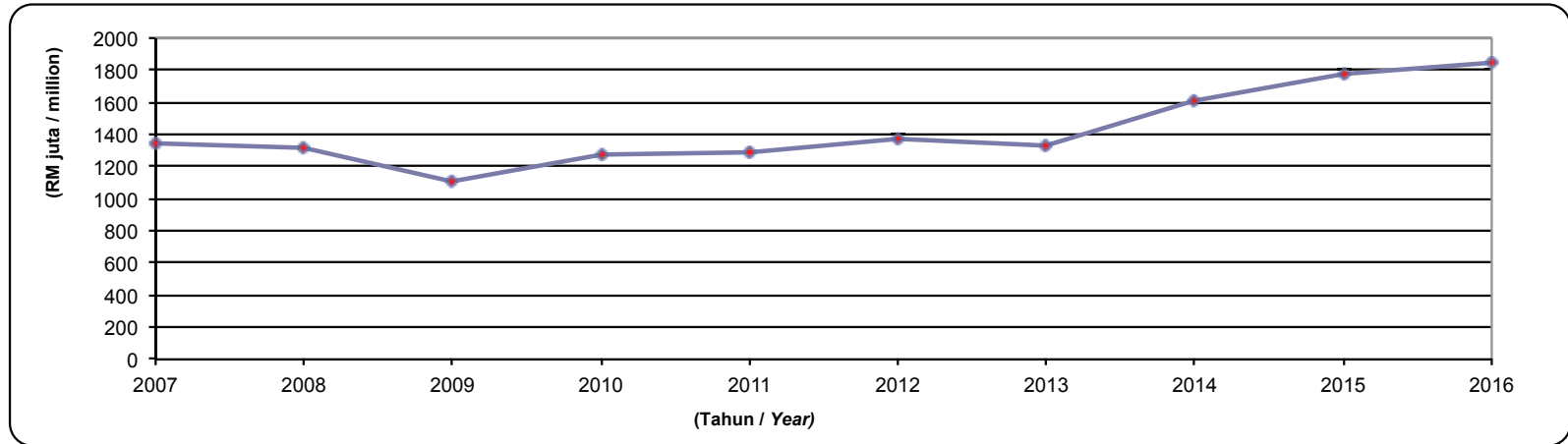
IMPORT PRODUK KAYU-KAYAN UTAMA, 2007-2016
IMPORT OF MAJOR TIMBER PRODUCTS, 2007-2016

Produk Product		2007	2008	2009	2010	2011	2012	2013	2014	2015	2016
Kayu Gergaji <i>Sawn Timber</i>	m ³	546,637	394,514	311,680	294,016	268,194	294,618	250,264	226,343	244,120	227,784
	RM '000	636,196	562,797	347,608	388,738	413,942	426,280	405,119	410,902	429,178	431,103
Papan Lapis <i>Plywood</i>	m ³	63,101	58,313	58,795	146,012	232,871	327,017	269,739	411,655	487,992	1,002,881
	RM '000	81,780	84,593	77,459	148,257	227,282	230,706	281,179	468,976	575,755	597,095
Venir <i>Veneer</i>	m ³	47,029	37,359	72,293	127,815	88,683	131,465	105,421	113,798	123,016	103,478
	RM '000	144,286	125,883	121,850	178,456	138,148	139,191	134,770	160,342	191,887	210,974
Kayu Kumai <i>Mouldings</i>	m ³	88,506	81,171	51,038	61,609	58,606	49,594	49,091	77,143	45,787	46,118
	RM '000	173,631	137,696	90,676	121,494	119,604	115,142	100,484	110,724	118,302	119,419
Kayu Balak <i>Logs</i>	m ³	70,704	78,868	34,426	23,816	20,801	34,904	23,743	27,197	20,719	14,392
	RM '000	63,396	102,587	39,194	39,390	31,061	40,486	35,940	51,022	27,643	23,132
Jumlah Kecil <i>Sub-total</i>	m ³	815,977	650,225	528,232	653,268	669,155	837,598	698,258	856,136	921,634	1,394,653
	RM '000	1,099,289	1,013,556	676,787	876,335	930,037	951,805	957,492	1,201,966	1,342,765	1,381,725
Papan Serpai / Papan Serpih <i>Chipboard / Particleboard</i>	RM '000	143,484	192,731	337,550	277,488	244,205	255,186	209,278	239,325	248,191	294,093
Papan Gentian <i>Fibreboard</i>	RM '000	73,994	89,698	67,587	73,384	78,023	113,162	121,884	127,608	129,073	112,903
Pertukangan dan Tanggaman <i>Carpentry and Joinery</i>	RM '000	24,341	22,870	23,064	54,822	42,796	49,956	45,586	40,697	54,981	62,280
Jumlah Besar <i>Grand Total</i>	RM '000	1,341,108	1,318,855	1,104,988	1,282,029	1,295,061	1,370,109	1,334,240	1,609,596	1,775,010	1,851,001

Sumber / Source:
 2007-2011 JP / DOS
 2012-2016 LPKM / MTIB

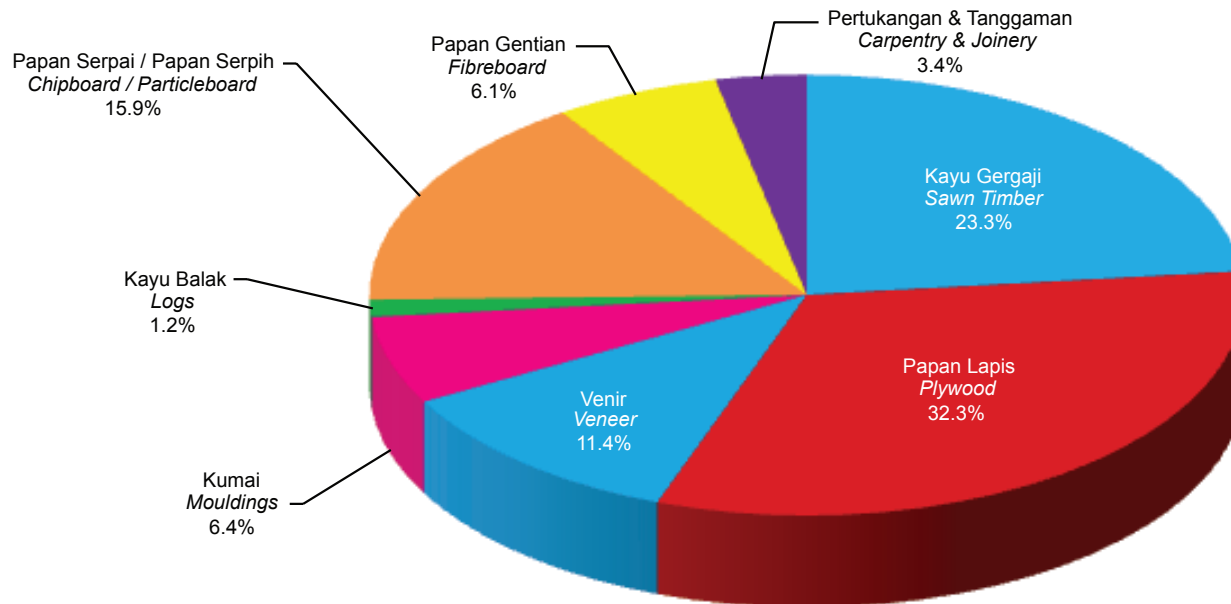
CARTA 27: IMPORT PRODUK KAYU-KAYAN UTAMA, 2007-2016

CHART 27: IMPORT OF MAJOR TIMBER PRODUCTS, 2007-2016



CARTA 28: NILAI IMPORT PRODUK KAYU KAYAN UTAMA, 2016

CHART 28: IMPORT VALUE OF MAJOR TIMBER PRODUCTS, 2016



8.8

IMPORT PRODUK KAYU-KAYAN UTAMA MENGIKUT NEGARA, 2016
IMPORT OF MAJOR TIMBER PRODUCTS BY COUNTRY, 2016

Negara Country	Kayu Gergaji Sawn Timber		Papan Lapis Plywood		Venir Veneer		Kayu Kumai Mouldings		Kayu Balak Logs		Papan Serpai / Papan Serpih Chipboard / Particleboard		Papan Gentian Fibreboard		Pertukangan dan Tanggaman Carpentry and Joinery		
	m ³	RM	m ³	RM	m ³	RM	m ³	RM	m ³	RM	m ³	RM	m ³	RM	kg	RM	
ASEAN																	
Combia	-	-	-	-	-	-	-	-	-	-	-	-	-	-	-	2,369	5,566
Indonesia	4,488	7,854,114	248,683	307,611,510	361	592,821	13,761	40,555,190	5,961	1,115,140	498	478,460	15,686	17,593,407	2,101,254	7,792,164	
Myanmar	5,550	29,992,076	50	58,657	18	37,704	1,203	4,108,987	391	3,124,532	-	-	-	-	-	-	
Philippines	4,441	9,533,028	-	-	-	-	-	-	-	-	-	-	-	-	-	-	
Singapore	888	387,174	572	1,142,106	1,284	1,987,334	335	368,739	226	142,014	529	767,943	686	494,224	226,775	2,437,172	
Thailand	14,651	16,022,380	3,856	3,879,711	37	110,844	5,161	8,560,575	-	-	462,779	260,075,775	41,752	33,546,839	3,169,474	12,135,362	
Vietnam	1,073	1,383,402	116,673	131,200,381	3,854	3,670,926	3,970	7,122,537	-	-	-	-	579	2,711,351	1,311,032	8,653,064	
Jumlah Kecil Sub-Total	31,091	65,172,174	369,834	443,892,365	5,554	6,399,629	24,430	60,716,028	6,578	4,381,686	463,806	261,322,178	58,703	54,345,821	6,810,904	31,023,328	
ASIA SELATAN DAN TIMUR / SOUTH AND EAST ASIA																	
Bangladesh	-	-	-	-	-	-	-	-	-	-	4,906	3,900,764	-	-	-	-	
China	1,553	4,624,366	628,039	144,859,165	48,020	103,184,269	16,939	48,164,220	-	-	9,924	14,484,508	24,899	28,976,621	3,120,775	23,041,025	
Hong Kong	319	414,352	104	178,144	301	1,079,144	14	43,950	75	317,761	139	274,109	747	650,661	9,665	155,182	
India	163	746,487	-	-	4,615	3,794,554	7	30,139	10	21,947	5	5,011	814	578,522	5,498	52,757	
Japan	32	63,763	41	43,462	-	-	7	5,581	386	1,953,033	41	62,873	6	22,477	5,831	133,603	
Maldives	21	22,027	-	-	-	-	-	-	-	-	-	-	-	-	-	-	
Pakistan	99	258,734	-	-	-	-	-	-	-	-	-	-	-	-	-	-	
Republic of Korea	905	1,146,224	1,338	1,597,046	15	23,672	56	112,636	-	-	-	-	5,677	6,527,520	3,577	24,529	
Sri Lanka	-	-	-	-	-	-	-	-	-	-	-	-	64	69,267	-	-	
Taiwan	20	151,846	262	481,398	770	2,709,175	38	95,919	376	2,718,319	592	1,275,612	522	322,243	18,012	582,538	
Jumlah Kecil Sub-Total	3,112	7,427,799	629,784	147,159,215	53,721	110,790,814	17,061	48,452,445	847	5,011,060	15,607	20,002,877	32,729	37,147,311	3,163,358	23,989,634	
ASIA BARAT / WEST ASIA																	
Saudi Arabia	34	90,513	-	-	-	-	-	-	-	-	-	-	-	-	-	-	
UAE	176	228,570	-	-	-	-	-	-	-	-	-	-	-	-	-	-	
Jumlah Kecil Sub-Total	210	319,083	-	-	-	-	-	-	-	-	-	-	-	-	-	-	

Negara Country	Kayu Gergaji Sawn Timber		Papan Lapis Plywood		Venir Veneer		Kayu Kumai Mouldings		Kayu Balak Logs		Papan Serpai / Papan Serpih Chipboard / Particleboard		Papan Gentian Fibreboard		Pertukangan dan Tanggaman Carpentry and Joinery	
	m ³	RM	m ³	RM	m ³	RM	m ³	RM	m ³	RM	m ³	RM	m ³	RM	kg	RM
KESATUAN EROPAH / EUROPEAN UNION																
Austria	589	1,039,921	63	76,067	508	2,401,975	-	-	-	-	536	703,897	-	-	-	-
Belgium	334	1,168,657	-	-	-	-	-	-	-	-	-	-	35	110,893	2,980	8,655
Bulgaria	-	-	-	-	-	-	-	-	-	-	-	-	-	-	-	-
Croatia	145	436,515	-	-	-	-	-	-	-	-	-	-	-	-	-	-
Czech Republic	2,737	2,778,095	-	-	87	720,800	-	-	-	-	60	193,669	-	-	520	18,125
Denmark	270	452,206	-	-	-	-	-	-	-	-	-	-	-	-	5,605	177,710
Estonia	1,495	1,804,295	-	-	15	28,102	247	1,617,649	-	-	-	-	223	163,547	3,960	26,918
Finland	10,000	10,872,212	-	-	7,192	15,453,307	91	23,085	-	-	-	-	-	-	6,118	225,927
France	6,690	21,506,937	-	-	1,455	2,681,367	-	-	-	-	743	1,186,317	989	1,578,525	1,228	26,786
Germany	15,442	29,075,133	705	1,201,949	1,409	3,319,705	-	-	2,103	1,547,985	1,190	1,658,960	290	331,391	205,524	1,470,544
Greece	-	-	-	-	-	-	-	-	-	-	-	-	-	-	-	-
Hungary	3,834	17,904,938	-	-	525	2,952,524	-	-	-	-	212	322,844	-	-	-	-
Ireland	-	-	-	-	220	1,713,454	-	-	-	-	-	-	459	853,103	-	-
Italy	168	740,118	37	50,206	2,440	7,672,701	-	-	-	-	713	1,415,667	94	341,439	108,476	1,346,181
Latvia	999	1,028,123	15	56,075	-	-	-	-	271	168,496	-	-	-	-	-	-
Lithuania	499	472,041	-	-	-	-	-	-	-	-	176	284,575	-	-	-	-
Netherlands	322	875,361	18	15,009	-	-	77	228,037	-	-	114	169,882	-	-	2,620	64,116
Poland	2,286	10,536,219	-	-	30	250,811	-	-	-	-	458	336,775	322	341,903	13,586	181,540
Portugal	-	-	-	-	-	-	-	-	-	-	-	-	-	-	-	-
Romania	167	205,500	-	-	-	-	-	-	-	-	1,841	2,044,376	1,603	746,830	27,890	70,940
Slovakia	-	-	-	-	117	732,542	-	-	-	-	-	-	-	-	-	-
Slovenia	-	-	-	-	19	107,157	-	-	-	-	52	187,973	-	-	209	8,279
Spain	-	-	-	-	15	27,579	-	-	-	-	1,815	1,368,917	16	48,113	11,650	378,057
Sweden	10,021	9,877,946	-	-	197	473,140	-	-	-	-	80	61,262	-	-	-	-
United Kingdom	32	56,494	3	15,161	218	820,416	4	19,450	-	-	1,005	1,640,539	-	-	1,961	41,849
Jumlah Kecil Sub-Total	56,030	110,830,711	841	1,414,467	14,447	39,355,580	419	1,888,221	2,374	1,716,481	8,995	11,575,653	4,031	4,515,744	392,327	4,045,627

Negara Country	Kayu Gergaji Sawn Timber		Papan Lapis Plywood		Venir Veneer		Kayu Kumai Mouldings		Kayu Balak Logs		Papan Serpai / Papan Serpih Chipboard / Particleboard		Papan Gentian Fibreboard		Pertukangan dan Tanggaman Carpentry and Joinery	
	m ³	RM	m ³	RM	m ³	RM	m ³	RM	m ³	RM	m ³	RM	m ³	RM	kg	RM
EROPAH (LAIN-LAIN) / EUROPE (OTHERS)																
Norway	-	-	-	-	-	-	-	-	-	-	66	108,043	-	-	-	-
Russia	2,955	2,668,261	985	2,076,082	34	59,567	-	-	62	57,984	1,607	737,760	-	-	-	-
Switzerland	-	-	-	-	-	-	-	-	-	-	-	-	435	526,526	571	10,187
Turkey	-	-	-	-	134	298,534	-	-	72	367,044	-	-	-	-	-	-
Ukraine	683	1,353,333	-	-	849	3,365,624	-	-	-	-	-	-	-	-	-	-
Jumlah Kecil Sub-Total	3,638	4,021,594	985	2,076,082	1,017	3,723,725	-	-	134	425,028	1,673	845,803	435	526,526	571	10,187
AFRIKA / AFRICA																
Cameroon	7,602	22,127,293	-	-	-	-	-	-	2	19,753	-	-	500	398,273	-	-
Republic Central African Democratic	554	1,291,163	-	-	-	-	-	-	-	-	-	-	-	-	-	-
Rebublic of Congo	120	453,042	-	-	-	-	-	-	-	-	-	-	-	-	-	-
Rebublic of Congo	6,681	19,607,713	-	-	-	-	112	289,750	-	-	-	-	-	-	-	-
Cote D'ivoire	32	82,197	-	-	-	-	-	-	-	-	-	-	-	-	-	-
Gabon	416	961,736	-	-	-	-	-	-	-	-	-	-	-	-	-	-
Ghana	-	-	-	-	2	19,571	-	-	-	-	-	-	-	-	-	-
Mozambique	-	-	-	-	-	-	-	-	65	82,706	-	-	-	-	-	-
Nigeria	-	-	-	-	-	-	-	-	177	120,790	-	-	-	-	-	-
South Africa	77	237,319	-	-	20	26,802	2	13,428	-	-	341	294,183	-	-	615,145	2,800,506
Tanzania	48	131,815	-	-	-	-	-	-	-	-	-	-	-	-	-	-
Jumlah Kecil Sub-Total	15,530	44,892,278	-	-	22	46,373	114	303,178	244	223,249	341	294,183	500	398,273	615,145	2,800,506
AMERIKA / AMERICA																
Argentina	1,710	1,630,157	-	-	-	-	-	-	-	-	-	-	-	-	-	-
Bolivia	-	-	-	-	-	-	-	-	-	-	-	-	-	-	-	-
Brazil	6,027	7,686,420	868	1,024,489	42	61,017	3,631	6,756,815	24	86,537	-	-	85	77,488	-	-
Canada	9,970	13,479,125	-	-	818	1,875,714	5	11,461	-	-	-	-	-	-	-	-
Chile	2,401	2,182,991	-	-	-	-	43	48,759	-	-	-	-	-	-	-	-

Negara Country	Kayu Gergaji Sawn Timber		Papan Lapis Plywood		Venir Veneer		Kayu Kumai Mouldings		Kayu Balak Logs		Papan Serpai / Papan Serpih Chipboard / Particleboard		Papan Gentian Fibreboard		Pertukangan dan Tanggaman Carpentry and Joinery	
	m ³	RM	m ³	RM	m ³	RM	m ³	RM	m ³	RM	m ³	RM	m ³	RM	kg	RM
Jamaica	28	79,344	-	-	236	869,453	-	-	-	-	-	-	-	-	-	-
Paraguay	-	-	-	-	-	-	-	-	-	-	-	-	-	-	-	-
Peru	106	674,259	-	-	-	-	22	79,540	-	-	-	-	-	-	-	-
Uruguay	253	300,014	-	-	-	-	-	-	-	-	-	-	-	-	-	-
British Virgin Islands	-	-	-	-	-	-	-	-	-	-	-	-	-	-	-	-
USA	38,610	90,314,344	130	105,647	13,635	33,738,270	348	1,107,392	3,336	10,659,343	2	5,057	278	192,921	1,620	90,196
Panama	-	-	-	-	-	-	-	-	-	-	-	-	-	-	-	-
Jumlah Kecil Sub-Total	59,105	116,346,654	998	1,130,136	14,731	36,544,454	4,049	8,003,967	3,360	10,745,880	2	5,057	363	270,409	1,620	90,196
OCEANIA/PASIFIK / OCEANIA/PACIFIC																
Australia	25,231	45,054,866	13	26,417	155	803,568	-	-	828	559,977	11	47,086	979	1,748,493	89,297	320,794
New Caledonia	-	-	-	-	-	-	-	-	-	-	-	-	-	-	-	-
New Zealand	32,482	33,695,486	203	350,198	13,831	13,310,280	45	55,314	-	-	-	-	10,775	13,950,414	-	-
Norfolk Island	-	-	-	-	-	-	-	-	-	-	-	-	-	-	-	-
Papua New Guinea	904	1,873,753	223	1,046,614	-	-	-	-	27	68,828	-	-	-	-	-	-
Solomon Islands	389	1,146,940	-	-	-	-	-	-	-	-	-	-	-	-	-	-
Timor Laste	62	321,938	-	-	-	-	-	-	-	-	-	-	-	-	-	-
Jumlah Kecil Sub-Total	59,068	82,092,983	439	1,423,229	13,986	14,113,848	45	55,314	855	628,805	11	47,086	11,754	15,698,907	89,297	320,794
Jumlah Besar Grand Total	227,784	431,103,276	1,002,881	597,095,494	103,478	210,974,423	46,118	119,419,153	14,392	23,132,189	490,435	294,092,837	108,515	112,902,991	11,073,222	62,280,272

Sumber / Source: LPKM / MTIB

8.9

EKSPORT PERABOT KAYU DAN ROTAN DARI MALAYSIA, 2007-2016

EXPORT OF WOODEN AND RATTAN FURNITURE FROM MALAYSIA, 2007-2016

(RM)

Tahun Year	Nilai Eksport FOB Export Value FOB		
	Perabot Furniture		Jumlah Total
	Kayu Wooden	Rotan Rattan	
2007	6,664,885,981	50,479,548	6,715,365,529
2008	6,850,760,503	27,177,847	6,877,938,350
2009	6,248,217,943	29,636,368	6,277,854,311
2010	6,521,646,488	31,158,474	6,552,804,962
2011	6,201,495,360	25,051,936	6,226,547,296

Tahun Year	Nilai Eksport FOB Export Value FOB		
	Perabot Furniture		Jumlah Total
	Kayu Wooden	Rotan Rattan	
2012	6,528,766,631	21,218,442	6,549,985,073
2013	5,737,248,402	27,440,867	5,764,689,269
2014	6,264,520,093	29,249,893	6,293,769,986
2015	7,219,186,146	26,206,495	7,245,392,641
2016	7,504,652,519	35,806,033	7,540,458,552

Sumber / Source: LPKM / MTIB

Nota / Note:

data termasuk Sabah dan Sarawak / data includes Sabah and Sarawak

8.10

EKSPORT DAN IMPORT PULPA DAN KERTAS OLEH MALAYSIA, 2007-2016

EXPORT AND IMPORT OF PULP AND PAPER BY MALAYSIA, 2007-2016

(RM)

Tahun Year		Kertas dan Papan Kertas Paper and Paperboard	Barangan Kertas dan Papan Kertas Articles of Paper and Paperboard	Pulpa dan Kertas Sisa Pulp and Waste Paper
2007	Eksport / Export	912,062,800	1,464,853,285	38,133,014
	Import / Import	4,596,655,969	840,321,337	779,639,789
2008	Eksport / Export	1,009,518,711	1,682,850,359	38,449,315
	Import / Import	4,612,453,159	870,654,648	695,865,424
2009	Eksport / Export	1,036,313,438	1,624,469,270	19,355,651
	Import / Import	4,208,216,482	816,134,800	521,983,255
2010	Eksport / Export	1,179,834,119	1,787,433,153	38,800,448
	Import / Import	5,129,836,832	890,940,198	651,400,283
2011	Eksport / Export	1,219,024,715	1,945,277,103	49,591,826
	Import / Import	4,861,981,075	1,035,249,567	710,341,047

Tahun Year		Kertas dan Papan Kertas Paper and Paperboard	Barangan Kertas dan Papan Kertas Articles of Paper and Paperboard	Pulpa dan Kertas Sisa Pulp and Waste Paper
2012	Eksport / Export	1,205,400,174	1,972,815,132	129,664,300
	Import / Import	4,789,982,228	1,128,995,623	571,707,196
2013	Eksport / Export	1,206,713,271	1,971,653,101	142,263,638
	Import / Import	4,940,714,916	1,156,364,360	436,895,480
2014	Eksport / Export	1,178,624,070	2,020,684,382	145,406,535
	Import / Import	5,046,731,825	1,180,441,623	532,120,197
2015	Eksport / Export	1,424,379,420	2,288,400,485	151,383,426
	Import / Import	5,120,549,416	1,312,321,080	601,287,857
2016 ^P	Eksport / Export	1,447,795,307	2,399,173,676	4,590,388
	Import / Import	5,919,114,958	1,473,519,191	679,464,315

Nota / Note:

data termasuk Sabah dan Sarawak / data includes Sabah and Sarawak

^P : sementara / preliminary

Sumber / Source: JP / DOS





9

INDUSTRI
INDUSTRIES

9.1

BILANGAN INDUSTRI BERASAS KAYU UTAMA, 2007-2016
NUMBER OF MAJOR WOOD-BASED INDUSTRIES, 2007-2016

Jenis Kilang Types of Mill	2007	2008	2009	2010	2011	2012	2013	2014	2015	2016
Kilang Papan Sawmills	667	670	671	671	671	671	671	694	687	652
Kilang Papan Lapis / Venir Plywood / Veneer Mills	53	53	53	53	53	53	53	40	42	46
Kilang Kayu Kumai Moulding Mills	175	175	167	167	167	167	167	158	186	105
Kilang Perabot, Pertukangan dan Tanggaman** Furniture, Wood Working and Joinery Mills	1,298	1,298	1,484	1,678	1,829	1,853	1,829	1,295	1,056	1,060
Kilang Papan Blok* Blockboard Mills	10	10	10	10	1	1	1	-	1	1
Kilang Papan Serpai / Serpih* Chipboard / Particleboard Mills	12	12	13	14	18	19	19	22	8	8
Kilang Papan Gentian Sederhana Padat* Medium Density Fibreboard Mills	7	7	10	10	8	9	9	9	1	1

Sumber / Source: LPKM / MTIB

Nota / Note:

¹ : merujuk hanya kepada Kilang Perabot, Pertukangan dan Tanggaman yang berdaftar dengan JPMSM
refers to only registered Furniture, Wood Working and Joinery Factories with FDPM

* : sumber dari LPKM / source from MTIB

** : sumber dari LPKM (2007-2013, 2015-2016), JPMSM (2014) / source from MTIB (2007-2013, 2015-2016), FDPM (2014)

9.2

BILANGAN KILANG PAPAN MENGIKUT NEGERI, 2007-2016
NUMBER OF SAWMILLS BY STATE, 2007-2016

Negeri State		2007	2008	2009	2010	2011	2012	2013	2014	2015	2016
Johor	Berlesen / Licensed	76	75	75	75	75	75	75	70	72	70
	Beroperasi / In Operation	52	47	37	33	40	38	39	41	41	36
Kedah	Berlesen / Licensed	33	33	33	33	33	33	33	34	34	34
	Beroperasi / In Operation	21	19	17	16	17	16	14	11	11	10
Kelantan	Berlesen / Licensed	65	64	64	64	64	64	64	70	71	67
	Beroperasi / In Operation	51	50	47	50	50	46	41	48	44	45
Melaka	Berlesen / Licensed	22	22	22	22	22	22	22	24	24	24
	Beroperasi / In Operation	10	9	8	8	9	9	9	12	10	10
Negeri Sembilan	Berlesen / Licensed	45	45	45	45	45	45	45	47	49	40
	Beroperasi / In Operation	26	31	28	25	24	28	27	27	26	24
Pahang	Berlesen / Licensed	119	120	120	120	120	120	120	123	125	128
	Beroperasi / In Operation	80	90	65	76	77	69	71	70	78	74
Perak	Berlesen / Licensed	94	93	94	94	94	94	94	105	105	105
	Beroperasi / In Operation	73	75	74	72	66	72	74	70	70	75
Perlis	Berlesen / Licensed	2	2	2	2	2	2	2	3	3	3
	Beroperasi / In Operation	-	-	-	-	-	-	-	-	-	-
Pulau Pinang	Berlesen / Licensed	38	38	38	38	38	38	38	38	39	39
	Beroperasi / In Operation	25	26	22	23	23	23	20	19	19	17
Selangor	Berlesen / Licensed	53	54	54	54	54	54	54	52	54	43
	Beroperasi / In Operation	31	34	16	30	31	26	28	24	21	19
Terengganu	Berlesen / Licensed	99	100	100	100	100	100	100	107	111	99
	Beroperasi / In Operation	67	68	57	67	67	63	60	61	65	60
WPKL	Berlesen / Licensed	21	24	24	24	24	24	24	21	-	-
	Beroperasi / In Operation	2	5	1	1	5	-	-	-	-	-
Jumlah Total	Berlesen / Licensed	667	670	671	671	671	671	671	694	687	652
	Beroperasi / In Operation	438	454	372	401	409	390	383	383	385	370

Nota / Note:

bermula tahun 2015 bilangan lesen kilang papan di WPKL telah dikeluarkan daripada senarai (proses pembatalan)
beginning 2015 number of licensed sawmills in WPKL is deleted from the list (revocation process)

9.3

BILANGAN KILANG PAPAN LAPIS/VENIR MENGIKUT NEGERI, 2007-2016
NUMBER OF PLYWOOD/VENEER MILLS BY STATE, 2007-2016

Negeri State		2007	2008	2009	2010	2011	2012	2013	2014	2015	2016
Johor	Berlesen / <i>Licensed</i>	10	10	10	10	10	10	10	8	8	7
	Beroperasi / <i>In Operation</i>	4	5	4	3	3	2	3	4	4	3
Kedah	Berlesen / <i>Licensed</i>	3	3	3	3	3	3	3	3	3	3
	Beroperasi / <i>In Operation</i>	3	3	3	2	2	2	2	2	2	2
Kelantan	Berlesen / <i>Licensed</i>	5	5	6	6	6	6	6	2	4	5
	Beroperasi / <i>In Operation</i>	2	2	2	1	2	2	2	2	4	4
Melaka	Berlesen / <i>Licensed</i>	1	1	1	1	1	1	1	1	1	-
	Beroperasi / <i>In Operation</i>	1	1	1	-	-	-	-	-	-	-
Negeri Sembilan	Berlesen / <i>Licensed</i>	4	4	4	4	4	4	4	1	1	3
	Beroperasi / <i>In Operation</i>	1	1	1	1	1	1	1	1	1	2
Pahang	Berlesen / <i>Licensed</i>	10	10	10	10	10	10	10	8	8	12
	Beroperasi / <i>In Operation</i>	8	8	8	6	6	7	7	7	7	8
Perak	Berlesen / <i>Licensed</i>	8	8	7	7	7	7	7	7	7	8
	Beroperasi / <i>In Operation</i>	4	4	3	3	3	4	4	5	5	6
Perlis	Berlesen / <i>Licensed</i>	-	-	-	-	-	-	-	-	-	-
	Beroperasi / <i>In Operation</i>	-	-	-	-	-	-	-	-	-	-
Pulau Pinang	Berlesen / <i>Licensed</i>	3	3	3	3	3	3	3	3	3	2
	Beroperasi / <i>In Operation</i>	2	2	1	2	2	2	2	2	2	1
Selangor	Berlesen / <i>Licensed</i>	3	3	3	3	3	3	3	4	4	2
	Beroperasi / <i>In Operation</i>	3	3	3	3	2	2	2	1	1	1
Terengganu	Berlesen / <i>Licensed</i>	4	4	4	4	4	4	4	3	3	4
	Beroperasi / <i>In Operation</i>	3	3	2	1	1	-	1	-	-	-
WPKL	Berlesen / <i>Licensed</i>	2	2	2	2	2	2	2	-	-	-
	Beroperasi / <i>In Operation</i>	-	-	-	-	-	-	-	-	-	-
Jumlah Total	Berlesen / <i>Licensed</i>	53	53	53	53	53	53	53	40	42	46
	Beroperasi / <i>In Operation</i>	31	32	28	22	22	22	24	24	26	27

9.4

BILANGAN KILANG KAYU KUMAI MENGIKUT NEGERI, 2007-2016
NUMBER OF MOULDING MILLS BY STATE, 2007-2016

Negeri State		2007	2008	2009	2010	2011	2012	2013	2014	2015	2016
Johor	Berlesen / Licensed	16	16	14	14	14	14	14	11	11	10
	Beroperasi / In Operation	5	5	5	2	1	2	-	-	-	1
Kedah	Berlesen / Licensed	12	12	12	12	12	12	12	12	12	12
	Beroperasi / In Operation	2	2	2	2	2	1	-	-	-	-
Kelantan	Berlesen / Licensed	7	7	7	7	7	7	7	9	9	1
	Beroperasi / In Operation	2	2	2	2	1	2	1	1	1	-
Melaka	Berlesen / Licensed	-	-	-	-	-	-	-	-	-	-
	Beroperasi / In Operation	-	-	-	-	-	-	-	-	-	-
Negeri Sembilan	Berlesen / Licensed	19	19	18	18	18	18	18	18	18	5
	Beroperasi / In Operation	3	3	3	3	2	2	2	1	2	1
Pahang	Berlesen / Licensed	28	28	28	28	28	28	28	26	29	26
	Beroperasi / In Operation	12	12	12	11	8	7	6	8	5	5
Perak	Berlesen / Licensed	6	6	3	3	3	3	3	3	4	4
	Beroperasi / In Operation	2	2	2	2	2	2	2	2	3	3
Perlis	Berlesen / Licensed	-	-	-	-	-	-	-	-	-	-
	Beroperasi / In Operation	-	-	-	-	-	-	-	-	-	-
Pulau Pinang	Berlesen / Licensed	22	22	22	22	22	22	22	22	22	22
	Beroperasi / In Operation	9	9	9	9	9	11	7	9	9	9
Selangor	Berlesen / Licensed	46	46	44	44	44	44	44	44	44	13
	Beroperasi / In Operation	19	21	17	18	15	23	9	10	9	8
Terengganu	Berlesen / Licensed	15	15	15	15	15	15	15	13	13	12
	Beroperasi / In Operation	11	12	11	11	7	7	7	7	6	9
WPKL	Berlesen / Licensed	4	4	4	4	4	4	4	-	-	-
	Beroperasi / In Operation	-	-	-	-	-	-	-	-	-	-
Jumlah Total	Berlesen / Licensed	175	175	167	167	167	167	167	158	162	105
	Beroperasi / In Operation	65	68	63	60	47	57	34	38	35	36





10

HARGA
PRICES

10.1

PURATA HARGA DOMESTIK KAYU BALAK MENGIKUT KUMPULAN KAYU-KAYAN, 2007-2016

AVERAGE DOMESTIC PRICE OF LOGS BY TIMBER GROUP, 2007-2016

(RM/m³)

Kumpulan Kayu-Kayan Timber Group	2007	2008	2009	2010	2011 ¹	2012	2013	2014	2015	2016
KKB / HHW										
Balau	1,850	1,850	1,858	1,997	1,357	1,449	1,368	1,456	1,599	1,667
Balau Merah	1,250	1,250	1,253	1,317	939	1,284	1,406	1,384	1,387	1,403
Chengal	2,221	2,288	2,318	2,560	1,730	3,250	3,500	2,111	2,222	2,051
Merbau	1,200	1,228	1,246	1,338	1,012	1,316	1,296	1,351	1,438	1,496
KerANJI	n.a	n.a	n.a	n.a	n.a	n.a	525	n.a	n.a	n.a
Resak	n.a	n.a	n.a	n.a	n.a	n.a	556	537	n.a	n.a
Campuran Kayu Keras Berat <i>Mixed Heavy Hardwood</i>	531	580	609	676	549	510	556	541	514	525
KKS / MHW										
Kapur	750	778	782	836	614	1,068	819	920	942	944
Kempas	695	795	800	860	691	795	759	668	738	885
Kelat Merah	n.a	n.a	n.a	n.a	n.a	n.a	544	n.a	n.a	n.a
Keruing	775	795	798	843	650	872	759	636	723	832
Kulim	n.a	n.a	n.a	n.a	n.a	n.a	762	n.a	n.a	n.a
Mengkulang	790	800	794	827	607	720	635	616	613	657
Tualang	650	670	675	717	552	759	764	705	723	767
Campuran Kayu Keras Sederhana <i>Mixed Medium Hardwood</i>	495	552	565	608	474	n.a	n.a	n.a	n.a	n.a
KKR / LHW										
Gerutu	n.a	n.a	n.a	n.a	n.a	n.a	569	n.a	n.a	n.a
Jelutong	710	724	724	757	538	567	620	531	571	611
Medang	n.a	n.a	n.a	n.a	n.a	n.a	931	n.a	n.a	n.a
Melantai	n.a	n.a	n.a	n.a	n.a	n.a	486	n.a	n.a	n.a
Melunak	n.a	n.a	n.a	n.a	n.a	n.a	556	n.a	n.a	n.a

Kumpulan Kayu-Kayan Timber Group	2007	2008	2009	2010	2011 ¹	2012	2013	2014	2015	2016
Meranti Merah	800	828	828	881	637	749	777	729	914	981
Meranti Merah Muda	820	830	824	857	613	n.a	n.a	n.a	n.a	n.a
Meranti Merah Tua	831	858	860	912	661	839	785	799	992	1,056
Meranti Kuning	780	800	794	827	573	757	589	601	626	660
Meranti Putih	780	788	784	815	588	599	555	553	575	589
Merawan	n.a	n.a	n.a	n.a	n.a	n.a	745	n.a	n.a	n.a
Mersawa	750	760	758	803	583	776	717	688	821	826
Nyatoh	750	808	813	873	653	624	593	528	500	507
Ramin	n.a	n.a	n.a	n.a	n.a	n.a	685	671	n.a	n.a
Sepetir	507	530	531	578	485	763	484	472	472	577
Kayu Getah / <i>Hevea Logs</i>	163	157	130	117	73	91	90	89	82	83
Campuran Kayu Keras Ringan <i>Mixed Light Hardwood</i>	450	486	501	538	440	457	407	357	558	667

Sumber / Source : LPKM / MTIB

¹ : data yang dikemaskini / *revised data*

n.a. : tidak diperolehi / *not available*

PURATA HARGA DOMESTIK KAYU GERGAJI MENGIKUT KUMPULAN KAYU-KAYAN DAN SAIZ, 2007-2016

AVERAGE DOMESTIC PRICE OF SAWN TIMBER BY TIMBER GROUP AND SIZE, 2007-2016

(RM/m³)

Kumpulan Kayu-Kayan Timber Group	General Marketing Specification					Strips					Scantlings				
	2007	2008	2009	2010	2011	2007	2008	2009	2010	2011	2007	2008	2009	2010	2011
KKB / HHW															
Balau	2,485	2,525	2,822	3,680	4,974	2,800	2,804	2,793	2,896	3,262	2,800	2,871	2,962	3,852	5,108
Balau Merah	1,479	1,558	1,602	1,979	2,973	1,310	1,331	1,356	1,520	1,949	1,270	1,356	1,434	2,065	3,099
Chengal	4,350	4,474	4,703	5,609	6,978	2,300	2,353	2,988	3,385	4,160	4,400	4,508	5,074	5,645	7,833
KerANJI	n.a	n.a	n.a	n.a	n.a	n.a	n.a	n.a	n.a	n.a	n.a	n.a	n.a	n.a	n.a
Merbau	2,502	2,573	2,603	3,027	4,241	1,800	1,800	1,792	1,870	2,323	2,400	2,583	2,735	3,402	4,688
Resak	n.a	n.a	n.a	n.a	n.a	n.a	n.a	n.a	n.a	n.a	n.a	n.a	n.a	n.a	n.a
Campuran Kayu Keras Berat <i>Mixed Heavy Hardwood</i>	998	1,066	1,133	1,393	2,090	820	881	903	950	1,262	960	1,091	1,183	1,515	2,346
KKS / MHW															
Kapur	1,143	1,213	1,250	1,488	2,282	1,000	1,020	1,013	1,075	1,358	1,270	1,327	1,377	1,712	2,495
Kelat Merah	n.a	n.a	n.a	n.a	n.a	n.a	n.a	n.a	n.a	n.a	n.a	n.a	n.a	n.a	n.a
Kempas	1,304	1,362	1,403	1,735	2,693	900	910	911	1,060	1,431	1,180	1,383	1,500	1,904	2,946
Keruing	1,304	1,352	1,381	1,608	2,522	900	910	907	990	1,331	1,290	1,393	1,482	1,810	2,692
Kulim	n.a	n.a	n.a	n.a	n.a	n.a	n.a	n.a	n.a	n.a	n.a	n.a	n.a	n.a	n.a
Mengkulang	1,150	1,187	1,198	1,373	2,027	770	870	889	972	1,258	1,250	1,277	1,318	1,542	2,253
Tualang	774	868	890	1,116	1,757	650	750	749	858	1,228	900	1,021	1,079	1,320	2,020
Campuran Kayu Keras Sederhana <i>Mixed Medium Hardwood</i>	804	909	950	1,128	1,764	600	640	659	735	1,048	923	966	1,022	1,250	1,961
KKR / LHW															
Gerutu	n.a	n.a	n.a	n.a	n.a	n.a	n.a	n.a	n.a	n.a	n.a	n.a	n.a	n.a	n.a
Jelutong	1,237	1,293	1,308	1,460	1,876	880	888	875	945	1,183	1,100	1,196	1,294	1,549	2,051

Kumpulan Kayu-Kayan Timber Group	General Marketing Specification					Strips					Scantlings				
	2007	2008	2009	2010	2011	2007	2008	2009	2010	2011	2007	2008	2009	2010	2011
Medang	n.a	n.a	n.a	n.a	n.a	n.a	n.a	n.a	n.a	n.a	n.a	n.a	n.a	n.a	n.a
Melantai	n.a	n.a	n.a	n.a	n.a	n.a	n.a	n.a	n.a	n.a	n.a	n.a	n.a	n.a	n.a
Melunak	n.a	n.a	n.a	n.a	n.a	n.a	n.a	n.a	n.a	n.a	n.a	n.a	n.a	n.a	n.a
Meranti Merah	1,600	1,684	1,692	1,923	2,543	1,100	1,120	1,056	1,078	1,372	1,390	1,508	1,640	2,105	2,819
Meranti Merah Muda	1,323	1,385	1,426	1,593	2,202	990	994	986	1,055	1,284	1,440	1,483	1,525	1,744	2,447
Meranti Merah Tua	1,670	1,753	1,790	2,023	2,790	1,230	1,230	1,241	1,338	1,583	1,800	1,858	1,922	2,255	3,078
Meranti Kuning	920	977	1,000	1,156	1,758	800	855	865	953	1,196	1,290	1,350	1,378	1,583	2,059
Meranti Putih	980	1,016	1,046	1,200	1,838	750	833	855	944	1,228	1,050	1,108	1,169	1,352	1,972
Merawan	n.a	n.a	n.a	n.a	n.a	n.a	n.a	n.a	n.a	n.a	n.a	n.a	n.a	n.a	n.a
Mersawa	1,150	1,209	1,266	1,500	2,173	870	880	869	967	1,272	1,380	1,420	1,436	1,656	2,356
Nyatoh	1,370	1,483	1,534	1,836	2,573	810	876	879	1,002	1,350	1,450	1,568	1,646	2,010	2,775
Ramin	n.a	n.a	n.a	n.a	n.a	n.a	n.a	n.a	n.a	n.a	n.a	n.a	n.a	n.a	n.a
Sepetir	950	1,027	1,053	1,223	1,713	750	780	775	850	1,153	870	959	1,054	1,333	1,983
Campuran Kayu Keras Ringan <i>Mixed Light Hardwood</i>	794	878	914	1,028	1,552	534	554	565	634	925	850	924	959	1,072	1,664

sambungan data bagi tahun 2012-2016 di muka surat seterusnya
data for 2011-2015 to be continued on the following page

PURATA HARGA DOMESTIK KAYU GERGAJI MENGIKUT KUMPULAN KAYU-KAYAN DAN SAIZ, 2007-2016 (sambungan)
AVERAGE DOMESTIC PRICE OF SAWN TIMBER BY TIMBER GROUP AND SIZE, 2007-2016 (continuation)
 (RM/m³)

Kumpulan Kayu-Kayan Timber Group	General Marketing Specification					Strips					Scantlings				
	2012	2013	2014	2015	2016	2012	2013	2014	2015	2016	2012	2013	2014	2015	2016
KKB / HHW															
Balau	3,969	3,448	3,240	3,067	3,178	2,622	1,848	2,025	2,608	3,249	3,774	3,030	3,179	3,486	3,531
Balau Merah	2,994	2,899	2,966	2,966	2,978	2,156	1,975	1,951	2,314	3,037	2,984	3,189	3,178	3,178	3,195
Chengal	7,559	6,427	6,638	6,638	6,638	3,955	2,519	2,825	4,236	7,062	7,341	8,681	8,828	8,828	8,828
KerANJI	n.a	n.a	n.a	n.a	n.a	n.a	1,114	n.a	n.a	n.a	n.a	n.a	n.a	n.a	n.a
Merbau	3,931	3,849	3,568	3,636	3,831	2,639	2,644	2,863	3,028	3,518	3,701	3,525	2,788	2,860	3,692
Resak	n.a	1,425	1,331	n.a	n.a	n.a	997	965	n.a	n.a	n.a	1,294	1,286	n.a	n.a
Campuran Kayu Keras Berat <i>Mixed Heavy Hardwood</i>	1,472	1,046	865	958	857	1,082	1,053	792	830	914	1,548	1,077	918	833	981
KKS / MHW															
Kapur	2,233	1,973	2,454	2,153	2,145	1,407	1,000	774	1,051	2,109	2,313	1,895	2,472	2,354	2,331
Kelat Merah	n.a	n.a	n.a	n.a	n.a	n.a	1,174	n.a	n.a	n.a	n.a	n.a	n.a	n.a	n.a
Kempas	2,262	2,174	1,542	1,906	2,123	1,552	1,602	1,011	1,746	2,026	2,306	2,034	1,863	2,003	2,215
Keruing	2,415	1,863	1,578	1,673	1,543	1,526	1,263	891	1,285	1,801	2,563	2,034	2,110	2,203	2,203
Kulim	n.a	1,912	n.a	n.a	n.a	n.a	2,048	n.a	n.a	n.a	n.a	n.a	n.a	n.a	n.a
Mengkulang	1,918	1,638	1,441	1,411	1,454	1,357	1,241	967	1,092	1,478	1,915	1,540	1,575	1,575	1,600
Tualang	1,803	2,049	2,304	2,294	2,472	1,073	2,158	2,195	1,966	2,477	2,248	2,224	2,233	2,192	2,482
Campuran Kayu Keras Sederhana <i>Mixed Medium Hardwood</i>	n.a	n.a	n.a	n.a	n.a	n.a	n.a	n.a	n.a	n.a	n.a	n.a	n.a	n.a	n.a
KKR / LHW															
Gerutu	n.a	2,436	n.a	n.a	n.a	n.a	1,589	n.a	n.a	n.a	n.a	n.a	n.a	n.a	n.a
Jelutong	1,638	1,571	1,481	1,503	1,558	1,031	1,214	1,199	1,292	1,503	1,700	1,584	1,565	1,573	1,747

Kumpulan Kayu-Kayan Timber Group	General Marketing Specification					Strips					Scantlings				
	2012	2013	2014	2015	2016	2012	2013	2014	2015	2016	2012	2013	2014	2015	2016
Medang	n.a	2,115	n.a	n.a	n.a	n.a	1,207	n.a	n.a	n.a	n.a	n.a	n.a	n.a	n.a
Melantai	n.a	1,259	n.a	n.a	n.a	n.a	1,051	n.a	n.a	n.a	n.a	n.a	n.a	n.a	n.a
Melunak	n.a	1,607	n.a	n.a	n.a	n.a	1,242	n.a	n.a	n.a	n.a	1,518	n.a	n.a	n.a
Meranti Merah	2,141	1,689	1,410	1,754	1,917	1,428	1,250	1,146	1,467	1,967	2,706	2,403	2,377	2,031	2,001
Meranti Merah Muda	n.a	n.a	n.a	n.a	n.a	n.a	n.a	n.a	n.a	n.a	n.a	n.a	n.a	n.a	n.a
Meranti Merah Tua	2,714	2,176	2,163	2,160	2,013	1,502	1,329	1,391	1,766	2,119	2,743	2,163	2,084	2,579	2,767
Meranti Kuning	2,244	1,451	1,443	1,407	1,350	1,430	1,058	1,117	1,229	1,303	2,608	1,814	1,412	1,360	1,495
Meranti Putih	1,674	1,380	1,547	2,119	2,119	2,045	924	711	1,843	2,189	1,834	1,695	1,695	1,836	2,260
Merawan	n.a	n.a	n.a	n.a	n.a	n.a	1,465	n.a	n.a	n.a	n.a	n.a	n.a	n.a	n.a
Mersawa	2,867	2,786	1,405	1,531	1,531	2,090	1,975	1,023	1,337	1,629	2,342	2,669	2,080	1,462	1,621
Nyatoh	1,512	981	816	777	824	952	695	593	683	1,090	1,675	1,201	1,201	1,205	1,009
Ramin	n.a	2,090	2,729	n.a	n.a	n.a	1,917	1,676	n.a	n.a	n.a	n.a	n.a	n.a	n.a
Sepetir	1,431	1,145	1,101	1,104	1,232	1,621	942	918	1,071	1,416	1,516	1,133	1,142	1,241	1,469
Campuran Kayu Keras Ringan <i>Mixed Light Hardwood</i>	1,100	802	759	915	1,155	865	759	614	869	1,315	1,165	772	657	804	1,236

Sumber / Source : LPKM / MTIB

Nota / Note:

General Marketing Specifications (saiz / size 25mm - 50mm X 150 mm)

Strips (saiz / size 12mm - 19mm X 50mm - 125mm)

Scantlings (saiz / size 50mm - 75mm X 75mm - 150 mm)

n.a. : tidak diperolehi / not available

10.3

PURATA HARGA DOMESTIK PAPAN LAPIS (4' x 8'), 2007-2016*AVERAGE DOMESTIC PRICE OF PLYWOOD (4' x 8'), 2007-2016**(RM sekeping / per piece)*

Ketebalan Thickness	2007	2008	2009	2010	2011	2012	2013	2014	2015	2016
4 mm	15.00	15.00	13.33	14.92	15.87	16.06	15.06	14.60	14.60	14.60
6 mm	22.36	22.00	20.58	22.83	25.20	25.39	23.38	22.00	22.00	22.00
9 mm	33.00	33.00	32.17	34.83	37.67	37.00	34.67	34.17	34.50	34.50
12 mm	42.36	42.00	41.67	44.83	47.67	45.71	43.63	41.40	41.50	41.50

Sumber / Source : LPKM / MTIB

10.4

PURATA HARGA EKSPORT KAYU GERGAJI MENGIKUT KUMPULAN KAYU-KAYAN, 2007-2016

AVERAGE EXPORT PRICE OF SAWN TIMBER BY TIMBER GROUP, 2007-2016
(RM FOB/m³)

Kumpulan Kayu-Kayan Timber Group	2007	2008	2009	2010	2011	2012	2013	2014	2015	2016
KKB / HHW										
Balau	1,275	1,597	1,429	1,391	1,364	1,513	1,435	1,704	2,625	2,683
Balau Merah	1,741	1,776	2,718	1,498	1,985	1,419	2,423	-	-	-
Chengal	2,076	2,563	2,960	2,516	2,144	1,716	1,518	3,179	4,255	4,250
Merbau	2,637	1,969	1,799	1,543	1,544	1,437	1,568	1,647	2,106	2,194
KKS / MHW										
Kapur	801	822	956	970	1,052	1,096	1,098	1,205	1,629	1,820
Kempas	751	899	838	774	800	989	942	1,190	1,543	1,710
Keruing	1,196	1,330	1,038	1,048	1,208	1,348	1,263	1,483	1,627	1,658
Mengkulang	1,698	1,321	1,317	1,393	1,376	1,033	1,268	1,527	1,752	1,527
Campuran Kayu Keras Sederhana <i>Mixed Medium Hardwood</i>	1,157	1,293	1,198	1,110	1,221	1,363	1,262	1,204	1,529	1,668
KKR / LHW										
Jelutong	2,015	1,943	1,672	1,501	1,531	1,505	1,358	962	1,543	1,993
Meranti Merah	1,172	1,260	1,208	1,317	1,510	1,683	1,773	2,554	-	-
Meranti Merah Muda, Meranti Bakau*	2,738	2,879	2,570	2,739	2,739	2,767	2,002	2,224	2,873	2,935
Meranti Merah Tua*	3,036	2,879	2,588	2,563	2,629	2,626	2,002	2,224	1,700	1,666
Mersawa	797	794	785	855	1,510	1,133	1,517	-	-	-
Nyatoh	1,190	2,045	2,142	2,052	1,799	2,025	1,998	-	-	-
Sepetir	1,319	1,345	1,365	1,398	1,369	1,359	1,204	-	-	-
Campuran Kayu Keras Ringan <i>Mixed Light Hardwood</i>	813	1,059	1,108	1,275	1,359	1,380	993	1,274	1,491	2,353

Nota / Note:

Data harga purata eksport kayu gergaji mengikut kumpulan kayu-kayan 2007-2014 merujuk kepada Malaysia

*Data average export price of sawn timber by timber group 2007-2014 refers to Malaysia** : mulai tahun 2013, Meranti Merah Muda, Meranti Merah Tua dan Meranti Bakau dimasukkan dalam satu HS Code yang baru.
beginning year 2013, Meranti Merah Muda, Meranti Merah Tua, and Meranti Bakau included as one new HS code.

Sumber / Source : LPKM / MTIB





11

PELABURAN
INVESTMENT

JUMLAH PELABURAN (HARTA TETAP)* BAGI INDUSTRI BERASAS KAYU UTAMA, 2007-2016*TOTAL INVESTMENT (FIXED ASSET)* OF MAJOR WOOD-BASED INDUSTRIES, 2007-2016*

(RM '000)

Tahun Year	Kilang Papan Sawmills	Kilang Papan Lapis/Venir Plywood/Veneer Mills	Kilang Kayu Kumai Mouldings Mills	Jumlah Total
2007	1,094,347	621,481	410,319	2,126,147
2008	1,072,714	570,602	363,459	2,006,775
2009	1,549,235	570,603	363,459	2,483,297
2010	1,584,867	608,399	358,734	2,552,000
2011	1,608,410	609,616	362,791	2,580,817
2012	1,444,208	591,116	395,051	2,430,375
2013	1,620,230	649,050	389,960	2,430,375
2014	1,233,786	442,141	353,079	2,029,006
2015	1,228,479	338,706	421,679	1,988,864
2016	1,173,289	358,889	234,352	1,766,531

Nota / Note:

* : merujuk kepada harta tetap pada 01.01.2016.

refer to fixed assets as at 01.01.2016.

Negeri State	Kilang Papan Sawmills	Kilang Papan Lapis/Venir Plywood/Veneer Mills	Kilang Kayu Kumai Mouldings Mills	Jumlah Total
Johor	145,312	49,120	23,271	217,703
Kedah	64,859	28,358	30,553	123,770
Kelantan	142,935	24,489	1,212	168,636
Melaka	52,705	-	-	52,705
Negeri Sembilan	51,802	11,276	1,019	64,096
Pahang	267,301	127,562	50,250	445,113
Perak	155,827	49,239	5,222	210,288
Perlis	2,150	-	-	2,150
Pulau Pinang	61,990	14,383	17,756	94,129
Selangor	70,045	31,987	68,702	170,735
Terengganu	158,363	22,477	36,367	217,207
WPKL	-	-	-	-
Jumlah Total	1,173,289	358,889	234,352	1,766,531



12

KADAR DAN KUTIPAN HASIL

*RATES AND REVENUE
COLLECTION*

12.1

KADAR ROYALTI KAYU BALAK BAGI NEGERI MENGIKUT KUMPULAN KAYU-KAYAN, 2016

ROYALTY RATES OF LOGS IN THE STATE BY TIMBER GROUP, 2016
(RM/m³)

Kumpulan Kayu-Kayan Timber Group	Johor	Kedah	Kelantan	Melaka	Negeri Sembilan	Pahang	Perak	Perlis	Pulau Pinang	Selangor	Terengganu
KKB / HHW											
Balau	44.00	23.00	29.00	20.00	44.00	14.00	32.00	44.00	44.00	44.00	30.00
Balau Merah	44.00	23.00	44.00	20.00	44.00	14.00	44.00	44.00	44.00	44.00	30.00
Bitis	44.00	15.00	44.00	10.00	44.00	6.00	44.00	44.00	44.00	44.00	20.00
Chengal	147.00	30.00	147.00	25.00	147.00	19.00	147.00	147.00	147.00	147.00	40.00
Giam	89.00	24.00	89.00	10.00	89.00	14.00	89.00	89.00	89.00	89.00	20.00
Kekotong	12.00	15.00	18.00	10.00	12.00	6.00	12.00	12.00	12.00	12.00	14.00
KerANJI	34.00	15.00	23.00	10.00	34.00	6.00	34.00	34.00	34.00	34.00	20.00
Merbau	89.00	30.00	17.00	25.00	89.00	19.00	57.00	89.00	89.00	89.00	40.00
Penaga	12.00	15.00	42.00	10.00	12.00	6.00	12.00	12.00	12.00	12.00	17.00
Resak	42.00	23.00	65.00	20.00	42.00	11.00	42.00	42.00	42.00	42.00	24.00
Tembusu	15.00	17.00	17.00	10.00	15.00	6.00	15.00	15.00	15.00	15.00	17.00
Tempinis	12.00	15.00	17.00	10.00	12.00	6.00	12.00	12.00	12.00	12.00	17.00
Lain-lain Others	12.00	12.00	14.00	10.00	12.00	6.00	12.00	12.00	12.00	12.00	17.00
KKS / MHW											
Jati	89.00	23.00	89.00	20.00	89.00	19.00	89.00	89.00	89.00	89.00	25.00
Kapur	38.00	18.00	38.00	12.00	38.00	13.00	38.00	38.00	38.00	38.00	24.00
Kasai	51.00	12.00	51.00	10.00	51.00	6.00	51.00	51.00	51.00	51.00	16.00
Kelat	25.00	12.00	17.00	10.00	25.00	6.00	17.50	25.00	25.00	25.00	20.00
Keladan	38.00	18.00	38.00	12.00	38.00	13.00	38.00	38.00	38.00	38.00	24.00
Keledang	12.00	12.00	18.00	10.00	12.00	6.00	12.00	12.00	12.00	12.00	14.00
Kempas	25.00	15.00	25.00	11.00	25.00	11.00	18.00	25.00	25.00	25.00	20.00
Keruing	42.00	17.00	19.00	12.00	42.00	13.00	27.00	42.00	42.00	42.00	25.00
Kulim	37.00	12.00	37.00	10.00	37.00	6.00	37.00	37.00	37.00	37.00	16.00
Mata Ulat	25.00	12.00	25.00	10.00	25.00	6.00	25.00	25.00	25.00	25.00	16.00

Kumpulan Kayu-Kayan Timber Group	Johor	Kedah	Kelantan	Melaka	Negeri Sembilan	Pahang	Perak	Perlis	Pulau Pinang	Selangor	Terengganu
Mengkulang	40.00	17.00	40.00	16.00	40.00	14.00	40.00	40.00	40.00	40.00	24.00
Merpauh	68.00	12.00	45.00	10.00	68.00	6.00	68.00	68.00	68.00	68.00	16.00
Punah	42.00	12.00	42.00	10.00	42.00	6.00	42.00	42.00	42.00	42.00	16.00
Rengas	41.00	12.00	27.00	10.00	41.00	6.00	41.00	41.00	41.00	41.00	16.00
Simpoh	12.00	12.00	12.00	10.00	12.00	6.00	12.00	12.00	12.00	12.00	16.00
Tualang	12.00	12.00	15.00	10.00	12.00	6.00	12.00	12.00	12.00	12.00	16.00
Lain-lain Others	12.00	15.00	12.00	10.00	12.00	6.00	12.00	12.00	12.00	12.00	17.00
KKR / LHW											
Akasia	8.00	11.00	14.00	10.00	12.00	6.00	8.00	89.00	12.00	8.00	14.00
Batai	12.00	11.00	14.00	10.00	12.00	6.00	12.00	12.00	12.00	12.00	14.00
Bintangor	15.00	12.00	17.00	10.00	15.00	6.00	15.00	68.00	15.00	15.00	17.00
Durian Hutan	60.00	12.00	60.00	10.00	60.00	6.00	60.00	60.00	12.00	60.00	20.00
Geronggang	47.00	12.00	47.00	10.00	47.00	6.00	47.00	47.00	47.00	47.00	16.00
Gerutu	12.00	15.00	17.00	10.00	12.00	6.00	12.00	12.00	12.00	12.00	17.00
Hujan-Hujan	14.00	11.00	14.00	10.00	14.00	6.00	14.00	14.00	14.00	14.00	14.00
Jelutong	51.00	18.00	51.00	16.00	51.00	14.00	51.00	51.00	51.00	51.00	24.00
Kedondong	55.00	12.00	36.00	10.00	55.00	6.00	32.50	55.00	55.00	55.00	20.00
Kembang Semangkok	62.00	12.00	41.00	10.00	62.00	6.00	62.00	62.00	62.00	62.00	20.00
Kungkur	43.00	12.00	43.00	10.00	43.00	6.00	43.00	43.00	43.00	43.00	16.00
Macang	15.00	12.00	17.00	10.00	15.00	6.00	15.00	15.00	15.00	15.00	17.00
Mahogany	89.00	23.00	89.00	15.00	89.00	6.00	89.00	89.00	89.00	89.00	25.00
Medang	12.00	12.00	16.00	10.00	12.00	6.00	11.50	12.00	12.00	12.00	24.00
Melantai	16.00	18.00	18.00	10.00	16.00	16.00	16.00	16.00	16.00	16.00	24.00
Melunak	12.00	12.00	17.00	10.00	12.00	6.00	12.00	12.00	12.00	12.00	17.00
Mempisang	12.00	11.00	13.00	10.00	12.00	6.00	12.00	12.00	12.00	12.00	24.00

Kumpulan Kayu-Kayan Timber Group	Johor	Kedah	Kelantan	Melaka	Negeri Sembilan	Pahang	Perak	Perlis	Pulau Pinang	Selangor	Terengganu
Meranti Bakau	57.00	15.00	57.00	12.00	57.00	16.00	57.00	57.00	57.00	57.00	24.00
Meranti Merah Tua	57.00	23.00	38.00	18.00	57.00	16.00	38.50	57.00	57.00	57.00	30.00
Meranti Merah Muda	48.00	23.00	32.00	16.00	48.00	16.00	32.00	48.00	48.00	48.00	30.00
Meranti Putih	28.00	18.00	28.00	12.00	28.00	13.00	28.00	28.00	28.00	28.00	24.00
Meranti Kuning	34.00	15.00	23.00	12.00	34.00	8.00	34.00	34.00	34.00	34.00	24.00
Merawan	14.00	18.00	23.00	12.00	14.00	6.00	14.00	14.00	14.00	14.00	18.00
Mersawa	45.00	18.00	23.00	12.00	45.00	11.00	28.50	45.00	45.00	45.00	24.00
Nyatoh	40.00	15.00	26.00	12.00	40.00	11.00	26.00	40.00	40.00	40.00	24.00
Penarahan	48.00	11.00	48.00	10.00	48.00	6.00	48.00	48.00	48.00	48.00	16.00
Pulai	14.00	11.00	14.00	10.00	14.00	6.00	14.00	14.00	14.00	14.00	16.00
Ramin	88.00	18.00	88.00	16.00	88.00	11.00	88.00	88.00	88.00	88.00	24.00
Sena	14.00	15.00	14.00	10.00	14.00	6.00	14.00	14.00	14.00	14.00	14.00
Sepetir	24.00	15.00	24.00	12.00	24.00	11.00	24.00	24.00	24.00	24.00	20.00
Sesendok	54.00	12.00	54.00	10.00	54.00	6.00	54.00	54.00	54.00	54.00	16.00
Terap	14.00	11.00	14.00	10.00	14.00	6.00	14.00	14.00	14.00	14.00	14.00
Terentang	14.00	12.00	14.00	10.00	14.00	6.00	14.00	14.00	14.00	14.00	14.00
Yemane	14.00	11.00	14.00	10.00	12.00	6.00	14.00	14.00	14.00	14.00	14.00
Lain-lain Others	12.00	11.00	12.00	8.00	12.00	6.00	12.00	12.00	12.00	12.00	17.00
Kayu Lembut / Softwood											
Araucaria	89.00	30.00	89.00	20.00	89.00	6.00	89.00	89.00	89.00	89.00	30.00
Damar Minyak	89.00	30.00	89.00	25.00	89.00	19.00	89.00	89.00	89.00	89.00	30.00
Pine	43.00	18.00	43.00	15.00	43.00	6.00	43.00	43.00	43.00	43.00	20.00

Nota / Note:

Kadar royalti kayu balak bagi negeri Kelantan merujuk kepada kayu bulat 45cm berdasarkan Kaedah-kaedah Hutan Pindaan 2016

Royalty rates of logs for Kelantan refers to logs 45cm based on the State Forest Rules (Amendment) 2016

12.2

KADAR PREMIUM PENGUSAHASILAN HUTAN MENGIKUT NEGERI, 2016
FOREST HARVESTING PREMIUM RATES BY STATE, 2016

Negeri State	Jenis Kawasan Type of Area		Kadar Premium Premium Rates	
Johor	a.	Hutan Simpanan Kekal (Darat) / Tanah Kerajaan (Darat) / Hutan Paya Gambut <i>Permanent Reserved Forest (Inland) / State Land (Inland) / Peat Swamp Forest</i>	i. Hutan Dara / Hutan Terpulih <i>Virgin Forest / Regenerated Forest</i>	Berdasarkan harga tender <i>Based on tender price</i> Nilaian Jabatan / Valued by the Department
			ii. Hutan Dibalak <i>Logged-over Forest</i>	Berdasarkan harga tender <i>Based on tender price</i> Nilaian Jabatan / Valued by the Department
	b.	Hutan Simpanan Kekal (Darat) / Tanah Kerajaan (Darat) <i>Permanent Reserved Forest (Inland) / State Land (Inland)</i>	i. Kayu Jaras dan Kayu Arang <i>Poles and Charcoal</i>	200% royalti / <i>royalty</i>
			ii. Kayu Api <i>Firewood</i>	50% royalti / <i>royalty</i>
			ii. Hutan Darat <i>Inland Forest</i>	i. Kayu Jaras dan Kayu Api <i>Poles and Firewood</i>
Kedah	a.	Hutan Simpanan Kekal (Darat) <i>Permanent Reserved Forest (Inland)</i>	i. Hutan Dara / Hutan Terpulih <i>Virgin Forest / Regenerated Forest</i>	RM 10,000.00/ha
			ii. Hutan Dibalak <i>Logged-over Forest</i>	RM 8,000.00/ha
	b.	Tanah Kerajaan (Darat) - semua jenis <i>State Land (Inland) - all types</i>		RM 6,000.00/ha
	c.	Hutan Paya Laut (semua jenis) <i>Mangrove Forests (all types)</i>		RM 1,000.00/ha
Kelantan	a.	Hutan Simpanan Kekal (Darat) <i>Permanent Reserved Forest (Inland)</i>	i. Hutan Dara <i>Virgin Forest</i>	RM 1,500.00/ha
			ii. Hutan Dibalak <i>Logged-over Forest</i>	RM 1,500.00/ha
	b.	Tanah Kerajaan (Darat) <i>State Land (Inland)</i>	i. Hutan Dara <i>Virgin Forest</i>	RM 1,000.00/ha
			ii. Hutan Dibalak <i>Logged-over Forest</i>	RM 1,000.00/ha
	c.	Hutan Paya Gambut <i>Peat Swamp Forest</i>	i. Hutan Dara <i>Virgin Forest</i>	RM 1,500.00/ha
			ii. Hutan Dibalak <i>Logged-over Forest</i>	RM 1,500.00/ha
	d.	Hutan Paya Laut <i>Mangrove Forest</i>	i. Hutan Dara <i>Virgin Forest</i>	RM 750.00/ha
			ii. Hutan Dibalak <i>Logged-over Forest</i>	RM 750.00/ha

Negeri State	Jenis Kawasan Type of Area		Kadar Premium Premium Rates	
Melaka	a.	Hutan Simpanan Kekal (Darat) <i>Permanent Reserved Forest (Inland)</i>	i. Hutan Dara / Hutan Terpulih <i>Virgin Forest / Regenerated Forest</i>	RM 1,250.00/ha
			ii. Hutan Dibalak <i>Logged-over Forest</i>	RM 1,000.00/ha
	b.	Hutan Tanah Kerajaan (Darat) <i>State Land (Inland)</i>	i. Hutan Dara <i>Virgin Forest</i>	RM 1,250.00/ha
			ii. Hutan Dibalak <i>Logged-over Forest</i>	RM 1,000.00/ha
	c.	Hutan Paya Gambut (semua jenis) <i>Peat Swamp Forest (all types)</i>		RM 500.00/ha
	Premium Pembalakan / <i>Logging Premium</i>			
Negeri Sembilan	a.	Hutan Simpanan Kekal (Darat) <i>Permanent Reserved Forest (Inland)</i>	i. Hutan Dara / Hutan Terpulih <i>Virgin Forest / Regenerated Forest</i>	RM 750.00/ha
			ii. Hutan Dibalak <i>Logged-over Forest</i>	RM 500.00/ha
	b.	Hutan Tanah Kerajaan (Darat) <i>State Land (Inland)</i>	i. Hutan Dara / Hutan Terpulih <i>Virgin Forest / Regenerated Forest</i>	RM 750.00/ha
			ii. Hutan Dibalak <i>Logged-over Forest</i>	RM 500.00/ha
	c.	Hutan Paya Laut (semua jenis) <i>Mangrove Forest (all types)</i>		RM 250.00/ha
	Pahang	a.	Kawasan Perjanjian Jangka Panjang <i>Long Term Agreement Areas</i>	i. Hutan Dara <i>Virgin Forest</i>
ii. Hutan Dibalak / <i>Logged-over Forest</i>				Nilaian Jabatan / <i>Valued by the Department</i>
b.		Kawasan pemberian / kelulusan khas <i>Awarded areas / special approval</i>		Nilaian Jabatan / <i>Valued by the Department</i>
c.		Kawasan tender <i>Tendered areas</i>		Berdasarkan harga tender / <i>Based on tender price</i>
d.		Kawasan sudah bebas <i>Forest clearance areas</i>	i. Berlesen <i>Licensed</i>	Nilaian Jabatan / <i>Valued by the Department</i>
			ii. Lesen kecil	100% royalti/ <i>royalty</i>
e.		Kawasan-kawasan lain <i>Other areas</i>	i. Bakau <i>Mangrove</i>	RM 125.00/ha
			ii. Jaras <i>Poles</i>	RM 60.00/ha
			iii. Kayu Api <i>Fuelwood</i>	RM 7.50/ha
			iv. Kayu Getah <i>Hevea Logs</i>	RM 10.00/ha
			v. Terentang / <i>Camposperma sp.</i>	Nilaian Jabatan / <i>Valued by the Department</i>
			vi. Lain-lain <i>Others</i>	RM 50.00/ha

Negeri State	Jenis Kawasan Type of Area		Kadar Premium Premium Rates
Perak	Premium Pembalakan / Logging Premium		
	a.	Hutan Simpanan Kekal (Darat) Permanent Reserved Forest (Inland)	i. Hutan Dara / Hutan Terpulih Virgin Forest / Regenerated Forest RM 1,500.00/ha ii. Hutan Dibalak / Logged-over Forest RM 700.00/ha setahun iii. Ladang Hutan / Forest Plantation Nilai Stumpage / Stumpage Value
	b.	Hutan Tanah Kerajaan (Darat) State Land (Inland)	i. Hutan Dara / Virgin Forest RM 1,000.00/ha setahun ii. Hutan Dibalak / Logged-over Forest RM 500.00/ha setahun
	c.	Hutan Paya Gambut Peat Swamp Forest	i. Hutan Dara / Hutan Terpulih Virgin Forest / Regenerated Forest RM 1,200.00/ha setahun ii. Hutan Dibalak / Logged-over Forest RM 600.00/ha setahun
	d.	Hutan Paya Laut Mangrove Forest	i. Kayu Arang (basah) / Charcoal (wet) RM 5.00/ton / tonne ii. Kayu Api (basah) / Fuelwood (wet) RM 2.50/ton / tonne iii. Kayu Jaras / Poles RM 25.00/ha
	a.	Hutan Simpanan Kekal (Darat) Permanent Reserved Forest (Inland)	RM 500/ha
	b.	Hutan dibalok Logged-over Forests	RM 250/ha
	c.	Kawasan tender Tendered areas	Berdasarkan harga tender Based on tender price
	d.	Kawasan sudah bebas Forest clearance areas	i. Secara berlesen Licenced Nilai Jabatan Valued by the Department ii. Secara lesen kecil Minor licence 100% kadar royalti royalty rate
	e.	Lain-lain Others	i. Bakau Mangrove RM 70/ha ii. Jaras Poles RM 30/ha iii. Kayu Api Fuelwood RM 10/ha iv. Kayu Getah Hevea Logs RM 30/ha v. Teja Cinnamomum iners RM 20/ha vi. Lain-lain Others RM 30/ha

Negeri State	Jenis Kawasan Type of Area		Kadar Premium Premium Rates		
Pulau Pinang	a.	Hutan Simpanan Kekal (Darat) <i>Permanent Reserved Forest (Inland)</i>	i. Hutan Dara <i>Virgin Forest</i>	Berdasarkan harga tender <i>Based on tender price</i>	
			ii. Hutan Dibalak <i>Logged-over Forest</i>	Berdasarkan harga tender <i>Based on tender price</i>	
	b.	Hutan Tanah Kerajaan (Darat) <i>State Land (Inland)</i>	i. Hutan Dara <i>Virgin Forest</i>	RM 1,000.00/ha setahun	
			ii. Hutan Dibalak <i>Logged-over Forest</i>	RM 500.00/ha setahun	
	c.	Hutan Paya Gambut <i>Peat Swamp Forest</i>	i. Hutan Dara <i>Virgin Forest</i>	RM 500.00/ha setahun	
			ii. Hutan Dibalak <i>Logged-over Forest</i>	RM 350.00/ha setahun	
	d.	Hutan Paya Laut (semua jenis) <i>Mangrove Forest (all types)</i>		RM 150.00/ha setahun	
	Selangor	a.	Hutan Simpanan Kekal (Darat) <i>Permanent Reserved Forest (Inland)</i>	i. Hutan Dara <i>Virgin Forest</i>	RM 3,000/ha
ii. Hutan Terpulih <i>Regenerated Forest</i>				RM 2,500/ha	
iii. Hutan Dibalak <i>Logged-over Forest</i>				RM 2,000/ha	
iv. Ladang Hutan <i>Forest Plantation</i>				Berasaskan Nilai <i>Stumpage</i> <i>Based on Stumpage Value</i>	
ii.		Hutan Paya Gambut <i>Peat Swamp Forest</i>	i. Hutan Dara <i>Virgin Forest</i>	RM 1,000/ha	
			ii. Hutan Dibalak <i>Logged-over Forest</i>	RM 500/ha	
iii.		Hutan Paya Laut <i>Mangrove Forest</i>	i. Hutan Dara <i>Virgin Forest</i>	RM 400/ha	
			ii. Hutan Dibalak <i>Logged-over Forest</i>	RM 200/ha	
b.		Hutan Tanah Kerajaan (Darat) <i>State Land (Inland)</i>	i. Hutan Darat <i>Inland Forest</i>	i. Hutan Dara <i>Virgin Forest</i>	RM 3,000/ha
				ii. Hutan Dibalak <i>Logged-over Forest</i>	RM 500 - RM 1,000/ha
			ii. Hutan Paya Laut <i>Mangrove Forest</i>		RM 200/ha

Negeri State	Jenis Kawasan Type of Area		Kadar Premium Premium Rates	
Terengganu	a.	Hutan Simpanan Kekal (Darat) <i>Permanent Reserved Forest (Inland)</i>	i. Hutan Dara <i>Virgin Forest</i>	RM 3,700.00/ha
			ii. Hutan Dibalak <i>Logged-over Forest</i>	RM 3,700.00/ha
	b.	Hutan Tanah Kerajaan (Darat) <i>State Land (Inland)</i>	i. Hutan Dara <i>Virgin Forest</i>	Tiga (3) kali cukai + Satu (1) ses <i>Three (3) times tax + One (1) cess</i>
			ii. Hutan Dibalak <i>Logged-over Forest</i>	Tiga (3) kali cukai + Satu (1) ses <i>Three (3) times tax + One (1) cess</i>
	c.	Hutan Paya Gambut <i>Peat Swamp Forest</i>	i. Hutan Dara <i>Virgin Forest</i>	RM 750.00/ha
			ii. Hutan Dibalak <i>Logged-over Forest</i>	RM 500.00/ha
	d.	Hutan Paya Laut <i>Mangrove Forest</i>	i. Hutan Dara <i>Virgin Forest</i>	RM 500.00/ha
			ii. Hutan Dibalak <i>Logged-over Forest</i>	RM 250.00/ha
	e.	Premium untuk menyambung lesen <i>Premium for continuing licence</i>		Premium pembalakan 100% dikenakan pada baki keluasan kawasan usahasil bagi Hutan Simpanan Kekal <i>Harvesting premium was charged 100% from the balance of area harvested for Permanent Reserved Forest</i>

12.3

KADAR SES PEMBANGUNAN HUTAN MENGIKUT NEGERI, 2007-2016

FOREST DEVELOPMENT CESS RATES BY STATE, 2007-2016
(RM/m³)

Negeri State	2007	2008	2009	2010	2011	2012	2013	2014	2015	2016
Johor	10.00	10.00	10.00	10.00	10.00	10.00	10.00	30.00	30.00	30.00
Kedah	10.00	10.00	10.00	10.00	10.00	10.00	10.00	10.00	10.00	10.00
Kelantan	10.00	10.00	10.00	10.00	10.00	10.00	10.00	30.00	20.00	20.00
Melaka	10.00	10.00	10.00	10.00	10.00	10.00	10.00	10.00	10.00	30.00
Negeri Sembilan	10.00	10.00	10.00	10.00	10.00	10.00	10.00	30.00	30.00	10.00
Pahang	10.00	10.00	10.00	10.00	10.00	10.00	10.00	10.00	10.00	10.00
Perak	10.00	10.00	10.00	10.00	10.00	10.00	10.00	20.00	20.00	20.00
Perlis	10.00	10.00	10.00	10.00	10.00	10.00	10.00	10.00	30.00	30.00
Pulau Pinang	10.00	10.00	10.00	10.00	10.00	10.00	10.00	10.00	30.00	30.00
Selangor	10.00	10.00	10.00	10.00	10.00	10.00	10.00	10.00	10.00	10.00
Terengganu	7.50	7.50	7.50	7.50	7.50	10.00	10.00	10.00	10.00	10.00
WPKL	-	-	-	-	-	-	-	-	-	-

Nota / Note:

* : Kadar ses pembangunan hutan dinaikkan bagi negeri Johor (mulai 1 Oktober 2014), Melaka (mulai 17 Februari 2016), Perak (mulai 1 Julai 2014), Perlis (mulai Jun 2015), Pulau Pinang (mulai 1 Ogos 2015), manakala Kelantan dan Negeri Sembilan menurun (masing-masing mulai 2 Februari 2015 dan Januari 2016).
Forest development cess rates were increased for Johor (beginning 1st October 2014), Melaka (beginning 17th February 2016), Perak (beginning 1st Julai 2014), Perlis (beginning June 2015), Pulau Pinang (beginning 1st August 2015), while Kelantan and Negeri Sembilan decreased (beginning 2nd February 2015 and January 2016 respectively)

12.4

KADAR ROYALTI KAYU JARAS, KAYU API DAN KAYU ARANG MENGIKUT NEGERI, 2016
 ROYALTY RATES FOR POLES, FUELWOOD AND CHARCOAL BY STATE, 2016

		Johor	Kedah	Kelantan	Melaka	Negeri Sembilan	Pahang	Perak	Perlis	Pulau Pinang	Selangor	Terengganu
Kayu Jaras (sebarang jenis) / Poles (any species) (RM sebatang / pole)												
Lilitan 60-90cm dipangkal												
<i>Girth at the base 60-90cm</i>												
A.	a. <2m panjang / length	-	-	-	0.30	-	-	1.00	0.30	0.30	0.50	-
	b. 2m-5m panjang / length	-	-	-	0.60	-	-	2.00	0.60	0.60	1.00	-
	c. >5m panjang / length	-	-	-	1.00	-	-	4.00	1.00	1.00	2.00	-
Lilitan 30-60cm dipangkal												
<i>Girth 30-60cm at the base</i>												
B.	a. <2m panjang / length	-	-	-	0.20	-	-	0.50	0.30	0.20	0.30	-
	b. 2m-5m panjang / length	-	-	-	0.40	-	-	1.00	0.40	0.40	0.50	-
	c. >5m panjang / length	-	-	-	0.60	-	-	2.00	0.70	0.60	1.00	-
Perepang 20-30cm dipangkal												
<i>Girth 20-30cm at the base</i>												
			(u)									
C.	a. <2m panjang / length	0.30	-	-	-	1.00	-	-	-	-	-	-
	b. 2m-5m panjang / length	0.50	3.00*	-	-	-	-	-	-	-	-	-
	c. >2m panjang / length	-	-	-	-	3.00-15.00*	-	-	-	-	-	-
	d. >5m panjang / length	0.80	5.00	-	-	3.00-15.00*	-	-	-	-	-	-
Lilitan 10-30cm dipangkal												
<i>Girth 10-30cm at the base</i>												
D.	a. <2m panjang / length	-	3.00	-	0.15	-	-	0.50	0.15	0.30	0.20	-
	b. >2m panjang / length	-	3.00	-	0.30	-	-	0.70	-	-	0.50	-
	c. 2m-5m panjang / length	-	3.00	-	-	-	-	-	0.25	0.60	-	-
	d. >5m panjang / length	-	5.00	-	-	-	-	-	0.40	-	-	-

		Johor	Kedah	Kelantan	Melaka	Negeri Sembilan	Pahang	Perak	Perlis	Pulau Pinang	Selangor	Terengganu
Perepang 10-20cm dipangkal												
<i>Girth 10-20cm at the base</i>												
E.	a. <2m panjang / <i>length</i>	0.15	-	-	-	0.40	-	-	-	-	-	-
	b. 2m-5m panjang / <i>length</i>	0.25	-	-	-	0.80	-	-	-	-	-	-
	c. >5m panjang / <i>length</i>	0.50	-	-	-	1.00	-	-	-	-	-	-
F.	Lilitan <10cm dipangkal (semua ukuran)	0.10	-	-	0.20	-	-	0.30	0.05	0.20	0.10	-
	<i>Girth <10cm at the base (all length)</i>											
Perepang 5-10cm dipangkal												
<i>Girth 5-10cm at the base</i>												
G.	a. <2m panjang / <i>length</i>	-	-	-	-	0.20	-	-	-	-	-	-
	b. 2m-5m panjang / <i>length</i>	-	-	-	-	0.30	-	-	-	-	-	-
	c. >5m panjang / <i>length</i>	-	-	-	-	0.40	0.05	-	-	-	-	-
Perepang / <i>Girth</i>												
H.	a. 15-30cm dipangkal / <i>at the base</i>	-	-	4.00	-	-	0.40	-	-	-	-	-
	b. <15cm dipangkal / <i><15cm at the base</i>	-	(v)	2.00	-	-	-	-	-	-	-	-
	c. <5cm dipangkal / <i><5cm at the base</i>	-	-	-	-	0.20	0.05	-	-	-	-	-
	d. <30cm dipangkal / <i><30cm at the base</i>	-	-	-	-	-	-	-	-	-	-	3.00
Kayu Jaras (Bakau sahaja) <i>Poles (Rhizophora species only)</i>												
				(z)				(y)				
A.	Lilitan 60-90cm dipangkal	-	4.50	5.00	-	-	-	9.00	-	-	-	-
	<i>Girth 60-90cm at the base</i>											
B.	Lilitan 30-60cm dipangkal	-	3.00	4.00	-	-	-	9.00	-	-	-	-
	<i>Girth 30-60cm at the base</i>											

		Johor	Kedah	Kelantan	Melaka	Negeri Sembilan	Pahang	Perak	Perlis	Pulau Pinang	Selangor	Terengganu	
C.	Lilitan 10-30cm dipangkal	-	2.00	3.00	-	-	-	4.00	-	-	-	-	
	<i>Girth 10-30cm at the base</i>												
D.	Lilitan <10cm dipangkal	-	0.05	1.00	-	-	-	0.05 (z)	-	-	-	-	
	<i>Girth <10cm at the base</i>												
Kayu Jaras (Bakau sahaja)													
<i>Poles (Rhizophora species only)</i>													
A.	Perepang > 20cm / Diameter >20cm							(z)					
	a. <2m panjang / length	0.30	-	-	-	-	0.20	-	-	-	-	-	
	b. 2m-5m panjang / length	0.50	-	-	-	-	0.40	-	-	-	-	-	
	c. >5m panjang / length	0.80	-	-	-	-	0.70	-	-	-	-	-	
B.	Perepang 10-20cm / Diameter 10-20cm												
	a. <2m panjang / length	0.15	-	-	-	-	0.10	-	-	-	-	-	
	b. 2m-5m panjang / length	0.25	-	-	-	-	0.20	-	-	-	-	-	
	c. >5m panjang / length	0.50	-	-	-	-	0.40	-	-	-	-	-	
C.	Perepang 3-10cm / Diameter 3-10cm												
	a. <2m panjang / length	0.10	-	-	-	-	0.08	-	-	-	-	-	
	b. >2m panjang / length	0.15	-	-	-	-	0.12	-	-	-	-	-	
D.	Perepang <3cm / Diameter <3cm	0.05	-	-	-	-	0.02	-	-	-	-	-	
E.	Perepang > 30cm dipangkal <i>Diameter > 30cm at the base</i>	-	-	-	-	-	-	-	-	-	-	4.00	
F.	Perepang < 30cm dipangkal <i>Diameter < 30cm at the base</i>	-	-	-	-	-	-	-	-	-	-	3.00	
G.	Kayu Pagar 2m (belah / bulat)	-	-	-	-	-	0.03	-	-	-	-	-	
	<i>Fencing Pole 2m (split / round)</i>												

		Johor	Kedah	Kelantan	Melaka	Negeri Sembilan	Pahang	Perak	Perlis	Pulau Pinang	Selangor	Terengganu
Kayu Api / Fuelwood												
			(x)	(x)	(x)	(x)		(x)	(x)	(x)		(x)
A.	Bakau / Mangrove (RM / 1000kg)	1.20	4.00	5.00	2.50	2.50	1.00	5.00	2.50	2.50	3.00	5.00
B.	Kayu Getah / Rubberwood (RM / 1000kg)	0.60	0.50	-	0.35	0.35		0.35	0.35	0.35	4.00	0.35
C.	Lain-lain / Others (RM / m ³)	0.70	2.50	5.00	1.50	1.50	0.30	4.00	1.50	1.50	2.00	2.00
D.	Tunggul Pokok (RM / m ³) Tree Stump	1.00	-	-	-	-	-	-	-	-	-	-
Kayu Arang / Charcoal												
Bakau / Mangrove												
A.	a. Pukal / In bulk (1000kg)	5.00	8.00	10.00	7.00	7.00	3.30	34.22	6.00	5.00	10.00	50.00
	b. Dalam guni / In sacks (<50kg)	0.20	0.50	1.00	0.50	0.50	0.16	0.50	0.30	0.30	0.50	5.00
Kayu Getah / Hevea Logs												
B.	a. Pukal / In bulk (1000kg)	5.00	8.00	-	6.00	6.00	3.30	5.00	5.00	5.00	10.00	4.00
	b. Dalam guni / In sacks (<50kg)	0.20	0.50	-	0.30	0.30	0.16	0.30	0.30	0.30	0.50	0.20
Lain-lain / Others												
C.	a. Pukal / In bulk (1000kg)	2.50	6.00	5.00	6.00	6.00	3.30	5.00	5.00	4.00	10.00	40.00
	b. Dalam guni / In sacks (<50kg)	0.20	0.30	0.50	0.30	0.30	0.16	0.30	0.30	0.20	0.50	2.00

Nota / Note:

- (u) : Perepang 15-30cm dipangkal
: * <5m panjang / length
- (v) : <5m panjang : RM1.00
: ≥ 5m panjang : RM2.00
- (w) : 10% harga pasaran / ad valorem
- (x) : RM / m³
- (y) : RM / 30m panjang lari / running length
- (z) : RM / keratan / cutting
- * : kadar royalti mengikut spesies / royalty rates based on species

12.5

KADAR* ROYALTI BULUH MENGIKUT NEGERI, 2016

ROYALTY RATES* FOR BAMBOO BY STATE, 2016
(RM)

Panjang Length	Johor	Kedah	Kelantan	Melaka	Negeri Sembilan	Pahang	Perak	Perlis	Pulau Pinang	Selangor	Terengganu
< 2 meter / metres	1.50	1.00	10.00	2.00	2.00	1.00	2.00	2.00	2.00	5.00	10.00
> 2 meter / metres	3.00	2.00	20.00	5.00	5.00	-	7.00	5.00	5.00	-	20.00
2 - 5 meter / metres	-	-	-	-	-	2.00	-	-	-	10.00	-
4 - 6 meter / metres	-	-	-	-	-	-	-	-	-	15.00	-
5 - 10 meter / metres	-	-	-	-	-	5.00	-	-	-	-	-
> 6 meter / metres	-	-	-	-	-	-	-	-	-	20.00	-
> 10 meter / metres	-	-	-	-	-	10.00	-	-	-	-	-
Kadar bagi setiap orang / bulan Rates per person / month	-	-	-	-	-	-	-	-	-	15.00	-

Nota / Note:

Untuk 100 batang / For 100 pieces

* : Merujuk kepada Kaedah-kaedah Hutan Negeri / Refer to State Forest Rules

12.6

KADAR ROYALTI ROTAN MENGIKUT NEGERI, 2016
ROYALTY RATES FOR RATTAN BY STATE, 2016
 (RM)

Klasifikasi <i>Classification</i>	Johor	Kedah	Kelantan	Melaka	Negeri Sembilan	Pahang	Perak	Perlis	Pulau Pinang	Selangor	Terengganu
Manau (bulat / round)											
1000 potong / <i>pieces</i> (< 2.5m sepotong / <i>per piece</i>)	-	-	-	-	-	-	*20%	-	-	-	-
100 potong / <i>pieces</i> (< 2.5m sepotong / <i>per piece</i>)	-	-	-	-	-	-	*20%	-	-	9.00	-
100 meter lari / <i>100 running metres</i>	-	-	-	-	-	-	*20%	33.00	-	2.00	-
100 m panjang / <i>length</i>	-	-	-	-	-	-	*20%	-	15.00(/)	-	-
sepotong / <i>per piece</i> (< 3m)	1.00	2.00	1.00	0.10	0.10	0.20	*20%	-	-	-	1.00
sepotong / <i>per piece</i> (> 3m)	-	1.00	2.00	0.20	0.20	-	*20%	-	-	-	2.00
Sega											
1000kg (bulat / <i>round</i>)	50.00	75.00	-	50.00	50.00	-	*20%	120.00	165.00	50.00	-
1000kg (belah / <i>split</i>)	100.00	113.00	-	-	-	-	*20%	240.00	-	-	-
100 potong / <i>pieces</i> (< 7m sepotong / <i>per piece</i>)	-	-	-	-	-	-	-	-	-	-	-
100 potong / <i>pieces</i> (< 7.5m sepotong / <i>per piece</i>)	-	113.00	10.00	-	-	-	*20%	-	-	-	50.00
100m (sebahagiannya / <i>or part thereof</i>) - bulat / <i>round</i>	-	-	-	-	-	0.10	*20%	-	-	-	-
100m (sebahagiannya / <i>or part thereof</i>) - belah / <i>split</i>	-	-	-	-	-	0.20	*20%	-	-	-	-
Tanah (bulat / round)											
1000kg	40.00	75.00	-	50.00	50.00	-	-	50.00	135.00	50.00	-

Klasifikasi <i>Classification</i>	Johor	Kedah	Kelantan	Melaka	Negeri Sembilan	Pahang	Perak	Perlis	Pulau Pinang	Selangor	Terengganu
100 potong / <i>pieces</i> (< 7.5m sepotong / <i>per piece</i>)	-	-	10.00	-	-	-	*10%	-	-	-	-
100 potong / <i>pieces</i> (> 7.5m sepotong / <i>per piece</i>)	-	-	-	-	-	-	*10%	-	-	-	-
100 batang / <i>pieces</i> (< 7.5m panjang / <i>per piece</i>)	-	-	-	-	-	-	-	-	-	-	10.00
100m (sebahagiannya / <i>or part thereof</i>) - bulat / <i>round</i>	-	-	-	-	-	0.10	*10%	-	-	-	-
100m (sebahagiannya / <i>or part thereof</i>) - belah / <i>split</i>	-	-	-	-	-	0.20	*10%	-	-	-	-
Tunggal											
1000kg (bulat / <i>round</i>)	40.00	-	-	55.00	55.00	-	*10%	60.00	132.00	100.00	-
1000kg (belah / <i>split</i>)	80.00	113.00	-	100.00	100.00	-	*10%	120.00	132.00	100.00	-
100 potong / <i>pieces</i> (< 7.5m sepotong / <i>piece</i>) - belah / <i>split</i>	-	-	10.00	-	-	-	*10%	-	-	-	-
100 potong / <i>pieces</i> (> 7.5m sepotong / <i>piece</i>) - bulat / <i>round</i>	-	-	-	-	-	-	*10%	-	-	-	-
100 batang / <i>pieces</i> (< 7.5m panjang / <i>piece</i>)	-	-	-	-	-	-	-	-	-	-	10.00
100m (sebahagiannya / <i>or part thereof</i>) - bulat / <i>round</i>	-	-	-	-	-	0.10	*10%	-	-	-	-
100m (sebahagiannya / <i>or part thereof</i>) - belah / <i>split</i>	-	-	-	-	-	0.20	*10%	-	-	-	-
Batu (bulat / <i>round</i>)											
1000kg	-	-	-	-	-	-	-	-	-	-	-
100m (sebahagiannya / <i>or part thereof</i>)	-	-	-	-	-	0.10	-	-	-	-	-

Klasifikasi <i>Classification</i>	Johor	Kedah	Kelantan	Melaka	Negeri Sembilan	Pahang	Perak	Perlis	Pulau Pinang	Selangor	Terengganu
Batu (belah / split)											
1000kg	80.00	113.00	-	100.00	100.00	-	*10%	120.00	-	-	-
100 potong / pieces (< 2.5m sepotong / per piece)	-	-	-	-	-	-	*10%	3.00	4.00	9.00	-
100 potong / pieces (< 7.5m sepotong / per piece)	-	-	10.00	-	-	-	*10%	-	-	-	10.00
100m (sebahagiannya / or part thereof)	-	-	-	-	-	0.20	*10%	-	-	2.00	-
Dahan (bulat / round)											
1000 potong / pieces (< 2.5m sepotong / per piece)	-	7.00	-	7.00	7.00	6.00	*10%	75.00	9.50	-	-
1000 potong / pieces (> 2.5m sepotong / per piece)	-	-	-	-	-	12.00	*10%	150.00	-	-	-
100 potong / pieces (< 2.5m sepotong / per piece)	-	-	-	-	-	-	*10%	-	-	9.00	-
100 potong / pieces (< 7.5m sepotong / per piece)	-	-	-	-	-	-	*10%	-	-	-	-
100 meter lari / 100 running metres	-	-	-	-	-	-	*10%	-	-	2.00	-
Sepotong / per piece (< 3m)	0.50	-	0.50	-	-	-	*10%	-	-	-	0.50
Semambu (ruas / internodes > 70 sm / cm)	1.00(/)	0.50	0.50(/)	0.50 (/)	0.50(/)	0.50 (/)	*10%	0.10 (/)	0.16(/)	1.00(/)	0.60(/)
Cincang											
1000 potong / pieces	-	-	-	15.00	-	-	*10%	-	-	-	-
ruas / internodes < 70 sm / cm (setiap / per 1000)	20.00	15.00	-	-	15.00	15.00	*10%	65.00	20.00	-	-

Klasifikasi <i>Classification</i>	Johor	Kedah	Kelantan	Melaka	Negeri Sembilan	Pahang	Perak	Perlis	Pulau Pinang	Selangor	Terengganu
ruas / internodes < 70 sm / cm (setiap / per 100)	-	-	10.00	-	-	-	*10%	-	-	20.00	-
ruas / internodes > 70 sm / cm (<3m panjang / piece)	-	-	-	-	-	-	-	-	-	-	10.00
Lain-Lain (bulat) / Others (round)											
1000kg	25.00	20.00	*10%	25.00	25.00	-	*10%	35.00	20.00	25.00	-
100 potong / pieces (< 7.5m sepotong / per piece)	-	-	*10%	-	-	-	*10%	1.50	-	-	10.00
100m (sebahagiannya / or part thereof)	-	-	*10%	-	-	0.10	*10%	-	-	-	-
Lain-Lain (belah) / Others (split)											
1000kg	40.00	40.00	*10%	50.00	50.00	-	*10%	70.00	117.00	50.00	-
100 batang / piece	-	-	-	-	-	-	-	-	-	-	10.00
100m (sebahagiannya / or part thereof)	-	-	*10%	-	-	0.20	*10%	-	-	-	-

Nota / Note:

Merujuk kepada Kaedah-kaedah Hutan Negeri / Refer to State Forest Rules

- : % harga pasaran / *ad valorem*

(/) : satu batang / *per pole*

KADAR BAYARAN LESEN DAN FEE BAGI INDUSTRI BERASAS KAYU MENGIKUT NEGERI, 2016

LICENCES AND FEES OF WOOD-BASED INDUSTRIES BY STATE, 2016
(RM)

Bayaran Berdaftar Registered Payments		Johor	Kedah	Kelantan	Melaka	Negeri Sembilan	Pahang	Perak	Perlis	Pulau Pinang	Selangor	Terengganu
Kilang Papan / Sawmill												
a.	Lesen / Licences (Kelas A / Class A)	300	1,000	1,000	500	500	2,000	500	500	500	1,000	1,000
	(Kelas B / Class B)	300					1,000					1,000
b.	Gergaji Belah / Breakdown Saw	150	200	300	100	100	100	100	200	100	200	200
c.	Gergaji Peracik - garis pusat takal >76cm, garis pusat kepingan gergaji >76cm atau boleh memotong >38cm <i>Ripsaw-pulley diameter >76cm, plate diameter >76cm or able to cut >38cm</i>	100	150	300	100	100	100	50	100	50	100	200
d.	Gergaji Belah - garis pusat takal <76 cm, garis pusat kepingan gergaji <26cm atau boleh memotong <38cm <i>Ripsaw-pulley diameter <76cm, plate diameter <76cm or able to cut <38cm</i>	50	150	200	50	50	50	50	100	30	60	-
e.	Lain-lain / Others	20	-	100	20	20	-	20	24	30	50	100
f.	Gergaji bergerak / Mudah alih <i>Mobile / Portable Saw</i>	200	-	-	200	200	50	20	150	200	500	-
Kilang Papan Lapis / Venir / Plywood / Veneer Mill												
a.	Lesen / Licence	300	1,000	1,500	1,000	1,000	3,000	500	500	1,000	1,000	1,500
b.	Bindu / Lathe	150	200	300	500	500	500	100	200	100	200	200
c.	Pelayang / Slicer	150	200	300	100	100	-	100	100	50	200	200
d.	Gergaji Gelong / Bandsaw (Resaw)	-	150	300	100	100	100	50	-	50	100	-
e.	Komposer Teras Papan Blok / Blockboard Core <i>Composer</i>	-	-	300	-	-	-	-	-	50	100	200
f.	Lain-lain / Others	20	-	100	20	20	-	20	-	20	50	100
Kilang Kerja Kayu / Perabot / Kayu Kumai Woodworking / Furniture / Moulding Mills												
a.	Lesen / Licence	150	(c)	250	100	100	200	200	100	100	(a)	200

Bayaran Berdaftar Registered Payments		Johor	Kedah	Kelantan	Melaka	Negeri Sembilan	Pahang	Perak	Perlis	Pulau Pinang	Selangor	Terengganu
	Mesin / Machine (setiap satu / each)											
	i. <10 kk/cc (<7.5kw)	50	-	40	20	20	10	20	100	10	20	-
	ii. 10 - 40 kk/cc (7.6-15kw)	50	-	60	20	20	10	20	100	20	40	-
b.	iii. >20 kk/cc (>15kw)	50	-	80	20	20	10	20	100	30	60	-
	iv. ≤20 kk/cc	-	-	-	-	-	-	-	-	-	-	100
	v. 21-40 kk/cc	-	-	-	-	-	-	-	-	-	-	200
	vi. ≥41 kk/cc	-	-	-	-	-	-	-	-	-	-	300
Tanur Pengering / Kiln-Drying Plant												
a.	Lesen / Licence	100	300	200	100	100	200	200	100	100	500	200
b.	Tanur / Kiln >70 m ³	50	-	100	50	50	-	20	50	50	100	100
c.	Tanur / Kiln <70 m ³	50	-	100	30	30	-	20	30	30	60	-
Loji Pengawetan / Preservation Plant												
a.	Lesen / Licence	100	300	200	100	100	200	200	100	100	500	200
b.	Loji / Plant >10 m ³	50	-	100	50	50	-	50	50	50	100	100
c.	Loji / Plant <10 m ³	50	-	100	30	30	-	50	20	30	60	-
Tanur Arang / Charcoal Kiln												
a.	Lesen / Licence	100	100	200	100	100	20	200	100	100	200	200
b.	Tanur / Kiln	20	50	100	25	25	-	20	20	25	50	50
Kilang Papan Blok / Blockboard Mill												
a.	Lesen / Licence	200	1,000	1,500	100	100	500	500	100	1,000	(b)	1,000
b.	Bindu / Lathe	100	200	300	500	500	200	100	200	100	50	200

Bayaran Berdaftar <i>Registered Payments</i>		Johor	Kedah	Kelantan	Melaka	Negeri Sembilan	Pahang	Perak	Perlis	Pulau Pinang	Selangor	Terengganu
c.	Gergaji takal - garis pusat takal >76cm, garis pusat kepingan gergaji >76cm atau boleh memotong >38cm <i>Ripsaw-pulley diameter >76cm, plate diameter >76cm or capable of making cut >38cm</i>	100	150	200	100	50	-	50	100	-	50	- +
d.	Lain-lain / <i>Others</i>	20	-	100	20	-	-	20	-	20	50	100
Loji Papan Serpai / <i>Chipboard Mill</i>												
a.	Lesen / <i>Licence</i>	100	1,000	1,000	100	100	2,000	200	100	500	1,000	1,000
b.	Penyepai / <i>Chipper</i>	100	-	300	-	-	-	20	-	50	200	200
c.	Mesin / <i>Machine</i> (setiap satu / <i>each</i>)	100	-	100	20	20	-	20	-	20	50	100
Loji Lain / <i>Other Plants</i>												
a.	Lesen / <i>Licence</i>	50	100	300	100	100	50	200	100	500	-	-
b.	Mesin / <i>Machine</i> (setiap satu / <i>each</i>)	20	30	100	20	20	-	20	10	20	-	-
Pengganti Lesen / Permit Yang Hilang <i>Replacement of License / Permit Lost</i>		100	100	500	100	100	100	100	100	(y)	(x)	500
Bayaran Memproses / <i>Processing Fees</i>												
a.	Beroperasi waktu malam / <i>Operating at night</i>	-	500	200	100	100	100	-	50	-	-	200 / bulan / <i>month</i>
b.	Tukar nama perusahaan / <i>Change of registered name</i>	-	1,000	200	100	100	200	-	100	-	-	-

Nota / *Note:*

- (a) : mulai tahun 2013, kadar lesen bagi kilang kerja kayu (RM200), dan kilang perabot/kumai (RM500)
: *beginning year 2013, licence fees for woodworking mills (RM200), and furniture/moulding mills (RM500)*
- (b) : kadar lesen bagi kilang papan blok ditetapkan mengikut kes tetapi tidak melebihi RM1,000
: *licence fees for blockboard mills depend on case by case but not more than RM1,000*
- (c) : kadar lesen bagi kilang Kilang Kerja Kayu (RM300), Perabot (RM300) dan Kayu Kumai (RM500)
: *licence fees for Woodworking (RM300), Furniture (RM300) and Moulding Mills (RM500)*
- (x) : 50% dari bayaran asal / *50% from initial payment*
- (y) : 10% dari lesen asal / *10% from original licence*

12.8

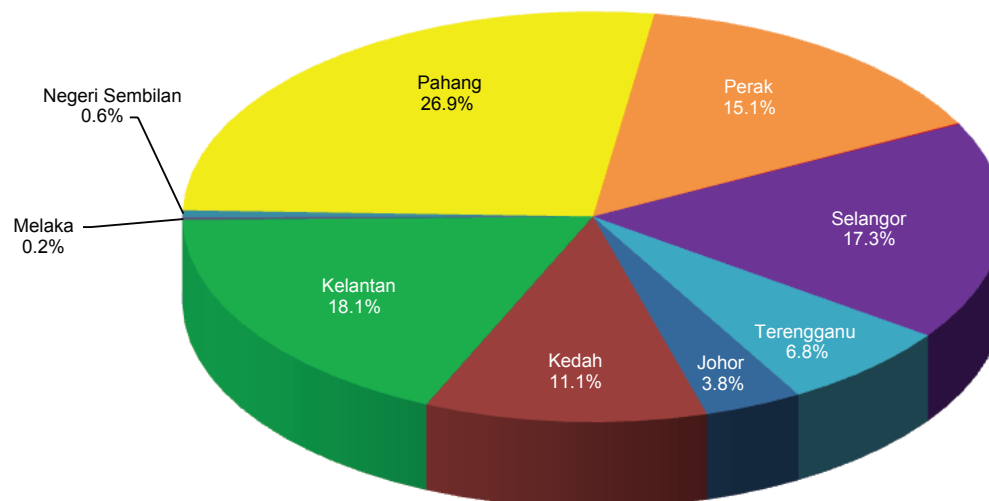
KUTIPAN HASIL HUTAN MENGIKUT NEGERI, 2016 FOREST REVENUE COLLECTED BY STATE, 2016 (RM)

Negeri State	Royalti / Royalty		Premium Premium	Ses Cess	Sumber Lain* Other Sources	Jumlah Total
	Kayu Balak Logs	Keluaran Hutan Lain Other Forest Products				
Johor	3,219,617	1,037,331	8,979,164	1,189,454	2,531,633	16,957,199
Kedah	7,160,266	23,647	33,156,654	4,136,532	4,414,130	48,891,229
Kelantan	21,650,402	-	41,340,942	16,571,786	-	79,563,130
Melaka	23,401	481,368	67,000	162,069	107,389	841,227
Negeri Sembilan	1,604,590	-	290,433	488,725	46,769	2,430,517
Pahang	24,576,775	4,141,032	67,272,830	22,254,320	76,342	118,321,299
Perak	14,219,606	5,068,076	17,956,030	9,806,336	19,252,331	66,302,379
Perlis	12,991	-	40,902	16,436	-	70,329
Pulau Pinang	-	-	-	-	247,615	247,615
Selangor	60,540	35,747,887	7,753,545	3,623,665	28,700,436	75,886,073
Terengganu	7,017,652	7,834	16,926,827	2,920,883	3,247,253	30,120,449
WPKL	-	-	-	-	-	-
Jumlah Total	79,545,840	46,507,175	193,784,327	61,170,206	58,623,898	439,631,446

Nota / Note:

* : termasuk bayaran kompaun dan gantirugi, jualan borang rasmi kerajaan dan dokumen tender dan bayaran fee
includes compound and compensation payments, sale of official government forms and tender documents and payment of fees

CARTA 29: KUTIPAN HASIL HUTAN MENGIKUT NEGERI, 2016
CHART 29: FOREST REVENUE COLLECTED BY STATE, 2016



12.9

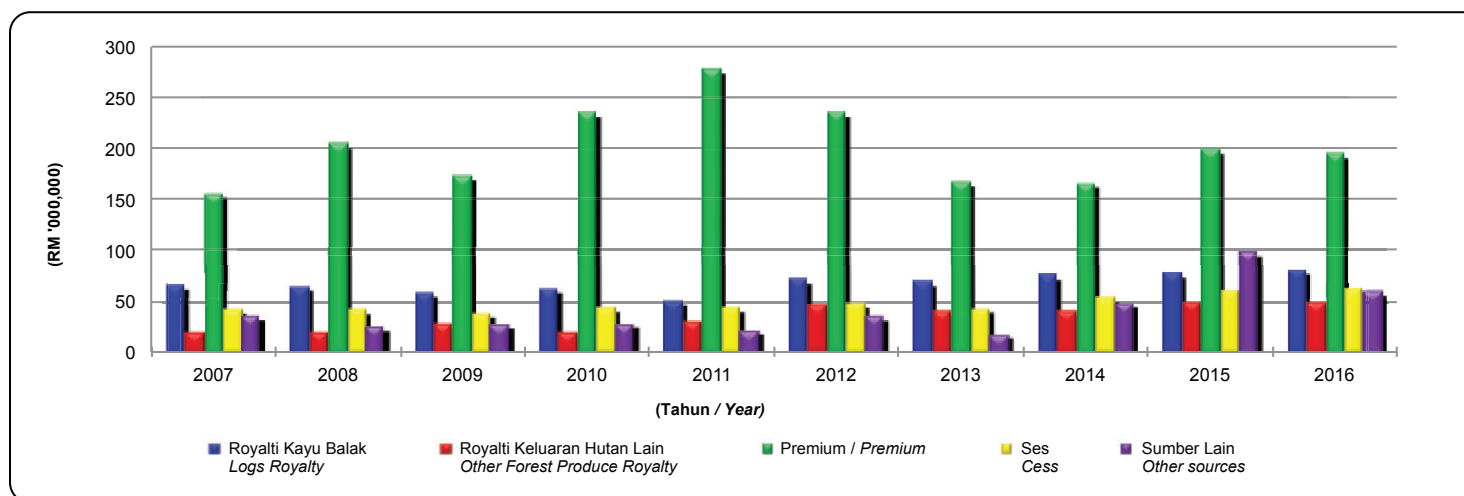
KUTIPAN HASIL HUTAN, 2007-2016 COLLECTION OF FOREST REVENUE, 2007-2016 (RM '000)

Tahun Year	Royalti / Royalty		Premium Premium	Ses Cess	Sumber Lain* Other Sources	Jumlah Total
	Kayu Balak Logs	Keluaran Hutan Lain Other Forest Produce				
2007	65,126	18,143	155,243	41,143	34,786	314,441
2008	63,707	19,136	203,691	40,387	24,388	351,309
2009	57,744	27,048	172,292	37,290	26,906	321,280
2010	61,413	19,690	234,023	42,515	27,632	385,273
2011	49,550	29,197	277,047	42,460	21,215	419,469
2012	70,518	45,197	234,119	46,833	34,097	430,764
2013	68,154	39,505	166,341	42,005	17,534	333,539
2014	74,378	38,608	165,231	52,773	47,360	378,350
2015	76,449	46,356	198,021	59,709	97,330	477,865
2016	79,546	46,507	193,784	61,170	58,624	439,631

Nota / Note:*

* : termasuk bayaran kompaun dan gantirugi, jualan borang rasmi kerajaan dan dokumen tender dan bayaran fee
includes compound and compensation payments, sale of official government forms and tender documents and payment of fees

CARTA 30: KUTIPAN HASIL HUTAN, 2007-2016
CHART 30: COLLECTION OF FOREST REVENUE, 2007-2016



12.10

KUTIPAN DAN PERBELANJAAN* SES PEMBANGUNAN HUTAN MENGIKUT NEGERI, 2007-2016

COLLECTION AND EXPENDITURE* OF FOREST DEVELOPMENT CESS BY STATE, 2007-2016

(RM '000)

Negeri State		2007	2008	2009	2010	2011	2012	2013	2014	2015	2016
Johor**	K	847	1,192	816	817	826	636	673	975	1,808	1,506
	P	1,103	1,112	1,446	204	726	1,042	184	622	376	2,558
Kedah	K	1,819	1,474	2,214	1,935	3,595	3,333	2,219	3,504	3,655	4,390
	P	881	111	2,184	2,008	1,325	472	834	1,081	2,111	2,191
Kelantan	K	13,891	13,726	12,244	12,273	11,030	10,925	10,197	11,304	15,505	15,912
	P	14,106	6,880	5,398	8,606	4,270	12,456	2,037	11,855	5,903	5,017
Melaka	K	20	38	118	143	116	163	125	158	155	162
	P	262	246	357	312	51	241	-	133	25	229
Negeri Sembilan	K	998	1,708	982	844	1,232	1,120	926	3,688	3,785	1,989
	P	1,604	913	696	1,384	1,505	2,726	2,754	2,610	2,575	3,015
Pahang	K	11,483	11,444	11,160	12,144	12,504	15,067	13,741	20,810	19,648	22,254
	P	18,713	17,707	10,043	10,522	13,768	11,338	12,849	6,101	19,648	17,121
Perak	K	7,758	7,114	6,094	6,503	7,446	7,442	6,633	8,187	9,808	11,135
	P	14,060	12,846	8,419	9,422	6,930	7,487	8,115	6,646	9,842	11,764
Perlis	K	1	1	4	3	2	4	4	12	21	-
	P	-	-	-	-	-	-	-	-	-	-
Pulau Pinang	K	15	8	2	3	10	3	1	-	-	-
	P	-	-	-	-	-	-	-	-	-	-
Selangor	K	751	1,184	973	1,110	2,074	2,138	2,326	2,758	3,805	3,624
	P	-	-	-	-	-	-	-	-	-	-
Terengganu	K	3,559	3,352	2,682	4,935	3,625	6,002	4,870	5,438	3,211	2,918
	P	2,634	3,255	4,487	3,235	3,279	4,950	5,655	7,051	4,281	5,173
WPKL	K	-	-	-	-	-	-	-	-	-	-
	P	-	-	-	-	-	-	-	-	-	-
Jumlah Total	K	41,142	41,241	37,289	40,710	42,460	46,833	41,715	56,834	61,402	63,891
	P	53,363	43,070	33,030	35,693	31,854	40,712	32,428	36,099	44,761	47,069

Nota / Note:

K : kutipan / collection

P : perbelanjaan / expenditure

* : termasuk sumbangan dari Kerajaan Negeri / includes contribution from the State Government

** : data terkumpul Januari - Oktober 2016 / data collected January - October 2016

Produk Kayu-Kayan Timber Products		Kadar Rates
A)	Kayu Balak / Logs (semua spesies kecuali batang kelapa <i>Cocos nucifera</i> / all species excluding coconut trunk of <i>Cocos nucifera</i>)	RM 5.00 per cubic metre or part thereof
B)	Kayu Balak / Logs (batang kelapa <i>Cocos Nucifera</i> / coconut trunk of <i>Cocos Nucifera</i>)	RM 50.00 per cubic metre or part thereof
C)	Kayu Gergaji / Sawn Timber (semua saiz Chengal, Damar Minyak, Nyatoh, Kembang Semangkok dan Balau Merah / all sizes of <i>Chengal</i> , <i>Damar Minyak</i> , <i>Nyatoh</i> , <i>Kembang Semangkok</i> and <i>Red Balau</i>)	(*) RM 255.00 per cubic metre or part thereof (KD / AD Sawntimber)
D)	Kayu Gergaji / Sawn Timber (semua saiz Kayu Getah / all sizes of <i>Rubberwood</i>)	(*) RM 125.00 per cubic metre or part thereof (KD / AD Sawntimber)
E)	Kayu Balak Jalur / Timber Strips (Jelutong, Meranti Merah Tua, Meranti Merah Muda, Seraya Merah dan Meranti Merah / <i>Jelutong</i> , <i>Dark Red Meranti</i> , <i>Light Red Meranti</i> , <i>Red Seraya</i> and <i>Red Meranti</i>)	(*) RM 125.00 per cubic metre or part thereof (KD / AD Sawntimber)
F)	Kayu Gergaji / Sawn Timber [semua saiz dan spesies selain dari spesies di (C), (D) dan (E) / all sizes and species other than of species referred to in items (C), (D) and (E)]	(*) RM 5.00 per cubic metre or part thereof
G)	Kayu Berketam / Dressed Timber (S4S), E1E, E2E, E3E and E4E Kayu Getah dan Chengal / of <i>Rubberwood</i> and <i>Chengal</i>	(*) RM 125.00 per cubic metre or part thereof
H)	Kayu Berketam / Dressed Timber (S4S), E1E, E2E, E3E & E4E selain Kayu Getah dan Chengal / of species other than <i>Rubberwood</i> and <i>Chengal</i>	RM 5.00 per cubic metre or part thereof
I)	Finger-jointed dan / atau Kayu Gergaji Berlaminat dari Kayu Getah dan Chengal <i>Finger-jointed and/or laminated sawn timber of Rubberwood and Chengal</i>	RM 85.00 per cubic metre or part thereof
J)	Finger-jointed dan / atau Kayu Gergaji Berlaminat selain dari Kayu Getah dan Chengal <i>Finger-jointed and/or laminated sawn timber of species other than Rubberwood and Chengal</i>	RM 5.00 per cubic metre or part thereof
K)	Kayu Kumai <i>Mouldings</i>	RM 5.00 per cubic metre or part thereof

Produk Kayu-Kayan Timber Products		Kadar Rates
L)	Venir / Veneer (Ketebalan sama dengan dan kurang dari 2 mm / 2 mm thickness and less)	RM 5.00 per cubic metre or part thereof
M)	Venir / Veneer (Ketebalan lebih daripada 2-6 mm / more than 2-6 mm thickness)	(*) RM 255.00 per cubic metre or part thereof
N)	Papan Lapis Plywood	RM 5.00 per cubic metre or part thereof
O)	Papan Blok, Papan Lamin, Papan Baten / Blockboard, Laminboard, Battenboard	RM 2.00 per cubic metre or part thereof
P)	Papan Serpai / Papan Serpih Particleboard / Chipboard	RM 2.00 per cubic metre or part thereof
Q)	Kayu landasan keretapi dan crossings, tiang transmisi, pallet tidak siap dipasang, rangka stail pintu, kayu stakes pertanian, cross-arms, stiffeners untuk papan flek, kayu crossings keretapi, fenders dan wallings daripada spesies selain spesies yang dirujuk kepada item (B) & (C) Railway sleepers and crossings, transmission posts, unassembled pallets, fine-ripped door stiles, agriculture stakes, cross-arms, stiffeners for flakeboard, railway crossings, fenders and walings from species other than species referred to in items (B)&(C.)	RM 5.00 per cubic metre or part thereof

Sumber / Source : LPKM / MTIB

Nota / Note:

(*) : termasuk Kadar Levi Eksport yang mana tidak berubah / *inclusive of Export Levy Rates which remain unchanged*

KD : Kayu Gergaji Kering Tanur / *Kiln-dried Sawn Timber*

AD : Kayu Gergaji Kering Udara / *Air-dried Sawn Timber*

Nota/Note : tidak dapat dikenalpasti untuk rujukan dalam jadual di atas / *No cess rate for MDF products*



13

**SUMBER MANUSIA
DAN GUNA TENAGA**
*HUMAN RESOURCE AND
EMPLOYMENT*

13.1

TENAGA KERJA DI JABATAN PERHUTANAN SEMENANJUNG MALAYSIA, 2007-2016
WORKFORCE IN THE FORESTRY DEPARTMENT PENINSULAR MALAYSIA, 2007-2016

Negeri State	2007	2008	2009	2010	2011	2012	2013	2014	2015	2016
Johor	455	361	341	391	376	382	377	380	368	349
Kedah	416	383	402	389	384	370	369	347	336	320
Kelantan	519	593	499	488	431	433	445	407	373	347
Melaka	57	55	58	58	60	58	58	57	57	50
Negeri Sembilan	270	273	317	253	241	312	266	256	253	245
Pahang	1,322	1,322	1,358	1,316	1,400	1,351	1,349	1,313	1,581	1,442
Perak	731	715	715	736	720	756	747	741	730	703
Perlis	35	35	39	41	55	43	37	40	35	38
Pulau Pinang	42	46	68	63	43	61	62	60	62	60
Selangor	490	494	381	393	388	372	397	395	407	400
Terengganu	787	751	822	780	709	729	713	633	917	607
Ibu Pejabat / WPKL	261	375	431	479	495	497	488	492	519	467
Jumlah Total	5,385	5,403	5,431	5,387	5,302	5,364	5,308	5,121	5,638	5,028

13.2

GUNA TENAGA DALAM PENGUSAHASILAN HUTAN DAN INDUSTRI BERASAS KAYU, 2007-2016
EMPLOYMENT IN THE FOREST HARVESTING AND WOOD-BASED INDUSTRIES, 2007-2016

Negeri State	2007	2008	2009	2010	2011	2012	2013	2014	2015	2016
Johor	4,717	5,346	3,635	2,809	3,684	3,321	3,044	3,023	3,371	2,789
Kedah	3,527	3,523	2,791	2,473	2,550	1,928	1,756	1,562	2,417	1,694
Kelantan	4,061	4,652	4,649	4,495	4,252	4,259	3,485	4,176	3,331	3,930
Melaka	702	670	496	456	746	434	412	373	305	345
Negeri Sembilan	2,432	1,745	1,407	1,407	1,762	1,503	1,489	1,531	1,733	1,542
Pahang	10,050	10,128	8,885	8,133	7,954	8,403	8,401	8,715	8,327	9,988
Perak	4,234	4,364	3,983	3,652	3,299	3,804	3,624	3,851	4,163	3,730
Perlis	-	-	-	55	7	14	14	17	14	12
Pulau Pinang	1,524	1,425	1,731	1,367	1,335	1,514	1,293	1,527	1,442	1,364
Selangor	2,636	3,206	3,029	2,021	2,289	2,718	1,185	1,918	1,199	1,508
Terengganu	5,775	5,440	3,691	4,937	3,948	4,181	4,014	5,168	5,106	4,028
WPKL	10	67	17	-	-	-	-	-	-	-
Jumlah Total	39,668	40,566	34,314	31,805	31,826	32,079	28,717	31,861	31,408	30,930

Nota / Note:

Industri berasas kayu merujuk kepada kilang papan, kilang papan lapis / venir dan kilang kayu kumai
Wood-based industries refer to sawmills, plywood / veneer mills and moulding mills

13.3

GUNA TENAGA DALAM PENGUSAHASILAN HUTAN DAN INDUSTRI BERASAS KAYU MENGIKUT KEWARGANEGARAAN, 2013-2016
EMPLOYMENT IN THE FOREST HARVESTING AND WOOD-BASED INDUSTRIES BY CITIZENSHIP, 2013-2016

Negeri State	2013				2014				2015				2016			
	B	BB NB	BW NC	Jumlah Total	B	BB NB	BW NC	Jumlah Total	B	BB NB	BW NC	Jumlah Total	B	BB NB	BW NC	Jumlah Total
Johor	1,441	1,118	485	3,044	1,345	975	703	3,023	1,732	869	770	3,371	1,278	761	750	2,789
Kedah	497	368	891	1,756	447	257	858	1,562	704	343	1,370	2,417	619	300	775	1,694
Kelantan	2,636	569	280	3,485	3,045	642	489	4,176	2,515	529	287	3,331	2,944	535	451	3,930
Melaka	198	70	144	412	160	82	131	373	111	94	100	305	169	102	74	345
Negeri Sembilan	427	819	243	1,489	393	832	306	1,531	487	851	395	1,733	381	834	327	1,542
Pahang	3,834	2,466	2,101	8,401	3,998	2,679	2,038	8,715	4,050	2,441	1,836	8,327	4,556	3,390	2,042	9,988
Perak	1,495	1,153	976	3,624	1,412	1,199	1,240	3,851	1,471	1,242	1,450	4,163	1,243	1,245	1,242	3,730
Perlis	12	2	-	14	12	5	-	17	10	4	-	14	12	-	-	12
Pulau Pinang	331	373	589	1,293	402	394	731	1,527	360	343	739	1,442	411	324	629	1,364
Selangor	194	410	581	1,185	280	562	1,076	1,918	207	340	652	1,199	380	522	606	1,508
Terengganu	2,977	744	293	4,014	4,101	524	543	5,168	3,908	385	813	5,106	3,258	392	378	4,028
WPKL	-	-	-	-	-	-	-	-	-	-	-	-	-	-	-	-
Jumlah Total	14,042	8,092	6,583	28,717	15,595	8,151	8,115	31,861	15,555	7,441	8,412	31,408	15,251	8,405	7,274	30,930

Nota / Note:

B : bumiputera

BB / NB : bukan bumiputera / *non-bumiputera*BW / NC : bukan warganegara / *non-citizens*

13.4

GUNA TENAGA DALAM PENGUSAHASILAN HUTAN, 2007-2016
EMPLOYMENT IN FOREST HARVESTING, 2007-2016

Negeri State	2007	2008	2009	2010	2011	2012	2013	2014	2015	2016
Johor	935	770	165	215	281	309	516	344	268	272
Kedah	556	316	375	233	232	291	168	138	250	352
Kelantan	935	1,177	1,351	1,031	1,310	1,463	893	713	663	635
Melaka	-	-	10	20	6	18	-	6	-	5
Negeri Sembilan	589	113	121	79	65	83	125	171	244	151
Pahang	2,372	2,372	1,989	1,860	2,250	2,154	2,718	2,795	3,203	4,341
Perak	1,370	717	957	984	822	778	798	852	801	630
Perlis	-	-	-	55	7	14	14	17	14	12
Pulau Pinang	-	-	-	-	12	20	10	-	-	-
Selangor	347	110	88	35	11	16	14	6	37	414
Terengganu	802	871	314	946	1,001	1,096	1,318	1,785	1,115	712
WPKL	-	-	-	-	-	-	-	-	-	-
Jumlah Total	7,906	6,446	5,370	5,458	5,997	6,242	6,574	6,827	6,595	7,524

13.5

GUNA TENAGA DALAM PENGUSAHASILAN HUTAN MENGIKUT KEWARGANEGARAAN, 2013-2016
EMPLOYMENT IN FOREST HARVESTING BY CITIZENSHIP, 2013-2016

Negeri State	2013				2014				2015				2016			
	B	BB NB	BW NC	Jumlah Total	B	BB NB	BW NC	Jumlah Total	B	BB NB	BW NC	Jumlah Total	B	BB NB	BW NC	Jumlah Total
Johor	277	239	-	516	190	150	4	344	148	117	3	268	96	144	32	272
Kedah	112	56	-	168	109	29	-	138	197	53	-	250	265	87	-	352
Kelantan	616	277	-	893	477	236	-	713	444	219	-	663	470	155	10	635
Melaka	-	-	-	-	5	-	1	6	-	-	-	-	2	3	-	5
Negeri Sembilan	53	72	-	125	49	92	30	171	70	131	43	244	47	99	5	151
Pahang	1,537	1,137	44	2,718	1,542	1,167	86	2,795	1,767	1,337	99	3,203	2,162	2,084	95	4,341
Perak	602	196	-	798	522	263	67	852	491	247	63	801	357	217	56	630
Perlis	12	2	-	14	12	5	-	17	10	4	-	14	12	-	-	12
Pulau Pinang	-	10	-	10	-	-	-	-	-	-	-	-	-	-	-	-
Selangor	4	10	-	14	6	-	-	6	37	-	-	37	188	173	53	414
Terengganu	836	482	-	1,318	1,425	194	166	1,785	890	121	104	1,115	583	129	-	712
WPKL	-	-	-	-	-	-	-	-	-	-	-	-	-	-	-	-
Jumlah Total	4,049	2,481	44	6,574	4,337	2,136	354	6,827	4,054	2,229	312	6,595	4,182	3,091	251	7,524

Nota / Note:

B : bumiputera

BB/NB : bukan bumiputera / non-bumiputera

BW/NC : bukan warganegara / non-citizens

13.6

JUMLAH DAN PURATA PENDAPATAN PEKERJA DALAM INDUSTRI BERASAS KAYU, 2016*TOTAL AND AVERAGE INCOME OF EMPLOYEES IN THE WOOD-BASED INDUSTRIES, 2016*

(RM)

Negeri State	Kilang Papan Sawmills		Kilang Papan Lapis/Venir Plywood/Veneer Mills		Kilang Kayu Kumai Moulding Mills		Jumlah Total	
	Pendapatan Income	Purata Average	Pendapatan Income	Purata Average	Pendapatan Income	Purata Average	Pendapatan Income	Purata Average
Johor	2,587,860	1,276	762,751	1,606	32,237	2,303	3,382,848	1,344
Kedah	653,797	1,437	1,161,316	1,309	-	-	1,815,112	1,353
Kelantan	3,034,700	1,211	1,090,140	1,380	-	-	4,124,840	1,252
Melaka	478,196	1,406	-	-	-	-	478,196	1,406
Negeri Sembilan	1,643,305	1,396	255,571	1,597	59,170	1,096	1,958,046	1,408
Pahang	4,997,006	1,378	2,477,276	1,443	333,950	1,095	7,808,232	1,383
Perak	2,827,419	1,542	1,218,746	1,495	862,430	1,912	4,908,595	1,583
Perlis	-	-	-	-	-	-	-	-
Pulau Pinang	790,812	1,683	583,780	1,456	764,673	1,551	2,139,265	1,568
Selangor	972,400	1,471	137,880	1,724	694,108	1,966	1,804,388	1,649
Terengganu	3,321,009	1,316	-	-	894,340	1,128	4,215,349	1,271
WPKL	-	-	-	-	-	-	-	-
Jumlah Total	21,306,503	1,364	7,687,459	1,444	3,640,908	1,478	32,634,870	1,394

13.7

GUNA TENAGA MENGIKUT KATEGORI DALAM INDUSTRI BERASAS KAYU, 2007-2016
EMPLOYMENT BY CATEGORY IN THE WOOD-BASED INDUSTRIES, 2007-2016

Kategori Category	2007	2008	2009	2010	2011	2012	2013	2014	2015	2016
Pemilik dan rakan kongsi <i>Owners and partners</i>	630	693	602	617	660	714	599	594	576	693
Profesional <i>Professionals</i>	496	533	445	423	504	515	453	504	444	465
Bukan Profesional <i>Non-professionals</i>	427	477	378	315	400	399	331	376	503	512
Juruteknik dan penyelia <i>Technicians and supervisors</i>	1,929	2,053	1,592	1,448	1,709	1,613	1,440	1,515	1,317	1,208
Perkeranian <i>Clerical</i>	2,347	2,242	1,994	1,824	2,021	1,977	1,737	1,989	1,987	1,908
Pekerja am <i>General workers</i>	6,632	8,101	5,010	5,217	4,596	4,765	4,138	5,646	4,592	3,205
Pekerja kilang <i>Factory workers</i>	11,323	12,376	11,161	9,305	9,421	9,350	7,805	8,071	9,099	9,035
Pekerja yang diambil melalui kontraktor <i>Workers employed through contractors</i>	7,978	7,645	7,762	7,198	6,518	6,552	5,640	6,339	6,295	6,380
Jumlah Total	31,762	34,120	28,944	26,347	25,829	25,885	22,143	25,034	24,813	23,406

Nota / Note:

Industri berasas kayu merujuk kepada kilang papan, kilang papan lapis/venir dan kilang kayu kumai
Wood-based industries refer to sawmills, plywood/veneer mills, and moulding mills

13.8

JUMLAH DAN PURATA PENDAPATAN PEKERJA MENGIKUT KATEGORI DALAM INDUSTRI BERASAS KAYU, 2016*TOTAL AND AVERAGE INCOME OF EMPLOYEES BY CATEGORY IN THE WOOD-BASED INDUSTRIES, 2016*

(RM)

Kategori Category	Kilang Papan Sawmills		Kilang Papan Lapis/Venir Plywood/Veneer Mills		Kilang Kayu Kumai Moulding Mills		Jumlah Total	
	Pendapatan Income	Purata Average	Pendapatan Income	Purata Average	Pendapatan Income	Purata Average	Pendapatan Income	Purata Average
#Pemilik dan rakan kongsi <i>Owners and partners</i>	3,742,842	6,156	471,540	9,246	242,250	7,125	4,456,632	6,431
Profesional <i>Professionals</i>	1,135,469	3,119	234,286	3,779	219,500	5,628	1,589,255	3,418
Bukan Profesional <i>Non-professionals</i>	737,773	2,419	294,621	2,199	235,147	3,221	1,267,541	2,476
Juruteknik dan penyelia <i>Technicians and supervisors</i>	1,372,996	1,767	451,374	2,006	435,441	2,114	2,259,812	1,871
Perkeranian <i>Clerical</i>	1,998,668	1,281	357,331	1,639	209,437	1,611	2,565,436	1,345
Pekerja am <i>General workers</i>	2,308,950	1,047	294,705	1,281	783,268	1,017	3,386,923	1,057
Pekerja kilang* <i>Factory workers</i>	4,907,856	1,027	4,138,152	1,298	1,363,137	1,279	10,409,145	1,152
Pekerja yang diambil melalui kontraktor <i>Workers employed through contractors</i>	5,101,949	1,017	1,445,450	1,188	152,728	1,053	6,700,127	1,050
Jumlah Total	21,306,503	1,364	7,687,459	1,444	3,640,908	1,478	32,634,870	1,394

Nota / Note:# Pemilik dan rakan kongsi meliputi pekerja keluarga tidak bergaji / *Owners and partners include non-salaried family members** Pekerja kilang meliputi pekerja mahir dan kurang mahir / *Factory workers include skilled workers and unskilled workers*

13.9

GUNA TENAGA DI KILANG PAPAN, 2007-2016
EMPLOYMENT IN THE SAWMILLS, 2007-2016

Negeri State	2007	2008	2009	2010	2011	2012	2013	2014	2015	2016
Johor	2,823	3,525	3,121	2,240	2,996	2,668	2,200	2,186	2,183	2,028
Kedah	1,501	1,618	976	1,000	1,018	698	594	423	508	455
Kelantan	2,955	3,272	3,013	3,214	2,520	2,408	2,200	2,717	2,198	2,505
Melaka	652	532	476	436	740	416	412	367	305	340
Negeri Sembilan	1,599	1,476	1,234	1,121	1,243	1,323	1,272	1,250	1,336	1,177
Pahang	4,684	4,035	3,945	3,710	3,827	3,870	3,441	3,881	3,482	3,625
Perak	2,270	2,964	2,545	2,138	1,901	2,277	2,134	2,051	2,317	1,834
Perlis	-	-	-	-	-	-	-	-	-	-
Pulau Pinang	867	890	1,297	767	698	560	451	479	462	470
Selangor	624	1,009	997	722	723	784	652	694	493	661
Terengganu	3,046	2,882	2,446	3,069	2,130	2,453	1,973	2,549	2,583	2,523
WPKL	10	67	17	-	-	-	-	-	-	-
Jumlah Total	21,031	22,270	20,067	18,417	17,796	17,457	15,329	16,597	15,867	15,618

13.10

GUNA TENAGA DI KILANG PAPAN MENGIKUT KEWARGANEGARAAN, 2013-2016
EMPLOYMENT IN THE SAWMILLS BY CITIZENSHIP, 2013-2016

Negeri State	2013				2014				2015				2016			
	B	BB NB	BW NC	Jumlah Total	B	BB NB	BW NC	Jumlah Total	B	BB NB	BW NC	Jumlah Total	B	BB NB	BW NC	Jumlah Total
Johor	1,010	832	358	2,200	967	759	460	2,186	1,098	637	448	2,183	1,017	537	474	2,028
Kedah	253	216	125	594	192	136	95	423	281	137	90	508	224	140	91	455
Kelantan	1,845	269	86	2,200	2,256	361	100	2,717	1,829	268	101	2,198	2,139	305	61	2,505
Melaka	198	70	144	412	155	82	130	367	111	94	100	305	167	99	74	340
Negeri Sembilan	363	724	185	1,272	328	716	206	1,250	403	691	242	1,336	307	660	210	1,177
Pahang	1,935	1,074	432	3,441	1,958	1,253	670	3,881	1,878	932	672	3,482	2,047	1,100	478	3,625
Perak	750	802	582	2,134	750	765	536	2,051	739	824	754	2,317	674	709	451	1,834
Perlis	-	-	-	-	-	-	-	-	-	-	-	-	-	-	-	-
Pulau Pinang	106	204	141	451	125	199	155	479	120	165	177	462	130	185	155	470
Selangor	103	220	329	652	105	218	371	694	77	159	257	493	122	230	309	661
Terengganu	1,680	196	97	1,973	2,129	290	130	2,549	2,195	235	153	2,583	2,146	244	133	2,523
WPKL	-	-	-	-	-	-	-	-	-	-	-	-	-	-	-	-
Jumlah Total	8,243	4,607	2,479	15,329	8,965	4,779	2,853	16,597	8,731	4,142	2,994	15,867	8,973	4,209	2,436	15,618

Nota / Note:

B : bumiputera

BB / NB : bukan bumiputera / non-bumiputera

BW / NC : bukan warganegara / non-citizens

13.11

GUNA TENAGA DAN PENDAPATAN DI KILANG PAPAN MENGIKUT JANTINA, 2016
EMPLOYMENT AND INCOME IN THE SAWMILLS BY GENDER, 2016

Negeri State	Guna Tenaga Employment			Pendapatan Income (RM)			Purata Average (RM)		
	Lelaki Male	Perempuan Female	Jumlah Total	Lelaki Male	Perempuan Female	Jumlah Total	Lelaki Male	Perempuan Female	Jumlah Total
Johor	1,764	264	2,028	2,247,045	340,815	2,587,860	1,274	1,291	1,276
Kedah	345	110	455	508,828	144,968	653,797	1,475	1,318	1,437
Kelantan	2,148	357	2,505	2,617,750	416,950	3,034,700	1,219	1,168	1,211
Melaka	291	49	340	414,292	63,904	478,196	1,424	1,304	1,406
Negeri Sembilan	999	178	1,177	1,403,869	239,436	1,643,305	1,405	1,345	1,396
Pahang	2,980	645	3,625	4,204,326	792,680	4,997,006	1,411	1,229	1,378
Perak	1,489	345	1,834	2,344,572	482,847	2,827,419	1,575	1,400	1,542
Perlis	-	-	-	-	-	-	-	-	-
Pulau Pinang	433	37	470	717,802	73,010	790,812	1,658	1,973	1,683
Selangor	586	75	661	856,900	115,500	972,400	1,462	1,540	1,471
Terengganu	2,083	440	2,523	2,765,654	555,355	3,321,009	1,328	1,262	1,316
WPKL	-	-	-	-	-	-	-	-	-
Jumlah Total	13,118	2,500	15,618	18,081,038	3,225,465	21,306,503	1,378	1,290	1,364

13.12

GUNA TENAGA MENGIKUT KATEGORI DI KILANG PAPAN, 2007-2016
EMPLOYMENT BY CATEGORY IN THE SAWMILLS, 2007-2016

Kategori Category	2007	2008	2009	2010	2011	2012	2013	2014	2015	2016
#Pemilik dan rakan kongsi <i>Owners and partners</i>	582	615	536	562	554	626	514	520	438	608
Profesional <i>Professionals</i>	387	413	367	348	394	423	371	394	339	364
Bukan Profesional <i>Non-professionals</i>	309	340	270	242	253	242	229	247	343	305
Juruteknik dan penyelia <i>Technicians and supervisors</i>	1,195	1,190	965	891	1,136	1,082	926	996	863	777
Perkeranian <i>Clerical</i>	1,979	1,827	1,655	1,484	1,707	1,658	1,470	1,669	1,679	1,560
Pekerja am <i>General workers</i>	3,513	4,178	3,296	2,986	2,631	3,003	2,700	3,274	2,557	2,205
Pekerja kilang <i>Factory workers</i>	6,042	6,937	5,970	5,270	5,354	4,900	4,157	4,357	4,912	4,781
Pekerja yang diambil melalui kontraktor <i>Workers employed through contractors</i>	7,024	6,770	7,008	6,634	5,767	5,523	4,962	5,140	4,736	5,018
Jumlah Total	21,031	22,270	20,067	18,417	17,796	17,457	15,329	16,597	15,867	15,618

Nota / Note:

Pemilik dan rakan kongsi meliputi pekerja keluarga tidak bergaji / *Owners and partners include non-salaried family members*

* Pekerja kilang meliputi pekerja mahir dan kurang mahir / *Factory workers include skilled and unskilled workers*

13.13

GUNA TENAGA DAN PENDAPATAN MENGIKUT KATEGORI DAN JANTINA DI KILANG PAPAN, 2016
EMPLOYMENT AND INCOME BY CATEGORY AND GENDER IN THE SAWMILLS, 2016

Kategori Category	B		BB NB		BW NC		Jumlah Total		RM			
	L/M	P/F	L/M	P/F	L/M	P/F	L/M	P/F	Pendapatan Income		Purata Average	
									L/M	P/F	L/M	P/F
Pemilik dan rakan kongsi <i>Owners and partners</i>	88	11	431	57	20	1	539	69	3,372,242	370,600	6,256	5,371
Profesional <i>Professionals</i>	76	11	238	29	10	-	324	40	1,029,042	106,427	3,176	2,661
Bukan Profesional <i>Non-professionals</i>	85	17	167	23	13	-	265	40	632,769	105,004	2,388	2,625
Juruteknik dan penyelia <i>Technicians and supervisors</i>	296	29	422	13	17	-	735	42	1,303,906	69,090	1,774	1,645
Perkeranian <i>Clerical</i>	187	651	180	523	11	8	378	1,182	527,113	1,471,555	1,394	1,245
Pekerja am <i>General workers</i>	1,051	221	387	66	454	26	1,892	313	1,994,978	313,972	1,054	1,003
Pekerja kilang <i>Factory workers</i>	2,441	384	785	97	1,030	44	4,256	525	4,399,439	508,417	1,034	968
Pekerja yang diambil melalui kontraktor <i>Workers employed through contractors</i>	3,248	177	730	61	751	51	4,729	289	4,821,549	280,400	1,020	970
Jumlah Total	7,472	1,501	3,340	869	2,306	130	13,118	2,500	18,081,038	3,225,465	1,378	1,290

Nota / Note:

B : bumiputera

L / M : Lelaki / Male

BB / NB : bukan bumiputera / non-bumiputera

P / F : Perempuan / Female

BW / NC : bukan warganegara / non-citizens

* Pekerja kilang meliputi pekerja mahir dan kurang mahir / *Factory workers includes skilled and unskilled workers*

13.14

GUNA TENAGA DI KILANG PAPAN LAPIS/VENIR, 2007-2016
EMPLOYMENT IN THE PLYWOOD/VENEER MILLS, 2007-2016

Negeri State	2007	2008	2009	2010	2011	2012	2013	2014	2015	2016
Johor	882	977	309	315	331	318	328	493	920	475
Kedah	1,135	1,315	1,172	1,093	1,064	901	994	1,001	1,659	887
Kelantan	115	149	229	194	415	344	383	733	461	790
Melaka	50	138	10	-	-	-	-	-	-	-
Negeri Sembilan	216	132	48	103	363	82	79	97	105	160
Pahang	2,032	2,468	1,740	1,519	1,274	1,780	1,784	1,145	1,299	1,717
Perak	442	534	355	402	463	642	617	836	892	815
Perlis	-	-	-	-	-	-	-	-	-	-
Pulau Pinang	205	203	36	235	243	386	406	437	400	401
Selangor	21	195	291	351	79	81	102	91	91	80
Terengganu	598	375	110	83	39	-	32	-	-	-
WPKL	-	-	-	-	-	-	-	-	-	-
Jumlah Total	5,696	6,486	4,300	4,295	4,271	4,534	4,725	4,833	5,827	5,325

13.15

GUNA TENAGA DI KILANG PAPAN LAPIS/VENIR MENGIKUT KEWARGANEGARAAN, 2013-2016
EMPLOYMENT IN THE PLYWOOD/VENEER MILLS BY CITIZENSHIP, 2013-2016

Negeri State	2013				2014				2015				2016			
	B	BB NB	BW NC	Jumlah Total	B	BB NB	BW NC	Jumlah Total	B	BB NB	BW NC	Jumlah Total	B	BB NB	BW NC	Jumlah Total
Johor	161	47	120	328	188	66	239	493	486	115	319	920	159	72	244	475
Kedah	132	96	766	994	146	92	763	1,001	226	153	1,280	1,659	130	73	684	887
Kelantan	166	23	194	383	299	45	389	733	237	40	184	461	335	75	380	790
Melaka	-	-	-	-	-	-	-	-	-	-	-	-	-	-	-	-
Negeri Sembilan	11	10	58	79	12	17	68	97	8	17	80	105	27	53	80	160
Pahang	262	142	1,380	1,784	126	112	907	1,145	276	86	937	1,299	228	137	1,352	1,717
Perak	113	138	366	617	82	136	618	836	198	131	563	892	113	170	532	815
Perlis	-	-	-	-	-	-	-	-	-	-	-	-	-	-	-	-
Pulau Pinang	77	53	276	406	120	44	273	437	66	51	283	400	85	23	293	401
Selangor	3	30	69	102	3	33	55	91	3	33	55	91	9	15	56	80
Terengganu	12	7	13	32	-	-	-	-	-	-	-	-	-	-	-	-
WPKL	-	-	-	-	-	-	-	-	-	-	-	-	-	-	-	-
Jumlah Total	937	546	3,242	4,725	976	545	3,312	4,833	1,500	626	3,701	5,827	1,086	618	3,621	5,325

Nota / Note:

B : bumiputera

BB / NB : bukan bumiputera / non-bumiputera

BW / NC : bukan warganegara / non-citizens

13.16

GUNA TENAGA DAN PENDAPATAN DI KILANG PAPAN LAPIS/VENIR MENGIKUT JANTINA, 2016
EMPLOYMENT AND INCOME IN THE PLYWOOD/VENEER MILLS BY GENDER, 2016

Negeri State	Guna Tenaga Employment			Pendapatan Income (RM)			Purata Average (RM)		
	Lelaki Male	Perempuan Female	Jumlah Total	Lelaki Male	Perempuan Female	Jumlah Total	Lelaki Male	Perempuan Female	Jumlah Total
Johor	289	186	475	482,753	279,998	762,751	1,670	1,505	1,606
Kedah	673	214	887	887,150	274,166	1,161,316	1,318	1,281	1,309
Kelantan	522	268	790	768,530	321,610	1,090,140	1,472	1,200	1,380
Melaka	-	-	-	-	-	-	-	-	-
Negeri Sembilan	122	38	160	189,831	65,740	255,571	1,556	1,730	1,597
Pahang	1,172	545	1,717	1,736,756	740,519	2,477,276	1,482	1,359	1,443
Perak	593	222	815	905,736	313,010	1,218,746	1,527	1,410	1,495
Perlis	-	-	-	-	-	-	-	-	-
Pulau Pinang	312	89	401	462,550	121,230	583,780	1,483	1,362	1,456
Selangor	34	46	80	70,280	67,600	137,880	2,067	1,470	1,724
Terengganu	-	-	-	-	-	-	-	-	-
WPKL	-	-	-	-	-	-	-	-	-
Jumlah Total	3,717	1,608	5,325	5,503,586	2,183,873	7,687,459	1,481	1,358	1,444

13.17

GUNA TENAGA MENGIKUT KATEGORI DI KILANG PAPAN LAPIS/VENIR, 2007-2016
EMPLOYMENT BY CATEGORY IN THE PLYWOOD/VENEER MILLS, 2007-2016

Kategori Category	2007	2008	2009	2010	2011	2012	2013	2014	2015	2016
#Pemilik dan rakan kongsi <i>Owners and partners</i>	20	39	31	30	35	33	39	34	72	51
Profesional <i>Professionals</i>	34	46	32	44	49	51	56	55	57	62
Bukan Profesional <i>Non-professionals</i>	41	34	26	31	57	74	59	58	58	134
Juruteknik dan penyelia <i>Technicians and supervisors</i>	344	363	271	272	258	291	302	294	295	225
Perkeranian <i>Clerical</i>	150	161	129	117	130	138	154	144	183	218
Pekerja am <i>General workers</i>	1,010	1,645	668	1,217	1,099	1,148	914	1,609	1,475	230
*Pekerja kilang <i>Factory workers</i>	3,383	3,651	2,698	2,243	2,208	2,270	2,641	2,112	2,705	3,188
Pekerja yang diambil melalui kontraktor <i>Workers employed through contractors</i>	714	547	445	341	435	529	560	527	982	1,217
Jumlah Total	5,696	6,486	4,300	4,295	4,271	4,534	4,725	4,833	5,827	5,325

Nota / Note:

- # Pemilik dan rakan kongsi meliputi pekerja keluarga tidak bergaji / *Owners and partners include non-salaried family members*
 * Pekerja kilang meliputi pekerja mahir dan kurang mahir / *Factory workers includes skilled and unskilled workers*

13.18

GUNA TENAGA DAN PENDAPATAN MENGIKUT KATEGORI DAN JANTINA DI KILANG PAPAN LAPIS/VENIR, 2016
EMPLOYMENT AND INCOME BY CATEGORY AND GENDER IN THE PLYWOOD/VENEER MILLS, 2016

Kategori Category	B		BB NB		BW NC		Jumlah Total		RM			
	L/M	P/F	L/M	P/F	L/M	P/F	L/M	P/F	Pendapatan Income		Purata Average	
									L/M	P/F	L/M	P/F
#Pemilik dan rakan kongsi <i>Owners and partners</i>	2	-	41	2	5	1	48	3	447,140	24,400	9,315	8,133
Profesional <i>Professionals</i>	4	4	31	20	3	-	38	24	149,886	84,400	3,944	3,517
Bukan Profesional <i>Non-professionals</i>	19	26	44	43	2	-	65	69	141,598	153,023	2,178	2,218
Juruteknik dan penyelia <i>Technicians and supervisors</i>	82	18	81	2	38	4	201	24	407,014	44,360	2,025	1,848
Perkeranian <i>Clerical</i>	14	60	29	113	-	2	43	175	77,681	279,651	1,807	1,598
Pekerja am <i>General workers</i>	77	35	21	3	70	24	168	62	218,030	76,675	1,298	1,237
*Pekerja kilang <i>Factory workers</i>	331	414	76	112	1,795	460	2,202	986	2,923,457	1,214,695	1,328	1,232
Pekerja yang diambil melalui kontraktor <i>Workers employed through contractors</i>	-	-	-	-	952	265	952	265	1,138,780	306,670	1,196	1,157
Jumlah Total	529	557	323	295	2,865	756	3,717	1,608	5,503,586	2,183,873	1,481	1,358

Nota / Note:

B : bumiputera

L / M : Lelaki / Male

BB / NB : bukan bumiputera / non-bumiputera

P / F : Perempuan / Female

BW / NC : bukan warganegara / non-citizens

Pemilik dan rakan kongsi meliputi pekerja keluarga tidak bergaji / Owners and partners include non-salaried family members

* Pekerja kilang meliputi pekerja mahir dan kurang mahir / Factory workers include skilled and unskilled workers

13.19

GUNA TENAGA DI KILANG KAYU KUMAI, 2007-2016
EMPLOYMENT IN THE MOULDING MILLS, 2007-2016

Negeri State	2007	2008	2009	2010	2011	2012	2013	2014	2015	2016
Johor	77	74	40	39	76	26	-	-	-	14
Kedah	335	274	268	147	236	38	-	-	-	-
Kelantan	56	54	56	56	7	44	9	13	9	-
Melaka	-	-	-	-	-	-	-	-	-	-
Negeri Sembilan	28	24	4	104	91	15	13	13	48	54
Pahang	962	1,253	1,211	1,044	603	599	458	894	343	305
Perak	152	149	126	128	113	107	75	112	153	451
Perlis	-	-	-	-	-	-	-	-	-	-
Pulau Pinang	452	332	398	365	382	548	426	611	580	493
Selangor	1,644	1,892	1,653	913	1,476	1,837	417	1,127	578	353
Terengganu	1,329	1,312	821	839	778	632	691	834	1,408	793
WPKL	-	-	-	-	-	-	-	-	-	-
Jumlah Total	5,035	5,364	4,577	3,635	3,762	3,846	2,089	3,604	3,119	2,463

13.20

GUNA TENAGA DI KILANG KAYU KUMAI MENGIKUT KEWARGANEGARAAN, 2013-2016
EMPLOYMENT IN THE MOULDING MILLS BY CITIZENSHIP, 2013-2016

Negeri State	2013				2014				2015				2016			
	B	BB NB	BW NC	Jumlah Total	B	BB NB	BW NC	Jumlah Total	B	BB NB	BW NC	Jumlah Total	B	BB NB	BW NC	Jumlah Total
Johor	-	-	-	-	-	-	-	-	-	-	-	-	6	8	-	14
Kedah	-	-	-	-	-	-	-	-	-	-	-	-	-	-	-	-
Kelantan	9	-	-	9	13	-	-	13	5	2	2	9	-	-	-	-
Melaka	-	-	-	-	-	-	-	-	-	-	-	-	-	-	-	-
Negeri Sembilan	-	13	-	13	4	7	2	13	6	12	30	48	-	22	32	54
Pahang	105	116	237	458	372	147	375	894	129	86	128	343	119	69	117	305
Perak	32	20	23	75	58	35	19	112	43	40	70	153	99	149	203	451
Perlis	-	-	-	-	-	-	-	-	-	-	-	-	-	-	-	-
Pulau Pinang	149	109	168	426	157	151	303	611	174	127	279	580	196	116	181	493
Selangor	85	151	181	417	166	311	650	1,127	90	148	340	578	61	104	188	353
Terengganu	449	59	183	691	547	40	247	834	823	29	556	1,408	529	19	245	793
WPKL	-	-	-	-	-	-	-	-	-	-	-	-	-	-	-	-
Jumlah Total	829	468	792	2,089	1,317	691	1,596	3,604	1,270	444	1,405	3,119	1,010	487	966	2,463

Nota / Note:

B : bumiputera

BB / NB : bukan bumiputera / non-bumiputera

BW / NC : bukan warganegara / non-citizens

13.21

GUNA TENAGA DAN PENDAPATAN DI KILANG KAYU KUMAI MENGIKUT JANTINA, 2016
EMPLOYMENT AND INCOME IN THE MOULDING MILLS BY GENDER, 2016

Negeri State	Guna Tenaga Employment			Pendapatan Income (RM)			Purata Average (RM)		
	Lelaki Male	Perempuan Female	Jumlah Total	Lelaki Male	Perempuan Female	Jumlah Total	Lelaki Male	Perempuan Female	Jumlah Total
Johor	10	4	14	23,342	8,895	32,237	2,334	2,224	2,303
Kedah	-	-	-	-	-	-	-	-	-
Kelantan	-	-	-	-	-	-	-	-	-
Melaka	-	-	-	-	-	-	-	-	-
Negeri Sembilan	50	4	54	53,470	5,700	59,170	1,069	1,425	1,096
Pahang	212	93	305	234,170	99,780	333,950	1,105	1,073	1,095
Perak	319	132	451	666,007	196,423	862,430	2,088	1,488	1,912
Perlis	-	-	-	-	-	-	-	-	-
Pulau Pinang	431	62	493	656,916	107,757	764,673	1,524	1,738	1,551
Selangor	281	72	353	555,120	138,988	694,108	1,976	1,930	1,966
Terengganu	457	336	793	560,330	334,010	894,340	1,226	994	1,128
WPKL	-	-	-	-	-	-	-	-	-
Jumlah Total	1,760	703	2,463	2,749,354	891,553	3,640,908	1,562	1,268	1,478

13.22

GUNA TENAGA MENGIKUT KATEGORI DI KILANG KAYU KUMAI, 2007-2016
EMPLOYMENT BY CATEGORY IN THE MOULDING MILLS, 2007-2016

Kategori Category	2007	2008	2009	2010	2011	2012	2013	2014	2015	2016
#Pemilik dan rakan kongsi <i>Owners and partners</i>	28	39	35	25	31	55	46	40	66	34
Profesional <i>Professionals</i>	75	74	46	31	61	40	30	55	48	39
Bukan Profesional <i>Non-professionals</i>	77	103	82	42	90	83	43	71	102	73
Juruteknik dan penyelia <i>Technicians and supervisors</i>	390	500	356	285	315	237	212	225	159	206
Perkeranian <i>Clerical</i>	218	254	210	223	184	176	113	176	125	130
Pekerja am <i>General workers</i>	2,109	2,278	1,046	1,014	866	598	520	763	560	770
*Pekerja kilang <i>Factory workers</i>	1,898	1,788	2,493	1,792	1,899	2,157	1,007	1,602	1,482	1,066
Pekerja yang diambil melalui kontraktor <i>Workers employed through contractors</i>	240	328	309	223	316	500	118	672	577	145
Jumlah Total	5,035	5,364	4,577	3,635	3,762	3,846	2,089	3,604	3,119	2,463

Nota / Note:

- # Pemilik dan rakan kongsi meliputi pekerja keluarga tidak bergaji / *Owners and partners include non-salaried family members*
 * Pekerja kilang meliputi pekerja mahir dan kurang mahir / *Factory workers includes skilled and unskilled workers*

13.23

GUNA TENAGA DAN PENDAPATAN MENGIKUT KATEGORI DAN JANTINA DI KILANG KAYU KUMAI, 2016
EMPLOYMENT AND INCOME BY CATEGORY AND GENDER IN THE MOULDING MILLS, 2016

Kategori Category	B		BB NB		BW NC		Jumlah Total		RM			
	L/M	P/F	L/M	P/F	L/M	P/F	L/M	P/F	Pendapatan Income		Purata Average	
									L/M	P/F	L/M	P/F
*Pemilik dan rakan kongsi <i>Owners and partners</i>	1	-	29	4	-	-	30	4	227,014	15,236	7,567	3,809
Profesional <i>Professionals</i>	5	1	21	10	2	-	28	11	174,665	44,835	6,238	4,076
Bukan Profesional <i>Non-professionals</i>	14	9	28	22	-	-	42	31	150,987	84,160	3,595	2,715
Juruteknik dan penyelia <i>Technicians and supervisors</i>	123	8	50	13	12	-	185	21	388,201	47,240	2,098	2,250
Perkeranian <i>Clerical</i>	16	63	8	43	-	-	24	106	36,045	173,392	1,502	1,636
Pekerja am <i>General workers</i>	117	277	10	22	343	1	470	300	504,918	278,350	1,074	928
*Pekerja kilang <i>Factory workers</i>	228	101	116	86	535	-	879	187	1,149,580	213,557	1,308	1,142
Pekerja yang diambil melalui kontraktor <i>Workers employed through contractors</i>	17	30	12	13	73	-	102	43	117,945	34,784	1,156	809
Jumlah Total	521	489	274	213	965	1	1,760	703	2,749,354	891,553	1,562	1,268

Nota / Note:

B : bumiputera

L / M : Lelaki / Male

BB / NB : bukan bumiputera / non-bumiputera

P / F : Perempuan / Female

BW / NC : bukan warganegara / non-citizens

Pemilik dan rakan kongsi meliputi pekerja keluarga tidak bergaji / *Owners and partners include non-salaried family members*# Pekerja kilang meliputi pekerja mahir dan kurang mahir / *Factory workers includes skilled and unskilled workers*

13.24 KEMALANGAN DALAM PENGUSAHASILAN HUTAN DAN INDUSTRI BERASAS KAYU MALAYSIA, 2007-2016

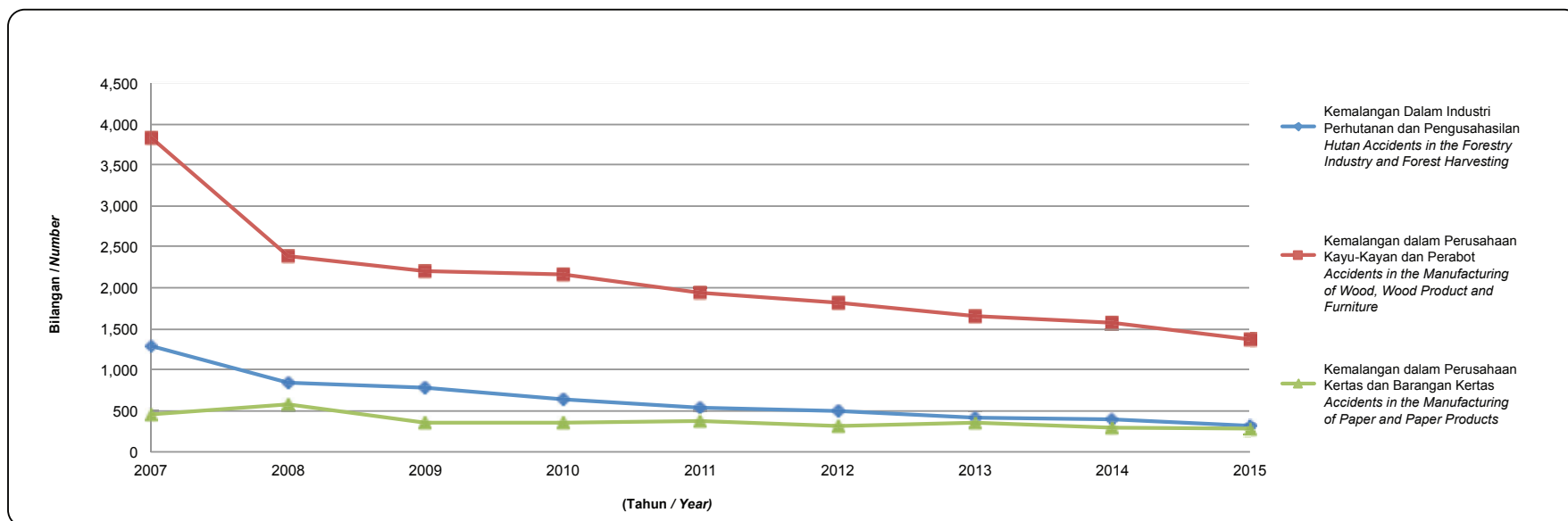
ACCIDENTS IN THE FOREST HARVESTING AND WOOD-BASED INDUSTRY, MALAYSIA, 2007-2016

Industri Industry	2007	2008	2009	2010	2011	2012	2013	2014	2015	2016
Kemalangan Dalam Industri Perhutanan dan Pengusahaan Hutan <i>Accidents in the Forestry Industry and Forest Harvesting</i>	1,298	842	792	631	544	497	412	394	318	278
Kemalangan dalam Perusahaan Kayu-Kayan dan Perabot <i>Accidents in the Manufacturing of Wood, Wood Product and Furniture</i>	3,836	2,395	2,209	2,170	1,942	1,821	1,662	1,578	1,371	1,440
Kemalangan dalam Perusahaan Kertas dan Barangan Kertas <i>Accidents in the Manufacturing of Paper and Paper Products</i>	456	570	355	358	378	321	349	286	284	325
Jumlah Total	5,590	3,807	3,356	3,159	2,864	2,639	2,423	2,258	1,973	2,043

Sumber / Source: PERKESO / SOCSO

Nota / Note:
data termasuk Sabah dan Sarawak
data includes Sabah and Sarawak

CARTA 31: KEMALANGAN DALAM PENGUSAHASILAN HUTAN DAN INDUSTRI BERASAS KAYU, 2007-2016
CHART 31: ACCIDENTS IN THE FOREST HARVESTING AND WOOD-BASED INDUSTRY, 2007-2016







14

HUTAN LIPUR
DAN HUTAN TAMAN
NEGERI
*AMENITY FOREST AND STATE
PARK FOREST*

14.1

BILANGAN HUTAN LIPUR DAN HUTAN TAMAN NEGERI MENGIKUT NEGERI, 2007-2016
NUMBER OF AMENITY FOREST AND STATE PARK FOREST BY STATE, 2007-2016

Negeri State	2007	2008	2009	2010	2011	2012	2013	2014	2015	2016
Johor	8	8	8	8	8	9	9	8	8	9
Kedah	27	27	27	27	27	27	27	21	19	19
Kelantan	4	4	4	4	4	4	4	4	4	4
Melaka	4	4	4	5	5	5	5	5	5	5
Negeri Sembilan	12	12	12	11	11	11	11	11	11	11
Pahang	27	27	27	29	29	29	29	29	29	29
Perak	15	15	15	16	16	16	16	16	16	17
Perlis	3	3	3	4	4	4	4	4	4	2
Pulau Pinang	3	3	3	3	3	3	3	3	3	3
Selangor	11	11	11	11	11	11	11	11	11	11
Terengganu	13	13	13	11	11	11	11	8	8	7
WPKL	2	2	2	1	1	1	1	1	1	1
Jumlah / Total	129	129	129	130	130	131	131	121	119	118

Nota / Note:

Perubahan pada bilangan Hutan Lipur dan Taman Negeri bagi tahun 2016 iaitu / *Changes in the number of Amenity Forest and Forest State Park for the year 2016:*

- i. Johor - Hutan Taman Negeri Air Hitam Utara
Johor - Air Hitam Utara Forest State Park
- ii. Perak - Taman Negeri Royal Belum
Perak - Royal Belum State Park
- iii. Perlis - Hutan Lipur Bukit Kubu (status tanah adalah Tanah Kerajaan) dan Hutan Lipur Tasik Meranti (tidak diwartakan sebagai Hutan Lipur dan terletak dalam kawasan Hutan Taman Negeri)
Perlis - Bukit Kubu Amenity Forest (land status was State Land) and Tasik Meranti Amenity Forest (not gazetted as Amenity Forest and located in the area of Perlis State Park)
- iv. Terengganu - Hutan Lipur Jambu Bongkok (ditutup)
Terengganu - Jambu Bongkok Amenity Forest (closed)

14.2

BILANGAN PELAWAT KE HUTAN LIPUR DAN HUTAN TAMAN NEGERI MENGIKUT NEGERI, 2007-2016
NUMBER OF VISITORS TO AMENITY FOREST AND STATE PARK FOREST BY STATE, 2007-2016

Negeri State	2007	2008	2009	2010	2011	2012	2013	2014	2015	2016
Johor	127,721	169,204	153,420	190,560	172,122	302,963	268,739	254,865	273,263	169,034
Kedah	n.a	1,225,801	1,295,933	1,251,110	1,175,428	242,760	139,519	199,869	168,471	120,138
Kelantan	n.a	n.a	81,023	100,862	69,962	100,814	180,755	169,079	64,845	65,599
Melaka	174,056	249,326	503,584	382,026	32,141	30,618	30,017	28,947	30,033	64,987
Negeri Sembilan	394,497	616,285	594,106	551,768	425,866	568,331	598,339	606,964	427,382	473,119
Pahang	551,750	632,845	644,780	650,731	1,165,829	1,894,168	2,025,593	1,516,669	1,871,044	1,507,221
Perak	n.a	101,338	282,232	407,335	398,803	441,038	555,622	568,508	395,929	430,529
Perlis	245,755	284,106	283,850	251,603	283,987	357,968	332,968	290,682	290,722	284,992
Pulau Pinang	n.a	311,322	329,378	396,134	324,292	369,741	426,727	930,587	886,961	769,965
Selangor	334,996	461,166	474,223	604,265	558,879	548,321	506,715	520,231	449,991	417,929
Terengganu	456,473	438,415	519,391	879,893	410,634	465,488	244,243	290,192	251,899	226,074
WPKL	29,000	24,205	28,247	31,445	24,726	10,048	2,402	2,504	4,941	47,128
Jumlah Total	2,314,248	4,514,013	5,190,167	5,697,732	5,042,669	5,332,258	5,311,639	5,379,097	5,115,481	4,576,715

Nota / Note:n.a : tidak diperolehi / *not available*

14.3

SENARAI HUTAN LIPUR DALAM HUTAN SIMPANAN KEKAL DI SEMENANJUNG MALAYSIA, 2016
LIST OF AMENITY FOREST IN THE PERMANENT RESERVED FOREST IN PENINSULAR MALAYSIA, 2016

Bil No	Nama Name	Ditubuhkan Established	Keluasan (ha) Area	Lokasi Location	Bandar / Daerah Town / District
1	Johor				
1.1	Gunung Arong	1999	279	H. S. Gunung Arong	Mersing
1.2	Gunung Belumut	2004	521	H. S. Kluang	Kluang
1.3	Gunung Pulai I	1982	82	H. S. Gunung Pulai	Pekan Nenas
1.4	Gunung Pulai II	2004	200	H. S. Gunung Pulai	Pekan Nenas
1.5	Panti	1991	155	H. S. Panti	Kota Tinggi
1.6	Soga Perdana	1982	40	H. S. Soga	Batu Pahat
1.7	Sungai Bantang	1989	372	H. S. Labis	Bekok
1.8	Taka Melor	1999	149	H. S. Labis	Labis
2	Kedah				
2.1	Bukit Wang	1976	50	H. S. Bukit Perangin	Kubang Pasu
2.2	Puncak Janing	1980	50	H. S. Bukit Perangin	Padang Terap
2.3	Pasir Tengkorak	1986	50	H. S. Gunung Machinchang	Langkawi
2.4	Telaga Tujuh	1985	50	H. S. Gunung Machinchang	Langkawi
2.5	Air Terjun Temurun	1991	50	H. S. Gunung Machinchang	Langkawi
2.6	Gua Cherita	1990	50	H. S. Gua Cherita	Langkawi
2.7	Sungai Teroi	1976	50	H. S. Gunung Jerai	Yan
2.8	Lata Mengkuang	1979	50	H. S. Rimba Telui Tengah	Sik
2.9	Sungai Rambai	1982	50	H. S. Bukit Perak	Pendang
2.10	Tupah	1990	50	H. S. Gunung Jerai	Kuala Muda
2.11	Seri Perigi	1978	50	H. S. Gunung Jerai	Yan
2.12	Batu Hampar	1980	50	H. S. Bukit Enggang	Yan
2.13	Perangin Sik	1967	50	H. S. Bukit Enggang	Sik
2.14	Titi Hayun	1996	50	H. S. Gunung Jerai	Yan
2.15	Bukit Hijau	1990	50	H. S. Gunung Inas	Kulim
2.16	Lata Bayu	1980	50	H. S. Rimba Telui Selatan	Baling
2.17	Sungai Sedim	1998	50	H. S. Gunung Inas	Kulim

Bil No	Nama Name	Ditubuhkan Established	Keluasan (ha) Area	Lokasi Location	Bandar / Daerah Town / District
2.18	Tasik Dayang Bunting	1985	50	H. S. Pulau Dayang Bunting	Langkawi
2.19	Ulu Paip	1995	50	H. S. Gunung Bongsu	Kulim
3	Kelantan				
3.1	Jeram Linang	1983	1,026	H. S. Ulu Sat	Pasir Puteh
3.2	Bukit Bakar	1987	1,038	H. S. Ulu Sat	Machang
3.3	Lata Tujuh	1987	978	H. S. Ulu Sat	Machang
4	Melaka				
4.1	Tanjung Tuan	2005	74	H. S. Tanjung Tuan	Alor Gajah
4.2	Bukit Batu Lebah	1985	108	H. S. Bukit Senggeh	Jasin
4.3	Sungai Udang	2003	105	H. S. Sungai Udang	Air Keroh
4.4	Paya Laut Linggi	2007	80	Hutan Simpan Linggi	Alor Gajah
5	Negeri Sembilan				
5.1	Gunung Datuk	1996	213	H. S. Tampin	Tampin
5.2	Serting Ulu	1986	320	H. S. Serting	Simpang Pertang
5.3	Jeram Tengkek	1994	272	H. S. Serting	Batu Kikir
5.4	Pasir Panjang	1985	156.9	H. S. Pasir Panjang	Port Dickson
5.5	Lenggeng	1984	241	H. S. Lenggeng	Lenggeng
5.6	Jeram Toi	1970	134	H. S. Berembun	Jelebu
5.7	Ulu Bendul	1970	325	H. S. Angsi	Kuala Pilah
5.8	Batu Maloi	1995	204	H. S. Gunung Tampin	Johol
5.9	Gunung Tampin	1995	206	H. S. Tampin	Tampin
5.10	De Bana	1996	518	H. S. Pasoh	Jempol
5.11	Lata Kijang	1996	380	H. S. Kenaboi	Jelebu
6	Pahang				
6.1	Som	1990	751	H. S. Som	Jerantut
6.2	Ulu Tembeling	1997	757	H. S. Tekai	Jerantut

Bil No	Nama Name	Ditubuhkan Established	Keluasan (ha) Area	Lokasi Location	Bandar / Daerah Town / District
6.3	Lata Meraung	1990	895	H. S. Jerantut	Jerantut
6.4	Menchali	1980	104	H. S. Menchali	Rompin
6.5	Bukit Bertangga	1996	1,101	H. S. Chini	Temerloh
6.6	Paya Pasir	1999	159	H. S. Paya Pasir	Temerloh
6.7	Gunung Senyum	1990	1,034	H. S. Jengka	Temerloh
6.8	Terenggun	1982	288	H. S. Terenggun	Lipis
6.9	Jerangsang	1997	34	H. S. Bukit Taching	Lipis
6.10	Kenong	1988	18,788	H. S. Yong / H. S. Yong Tambahan	Lipis
6.11	Teladas	1985	444	H. S. Berkelah	Maran
6.12	Sungai Pandan	1981	350	H. S. Berkelah	Kuantan
6.13	Bukit Pelindung	1994	298	H. S. Beserah	Kuantan
6.14	Berkelah	1993	927	H. S. Berkelah	Maran
6.15	Lata Jarum	1982	1,094	H. S. Ulu Dong	Raub
6.16	Lentang	1983	1,343	H. S. Lentang	Bentong
6.17	Konifer	1990	685	H. S. Bukit Tinggi	Bentong
6.18	Parit Falls	1983	825	H. S. Ulu Bertam	Cameron Highlands
6.19	Kemasul	1987	150	H. S. Kemasul	Mentakab
6.20	Kem Nusa	1989	616	H. S. Tekai / Tembeling	Jerantut
6.21	Chamang	1986	201	H. S. Bukit Tinggi	Bentong
6.22	Lata Berembun	2002	429	H. S. Gunung Benom	Raub
6.23	Jerangkang	1996	857	H. S. Berkelah	Jerantut
6.24	Bukit Beserah	2006	592	H. S. Beserah	Kuantan
6.25	Lubuk Yu	2000	128	H.S Berkelah	Maran
6.26	Jeriau	2000	383	H. S Batu Talam	Raub
6.27	Lata Lembik	2005	456	H. S Batu Talam	Raub
6.28	Sungai Pauh	2000	155	H. S Ulu Bertam	Cameron Highlands

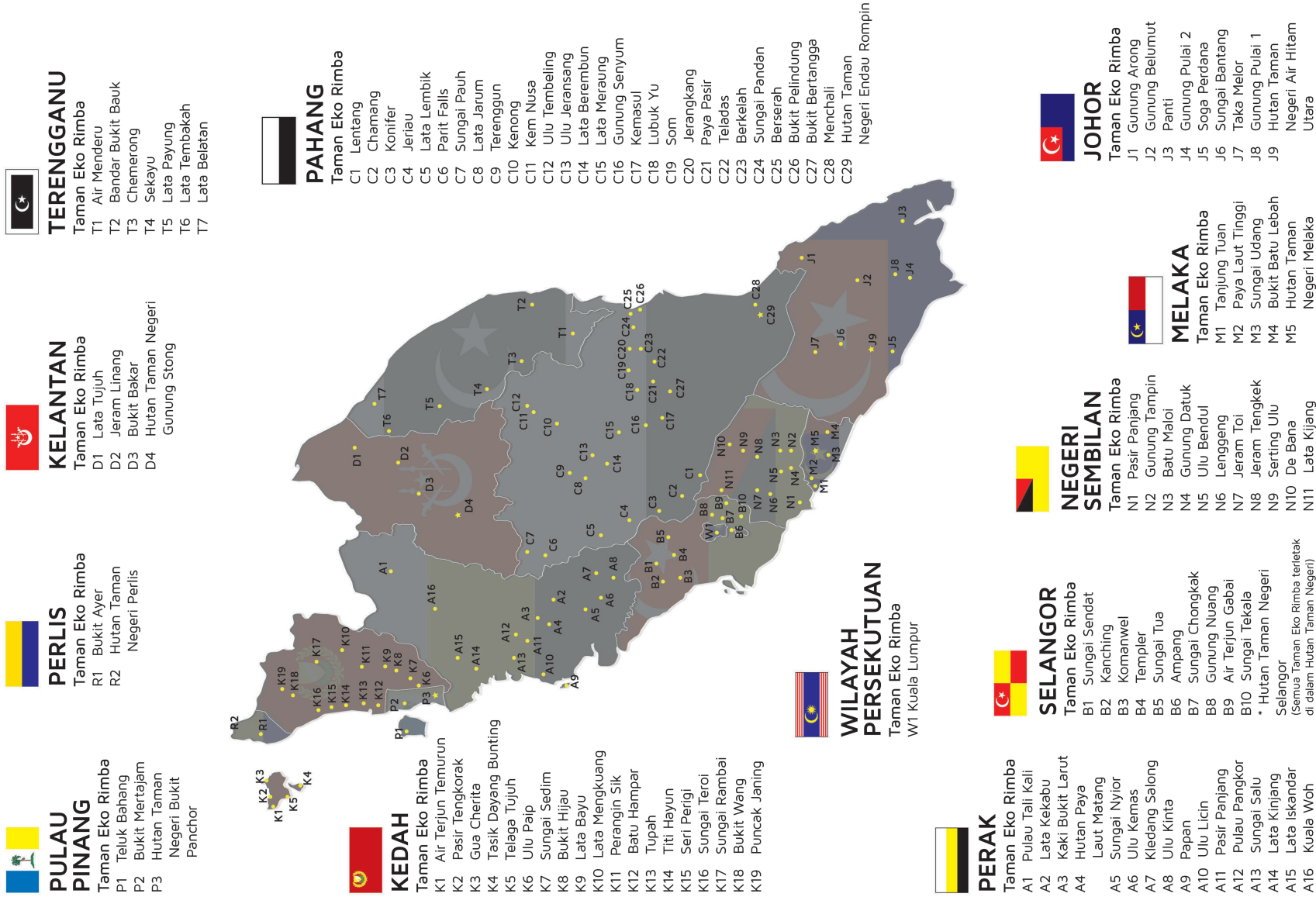
Bil No	Nama Name	Ditubuhkan Established	Keluasan (ha) Area	Lokasi Location	Bandar / Daerah Town / District
7	Perak				
7.1	Sungai Salu	1998	50	H. S. Bujang Melaka	Kampar
7.2	Sungai Nyior	1998	50	H. S. Bubu	Taiping
7.3	Pulau Tali Kail	1997	263	H. S. Belum	Hulu Perak
7.4	Pasir Panjang	1996	50	H. S. Segari Melintang	Sitiawan
7.5	Ulu Kenas	1990	50	H. S. Bubu	Kuala Kangsar
7.6	Ulu Kinta	1987	50	H. S. Bukit Kinta	Batu Gajah
7.7	Kaki Bukit Larut	1979	50	H. S. Bukit Larut	Taiping
7.8	Kuala Woh	1983	50	H. S. Bukit Tapah	Tapah
7.9	Ulu Licin	2006	50	H. S. Bubu	Kinta Manjung
7.10	Papan	1992	50	H. S. Kledang Saiong	Batu Gajah
7.11	Lata Kekabu	1990	50	H. S. Bintang Hijau	Grik
7.12	Lata Iskandar	1979	50	H. S. Bukit Tapah	Tapah
7.13	Pusat Eko-Pelajaran Hutan Paya Laut Matang	2004	50	H. S. Jebong	Taiping
7.14	Pulau Pangkor	1992	50	H. S. Pangkor Utara	Pangkor
7.15	Lata Kinjang	1989	50	H. S. Bukit Tapah	Tapah
7.16	Kledang Saiong (Ulu Sah)	2010	2,188	H.S. Kledang Saiong	Ipoh
8	Perlis				
8.1	Bukit Ayer	1994	186	H. S. Bukit Bintang	Sg. Batu Pahat, Kangar
9	Pulau Pinang				
9.1	Telok Bahang	1972	32	H. S. Telok Bahang	Telok Bahang
9.2	Bukit Mertajam	1985	37	H. S. Bukit Mertajam	Bukit Mertajam
10	Selangor				
10.1	Ampang	1983	157	H. S. Ampang	Ampang
10.2	Kanching	1987	40	H. S. Kanching dan H. S. Lagong	Rawang
10.3	Sungai Tekala	1982	242	H. S. Sungai Lalang	Kajang

Bil No	Nama Name	Ditubuhkan Established	Keluasan (ha) Area	Lokasi Location	Bandar / Daerah Town / District
10.4	Sungai Chongkak	1992	881	H. S. Hulu Langat	Cheras
10.5	Sungai Tua	1993	573	H. S. Hulu Gombak	Selayang
10.6	Komanwel	1992	32	H. S. Kanching	Rawang
10.7	Templer	1996	853	H. S. Templer	Rawang
10.8	Gunung Nuang	1996	1,042	H. S. Hulu Langat	Cheras
10.9	Sungai Sendat	1991	491	H. S. Batang Kali	Kuala Kubu
10.10	Air Terjun Gabai	1990	807	H. S. Sungai Lalang	Kajang
11	Terengganu				
11.1	Sekayu	1985	813	H. S. Hulu Terengganu	Kuala Berang
11.2	Lata Tembakah	1987	625	H. S. Pelagat	Jerteh
11.3	Lata Belatan	1993	409	H. S. Gunung Tebu	Jerteh
11.4	Chemerong	1993	759	H. S. Pasir Raja	Dungun
11.5	Lata Payung	1993	1,166	H. S. Hulu Nerus	Setiu
11.6	Air Menderu	1987	555	H. S. Rasau Kerteh	Kerteh
11.7	Bandar Bukit Bauk (bergabung dengan / merged with Tanjung Gadung)	2005	7,575.7	H.S.Bukit Bauk	Dungun/Terengganu Selatan
12	Wilayah Persekutuan Kuala Lumpur				
12.1	Kuala Lumpur	1906	9	H. S. Bukit Nanas	Kuala Lumpur

14.4

SENARAI HUTAN TAMAN NEGERI DI BAWAH PENYELIAAN JABATAN PERHUTANAN SEMENANJUNG MALAYSIA, 2016
LIST OF STATE PARK FOREST UNDER FORESTRY DEPARTMENT PENINSULAR MALAYSIA SUPERVISION, 2016

Bil No	Negeri State	Nama Name	Keluasan (ha) Area	Tarikh Diwarta Gazetted Date
1	Kelantan	Taman Negeri Gunung Stong	21,910	8 November 2007 <i>8th November 2007</i>
2	Pahang	Taman Negeri Endau Rompin	40,197	8 Jun 2000 <i>8th Jun 2000</i>
3	Perlis	Taman Negeri Perlis	4,380	3 Julai 2008 <i>3rd July 2008</i>
4	Pulau Pinang	Taman Negeri Bukit Panchor	447	Dalam proses pewartaan <i>In the process of gazette ment</i>
5	Melaka	Taman Negeri Melaka	85	Dalam proses pewartaan <i>In the process of gazette ment</i>
6	Selangor	Taman Warisan Negeri Selangor	93,002	Fasa 1 : 91,144 ha diwartakan pada 24 Januari 2007 <i>Phase 1: 91,144 ha was gazetted on 24th January 2007</i> Fasa 2 : 1,857 ha diwartakan pada 22 Januari 2010 <i>Phase 2: 1,857 ha was gazetted on 22th January 2010</i>
7	Johor	Taman Negeri Air Hitam Utara	3,796	Dalam proses pewartaan <i>In the process of gazette ment</i>
8	Perak	Taman Negeri Royal Belum	117,500	Hutan Simpan Kekal Belum telah diwartakan sebagai Taman Negeri Royal Belum melalui Warta Kerajaan Negeri Perak No. 519 bertarikh 3 Mei 2007 di bawah Enakmen Perbadanan Taman Negeri Perak 2001. Taman Royal Belum ini diuruskan oleh Perbadanan Taman Negeri Perak. <i>Belum Permanent Reserved Forest was gazetted as Royal Belum State Park through Perak State Government No. 519 on 3rd May 2007 under the Perak State Park Corporation Enactment 2001. This Belum Royal Garden is managed by the Perak State Park Corporation.</i>





15

LAMPIRAN
APPENDIX

CATUAN TEBANGAN TAHUNAN BAGI HUTAN SIMPANAN KEKAL, SEMENANJUNG MALAYSIA

ANNUAL ALLOWABLE CUT FOR PERMANENT RESERVED FOREST, PENINSULAR MALAYSIA

(ha/tahun)

LAMPIRAN A / APPENDIX A

Negeri State	RMKe-6 (1991–1995)	RMKe-7 (1996–2000)	RMKe-8 (2001–2005)	RMKe-9 (2006–2010)	RMKe-10 (2011–2015)	RMKe-11 (2016–2020)
Johor	4,500	2,705	2,710	2,250	2,940	2,121
Kedah	4,365	2,860	2,820	2,340	2,850	3,122
Kelantan	6,900	6,885	6,900	6,590	5,910	5,417
Melaka	110	-	-	-	40	30
Negeri Sembilan	2,630	2,435	2,460	2,460	2,251	2,397
Pahang	12,240	12,240	10,670	8,330	13,610	13,687
Perak	9,235	8,300	6,660	7,770	6,990	7,744
Perlis	-	-	-	-	-	-
Pulau Pinang	-	-	-	-	-	-
Selangor	2,130	1,795	2,120	1,970	690	982
Terengganu	10,140	8,820	8,530	5,230	5,053	6,388
WPKL	-	-	-	-	-	-
Jumlah Total	52,250	46,040	42,870	36,940	40,334	41,888

Nota / Note:

data keluasan bagi setiap tahun dalam tempoh Rancangan Malaysia (RMK) berkenaan.

data on area per year for respective Malaysia Plan (MP)

KAYU BALAK YANG DIHARAM UNTUK DIEKSPORT OLEH SEMENANJUNG MALAYSIA
LOGS BANNED FROM EXPORT BY PENINSULAR MALAYSIA

LAMPIRAN B / APPENDIX B

	Kumpulan Kayu-Kayan <i>Timber Group</i>	Berkuatkuasa <i>Effective</i>
a.	Semua Meranti Merah, Mersawa, Mengkulang, Meranti Putih, Durian Hutan, Nyatoh, Sepetir, Keruing, Merbau dan Damar Minyak	1972
b.	Jelutong	1973
c.	Chengal, Balau, dan Kempas	1978
d.	Terentang dan Sesendok	1979
e.	Kapur, Kasai, Kelat, Keledang, Kulim, Bintangor, Kungkur, Machang, Melunak, Merpauh, dan Simpoh	1983
f.	<p>Spesies balak yang berukuran perepang melebihi 30 cm (12 inci) dan daripada 27 spesies kayu Balau, Bintangor, Chengal, Damar Minyak, Durian, Jelutong, Kapur, Kasai, Kelat, Keledang, Kempas, Keruing, Kulim, Kungkur, Machang, Melunak, Mengkulang, Meranti Merah, Merah Putih, Merbau, Merpauh, Mersawa, Nyatoh, Sepetir, Sesendok, Simpoh dan Terentang adalah dilarang untuk diekспорт.</p> <p><i>All log species measuring above 30 cm (12 inches) diameter and of 27 species of Balau, Bintangor, Chengal, Damar Minyak, Durian, Jelutong, Kapur, Kasai, Kelat, Keledang, Kempas, Keruing, Kulim, Kungkur, Machang, Melunak, Mengkulang, Meranti Merah, Merah Putih, Merbau, Merpauh, Mersawa, Nyatoh, Sepetir, Sesendok, Simpoh dan Terentang are prohibited for export.</i></p>	1985

Sumber / Source: LPKM / MTIB

Nota / Note:

Pengimportan kayu balak dan baulks dari Indonesia diharamkan semenjak 25 Jun 2002

Ban on the importation of logs and baulks from Indonesia since 25th June 2002

FORMULA : UNIT METRIK DAN IMPERIAL
FORMULA : METRIC AND IMPERIAL UNITS
(Produk Kayu-Kayan Utama / Major Timber Products)

LAMPIRAN C / APPENDIX C

Kayu Balak / Logs				
1 cu.ft	=		0.028	cu.metres
1 Hoppus ton (of 63.66 cu.ft)	=		1.803	cu.metres
		approx.	1.803	cu.metres
1 cu.metre	=		0.555	Hoppus ton
Kayu Gergaji / Sawn Timber. etc.				
1 cu.ft	=		0.028	cu.metres
1 ton (of 50 cu.ft)	=		1.416	cu.metres
		approx.	1.416	cu.metres
1 ton (of 50 cu.ft)	=		1.016	metric tons (or tonne)
1 metric ton or tonne	=		0.984	ton (of 50 cu.ft.)
		approx.	0.984	ton (of 50 cu.ft.)
1 cu. metre	=		0.706	ton (of 50 cu.ft.)
		approx.	0.706	ton (of 50 cu.ft.)
1 cu.metre	=		423.7	board feet (bd.ft.or.ft) / b.m or FBM
	=		423.7	super feet
1000 bd.ft (M bd.ft. or M b.m. or MBF)		approx.	2.36	cu.metres
1000 super feet		approx.	2.36	cu.metres
Papan Lapis, Venir dan Produk Panel Lain / Plywood, Veneer and Other Panel Products				
1 sq.ft. (of 5 mm thickness)	=		0.000	cu.metres
		approx.	0.000	cu.metres
1000 sq.ft (of 5 mm thickness)	=		0.465	cu.metres
1 ton (of 5 cu.ft)		approx.	3.048	sq.ft. (of 5mm thickness)
1 cu.metre	=		2,152.78	sq.ft. (of 5mm thickness)
		approx.	2,153	sq.ft. (of 5mm thickness)

SINGKATAN

ABBREVIATIONS

CTT <i>AAC</i>	: Catuan Tebangan Tahunan : <i>Annual Allowable Cut</i>	m³	: meter padu : <i>cubic metres</i>
FOB	: <i>Free On Board</i>	MMKN <i>State EXCO</i>	: Majlis Mesyuarat Kerajaan Negeri : <i>State Executive Council Meeting</i>
ha	: hektar : <i>hectares</i>	MDF	: Papan Gentian Sederhana Padat : <i>Medium Density Fibreboard</i>
HSK <i>PRF</i>	: Hutan Simpanan Kekal : <i>Permanent Reserved Forest</i>	MR	: Tahan Kelembapan : <i>Moisture Resistant</i>
HTK <i>SLF</i>	: Hutan Tanah Kerajaan : <i>State Land Forest</i>	PERKESO <i>SOCISO</i>	: Pertubuhan Keselamatan Sosial : <i>Social Security Organization</i>
JP <i>DOS</i>	: Jabatan Perangkaan Malaysia : <i>Department of Statistics Malaysia</i>	RHL <i>WR</i>	: Rizab Hidupan Liar : <i>Wildlife Reserve</i>
JUPEM	: Jabatan Ukur dan Pemetaan Malaysia : <i>Department of Survey and Mapping Malaysia</i>	RMK <i>MP</i>	: Rancangan Malaysia : <i>Malaysian Plan</i>
KKB <i>HHW</i>	: Kayu Keras Berat : <i>Heavy Hardwood</i>	TB <i>AL</i>	: Tanah Bermilik : <i>Alienated Land</i>
KKR <i>LHW</i>	: Kayu Keras Ringan : <i>Light Hardwood</i>	TNB	: Tenaga Nasional Berhad
KKS <i>MHW</i>	: Kayu Keras Sederhana : <i>Medium Hardwood</i>	WBP	: Tahan Cuaca : <i>Weather and Boiled Proof</i>
LPKM <i>MTIB</i>	: Lembaga Perindustrian Kayu Malaysia : <i>Malaysian Timber Industry Board</i>	WPKL	: Wilayah Persekutuan Kuala Lumpur
LRB <i>OFR</i>	: Lain-lain Rizab Berhutan : <i>Other Forested Reserve</i>		





AHLI JAWATANKUASA
COMMITTEE MEMBER



Dato' Hj. Nor Akhirrudin bin Mahmud
Penaung / *Patron*



Dato' Roslan bin Ariffin
Penasihat / *Advisor*



Shashiah binti Abdul Karim
Pengerusi / *Chairman*



Poh Lye Yong



Liong Kang Hui



**Khairul Na'im
bin Ya'akub**



**Khairul Anwar
bin Mustapa**



Siti Farhana binti Adnan



Norlida binti Kamil



Lee Han Jeen



Foong Lai Hoy



Alisah binti Simin



**Zulnaidah binti Manan
Urusetia**



**Khairunnisa binti Khaidir
Urusetia**



**Mohd Zaki bin Mat Noor
Urusetia**

PENGHARGAAN *ACKNOWLEDGEMENT*

Ahli Jawatankuasa Editorial Buku Perangkaan Perhutanan Semenanjung Malaysia 2016
Forestry Statistics Peninsular Malaysia Editorial Committee 2016

Wakil-wakil Jabatan Perhutanan Negeri
Representatives from the State Forestry Departments

Wakil-wakil Bahagian/Unit
Ibu Pejabat Jabatan Perhutanan Semenanjung Malaysia
*Representatives from Division/Unit
Forestry Department Peninsular Malaysia Headquarters*